



US00D485182S

(12) **United States Design Patent**  
**Gaydon**

(10) **Patent No.:** **US D485,182 S**

(45) **Date of Patent:** **\*\* Jan. 13, 2004**

(54) **BOTTLE**

(75) **Inventor:** **Jean-Christophe Gaydon**, Chateaufeuf de Grasse (FR)

(73) **Assignee:** **Saint-Gobain Desjonqueres**, Courbevoie (FR)

(\*\*) **Term:** **14 Years**

(21) **Appl. No.:** **29/164,333**

(22) **Filed:** **Jul. 24, 2002**

(30) **Foreign Application Priority Data**

Jan. 24, 2002 (FR) ..... 02 0425

(51) **LOC (7) Cl.** ..... **09-03**

(52) **U.S. Cl.** ..... **D9/500**

(58) **Field of Search** ..... D9/500-503, 516, D9/519, 537-543, 545, 549, 562; 215/379-383, 400; 220/890; D28/76

(56) **References Cited**

**U.S. PATENT DOCUMENTS**

D128,153 S \* 7/1941 Arnold ..... D9/500

D210,352 S	*	3/1968	Fuerst	.....	D9/500
D236,429 S	*	8/1975	Strand	.....	D9/501
D298,592 S	*	11/1988	Stoop	.....	D9/500
D401,152 S	*	11/1998	DeVore et al.	.....	D9/500
D435,449 S	*	12/2000	Moretti	.....	D9/500

\* cited by examiner

*Primary Examiner*—Sandra L. Morris

(74) *Attorney, Agent, or Firm*—Oblon, Spivak, McClelland, Maier & Neustadt, P.C.

(57) **CLAIM**

The ornamental design for a bottle, as shown.

**DESCRIPTION**

FIG. 1 is a top and left front perspective view of a bottle showing our new design;

FIG. 2 is a front elevational view thereof;

FIG. 3 is a rear elevational view thereof;

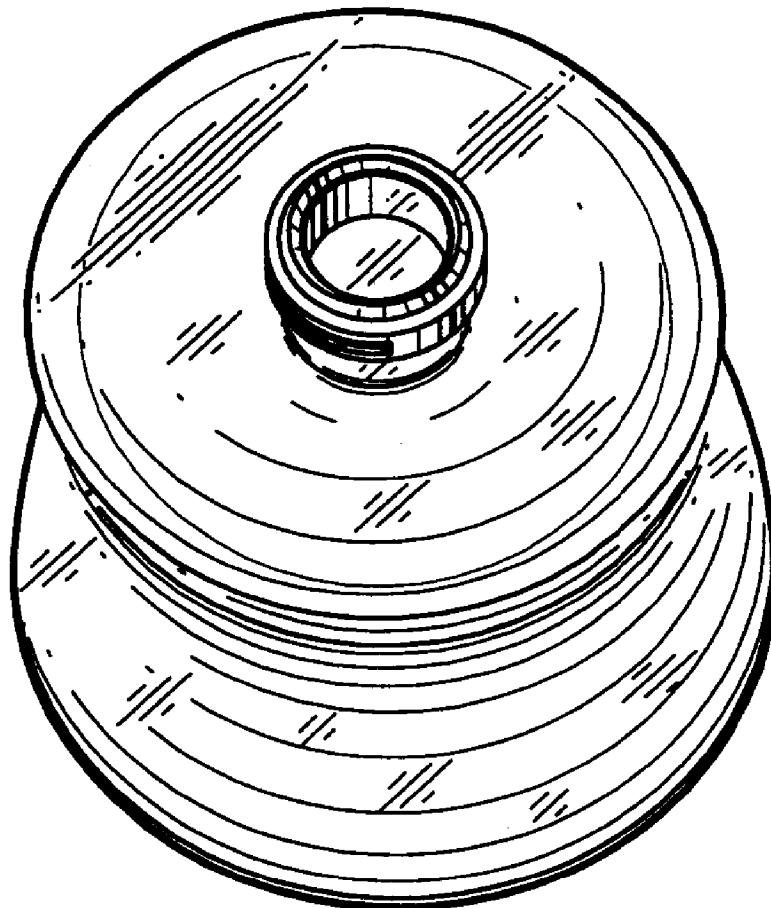
FIG. 4 is a right side elevational view thereof;

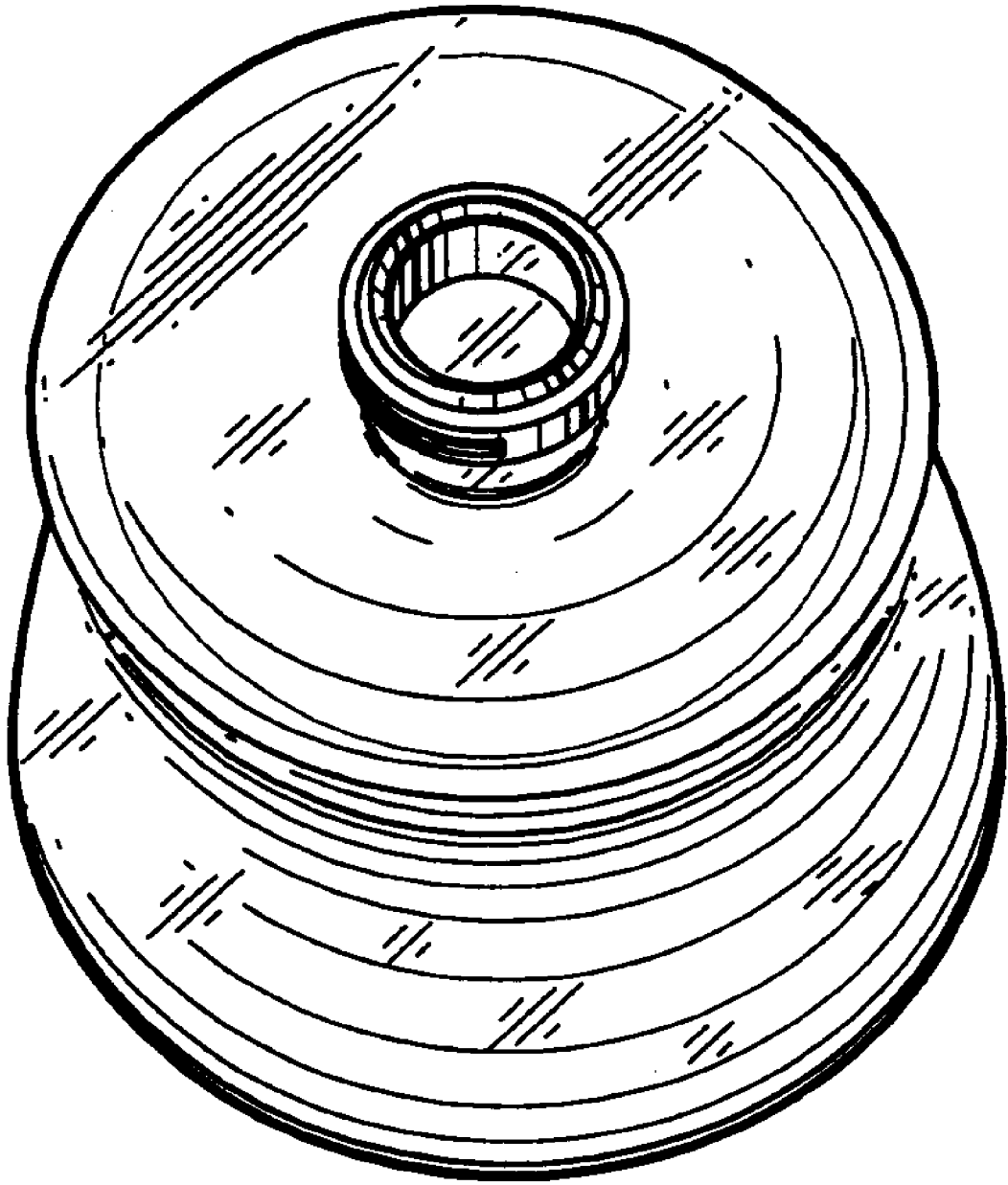
FIG. 5 is a left side elevational view thereof;

FIG. 6 is a top plan view thereof; and,

FIG. 7 is a bottom plan view thereof.

**1 Claim, 4 Drawing Sheets**





*FIG. 1*



*FIG. 2*



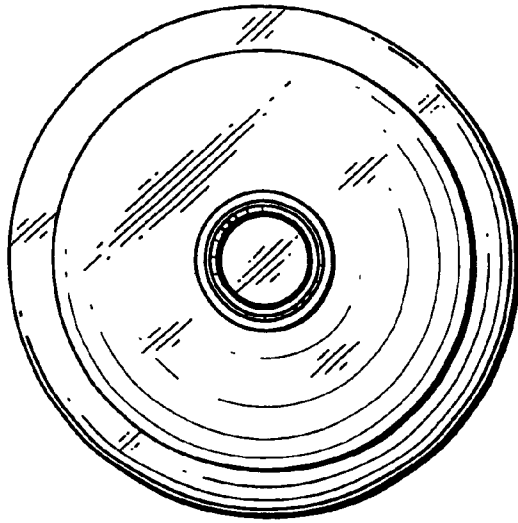
*FIG. 3*



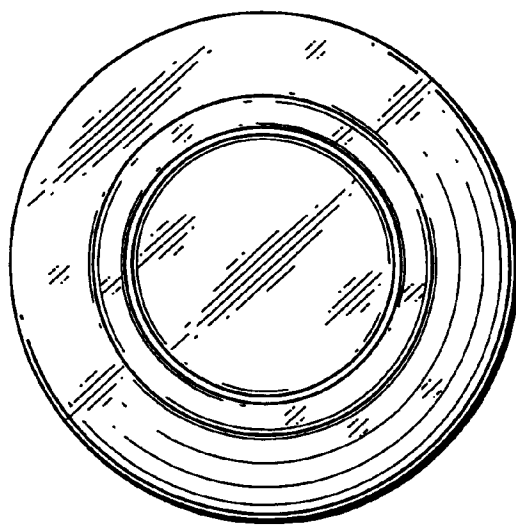
*FIG. 4*



*FIG. 5*



*FIG. 6*



*FIG. 7*