

(12) STANDARD PATENT
(19) AUSTRALIAN PATENT OFFICE

(11) Application No. **AU 2010279019 B2**

(54) Title
Compounds for the reduction of beta-amyloid production

(51) International Patent Classification(s)
C07D 239/70 (2006.01) **C07D 407/12** (2006.01)
A61K 31/517 (2006.01) **C07D 413/14** (2006.01)
A61K 31/519 (2006.01) **C07D 417/12** (2006.01)
A61K 31/5377 (2006.01) **C07D 471/04** (2006.01)
C07D 401/12 (2006.01) **C07D 491/052** (2006.01)
C07D 401/14 (2006.01) **C07D 491/08** (2006.01)
C07D 403/12 (2006.01) **C07D 491/113** (2006.01)
C07D 403/14 (2006.01)

(21) Application No: **2010279019** (22) Date of Filing: **2010.07.28**

(87) WIPO No: **WO11/014535**

(30) Priority Data

(31) Number	(32) Date	(33) Country
61/230,202	2009.07.31	US
61/324,201	2010.04.14	US

(43) Publication Date: **2011.02.03**

(44) Accepted Journal Date: **2014.12.18**

(71) Applicant(s)
Bristol-Myers Squibb Company

(72) Inventor(s)
Boy, Kenneth M.;Guernon, Jason M.;Macor, John E.;Olson, Richard E.;Shi, Jianliang;Thompson III, Lorin A.;Wu, Yong-Jin;Xu, Li;Zhang, Yunhui;Zuev, Dmitry S.

(74) Agent / Attorney
AJ PARK, L 9 Nishi 2 Phillip Law St, Canberra, ACT, 2601

(56) Related Art
WO 2009/087127
WO 2009/103652
WO 2008/136756

(12) INTERNATIONAL APPLICATION PUBLISHED UNDER THE PATENT COOPERATION TREATY (PCT)

(19) World Intellectual Property Organization
International Bureau



(43) International Publication Date
3 February 2011 (03.02.2011)

PCT

(10) International Publication Number
WO 2011/014535 A1

(51) International Patent Classification:

A61K 31/517 (2006.01) C07D 407/12 (2006.01)
A61K 31/519 (2006.01) C07D 413/14 (2006.01)
A61K 31/5377 (2006.01) C07D 417/12 (2006.01)
C07D 239/70 (2006.01) C07D 471/04 (2006.01)
C07D 401/12 (2006.01) C07D 491/052 (2006.01)
C07D 401/14 (2006.01) C07D 491/08 (2006.01)
C07D 403/12 (2006.01) C07D 491/113 (2006.01)
C07D 403/14 (2006.01)

(21) International Application Number:

PCT/US2010/043487

(22) International Filing Date:

28 July 2010 (28.07.2010)

(25) Filing Language:

English

(26) Publication Language:

English

(30) Priority Data:

61/230,202 31 July 2009 (31.07.2009) US
61/324,201 14 April 2010 (14.04.2010) US

(71) Applicant (for all designated States except US): **BRISTOL-MYERS SQUIBB COMPANY** [US/US]; Route 206 and Province Line Road, Princeton, New Jersey 08543-4000 (US).

(72) Inventors; and

(75) Inventors/Applicants (for US only): **BOY, Kenneth M.** [US/US]; Bristol-Myers Squibb Company, 5 Research Parkway, Wallingford, Connecticut 06492 (US). **GUERONON, Jason M.** [US/US]; Bristol-Myers Squibb Company, 5 Research Parkway, Wallingford, Connecticut 06492 (US). **MACOR, John E.** [US/US]; Bristol-Myers Squibb Company, 5 Research Parkway, Wallingford, Connecticut 06492 (US). **OLSON, Richard E.** [US/US]; Bristol-Myers Squibb Company, 5 Research Parkway, Wallingford, Connecticut 06492 (US). **SHI, Jianliang** [US/US]; Bris-

tol-Myers Squibb Company, 5 Research Parkway, Wallingford, Connecticut 06492 (US). **THOMPSON, III, Lorin A.** [US/US]; Bristol-Myers Squibb Company, 5 Research Parkway, Wallingford, Connecticut 06492 (US). **WU, Yong-Jin** [CA/US]; Bristol-Myers Squibb Company, 5 Research Parkway, Wallingford, Connecticut 06492 (US). **XU, Li** [US/US]; Bristol-Myers Squibb Company, 5 Research Parkway, Wallingford, Connecticut 06492 (US). **ZHANG, Yunhui** [US/US]; Bristol-Myers Squibb Company, 5 Research Parkway, Wallingford, Connecticut 06492 (US). **ZUEV, Dmitry S.** [US/US]; Bristol-Myers Squibb Company, 5 Research Parkway, Wallingford, Connecticut 06492 (US).

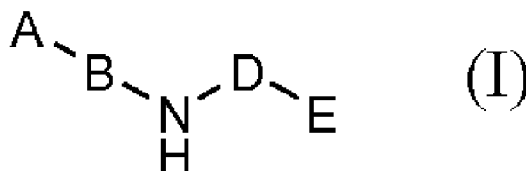
(74) Agents: **LEVIS, John F.** et al.; Bristol-Myers Squibb Company, P.O. Box 4000, Princeton, New Jersey 08543-4000 (US).

(81) Designated States (unless otherwise indicated, for every kind of national protection available): AE, AG, AL, AM, AO, AT, AU, AZ, BA, BB, BG, BH, BR, BW, BY, BZ, CA, CH, CL, CN, CO, CR, CU, CZ, DE, DK, DM, DO, DZ, EC, EE, EG, ES, FI, GB, GD, GE, GH, GM, GT, HN, HR, HU, ID, IL, IN, IS, JP, KE, KG, KM, KN, KP, KR, KZ, LA, LC, LK, LR, LS, LT, LU, LY, MA, MD, ME, MG, MK, MN, MW, MX, MY, MZ, NA, NG, NI, NO, NZ, OM, PE, PG, PH, PL, PT, RO, RS, RU, SC, SD, SE, SG, SK, SL, SM, ST, SV, SY, TH, TJ, TM, TN, TR, TT, TZ, UA, UG, US, UZ, VC, VN, ZA, ZM, ZW.

(84) Designated States (unless otherwise indicated, for every kind of regional protection available): ARIPO (BW, GH, GM, KE, LR, LS, MW, MZ, NA, SD, SL, SZ, TZ, UG, ZM, ZW), Eurasian (AM, AZ, BY, KG, KZ, MD, RU, TJ, TM), European (AL, AT, BE, BG, CH, CY, CZ, DE, DK, EE, ES, FI, FR, GB, GR, HR, HU, IE, IS, IT, LT, LU, LV, MC, MK, MT, NL, NO, PL, PT, RO, SE, SI, SK,

[Continued on next page]

(54) Title: COMPOUNDS FOR THE REDUCTION OF β -AMYLOID PRODUCTION



(57) Abstract: The present disclosure provides a series of compounds of the formula (I) which modulate β -amyloid peptide (β -AP) production and are useful in the treatment of Alzheimer's Disease and other conditions affected by β -amyloid peptide (β -AP) production.

WO 2011/014535 A1



SM, TR), OAPI (BF, BJ, CF, CG, CL, CM, GA, GN, GQ, GW, ML, MR, NE, SN, TD, TG).

Published:

Declarations under Rule 4.17:

- as to applicant's entitlement to apply for and be granted a patent (Rule 4.17(ii))
- as to the applicant's entitlement to claim the priority of the earlier application (Rule 4.17(iii))

- with international search report (Art. 21(3))
- before the expiration of the time limit for amending the claims and to be republished in the event of receipt of amendments (Rule 48.2(h))

COMPOUNDS FOR THE REDUCTION OF β -AMYLOID PRODUCTION

FIELD OF THE INVENTION

The present disclosure relates to methods of treating Alzheimer's Disease (AD)
5 and other conditions related to β -amyloid production using compounds which are
inhibitors of β -amyloid peptide ($A\beta$) production. The disclosure further relates to
pharmaceutical compositions comprising these compounds.

BACKGROUND OF THE INVENTION

10 Alzheimer's disease (AD) is a progressive neurodegenerative disease which
begins with memory loss and progresses to include severe cognitive impairment, altered
behavior, and decreased motor function (Grundman, M. *et al.*, *Arch Neurol.* (2004) 61:
59-66; Walsh, D.M. *et al.*, *Neuron* (2004) 44: 181-193). It is the most common form of
dementia and represents the third leading cause of death after cardiovascular disorders
15 and cancer. The cost of AD is enormous and includes the suffering of the patients and
families and the lost productivity of patients and caregivers. No treatment that effectively
prevents AD or reverses the clinical symptoms and underlying pathophysiology is
currently available.

A definitive diagnosis of AD for a demented patient requires a histopathological
20 evaluation of the number and localization of neuritic plaques and neurofibrillary tangles
upon autopsy (Consensus recommendations for the postmortem diagnosis of Alzheimer's
disease. *Neurobiol Aging* (1997) 18: S1-2). Similar alterations are observed in patients
with Trisomy 21 (Down syndrome). Plaques primarily consist of β -amyloid ($A\beta$)
peptides that are formed by a stepwise proteolytic cleavage of the amyloid precursor
25 protein (APP) by β -site APP-cleaving enzyme (BACE), to generate the N-terminus, and
 γ -secretase, to generate the C-terminus (Selkoe, D.J., *Physiol Rev.* (2001) 81: 741-766).
 γ -Secretase is a transmembrane protein complex that includes Nicastrin, Aph-1, PEN-2,
and either Presenilin-1 (PS-1) or Presenilin-2 (PS-2) (Wolfe, M.S. *et al.*, *Science* (2004)
305: 1119-1123). PS-1 and PS-2 are believed to contain the catalytic sites of γ -secretase.

30 $A\beta_{40}$ is the most abundant form of $A\beta$ synthesized (80-90%), while $A\beta_{42}$ is most
closely linked with AD pathogenesis. In particular, mutations in the APP, PS-1, and PS-2
genes that lead to rare, familial forms of AD implicate $A\beta_{42}$ aggregates as the primary

toxic species (Selkoe, D.J., *Physiol Rev.*, (2001) 81: 741-766). Current evidence suggests that oligomeric, protofibrillar and intracellular A β 42 play a significant role in the disease process (Cleary, J.P. *et al.*, *Nat Neurosci.* (2005) 8: 79-84). Inhibitors of the enzymes that form A β 42, such as γ -secretase, represent potential disease-modifying therapeutics
5 for the treatment of AD.

Evidence suggests that a reduction in brain A β levels by inhibition of γ -secretase may prevent the onset and progression of AD (Selkoe, D. *Physiol. Rev.* (2001) 81: 741-766; Wolfe, M., *J. Med. Chem.* (2001) 44: 2039-2060). There are emerging data for the role of A β in other diseases, including mild cognitive impairment (MCI), Down
10 syndrome, cerebral amyloid angiopathy (CAA), dementia with Lewy bodies (DLB), amyotrophic lateral sclerosis (ALS-D), inclusion body myositis (IBM), and age-related macular degeneration. Advantageously, compounds that inhibit γ -secretase and reduce production of A β could be used to treat these or other A β -dependent diseases.

Excess production and/or reduced clearance of A β causes CAA (Thal, D. *et al.*, *J. Neuropath. Exp. Neuro.* (2002) 61: 282-293). In these patients, vascular amyloid
15 deposits cause degeneration of vessel walls and aneurysms that may be responsible for 10-15% of hemorrhagic strokes in elderly patients. As in AD, mutations in the gene encoding A β lead to an early onset form of CAA, referred to as cerebral hemorrhage with amyloidosis of the Dutch type, and mice expressing this mutant protein develop CAA that
20 is similar to patients. Compounds that reduce A β levels could reduce or prevent CAA.

DLB manifests with visual hallucinations, delusions, and parkinsonism. Interestingly, familial AD mutations that cause A β deposits can also cause Lewy bodies and DLB symptoms (Yokota, O. *et al.*, *Acta Neuropathol (Berl)* (2002) 104: 637-648). Further, sporadic DLB patients have A β deposits similar to those in AD (Deramecourt, V.
25 *et al.*, *J Neuropathol Exp Neurol* (2006) 65: 278-288). Based on this data, A β likely drives Lewy body pathology in DLB and, therefore, compounds that reduce A β levels could reduce or prevent DLB.

Approximately 25% of ALS patients have significant dementia or aphasia (Hamilton, R.L. *et al.*, *Acta Neuropathol (Berl)* (2004) 107: 515-522). The majority
30 (~60%) of these patients, designated ALS-D, contain ubiquitin-positive inclusions comprised primarily of the TDP-43 protein (Neumann, M. *et al.*, *Science* (2006) 314: 130-133). About 30% of the ALS-D patients have amyloid plaques consistent with A β

causing their dementia (Hamilton, R.L. *et al.*, *Acta Neuropathol (Berl)* (2004) 107: 515-522). These patients should be identifiable with amyloid imaging agents and potentially could be treated by compounds that reduce A β levels.

IBM is a rare, age-related degenerative disease of skeletal muscle. The
5 appearance of A β deposits in IBM muscle and the recapitulation of several aspects of the disease by directing APP overexpression to muscle in transgenic mice support the role of A β in IBM (reviewed in Murphy, M.P. *et al.*, *Neurology* (2006) 66: S65-68).
Compounds that reduce A β levels could reduce or prevent IBM.

In age-related macular degeneration, A β was identified as one of several
10 components of drusen, extracellular deposits beneath the retinal pigment epithelium (RPE) (Anderson, D.H. *et al.*, *Exp Eye Res* (2004) 78: 243-256). A recent study has shown potential links between A β and macular degeneration in mice (Yoshida, T. *et al.*, *J Clin Invest* (2005) 115: 2793-2800). Increases in A β deposition and supranuclear cataracts have been found in AD patients (Goldstein, L.E. *et al.*, *Lancet* (2003) 361:
15 1258-1265). Compounds that reduce A β levels could reduce or prevent age-related macular degeneration.

Compounds which inhibit gamma secretase may also be useful in treating conditions associated with loss of myelination, for example multiple sclerosis (Watkins, T.A., *et al.*, *Neuron* (2008) 60: 555-569).

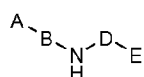
20 A recent study by Georgetown University Medical Center researchers suggests that gamma-secretase inhibitors may prevent long-term damage from traumatic brain injury (Loane, D. J., *et al.*, *Nature Medicine* (2009): 1-3).

A logical approach to reducing A β levels is to block the action of the secretases. A complementary approach is to selectively reduce production of A β 1-42 by the action of
25 certain compounds that serve to direct the γ -secretase-mediated cleavage of APP to instead produce shorter forms of A β . These shorter forms appear to aggregate less easily and solutions of the shorter forms of A β are less neurotoxic than solutions of A β 1-42 (See Barten, Donna M.; Meredith, Jere E., Jr.; Zaczek, Robert; Houston, John G.; Albright, Charles F. *Drugs in R&D* (2006), 7(2), 87-97). Thus, compounds that selectively
30 reduce A β 1-42 production and their pharmaceutical compositions are beneficial agents that will prevent damage from overproduction of A β and are useful in treating Alzheimer's disease, Down syndrome, CAA, and inclusion body myositis, DLB, and

other disorders where A β is overproduced.

SUMMARY OF THE INVENTION

In its first aspect the present disclosure provides a compound of formula (I)



5

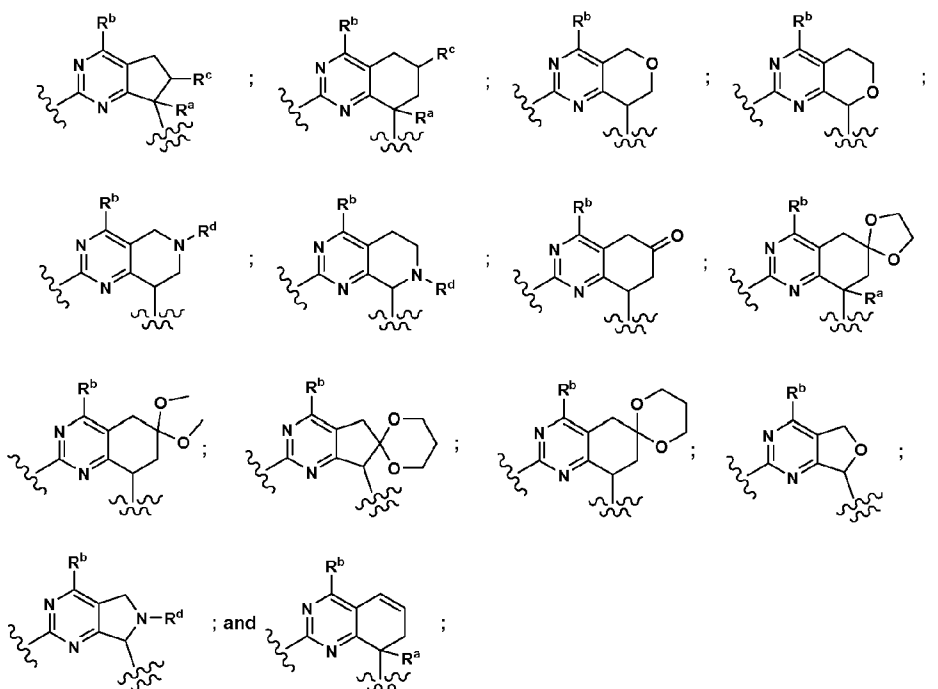
(I),


or a pharmaceutically acceptable salt thereof, wherein


A is a five- or six-membered heteroaromatic ring containing from one to three heteroatoms independently selected from nitrogen, oxygen, and sulfur; wherein said
10 heteroaromatic ring is optionally substituted with one or two groups selected from halo, haloC₁₋₆alkyl, hydroxy, amino, C₁₋₆alkoxy, and C₁₋₆alkyl;

B is selected from phenyl and pyridinyl, wherein the phenyl and pyridinyl are optionally substituted with one or two substituents independently selected from
C₁₋₆alkoxy, C₁₋₆alkyl, C₁₋₃alkylamino-C₁₋₆alkoxy, cyano, C₁₋₃dialkylamino-
15 C₁₋₆alkoxy, halo, haloC₁₋₆alkoxy, haloC₁₋₆alkyl, hydroxy, methylamino, and amino;

D is selected from



 " denotes the point of attachment to the nitrogen atom of the parent molecule;

 " denotes the point of attachment to the 'E' moiety;

R^a is selected from hydrogen, C₁₋₆alkyl, C₂₋₆alkenyl, and hydroxy;

R^b is -NR^xR^y, wherein R^x and R^y are independently selected from hydrogen, C₁₋₄alkoxy, C₁₋₄alkoxyC₁₋₄alkyl, C₁₋₄alkoxycarbonyl, C₁₋₆alkyl, C₃₋₇cycloalkyl, (C₃₋₇cycloalkyl)C₁₋₄alkyl, hydroxyC₁₋₄alkyl, and trideuteromethyl, wherein the alkyl part of the (C₃₋₇cycloalkyl)C₁₋₄alkyl can be optionally substituted with a C₁₋₄alkoxy group; or, R^x and R^y, together with the nitrogen atom to which they are attached, form a four- to seven-membered monocyclic or bicyclic ring optionally containing one double bond and optionally containing one additional heteroatom selected from O, NR^z, and S; wherein R^z is selected from hydrogen, C₁₋₆alkyl, and C₁₋₄alkoxycarbonyl; and wherein the ring is optionally substituted with one or two substituents independently selected from C₁₋₆alkoxy, C₁₋₆alkyl, halo, haloC₁₋₄alkyl, hydroxy, -NR^fR^g, oxo, spirocyclic dioxolanyl; wherein R^f and R^g are independently selected from hydrogen, C₁₋₄alkoxycarbonyl, and C₁₋₆alkyl;

R^c is selected from hydrogen, C₁₋₄alkylsulfonyl, C₁₋₄alkylsulfonylamido, amino, C₁₋₆alkylamino, C₁₋₆dialkylamino, C₃₋₇cycloalkylamino, hydroxy, and C₁₋₄alkoxy;

R^d is selected from hydrogen, C₁₋₆alkyl, C₁₋₄alkoxyC₁₋₄alkylcarbonyl, C₁₋₆alkoxycarbonyl, C₁₋₆alkylcarbonyl, C₁₋₆alkylsulfonyl, C₃₋₇cycloalkylsulfonyl, C₃₋₇cycloalkylcarbonyl, C₁₋₆dialkylaminoC₁₋₄alkylcarbonyl, and haloC₁₋₄alkyl, wherein the alkyl part of the alkoxycarbonyl, the alkylcarbonyl, and the alkylsulfonyl are optionally substituted with one substituent selected from C₁₋₄dialkylamino, and C₁₋₄alkoxy; and

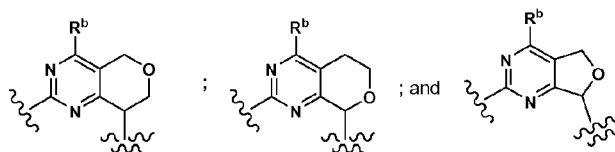
E is selected from C₁₋₆alkyl, C₄₋₆cycloalkyl, (C₄₋₇cycloalkyl)C₁₋₄alkyl, benzyl, phenyl, and a five- to six-membered heteroaromatic ring containing one or two nitrogen atoms, wherein the phenyl, the phenyl part of the benzyl, and the heteroaromatic ring are each optionally substituted with one, two, or three substituents independently selected from C₁₋₆alkyl, C₁₋₆alkoxy, cyano, halo, halo C₁₋₆alkoxy, and haloC₁₋₆alkyl.

The present invention is directed to these, as well as other important ends,

hereinafter described.

DETAILED DESCRIPTION OF THE EMBODIMENTS

- In a first embodiment of the first aspect the present disclosure provides a
 5 compound of formula (I), or a pharmaceutically acceptable salt thereof, as set forth above
 wherein A is a five-membered heteroaromatic ring containing from one to three nitrogen
 atoms; and wherein said heteroaromatic ring is optionally substituted with one group
 selected from halo and C₁₋₆alkyl. In a second embodiment, B is selected from phenyl and
 pyridinyl, wherein the phenyl and pyridinyl are optionally substituted with one or two
 10 substituents independently selected from C₁₋₆alkoxy and halo. In a third embodiment, E
 is phenyl optionally substituted with one, two, or three substituents independently
 selected from C₁₋₆alkyl, C₁₋₆alkoxy, cyano, halo, haloC₁₋₆alkoxy, and haloC₁₋₆alkyl. In a
 fourth embodiment, D is selected from



- 15 In a fifth embodiment, R^b is -NR^xR^y, wherein R^x and R^y are independently selected from
 hydrogen, C₁₋₄alkoxyC₁₋₄alkyl, C₁₋₆alkyl, C₃₋₇cycloalkyl, hydroxyC₁₋₄alkyl, and
 trideuteromethyl, wherein the alkyl part of the (C₃₋₇cycloalkyl)C₁₋₄alkyl can be optionally
 substituted with a C₁₋₄alkoxy group.

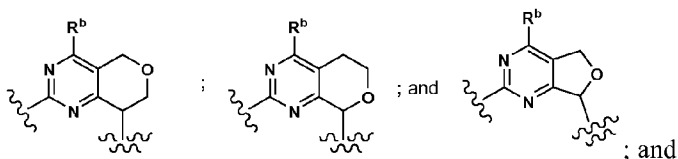
- In a sixth embodiment of the first aspect, the present disclosure provides a
 20 compound of formula (I), or a pharmaceutically acceptable salt thereof, wherein:

A is a five-membered heteroaromatic ring containing from one to three nitrogen
 atoms; wherein said heteroaromatic ring is optionally substituted with one group selected
 from halo and C₁₋₆alkyl;

- B is selected from phenyl and pyridinyl, wherein the phenyl and pyridinyl are
 25 optionally substituted with one or two substituents independently selected from
 C₁₋₆alkoxy and halo;

E is phenyl optionally substituted with one, two, or three substituents
 independently selected from C₁₋₆alkyl, C₁₋₆alkoxy, cyano, halo, haloC₁₋₆alkoxy, and
 haloC₁₋₆alkyl;

- 30 D is selected from



R^b is $-NR^xR^y$, wherein R^x and R^y , together with the nitrogen atom to which they are attached, form a four- to seven-membered monocyclic or bicyclic ring optionally containing one additional heteroatom selected from O and NR^z ; wherein R^z is selected from C_{1-6} alkyl, and C_{1-4} alkoxycarbonyl; and wherein the ring is optionally substituted with one or two substituents independently selected from C_{1-6} alkoxy, C_{1-6} alkyl, halo, halo C_{1-4} alkyl, hydroxy, $-NR^fR^g$, oxo, and spirocycle dioxolanyl; wherein R^f and R^g are independently selected from hydrogen, C_{1-4} alkoxycarbonyl, and C_{1-6} alkyl.

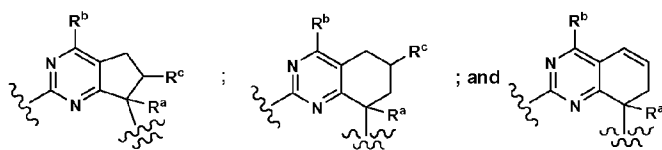
In a seventh embodiment of the first aspect, the present disclosure provides a compound of formula (I), or a pharmaceutically acceptable salt thereof, wherein:

A is a five-membered heteroaromatic ring containing from one to three nitrogen atoms; wherein said heteroaromatic ring is optionally substituted with one group selected from halo and C_{1-6} alkyl;

B is selected from phenyl and pyridinyl, wherein the phenyl and pyridinyl are optionally substituted with one or two substituents independently selected from C_{1-6} alkoxy and halo;

E is phenyl optionally substituted with one, two, or three substituents independently selected from C_{1-6} alkyl, C_{1-6} alkoxy, cyano, halo, halo C_{1-6} alkoxy, and halo C_{1-6} alkyl; and

D is selected from



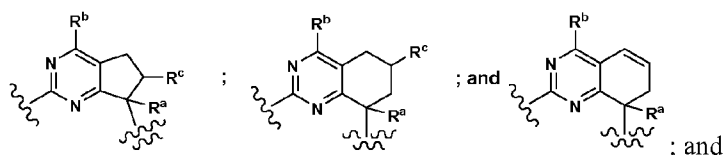
In an eighth embodiment of the first aspect, the present disclosure provides a compound of formula (I), or a pharmaceutically acceptable salt thereof, wherein:

A is a five-membered heteroaromatic ring containing from one to three nitrogen atoms; wherein said heteroaromatic ring is optionally substituted with one group selected from halo and C_{1-6} alkyl;

B is selected from phenyl and pyridinyl, wherein the phenyl and pyridinyl are optionally substituted with one or two substituents independently selected from C₁₋₆alkoxy and halo;

E is phenyl optionally substituted with one, two, or three substituents
 5 independently selected from C₁₋₆alkyl, C₁₋₆alkoxy, cyano, halo, haloC₁₋₆alkoxy, and haloC₁₋₆alkyl;

D is selected from



R^b is -NR^xR^y, wherein R^x and R^y are independently selected from hydrogen, C₁₋₄alkoxyC₁₋₄alkyl, C₁₋₆alkyl, C₃₋₇cycloalkyl, hydroxyC₁₋₄alkyl, and trideuteromethyl,
 10 wherein the alkyl part of the (C₃₋₇cycloalkyl)C₁₋₄alkyl can be optionally substituted with a C₁₋₄alkoxy group.

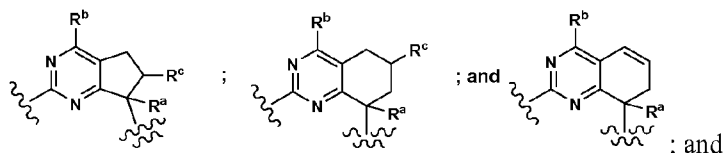
In a ninth embodiment of the first aspect, the present disclosure provides a compound of formula (I), or a pharmaceutically acceptable salt thereof, wherein:

15 A is a five-membered heteroaromatic ring containing from one to three nitrogen atoms; wherein said heteroaromatic ring is optionally substituted with one group selected from halo and C₁₋₆alkyl;

B is selected from phenyl and pyridinyl, wherein the phenyl and pyridinyl are optionally substituted with one or two substituents independently selected from
 20 C₁₋₆alkoxy and halo;

E is phenyl optionally substituted with one, two, or three substituents independently selected from C₁₋₆alkyl, C₁₋₆alkoxy, cyano, halo, haloC₁₋₆alkoxy, and haloC₁₋₆alkyl;

D is selected from



25 R^b is -NR^xR^y, wherein R^x and R^y, together with the nitrogen atom to which they are attached, form a four- to seven-membered monocyclic or bicyclic ring optionally containing one additional heteroatom selected from O and NR^z; wherein R^z is selected

from C₁₋₆alkyl, and C₁₋₄alkoxycarbonyl; and wherein the ring is optionally substituted with one or two substituents independently selected from

C₁₋₆alkoxy, C₁₋₆alkyl, halo, haloC₁₋₄alkyl, hydroxy, -NR^fR^g, oxo, and spirocycle dioxolanyl; wherein R^f and R^g are independently selected from hydrogen,

5 C₁₋₄alkoxycarbonyl, and C₁₋₆alkyl.

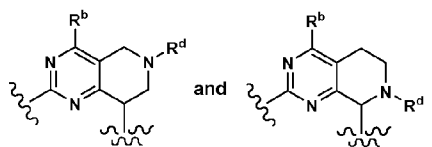
In a tenth embodiment of the first aspect, the present disclosure provides a compound of formula (I), or a pharmaceutically acceptable salt thereof, wherein:

A is a five-membered heteroaromatic ring containing from one to three nitrogen atoms; wherein said heteroaromatic ring is optionally substituted with one group selected
10 from halo and C₁₋₆alkyl;

B is selected from phenyl and pyridinyl, wherein the phenyl and pyridinyl are optionally substituted with one or two substituents independently selected from C₁₋₆alkoxy and halo;

E is phenyl optionally substituted with one, two, or three substituents
15 independently selected from C₁₋₆alkyl, C₁₋₆alkoxy, cyano, halo, haloC₁₋₆alkoxy, and haloC₁₋₆alkyl; and

D is selected from



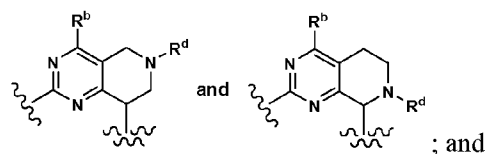
In an eleventh embodiment of the first aspect, the present disclosure provides a
20 compound of formula (I), or a pharmaceutically acceptable salt thereof, wherein:

A is a five-membered heteroaromatic ring containing from one to three nitrogen atoms; wherein said heteroaromatic ring is optionally substituted with one group selected from halo and C₁₋₆alkyl;

B is selected from phenyl and pyridinyl, wherein the phenyl and pyridinyl are
25 optionally substituted with one or two substituents independently selected from C₁₋₆alkoxy and halo;

E is phenyl optionally substituted with one, two, or three substituents independently selected from C₁₋₆alkyl, C₁₋₆alkoxy, cyano, halo, haloC₁₋₆alkoxy, and haloC₁₋₆alkyl;

30 D is selected from



R^b is $-NR^xR^y$, wherein R^x and R^y are independently selected from hydrogen, C_{1-4} alkoxy C_{1-4} alkyl, C_{1-6} alkyl, C_{3-7} cycloalkyl, hydroxy C_{1-4} alkyl, and trideuteromethyl, wherein the alkyl part of the (C_{3-7} cycloalkyl) C_{1-4} alkyl can be optionally substituted with a

5 C_{1-4} alkoxy group.

In a twelfth embodiment of the first aspect, the present disclosure provides a compound of formula (I), or a pharmaceutically acceptable salt thereof, wherein:

A is a five-membered heteroaromatic ring containing from one to three nitrogen atoms; wherein said heteroaromatic ring is optionally substituted with one group selected

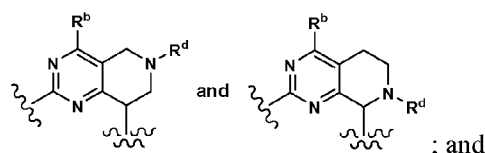
10 from halo and C_{1-6} alkyl;

B is selected from phenyl and pyridinyl, wherein the phenyl and pyridinyl are optionally substituted with one or two substituents independently selected from C_{1-6} alkoxy and halo;

E is phenyl optionally substituted with one, two, or three substituents

15 independently selected from C_{1-6} alkyl, C_{1-6} alkoxy, cyano, halo, halo C_{1-6} alkoxy, and halo C_{1-6} alkyl;

D is selected from



R^b is $-NR^xR^y$, wherein R^x and R^y , together with the nitrogen atom to which they

20 are attached, form a four- to seven-membered monocyclic or bicyclic ring optionally containing one additional heteroatom selected from O and NR^z ; wherein R^z is selected from C_{1-6} alkyl, and C_{1-4} alkoxycarbonyl; and wherein the ring is optionally substituted with one or two substituents independently selected from C_{1-6} alkoxy, C_{1-6} alkyl, halo, halo C_{1-4} alkyl, hydroxy, $-NR^fR^g$, oxo, and spirocycle

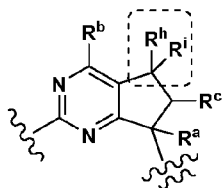
25 dioxolanyl; wherein R^f and R^g are independently selected from hydrogen, C_{1-4} alkoxycarbonyl, and C_{1-6} alkyl.

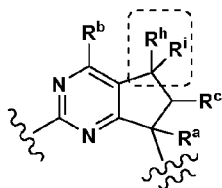
In a thirteenth embodiment of the first aspect, the definition of A is expanded to also include acyl, acetyl, nitrile, CF_3 , bromo, and CH_2CN ; and the heteroaromatic ring

may be additionally substituted with CHCF_2 and/or CN.

In a fourteenth embodiment of the first aspect, B may also include pyrimidinyl.

In a fifteenth embodiment of the first aspect, R^b as part of D may also include $\text{SO}_2\text{C}_{1-6}\text{alkyl}$, acetyl, and phenyl optionally substituted with 1-3 $\text{C}_{1-6}\text{alkyl}$; and further
 5 wherein the ring as part of R^z can also include spirocyclic tetrahydrofuranlyl. In addition,



D may also include , wherein R^h , R^i = H, OH, or taken together to form $\text{C}=\text{O}$, $\text{C}=\text{N}-\text{OH}$, or $\text{C}=\text{N}-\text{OC}_{1-6}\text{alkyl}$.

In a second aspect, the present disclosure provides a pharmaceutical composition for the treatment of disorders responsive to the reduction of β -amyloid peptide production
 10 comprising a therapeutically effective amount of a compound of formula (I), or a pharmaceutically acceptable salt thereof, in association with a pharmaceutically acceptable carrier or diluent.

In a third aspect, the present disclosure provides a method for the treatment of disorders responsive to the reduction of β -amyloid peptide production in a mammal in
 15 need thereof, which comprises administering to said mammal a therapeutically effective amount of a compound of formula (I), or a pharmaceutically acceptable salt thereof. In a first embodiment of the first aspect said disorder is selected from Alzheimer's Disease (AD), Down Syndrome, mild cognitive impairment (MCI), cerebral amyloid angiopathy (CAA), dementia with Lewy bodies (DLB), amyotrophic lateral sclerosis (ALS-D),
 20 inclusion body myositis (IBM), age-related macular degeneration, and cancer. In a second embodiment of the third aspect, said disorder is selected from Alzheimer's Disease and Down Syndrome. In a third embodiment of the third aspect, said disorder is Alzheimer's Disease.

Other aspects of the present disclosure may include suitable combinations of
 25 embodiments disclosed herein.

Yet other aspects and embodiments may be found in the description provided herein.

The description of the present disclosure herein should be construed in congruity with the laws and principals of chemical bonding. In some instances it may be necessary to remove a hydrogen atom in order accommodate a substituent at any given location.

It should be understood that the compounds encompassed by the present
5 disclosure are those that are suitably stable for use as pharmaceutical agent.

It is intended that the definition of any substituent or variable at a particular location in a molecule be independent of its definitions elsewhere in that molecule.

All patents, patent applications, and literature references cited in the specification are herein incorporated by reference in their entirety. In the case of inconsistencies, the
10 present disclosure, including definitions, will prevail.

In some instances, the number of carbon atoms in any particular group is denoted before the recitation of the group. For example, the term "haloC₁₋₆alkoxy" denotes a haloalkoxy group containing one to six carbon atoms and the term
15 "C₁₋₄alkoxyC₁₋₂alkyl" denotes an alkoxy group containing one to four alkoxy groups attached to the parent molecular moiety through an alkyl group of one or two carbon atoms. Where these designations exist they supersede all other definitions contained herein.

As used herein, the singular forms "a", "an", and "the" include plural reference unless the context clearly dictates otherwise.

20 The term "alkoxy," as used herein, refers to an alkyl group attached to the parent molecular moiety through an oxygen atom.

The term "alkoxyalkyl," as used herein, refers to an alkyl group substituted with one, two, or three alkoxy groups.

The term "alkoxyalkylcarbonyl," as used herein, refers to an alkoxyalkyl group
25 attached to the parent molecular moiety through a carbonyl group.

The term "alkoxycarbonyl," as used herein, refers to an alkoxy group attached to the parent molecular moiety through a carbonyl group.

The term "alkyl," as used herein, refers to a group derived from a straight or branched chain saturated hydrocarbon containing from one to ten carbon atoms.

30 The term "alkylamino," as used herein, refers to -NHR^x, wherein R^x is an alkyl group.

The term "alkylaminoalkoxy," as used herein, refers to an alkylamino group attached to the parent molecular moiety through an alkoxy group.

The term "alkylcarbonyl," as used herein, refers to an alkyl group attached to the parent molecular moiety through a carbonyl group.

The term "alkylsulfonyl," as used herein, refers to an alkyl group attached to the parent molecular moiety through a sulfonyl group.

5 The term "alkylsulfonylamido," as used herein refers to $-C(O)NHS(O)_2R^x$ wherein R^x is an alkyl group.

The term "amino," as used herein, refers to $-NH_2$.

The term "carbonyl," as used herein, refers to $-C(O)-$.

The term "cyano," as used herein, refers to $-CN$.

10 The term "cycloalkyl," as used herein, refers to a saturated monocyclic hydrocarbon ring system having three to fourteen carbon atoms and zero heteroatoms.

The term "(cycloalkyl)alkyl," as used herein, refers to an alkyl group substituted with one, two, or three cycloalkyl groups.

15 The term "cycloalkylamino," as used herein, refers to $-NHR^x$ wherein R^x is a cycloalkyl group.

The term "cycloalkylcarbonyl," as used herein, refers to a cycloalkyl group attached to the parent molecular moiety through a carbonyl group.

The term "cycloalkylsulfonyl," as used herein, refers to a cycloalkyl group attached to the parent molecular moiety through a sulfonyl group.

20 The term "dialkylamino," as used herein, refers to $-NR^xR^y$, wherein R^x and R^y are each alkyl groups.

The term "dialkylaminoalkoxy," as used herein, refers to a dialkylamino group attached to the parent molecular moiety through an alkoxy group.

25 The term "dialkylaminoalkyl," as used herein, refers to an alkyl group substituted with one, two, or three dialkylamino groups.

The term "dialkylaminoalkylcarbonyl," as used herein, refers to a dialkylaminoalkyl group attached to the parent molecular moiety through a carbonyl group.

The terms "halo" and "halogen," as used herein, refer to F, Cl, Br, and I.

30 The term "haloalkoxy," as used herein, refers to a haloalkyl group attached to the parent molecular moiety through an oxygen atom.

The term "haloalkyl," as used herein, refers to an alkyl group substituted with one, two, three, or four halogen atoms.

The term "hydroxy," as used herein, refers to -OH.

The term "hydroxyalkyl," as used herein, refers to an alkyl group substituted with one, two, or three hydroxy groups.

The term "methylamino," as used herein, refers to -NHCH₃.

5 The term "oxo," as used herein, refers to =O.

The term "sulfonyl," as used herein, refers to -SO₂-.

It should be understood that the disclosure encompasses all stereochemical forms, or mixtures thereof, which possess the ability to reduce β -amyloid peptide production.

Certain compounds of the present disclosure may also exist in different stable
10 conformational forms which may be separable. Torsional asymmetry due to restricted rotation about an asymmetric single bond, for example because of steric hindrance or ring strain, may permit separation of different conformers. The present disclosure includes each conformational isomer of these compounds and mixtures thereof.

The present disclosure is intended to include all isotopes of atoms occurring in the
15 present compounds. Isotopes include those atoms having the same atomic number but different mass numbers. By way of general example and without limitation, isotopes of hydrogen include deuterium and tritium. Isotopes of carbon include ¹³C and ¹⁴C. Isotopically-labeled compounds of the invention can generally be prepared by conventional techniques known to those skilled in the art or by processes analogous to
20 those described herein, using an appropriate isotopically-labeled reagent in place of the non-labeled reagent otherwise employed. Such compounds may have a variety of potential uses, for example as standards and reagents in determining biological activity. In the case of stable isotopes, such compounds may have the potential to favorably modify biological, pharmacological, or pharmacokinetic properties.

25 Certain compounds of the present disclosure may exist in zwitterionic form and the present disclosure includes each zwitterionic form of these compounds and mixtures thereof.

The compounds of the present disclosure can exist as pharmaceutically acceptable salts. The term "pharmaceutically acceptable salt," as used herein, represents salts or
30 zwitterionic forms of the compounds of the present disclosure which are water or oil-soluble or dispersible, which are, within the scope of sound medical judgment, suitable for use in contact with the tissues of patients without excessive toxicity, irritation, allergic response, or other problem or complication commensurate with a reasonable benefit/risk

ratio, and are effective for their intended use. The salts can be prepared during the final isolation and purification of the compounds or separately by reacting a suitable nitrogen atom with a suitable acid. Representative acid addition salts include acetate, adipate, alginate, citrate, aspartate, benzoate, benzenesulfonate, bisulfate, butyrate, camphorate, camphorsulfonate; digluconate, glycerophosphate, hemisulfate, heptanoate, hexanoate, formate, fumarate, hydrochloride, hydrobromide, hydroiodide, 2-hydroxyethanesulfonate, lactate, maleate, mesitylenesulfonate, methanesulfonate, naphthylenesulfonate, nicotinate, 2-naphthalenesulfonate, oxalate, palmoate, pectinate, persulfate, 3-phenylpropionate, picrate, pivalate, propionate, succinate, tartrate, trichloroacetate, trifluoroacetate, phosphate, glutamate, bicarbonate, para-toluenesulfonate, and undecanoate. Examples of acids which can be employed to form pharmaceutically acceptable addition salts include inorganic acids such as hydrochloric, hydrobromic, sulfuric, and phosphoric, and organic acids such as oxalic, malic, succinic, and citric.

Basic addition salts can be prepared during the final isolation and purification of the compounds by reacting a carboxy group with a suitable base such as the hydroxide, carbonate, or bicarbonate of a metal cation or with ammonia or an organic primary, secondary, or tertiary amine. The cations of pharmaceutically acceptable salts include lithium, sodium, potassium, calcium, magnesium, and aluminum, as well as nontoxic quaternary amine cations such as ammonium, tetramethylammonium, tetraethylammonium, methylamine, dimethylamine, trimethylamine, triethylamine, diethylamine, ethylamine, tributylamine, pyridine, N,N-dimethylaniline, N-methylpiperidine, N-methylmorpholine, dicyclohexylamine, procaine, dibenzylamine, N,N-dibenzylphenethylamine, and N,N'-dibenzylethylenediamine. Other representative organic amines useful for the formation of base addition salts include ethylenediamine, ethanolamine, diethanolamine, piperidine, and piperazine.

When it is possible that, for use in therapy, therapeutically effective amounts of a compound of formula (I), as well as pharmaceutically acceptable salts thereof, may be administered as the raw chemical, it is possible to present the active ingredient as a pharmaceutical composition. Accordingly, the disclosure further provides pharmaceutical compositions, which include therapeutically effective amounts of compounds of formula (I) or pharmaceutically acceptable salts thereof, and one or more pharmaceutically acceptable carriers, diluents, or excipients. The compounds of formula (I) and pharmaceutically acceptable salts thereof, are as described above. The carrier(s),

diluent(s), or excipient(s) must be acceptable in the sense of being compatible with the other ingredients of the formulation and not deleterious to the recipient thereof. In accordance with another aspect of the disclosure there is also provided a process for the preparation of a pharmaceutical formulation including admixing a compound of formula
5 (I), or a pharmaceutically acceptable salt thereof, with one or more pharmaceutically acceptable carriers, diluents, or excipients.

The dosage of the compounds of Formula I to achieve a therapeutic effect will depend not only on such factors as the age, weight and sex of the patient and mode of administration, but also on the degree of β -AP reduction desired and the potency of the
10 particular compound being utilized for the particular disorder of disease concerned. It is also contemplated that the treatment and dosage of the particular compound may be administered in unit dosage form and that the unit dosage form would be adjusted accordingly by one skilled in the art to reflect the relative level of activity. The decision as to the particular dosage to be employed (and the number of times to be administered
15 per day) is within the discretion of the physician, and may be varied by titration of the dosage to the particular circumstances of this invention to produce the desired therapeutic effect.

A suitable dose of a compound of Formula I or pharmaceutical composition thereof for a mammal, including man, suffering from, or likely to suffer from any
20 condition related to β -AP production as described herein, generally the daily dose will be from about 0.05 mg/kg to about 10 mg/kg and preferably, about 0.1 to 2 mg/kg when administered parenterally. For oral administration, the dose may be in the range from about 0.1 to about 75 mg/kg and preferably from 0.1 to 10 mg/kg body weight. The active ingredient will preferably be administered in equal doses from one to four times a
25 day. However, usually a small dosage is administered, and the dosage is gradually increased until the optimal dosage for the host under treatment is determined. In accordance with good clinical practice, it is preferred to administer the instant compounds at a concentration level that will produce an effective anti-amyloid effect without causing any harmful or untoward side effects. However, it will be understood that the amount of
30 the compound actually administered will be determined by a physician, in the light of the relevant circumstances including the condition to be treated, the choice of compound of be administered, the chosen route of administration, the age, weight, and response of the individual patient, and the severity of the patient's symptoms.

Pharmaceutical formulations may be adapted for administration by any appropriate route, for example by the oral (including buccal or sublingual), rectal, nasal, topical (including buccal, sublingual, or transdermal), vaginal, or parenteral (including subcutaneous, intracutaneous, intramuscular, intra-articular, intrasynovial, intrasternal, intrathecal, intralesional, intravenous, or intradermal injections or infusions) route. Such formulations may be prepared by any method known in the art of pharmacy, for example by bringing into association the active ingredient with the carrier(s) or excipient(s).

Pharmaceutical formulations adapted for oral administration may be presented as discrete units such as capsules or tablets; powders or granules; solutions or suspensions in aqueous or non-aqueous liquids; edible foams or whips; or oil-in-water liquid emulsions or water-in-oil emulsions.

For instance, for oral administration in the form of a tablet or capsule, the active drug component can be combined with an oral, non-toxic pharmaceutically acceptable inert carrier such as ethanol, glycerol, water, and the like. Powders are prepared by comminuting the compound to a suitable fine size and mixing with a similarly comminuted pharmaceutical carrier such as an edible carbohydrate, as, for example, starch or mannitol. Flavoring, preservative, dispersing, and coloring agent can also be present.

Capsules are made by preparing a powder mixture, as described above, and filling formed gelatin sheaths. Glidants and lubricants such as colloidal silica, talc, magnesium stearate, calcium stearate, or solid polyethylene glycol can be added to the powder mixture before the filling operation. A disintegrating or solubilizing agent such as agar-agar, calcium carbonate, or sodium carbonate can also be added to improve the availability of the medicament when the capsule is ingested.

Moreover, when desired or necessary, suitable binders, lubricants, disintegrating agents, and coloring agents can also be incorporated into the mixture. Suitable binders include starch, gelatin, natural sugars such as glucose or beta-lactose, corn sweeteners, natural and synthetic gums such as acacia, tragacanth or sodium alginate, carboxymethylcellulose, polyethylene glycol, and the like. Lubricants used in these dosage forms include sodium oleate, sodium chloride, and the like. Disintegrators include, without limitation, starch, methyl cellulose, agar, betonite, xanthan gum, and the like. Tablets are formulated, for example, by preparing a powder mixture, granulating or slugging, adding a lubricant and disintegrant, and pressing into tablets. A powder mixture

is prepared by mixing the compound, suitable comminuted, with a diluent or base as described above, and optionally, with a binder such as carboxymethylcellulose, an aliginate, gelating, or polyvinyl pyrrolidone, a solution retardant such as paraffin, a resorption accelerator such as a quaternary salt and/or and absorption agent such as
5 betonite, kaolin, or dicalcium phosphate. The powder mixture can be granulated by wetting with a binder such as syrup, starch paste, acadia mucilage, or solutions of cellulosic or polymeric materials and forcing through a screen. As an alternative to granulating, the powder mixture can be run through the tablet machine and the result is imperfectly formed slugs broken into granules. The granules can be lubricated to prevent
10 sticking to the tablet forming dies by means of the addition of stearic acid, a stearate salt, talc, or mineral oil. The lubricated mixture is then compressed into tablets. The compounds of the present disclosure can also be combined with a free flowing inert carrier and compressed into tablets directly without going through the granulating or slugging steps. A clear or opaque protective coating consisting of a sealing coat of
15 shellac, a coating of sugar or polymeric material, and a polish coating of wax can be provided. Dyestuffs can be added to these coatings to distinguish different unit dosages.

Oral fluids such as solution, syrups, and elixirs can be prepared in dosage unit form so that a given quantity contains a predetermined amount of the compound. Syrups can be prepared by dissolving the compound in a suitably flavored aqueous solution,
20 while elixirs are prepared through the use of a non-toxic vehicle. Solubilizers and emulsifiers such as ethoxylated isostearyl alcohols and polyoxyethylene sorbitol ethers, preservatives, flavor additive such as peppermint oil or natural sweeteners, or saccharin or other artificial sweeteners, and the like can also be added.

Where appropriate, dosage unit formulations for oral administration can be
25 microencapsulated. The formulation can also be prepared to prolong or sustain the release as for example by coating or embedding particulate material in polymers, wax, or the like.

The compounds of formula (I), and pharmaceutically acceptable salts thereof, can also be administered in the form of liposome delivery systems, such as small unilamellar
30 vesicles, large unilamellar vesicles, and multilamellar vesicles. Liposomes can be formed from a variety of phospholipids, such as cholesterol, stearylamine, or phosphatidylcholines.

The compounds of formula (I) and pharmaceutically acceptable salts thereof may also be delivered by the use of monoclonal antibodies as individual carriers to which the

compound molecules are coupled. The compounds may also be coupled with soluble polymers as targetable drug carriers. Such polymers can include polyvinylpyrrolidone, pyran copolymer, polyhydroxypropylmethacrylamidephenol, polyhydroxyethylaspartamidephenol, or polyethyleneoxidepolylysine substituted with palitoyl residues. Furthermore, the compounds may be coupled to a class of biodegradable polymers useful in achieving controlled release of a drug, for example, polylactic acid, polepsilon caprolactone, polyhydroxy butyric acid, polyorthoesters, polyacetals, polydihydropyrans, polycyanoacrylates, and cross-linked or amphipathic block copolymers of hydrogels.

10 Pharmaceutical formulations adapted for transdermal administration may be presented as discrete patches intended to remain in intimate contact with the epidermis of the recipient for a prolonged period of time. For example, the active ingredient may be delivered from the patch by iontophoresis as generally described in Pharmaceutical Research, 3(6), 318 (1986).

15 Pharmaceutical formulations adapted for topical administration may be formulated as ointments, creams, suspensions, lotions, powders, solutions, pastes, gels, sprays, aerosols, or oils.

For treatments of the eye or other external tissues, for example mouth and skin, the formulations are preferably applied as a topical ointment or cream. When formulated in an ointment, the active ingredient may be employed with either a paraffinic or a water-miscible ointment base. Alternatively, the active ingredient may be formulated in a cream with an oil-in-water cream base or a water-in oil base.

20 Pharmaceutical formulations adapted for topical administrations to the eye include eye drops wherein the active ingredient is dissolved or suspended in a suitable carrier, especially an aqueous solvent.

Pharmaceutical formulations adapted for topical administration in the mouth include lozenges, pastilles, and mouth washes.

Pharmaceutical formulations adapted for rectal administration may be presented as suppositories or as enemas.

30 Pharmaceutical formulations adapted for nasal administration wherein the carrier is a solid include a coarse powder which is administered in the manner in which snuff is taken, i.e., by rapid inhalation through the nasal passage from a container of the powder held close up to the nose. Suitable formulations wherein the carrier is a liquid, for

administration as a nasal spray or nasal drops, include aqueous or oil solutions of the active ingredient.

Pharmaceutical formulations adapted for administration by inhalation include fine particle dusts or mists, which may be generated by means of various types of metered,
5 dose pressurized aerosols, nebulizers, or insufflators.

Pharmaceutical formulations adapted for vaginal administration may be presented as pessaries, tampons, creams, gels, pastes, foams, or spray formulations.

Pharmaceutical formulations adapted for parenteral administration include aqueous and non-aqueous sterile injection solutions which may contain anti-oxidants,
10 buffers, bacteriostats, and soutes which render the formulation isotonic with the blood of the intended recipient; and aqueous and non-aqueous sterile suspensions which may include suspending agents and thickening agents. The formulations may be presented in unit-dose or multi-dose containers, for example sealed ampoules and vials, and may be stored in a freeze-dried (lyophilized) condition requiring only the addition of the sterile
15 liquid carrier, for example water for injections, immediately prior to use. Extemporaneous injection solutions and suspensions may be prepared from sterile powders, granules, and tablets.

It should be understood that in addition to the ingredients particularly mentioned above, the formulations may include other agents conventional in the art having regard to
20 the type of formulation in question, for example those suitable for oral administration may include flavoring agents.

The present disclosure will now be described in connection with certain embodiments which are not intended to limit its scope. On the contrary, the present disclosure covers all alternatives, modifications, and equivalents as can be included
25 within the scope of the claims. Thus, the following examples, which include specific embodiments, will illustrate one practice of the present disclosure, it being understood that the examples are for the purposes of illustration of certain embodiments and are presented to provide what is believed to be the most useful and readily understood description of its procedures and conceptual aspects.

30 The compounds of the present application can be synthesized using the methods described below, together with synthetic methods known in the art of synthetic organic chemistry, or variations thereon as appreciated by those skilled in the art. Preferred

methods include, but are not limited to, those described below. All references cited herein are hereby incorporated in their entirety herein by reference.

The compounds may be prepared using the reactions and techniques described in this section. The reactions are performed in solvents appropriate to the reagents and materials employed and are suitable for the transformations being effected. Also, in the description of the synthetic methods described below, it is to be understood that all proposed reaction conditions, including choice of solvent, reaction atmosphere, reaction temperature, duration of the experiment and workup procedures, are chosen to be the conditions standard for that reaction, which should be readily recognized by one skilled in the art. It is understood by one skilled in the art of organic synthesis that the functionality present on various portions of the molecule must be compatible with the reagents and reactions proposed. Such restrictions to the substituents which are compatible with the reaction conditions will be readily apparent to one skilled in the art and alternate methods must then be used.

The starting materials useful to synthesize the compounds of the present disclosure are known to those skilled in the art and can be readily manufactured or are commercially available.

The following methods set forth below are provided for illustrative purposes and are not intended to limit the scope of the claims. It will be recognized that it may be necessary to prepare such a compound in which a functional group is protected using a conventional protecting group then to remove the protecting group to provide a compound of the present disclosure. The details concerning the use of protecting groups in accordance with the present disclosure are known to those skilled in the art.

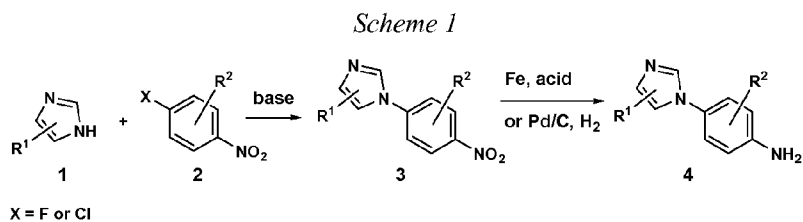
The abbreviations used in the present application, including particularly in the illustrative schemes and examples which follow, are well-known to those skilled in the art. Some of the abbreviations used are as follows:

Chemical abbreviations used in the specification and Examples are defined as follows: "dba" for dibenzylideneacetone; "t-Bu" for tert-butyl; "DCM" for dichloromethane; "LDA" for lithium diisopropylamide; "Ph" for phenyl; "TFA" for trifluoroacetic acid; "Et" for ethyl; "DMF" for N,N-dimethylformamide; "OAc" for acetate; "h" for hours, "min" for minutes; and "THF" for tetrahydrofuran.

Examples of methods useful for the production of compounds of this disclosure are illustrated in *Schemes 1-24*. *Schemes 1-3* outline different routes for the synthesis of

substituted aniline fragments used in the preparation of the title compounds. As illustrated in *Scheme 1*, a variety of substituted heterocycles 1, including but not limited to 1*H*-imidazole, 4-methyl-1*H*-imidazole, 4-chloro-1*H*-imidazole, 4-(difluoromethyl)-1*H*-imidazole can be added to substituted chloro- or fluoronitroarenes 2, including but not limited to 2-chloro-4-nitroanisole, under basic conditions to provide heteroaryl substituted nitroarenes 3. Reduction of the compounds 3 using reagents including iron in acidic medium or catalytic hydrogenation, employing catalysts such as palladium on carbon or other catalysts known to one skilled in the art, affords substituted anilines 4. While *Scheme 1* illustrates the preparation of 4-(1*H*-imidazol-1-yl)anilines 4, it should be recognized to one skilled in the art that this method is widely applicable to the synthesis of other 4-heteroarylanilines, including but not limited to variously substituted 4-(1*H*-1,2,4-triazol-1-yl)anilines and 4-(1*H*-1,2,3-triazol-1-yl)anilines. In addition, substituted nitropyridines can be used in place of the nitroarenes of formula 2 to ultimately provide amino-substituted pyridines.

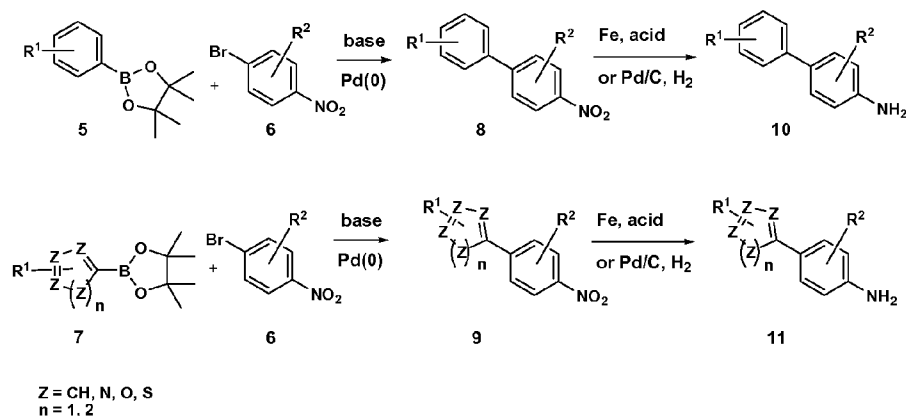
15



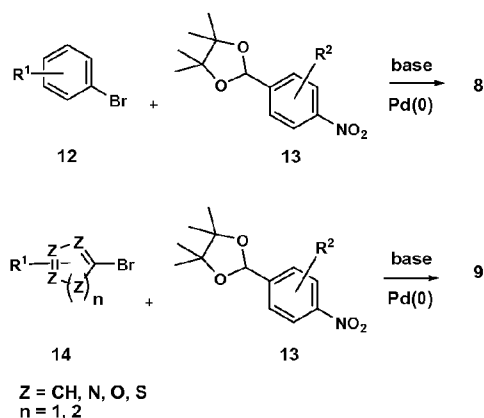
Additional procedures for creating substituted anilines rely on the palladium-catalyzed coupling of aryl halides or heteroaryl halides to boronic acids (the Suzuki coupling reaction). As shown in *Scheme 2*, biaryl anilines 10 and 11, and their nitro precursors 8 and 9, can be created by the coupling of an aryl or heteroaryl boronic esters 5 and 7, respectively, to substituted aryl halides 6, including 1-bromo-2-methoxy-4-nitrobenzene. Alternatively, the coupling partners can be reversed as is shown in *Scheme 3*, where coupling of an aryl halide 12 or heteroaryl halide 14 to the boronic ester of the nitro arene 13 creates the substituted nitro arenes 8 and 9, respectively.

25

Scheme 2



Scheme 3



5

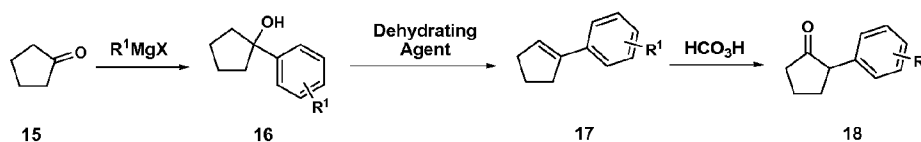
These general reaction schemes are intended as illustrations of a general reaction process that is highly tolerant of a variety of functional groups, and these processes are not limited by the specific structures shown in *Schemes 2 and 3*. Those skilled in the art will also recognize that similar processes including the Stille coupling of aryl or heteroaryl halides and aryl or heteroaryl stannanes are also excellent processes to prepare the necessary anilines or their nitro precursors.

The following schemes outline different routes for the synthesis of 2,4-dichloro-7-aryl-6,7-dihydro-5H-cyclopenta[d]pyrimidines used in the preparation of the title compounds. As illustrated on *Scheme 4*, cyclopentanone 15 can react with a variety of arylmagnesium halides to produce tertiary alcohols 16. In the presence of dehydrating agents, such as mineral acids or thionyl chloride, these tertiary alcohols can undergo

elimination of water to yield olefins 17. Upon treatment with peroxidizing agents, such as performic acid, olefins 17 can be transformed to 2-arylcyclopentanones 18. Abu Thaher, B.; Koch, P.; Del Amo, V.; Knochel, P.; Laufer, S. *Synthesis* 2008, 2, 225-228.

5

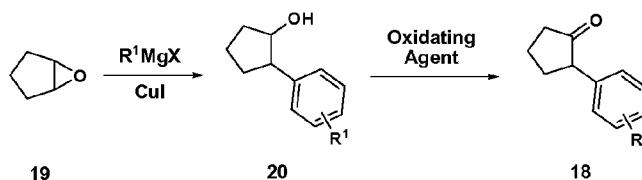
Scheme 4



Alternatively, as indicated in Scheme 5, 2-arylcyclopentanones 18 can be prepared by treatment of cyclopenteneoxide 19 with various arylmagnesium halides, in the presence of copper salts, such as copper iodide, followed by oxidation of resulting alcohols 20. The said oxidation can be carried out by a number of oxidation agents known to those skilled in the arts, with superior results achieved by the use of Dess-Martin periodinane. Dess, D. B.; Martin, J.C. *J. Org. Chem.* 1983, 48, 4155-4156.

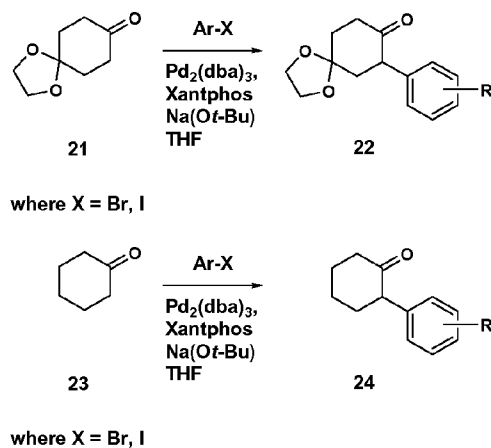
15

Scheme 5



Additional ketones useful in the preparation of compounds of claim 1 can be prepared using the method described in O. Dirat et al, *Tetrahedron Letters*, 2006, 47, 1295. This method, described in Scheme 6, relies on alpha-arylation (Fox et al, *Journal of the American Chemical Society*, 2000, 122, 1360) of available ketones 21 that incorporate acetals or ketals at the 4-position. The corresponding ketone starting materials 21 are available commercially or can easily be prepared by those skilled in the art, and a variety of acetals can be used, including the shown ethylene glycol ketal or ketals of other alcohols including 1,3-propanediol, methanol, ethanol, and others. This chemistry works equally well to produce unsubstituted alpha-aryl ketones 24.

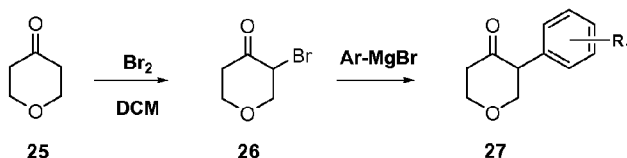
Scheme 6



5 Additional alpha-aryl ketones can be prepared using the chemistry shown in
Scheme 7, where tetrahydro-4H-pyran-4-one is brominated, typically using bromine in
dichloromethane or pyrrolidine hydrotribromide as a brominating agent. The resulting
alpha-bromo ketone can then be reacted with a Grignard reagent, and after migration of
the aryl group the desired alpha-aryl ketone 27 is obtained.

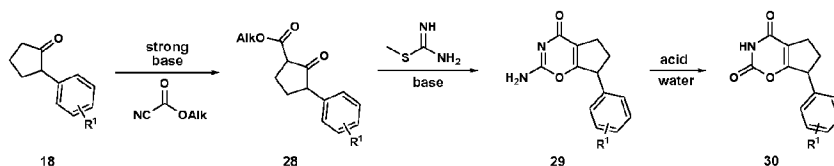
10

Scheme 7



As indicated in *Scheme 8*, 2-arylcyclopentanones 18 can be deprotonated with a
15 strong base, such as LDA and treated with alkylcyanoformate to give ketoesters 28,
which upon reaction with 2-methyl-2-thiopseudourea provide 2-amino-7-aryl-6,7-
dihydrocyclopenta[*e*][1,3]oxazin-4(5*H*)-ones 29. The latter compounds undergo acid-
catalyzed hydrolysis to form 7-aryl-6,7-dihydrocyclopenta[*e*][1,3]oxazine-2,4(3*H*,5*H*)-
diones 30. Larsen, J. S.; Christensen, L.; Ludvig, G.; Jørgensen, P. T.; Pedersen, E. B.;
20 Nielsen, C. *J. Chem. Soc., Perkin Trans. I* 2000, 3035-3038.

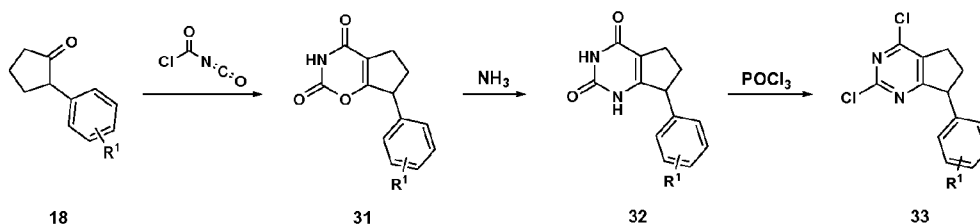
Scheme 8



Alternatively, 7-aryl-6,7-dihydrocyclopenta[e][1,3]oxazine-2,4(3H,5H)-diones 31 are available by reaction of 2-arylcyclopentanones 18 with *N*-(chlorocarbonyl)isocyanate (Scheme 9). Subsequent treatment of 7-aryl-6,7-dihydrocyclopenta[e][1,3]oxazine-2,4(3H,5H)-diones 31 with ammonia in water, followed by chlorination with phosphorus oxychloride affords 2,4-dichloro-7-aryl-6,7-dihydro-5H-cyclopenta[d]pyrimidines 33.

10

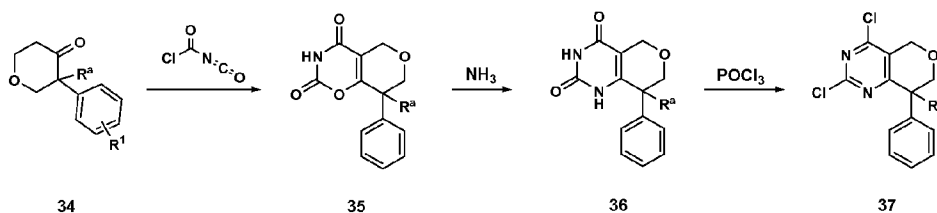
Scheme 9



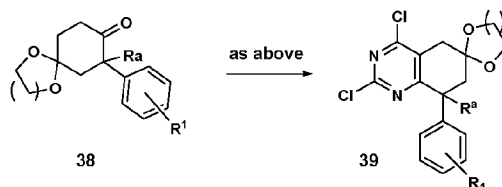
In a similar manner to the synthesis described in Scheme 9, additional ketones can be reacted with *N*-(chlorocarbonyl)isocyanate to provide additional oxazine diones 35 that can be reacted with ammonia to provide the pyrimidine diones 36 (Scheme 10). Chlorination then provides the intermediate dichlorides 37. In a similar way, this chemistry can be performed using the ketal-protected ketones produced in Scheme 6 to prepare the corresponding fused dichloropyrimidines (Scheme 11).

20

Scheme 10

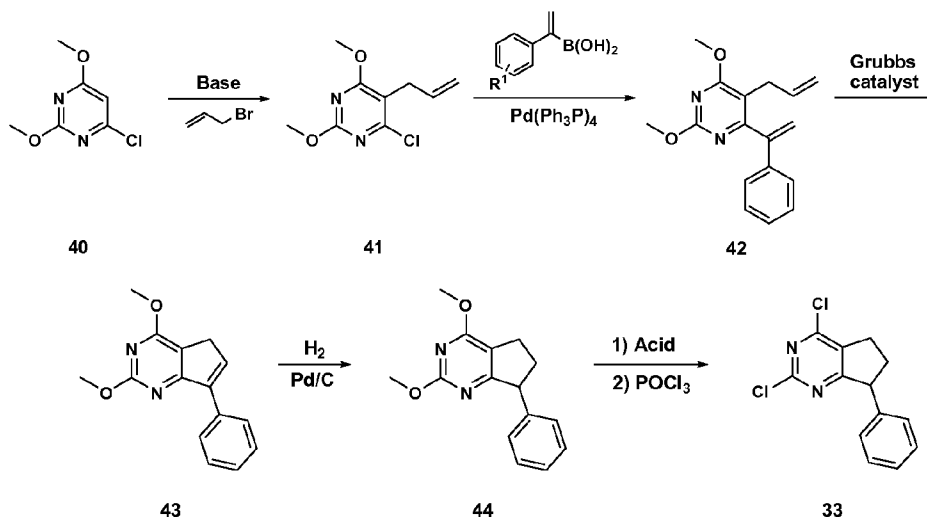


Scheme 11



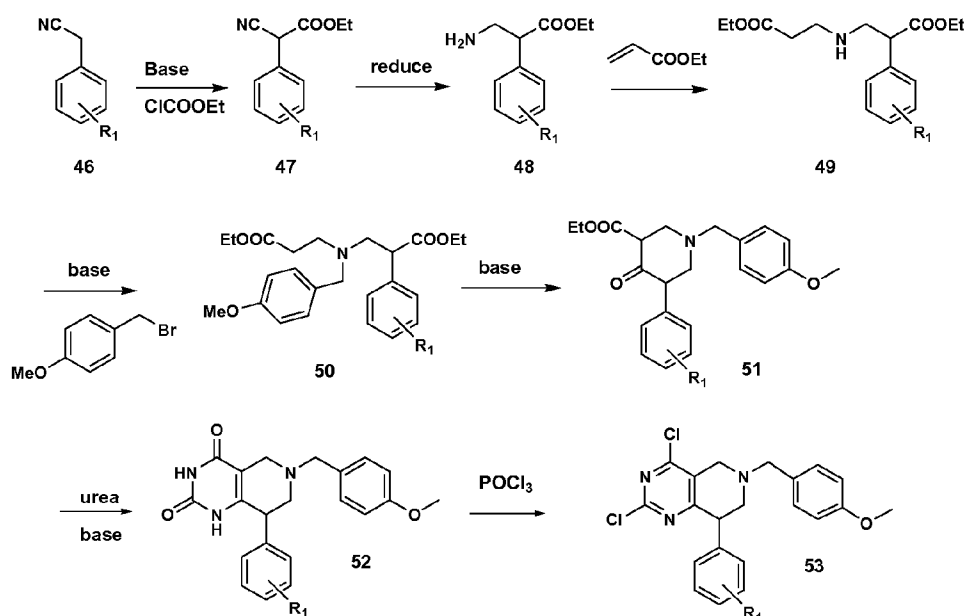
- Synthesis of 2,4-dichloro-7-aryl-6,7-dihydro-5H-cyclopenta[d]pyrimidines 33
- 5 could also be performed according to the pathway described on *Scheme 12*. 4-Chloro-2,6-dimethoxypyrimidine 40 could be deprotonated with a strong base, such as *n*-butyllithium or 2,2,6,6-tetramethylpiperidine, and quenched with allyl bromide to give 5-allyl-4-chloro-2,6-dimethoxypyrimidine 41. Nencka, R.; Votruba, I.; Hřebabeký, H.; Jansa, P.; Tloušťová, E.; Horská, K.; Masojídková, M.; Holý, A. *J. Med. Chem.* 2007,
- 10 50, 6016-6023. The latter compound can react with α -styrylborinic acids in the presence of a palladium catalyst, such as tetrakis(triphenylphosphine)palladium, to provide compounds of formula 42 which can undergo ring closure olefin metathesis under Grubbs conditions to form 2,4-dimethoxy-7-aryl-5H-cyclopenta[d]pyrimidines 43. Grubbs, R. H. *Handbook of Metathesis*, 2003, First Edition, Wiley-VCH. The double bond in
- 15 compounds 43 can be reduced to give 2,4-dimethoxy-7-aryl-6,7-dihydro-5H-cyclopenta[d]pyrimidines 44, which upon acid-catalyzed hydrolysis, followed by chlorination with phosphorus oxychloride afford intermediates 33.

Scheme 12



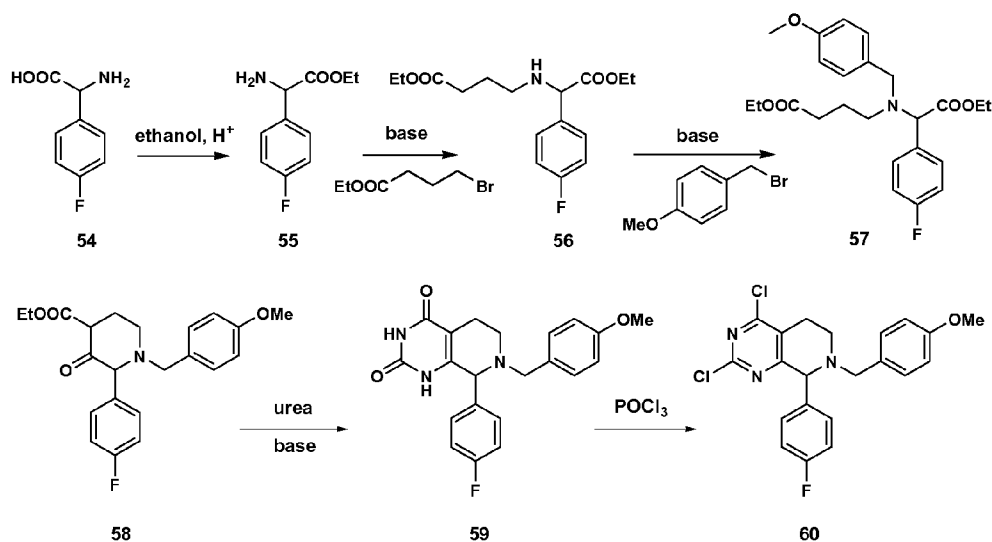
- 5 Additional members of the class of compounds of claim 1 can be prepared as is shown in *Scheme 13*. Carboxylation of benzonitriles followed by simple reduction using metal catalysis (Palladium on carbon or similar methods) provides the substituted beta-amino ester 48. Condensation with an acrylic ester provides intermediate 49, which can be alkylated on nitrogen to either directly provide access to R^d substituents, or using the chemistry shown can be protected with a p-methoxybenzyl group for later deprotection and introduction of R^d. The intermediate 50 is then cyclized in the presence of base (usually KO^t-Bu) to provide the beta-keto ester 51. Condensation of the beta-keto ester 51 with urea under basic conditions provides the pyrimidine dione intermediate 52, which can then be chlorinated under standard conditions to provide the dichloride 53. This
- 10
- 15 dichloride can be converted into compounds of claim 1 in the usual way (vide infra).

Scheme 13



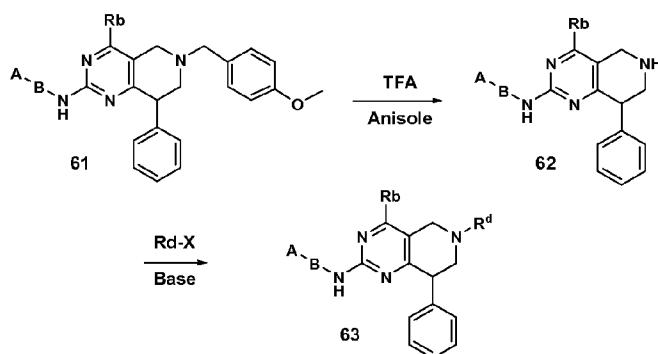
Additional members of the class of compounds of claim 1 can be prepared as is shown in *Scheme 14*. Esterification of an amino acid followed by alkylation with ethyl 4-bromobutyrate provides intermediate 56, which can be alkylated on nitrogen to either directly provide access to R^d substituents, or using the chemistry shown can be protected with a p-methoxybenzyl group for later deprotection and introduction of R^d . The intermediate 57 is then cyclized in the presence of base (usually KO t -Bu) to provide the beta-keto ester 58. Condensation of the beta-keto ester 58 with urea under basic conditions provides the pyrimidine dione intermediate 59, which can then be chlorinated under standard conditions to provide the dichloride 60. This dichloride can be converted into compounds of claim 1 in the usual way (vide infra).

Scheme 14

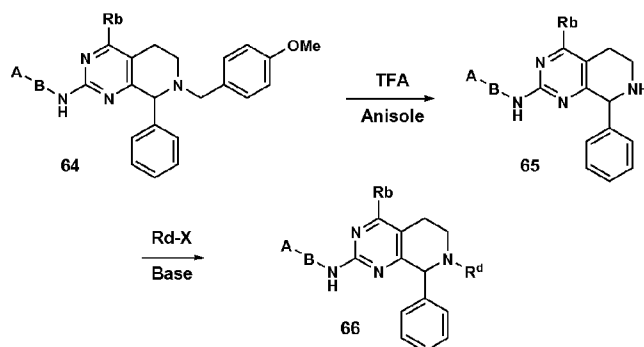


As shown in *Scheme 15*, the dimethoxybenzyl group used to protect the nitrogen atom on compounds of structure 61 can be deprotected, for instance by the action of a strong acid (TFA in the presence of anisole as a cation scavenger) to provide the free amine, which can then be further derivatized, for instance by acylation, sulfonylation, or alkylation in the usual ways to prepare additional compounds of claim 1. Similarly, amine the positional isomer 64 as shown in *Scheme 16* participates in identical chemistry to access an additional class of compounds of claim 1.

Scheme 15



Scheme 16

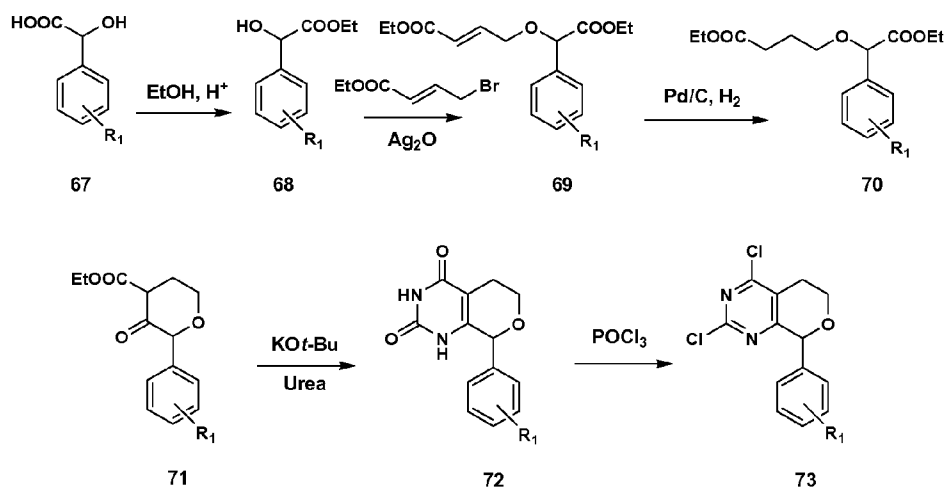


Further analogs can be prepared by the chemistry detailed in *Scheme 17*.

- 5 Formation of the ester from commercial hydroxyacids **67** under Fisher conditions is followed by alkylation of the alcohol under silver(I) oxide catalysis. Reduction of the olefin and cyclization gives the beta-keto ester **71**. Formation of the pyrimidine dione with KO^t-Bu and urea followed by chlorination with POCl₃ gives the dichloride **73**, which is carried forward to compounds of claim 1 as described in *Scheme 22*.

10

Scheme 17



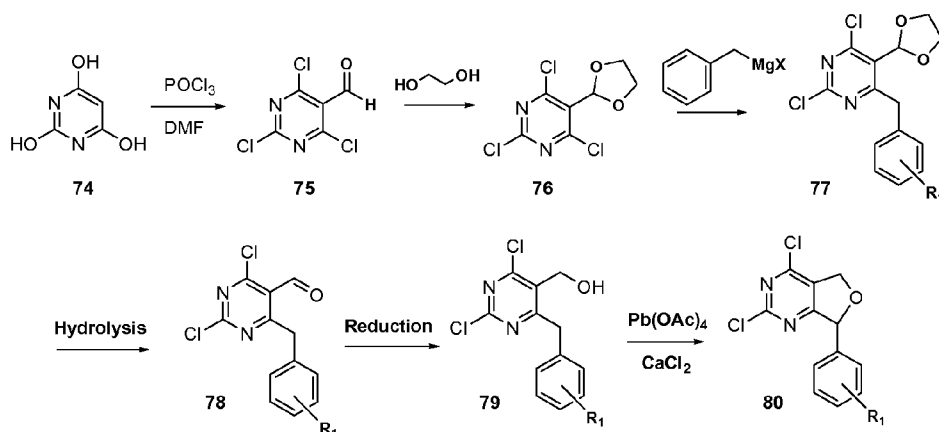
Additional analogs can be prepared using the chemistry shown in *Scheme 18*.

- 15 Reaction of pyrimidine-2,4,6-triol with POCl₃ in DMF provides the chlorinated aldehyde **75**. Protection of the aldehyde is followed by reaction with a Grignard reagent to produce the dichloride reagent **77**. After hydrolytic deprotection and reduction of the aldehyde to

the alcohol, the tetrahydrofuran ring can be closed by the action of lead tetraacetate to provide the substituted dichloride 80 which can then be used according to the methods described below to prepare further compounds of claim 1.

5

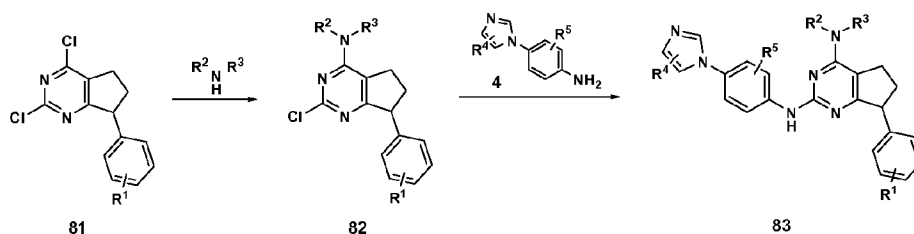
Scheme 18



2,4-Dichloro-7-aryl-6,7-dihydro-5H-cyclopenta[d]pyrimidines 81 selectively react with primary and secondary amines to give 2-amino derivatives 82, which under heating can be coupled with anilines 4 to form title compounds 83. (Scheme 19). The said coupling can be performed either under acidic conditions (for example, using acetic acid), or under basic conditions, (for example, using sodium hydride). Alternatively, the coupling can be completed under metal catalysis, with conditions known in the literature, for instance the use of palladium Xantphos catalyst in the presence of a strong base (NaO^t-Bu) or Na₂CO₃ in an aqueous cosolvent mixture (typically THF/water or dioxane/water).

15

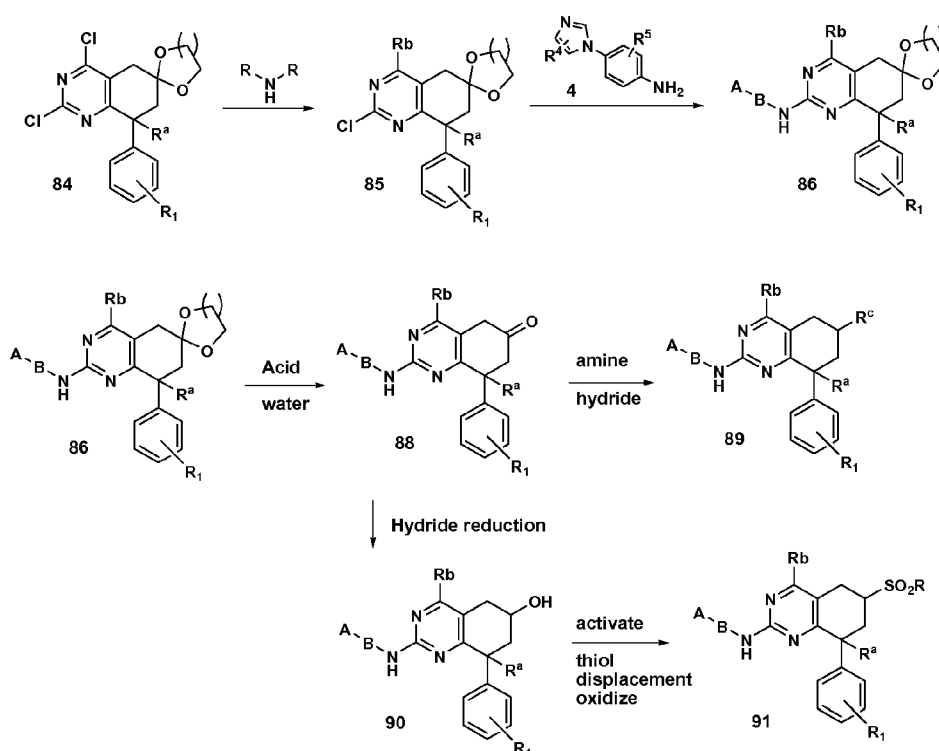
Scheme 19



Additional compounds of claim 1 can be prepared by condensation of the appropriate ketal-containing dichlorides with amines and anilines in the manner already

20

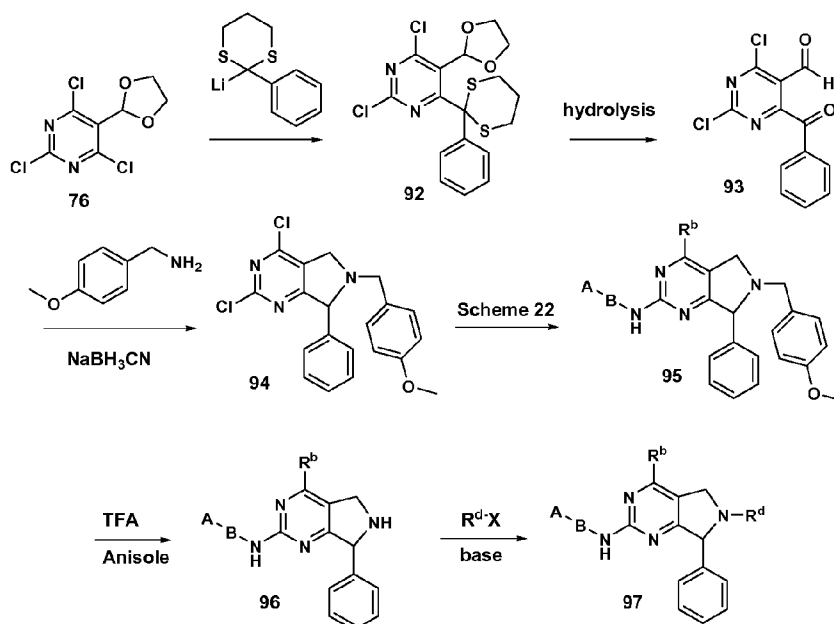
described to prepare intermediates 86 (*Scheme 20*). Deprotection of the ketal, for instance with aqueous acid produces the ketone 88 which is a very useful intermediate for the production of further compounds. The ketone can be directly condensed with amines under reductive conditions (reductive alkylation) to prepare substituted amine compounds 89. Alternatively, the ketone can be reduced with hydride reagents such as NaBH₄ or LiAlH₄ to provide the alcohol 90. The alcohol 90 can be activated, for instance as the methanesulfonate, and then displaced with nucleophiles including thiols, azide or other nucleophiles. Oxidation of the thiol prepares the sulfoxide and the sulfone. Reduction of the azide produces a facile entry into the amine, which can also be further alkylated to produce additional compounds of claim 1.

Scheme 20

An additional method for the preparation of analogs of claim 1 is described in *Scheme 21*. Again starting with the aldehyde 76, addition of lithiated phenyldithiane provides intermediate 92. Deprotection of the protecting groups provides the keto aldehyde 93, which can be closed to the substituted pyrrolidine 94 by sequential reductive

alkylation. The amine can either directly introduce a desired R^d substituent, or as is described in the scheme an amine that introduces a protecting group (including 4-methoxybenzyl) can be used. According to the methods herein, the dichloride thus obtained can be transformed into compounds of claim 1. Additional analogs can then be prepared by deprotection of the 4-methoxybenzyl group using methods known to those in the art, such as TFA with Anisole as a cation scavenger, followed by additional alkylation, acylation, or sulfonylation using known methods.

Scheme 21

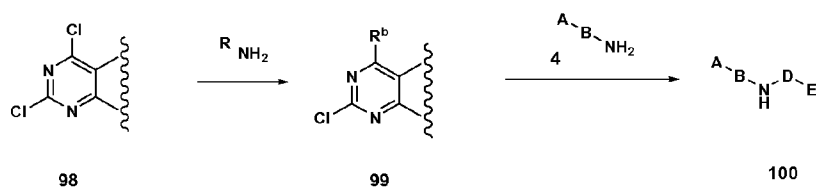


10

In a general way, the additional pyrimidine dichlorides prepared using the methods described above, or other methods known in the art can be transformed into additional analogs of claim 1 as demonstrated in Scheme 22. Pyrimidine dichlorides are reacted with amines to provide the chlorides 99 which correspond to the structures D-E as described in claim 1, where the bond that attaches the structure D-E to the ABNH fragment is activated as a displaceable chloride group. The title compounds of claim 1 are then prepared by condensing the chlorides 99 with the anilines ABNH_2 according to the methods previously described (Scheme 19).

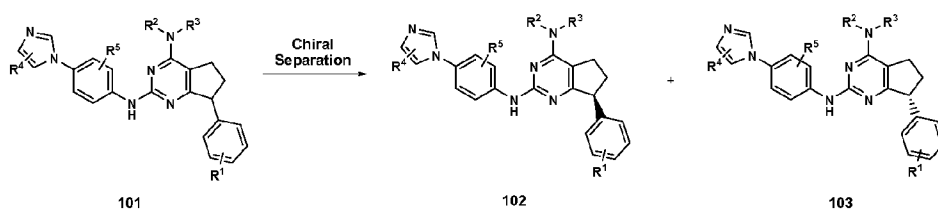
20

Scheme 22



The racemic title compounds can be separated by chiral methods known to a reasonable person skilled in the arts, to provide individual enantiomers (*Scheme 23*). This is demonstrated below in the cyclopenta[*d*]pyrimidine series, but equally applies to the other racemic compounds described herein.

Scheme 23

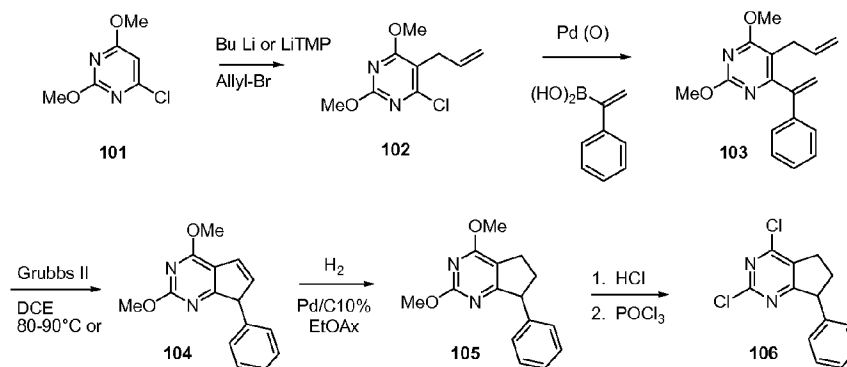


10

An additional method for producing compounds of claim 1 is demonstrated in *Scheme 23*. Commercial 4-chloro-2,6-dimethoxypyrimidine 101 can be deprotonated using either butyllithium or lithium tetramethylpiperidide followed by allylation to produce the protected pyrimidine 102. Suzuki coupling of phenyl vinyl boronic acid under palladium catalysis provides the diene 103 which can be efficiently cyclized by ring-closing metathesis using standard conditions with Grubbs' II catalyst. The olefin can then be reduced to provide intermediate 105. Deprotection and chlorination under standard conditions provides an additional route to make dichlorides 106 which can be converted to compounds of claim 1 using the chemistry shown in *Scheme 22*.

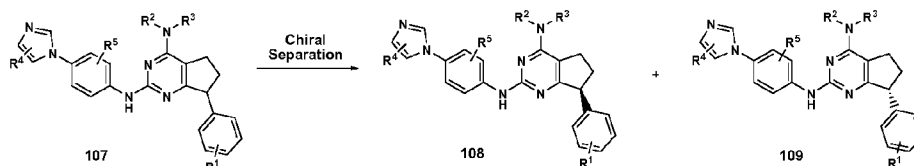
20

Scheme 23



The racemic title compounds can be separated by chiral methods known to a
 5 reasonable person skilled in the arts, to provide individual enantiomers (*Scheme 24*). This
 is demonstrated below in the cyclopenta[*d*]pyrimidine series, but equally applies to the
 other racemic compounds described herein.

Scheme 24



10

“HPLC” is an abbreviation used herein for high pressure liquid chromatography.
 “LC-MS” refers to high pressure liquid chromatography carried out according to the
 definition for HPLC with a mass spectrometry detector. HPLC solvent conditions: When
 described as performed under “standard conditions”, samples were dissolved in methanol
 15 (1 mg/mL) and run using a gradient program with a solvent flow rate of 1.0 mL/min.
 Reverse phase preparatory HPLC: When described as performed under “standard
 conditions”, samples (approx. 20 mg) were dissolved in methanol (10 mg/mL) and
 purified on a 30mm X 100 mm Waters-Atlantis S5 column using a 10 minute gradient
 elution from 0 % to 100 % buffer B in buffer A (buffer A = 10% CH₃OH/90%
 20 water/0.1% TFA and buffer B = 90% MeOH/10% water /0.1% TFA).at 40 mL/minute.

Proton NMR spectra were obtained on a Bruker 400 or 500 spectrometer. Data
 were referred to the lock solvent.

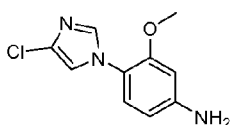
The examples provided are intended to assist in a further understanding of the present disclosure. Particular materials employed, species and conditions are intended to further illustrate the specific embodiments of the invention and not limit the reasonable scope thereof.

5

SYNTHESIS OF INTERMEDIATES

Preparation A

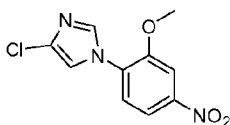
4-(4-chloro-1H-imidazol-1-yl)-3-methoxyaniline



10

Intermediate A(1)

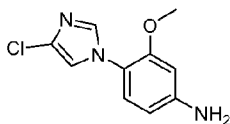
4-chloro-1-(2-methoxy-4-nitrophenyl)-1H-imidazole



A mixture of 4-chloro-1H-imidazole (5.0 g, 48.8 mmol), 1-chloro-2-methoxy-4-nitrobenzene (9.15 g, 48.8 mmol), and potassium hydroxide flakes (2.74 g, 48.8 mmol) in anhydrous DMSO (50 mL) was heated at 80 °C for 20 h. The reaction mixture was allowed to cool to rt and was poured into 800 mL of water with vigorous stirring. The resulting yellow-orange precipitate was collected by vacuum filtration using a coarse sintered glass funnel. The crude wet solid was transferred to a 1 L Erlenmeyer flask. Absolute ethanol (250 mL) was added to the flask and the resulting suspension was heated until all of the solids dissolved. The clear solution was cooled to rt and the desired product slowly crystallized. After 2 h, the crystalline solid was collected by vacuum filtration and rinsed with 100 mL of fresh ethanol. The solid was dried under high vacuum to afford 4-chloro-1-(2-methoxy-4-nitrophenyl)-1H-imidazole (5.2 g, 42 % yield) as an off-white crystalline solid. LC-MS (M+H)⁺ = 254.0. ¹H NMR (500 MHz, CDCl₃) δ ppm 7.94 - 8.01 (m, 2 H) 7.76 (d, J=1.53 Hz, 1 H) 7.45 (d, J=8.55 Hz, 1 H) 7.21 (d, J=1.53 Hz, 1 H) 4.02 (s, 3 H).

Preparation A

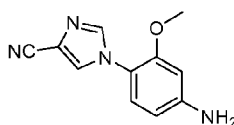
4-(4-chloro-1H-imidazol-1-yl)-3-methoxyaniline



Iron powder-325 mesh (4.6 g, 82 mmol) was added to a 500 mL round bottom
5 flask charged with a mixture of 4-chloro-1-(2-methoxy-4-nitrophenyl)-1H-imidazole (5.2
g, 20.5mmol), absolute ethanol (100 mL), and glacial acetic acid (50 mL). A water-
cooled reflux condenser was attached to the flask and the heterogeneous mixture was
heated to 100 °C with vigorous stirring for 30 min. The reaction mixture allowed to cool
to rt and was added to a chilled and stirred solution of 3 M NaOH (291 mL). The
10 resulting mixture was poured into a separatory funnel and extracted with EtOAc (3 x 250
mL). The combined organic layers were dried over sodium sulfate, filtered, and
concentrated in vacuo to afford 4-(4-chloro-1H-imidazol-1-yl)-3-methoxyaniline (4.57 g,
97 % yield) as a solid. LC-MS (M+H)⁺ 224.0. ¹H NMR (500 MHz, CDCl₃) δ ppm 7.47
(d, *J*=1.22 Hz, 1 H) 7.00 (d, *J*=8.24 Hz, 1 H) 6.99 (d, *J*=1.53 Hz, 1 H) 6.32 (d, *J*=2.44
15 Hz, 1 H) 6.29 (dd, *J*=8.24, 2.44 Hz, 1 H) 3.88 (br. s., 2 H) 3.78 (s, 3 H).

Preparation AA

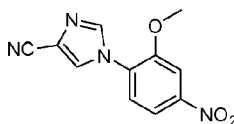
4-(4-cyano-1H-imidazol-1-yl)-3-methoxyaniline



20

Intermediate AA(1)

4-cyano-1-(2-methoxy-4-nitrophenyl)-1H-imidazole



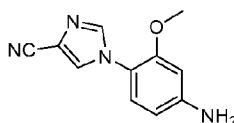
To a solution of 1H-Imidazole-4-carbonitrile (300 mg, 3.22 mmol) and 4-Fluoro-
25 3-methoxynitrobenzene (552 mg, 3.22 mmol) in DMF (Volume: 6446 µl) was added
K₂CO₃ (891 mg, 6.45 mmol). The resulting mixture was brought to 120 °C and stirred
overnight. The reaction mixture was diluted with EtOAc (20 mL), washed with water (2

x 10 mL), brine (10 mL), dried over MgSO_4 , filtered and concentrated in vacuo to give 1-(2-methoxy-4-nitrophenyl)-1H-imidazole-4-carbonitrile (698 mg, 2.86 mmol, 89 % yield). LC-MS $(\text{M}+\text{H})^+ = 245.0$. ^1H NMR (500 MHz, *MeOD*) δ ppm 8.30 - 8.34 (1 H), 8.19 - 8.23 (1 H), 8.09 - 8.12 (1 H), 8.00 - 8.05 (1 H), 7.71 - 7.79 (1 H), 4.02 - 4.10 (3 H).

5

Preparation AA

4-(4-cyano-1H-imidazol-1-yl)-3-methoxyaniline

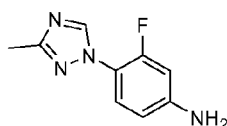


To a solution of 1-(2-methoxy-4-nitrophenyl)-1H-imidazole-4-carbonitrile (689 mg, 2.82 mmol) in EtOH (Ratio: 2, Volume: 15 mL) was added Acetic Acid (Ratio: 1.000, Volume: 7.50 mL) and Iron (630 mg, 11.29 mmol). The resulting mixture was brought to 100 °C and stirred for 2 h. The reaction was then diluted with water and brought to pH 8 by the addition of 1 N aqueous sodium hydroxide. This mixture was extracted with EtOAc (3 x 5 mL). The combined extracts were washed with water (5 mL), brine (5 mL), dried over MgSO_4 , filtered and concentrated in vacuo. LC-MS $(\text{M}+\text{H})^+ = 215.0$.

15

Preparation B

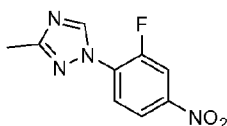
3-fluoro-4-(3-methyl-1H-1,2,4-triazol-1-yl)aniline



20

Intermediate B(1)

1-(2-fluoro-4-nitrophenyl)-3-methyl-1H-1,2,4-triazole



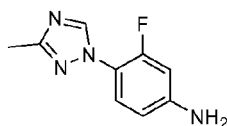
25

A mixture of 3-methyl-1H-1,2,4-triazole (15.0 g, 181 mmol), 1,2-difluoro-4-nitrobenzene (28.7 g, 181 mmol), and sodium bicarbonate (15.2 g, 181 mmol) in DMSO

(100 mL) was heated at 80 °C for 48 h. The reaction mixture was allowed to cool to rt and was poured into water (800 mL). The aqueous mixture was extracted with EtOAc (3 x 200 mL). The combined organic extracts were sequentially washed with water (500 mL) and brine solution (100 mL). The organic layer was dried over sodium sulfate, filtered, and concentrated in vacuo. The crude reaction mixture was purified using silica gel chromatography (30-80% EtOAc/hexane, linear gradient) to afford two regioisomeric products. Pure fractions of the less polar regioisomer were combined and concentrated to afford 1-(2-fluoro-4-nitrophenyl)-3-methyl-1H-1,2,4-triazole (7.2 g, 30.8 mmol, 17 % yield) as an off-white solid. Pure fractions of the more polar regioisomer were combined and concentrated to afford 1-(2-fluoro-4-nitrophenyl)-5-methyl-1H-1,2,4-triazole (6.23 g, 28.0 mmol, 15 % yield) as an off-white solid. Data for 1-(2-fluoro-4-nitrophenyl)-3-methyl-1H-1,2,4-triazole: LC-MS (M+H)⁺ = 223.1. ¹H NMR (500 MHz, CDCl₃) δ ppm 8.73 (d, *J*=2.7 Hz, 1 H), 8.15 - 8.26 (m, 3 H), 2.53 (s, 3 H).

15 Preparation B

3-fluoro-4-(3-methyl-1H-1,2,4-triazol-1-yl)aniline



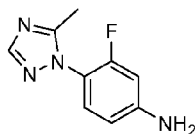
10% Palladium on carbon (2.50 g, 23.5 mmol) was added under an atmosphere of nitrogen to a chilled (ice-water bath) solution of 1-(2-fluoro-4-nitrophenyl)-5-methyl-1H-1,2,4-triazole (15.0 g, 67.5 mmol, from preparation A, step1) dissolved in methanol (400 mL). The flask was repeatedly evacuated and flushed with hydrogen gas (double balloon). The resulting mixture was allowed to warm to rt and left to stir for 72 h under the hydrogen atmosphere. The vessel was subsequently purged with nitrogen gas. The reaction vessel and its contents were chilled (ice-water bath) and an additional portion of 10% Palladium on carbon (2.50 g, 23.5 mmol) was added. The flask was repeatedly evacuated and flushed with hydrogen gas (double balloon). The resulting mixture was allowed to warm to rt and left to stir for 6 h under the hydrogen atmosphere. The vessel was subsequently purged with nitrogen gas. The crude reaction mixture was filtered through a short plug of diatomaceous earth (Celite[®]). The reaction vessel and the Celite[®] were rinsed with fresh methanol. The combined filtrates were concentrated in vacuo.

The residue was dried under high vacuum overnight to afford 3-fluoro-4-(3-methyl-1H-1,2,4-triazol-1-yl)aniline (12.1 g, 63.0 mmol, 93 % yield) as a blackish/grey solid. LC-MS (M+H)⁺ 193.2. ¹H NMR (500 MHz, CDCl₃) δ ppm 8.31 (d, *J*=2.4 Hz, 1 H), 7.47 (t, *J*=8.7 Hz, 1 H), 6.47 - 6.58 (m, 2 H), 3.97 (br. s., 2 H), 2.48 (s, 3 H).

5

Preparation C

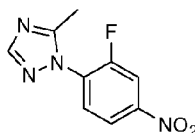
3-Fluoro-4-(5-methyl-1H-1,2,4-triazol-1-yl)aniline



Intermediate C(1)

10

1-(2-fluoro-4-nitrophenyl)-5-methyl-1H-1,2,4-triazole

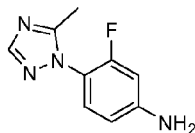


A mixture of 3-methyl-1H-1,2,4-triazole (15.0 g, 181 mmol), 1,2-difluoro-4-nitrobenzene (28.7 g, 181 mmol), and sodium bicarbonate (15.2 g, 181 mmol) in DMSO (100 mL) was heated at 80 °C for 48 h. The reaction mixture was allowed to cool to rt and was poured into water (800 mL). The aqueous mixture was extracted with EtOAc (3 x 200 mL). The combined organic extracts were sequentially washed with water (500 mL) and brine solution (100 mL). The organic layer was dried over sodium sulfate, filtered, and concentrated in vacuo. The crude reaction mixture was purified using silica gel chromatography (30-80% EtOAc/hexane, linear gradient) to afford two regioisomeric products. Pure fractions of the less polar regioisomer were combined and concentrated to afford 1-(2-fluoro-4-nitrophenyl)-3-methyl-1H-1,2,4-triazole (7.2 g, 30.8 mmol, 17 % yield) as an off-white solid. Pure fractions of the more polar regioisomer were combined and concentrated to afford 1-(2-fluoro-4-nitrophenyl)-5-methyl-1H-1,2,4-triazole (6.23 g, 28.0 mmol, 15 % yield) as an off-white solid. Data for 1-(2-fluoro-4-nitrophenyl)-5-methyl-1H-1,2,4-triazole: LC-MS (M+H)⁺ = 223.1. ¹H NMR (500 MHz, CDCl₃) δ ppm 8.18 - 8.24 (m, 2 H) 8.04 (s, 1 H) 7.69 - 7.78 (m, 1 H) 2.47-2.53 (m, 3 H).

25

Preparation C

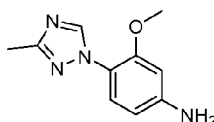
3-Fluoro-4-(5-methyl-1H-1,2,4-triazol-1-yl)aniline



10% Palladium on carbon (1.5 g, 14.1 mmol) was added under an atmosphere of
5 nitrogen to a chilled (ice-water bath) solution of 1-(2-fluoro-4-nitrophenyl)-5-methyl-1H-
1,2,4-triazole (3.7 g, 17 mmol) dissolved in methanol (200 mL). The flask was
repeatedly evacuated and flushed with hydrogen gas (double balloon). The resulting
mixture was allowed to warm to rt and left to stir for 18 h under the hydrogen
atmosphere. The vessel was subsequently purged with nitrogen gas. The crude reaction
10 mixture was filtered through a short plug of diatomaceous earth (Celite[®]). The reaction
vessel and Celite[®] were rinsed with fresh methanol. The combined filtrates were
concentrated in vacuo. The residue was dried under high vacuum to afford 3-fluoro-4-(5-
methyl-1H-1,2,4-triazol-1-yl)aniline (3.14 g, 91 % yield) as a blackish/grey solid. LC-
MS (M+H)⁺ 193.1. ¹H NMR (500 MHz, CDCl₃) δ ppm 7.91 (s, 1 H) 7.14 (t, J=8.55 Hz,
15 1 H) 6.43 - 6.53 (m, 2 H) 4.04 (br. s., 2 H) 2.36 (s, 3 H).

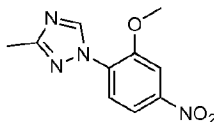
Preparation D

3-methoxy-4-(3-methyl-1H-1,2,4-triazol-1-yl)aniline



20 Intermediate D(1)

1-(2-methoxy-4-nitrophenyl)-3-methyl-1H-1,2,4-triazole

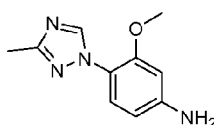


A mixture of 3-methyl-1H-1,2,4-triazole (5.0 g, 60.2 mmol), 1-chloro-2-methoxy-
4-nitrobenzene (11.3 g, 60.2 mmol), and KOH flakes (3.4 g, 48.1 mmol) in anhydrous
25 DMSO (50 mL) was heated at 80 °C for 6 h. The reaction mixture was allowed to cool to
rt and was poured into 800 mL of water with vigorous stirring. The aqueous mixture was

extracted with EtOAc (3 x 200 mL). The combined organics were washed with brine, dried over Na₂SO₄, filtered and concentrated in vacuo. The crude residue was purified using silica gel chromatography (0-2% MeOH/chloroform, linear gradient) to afford 1-(2-methoxy-4-nitrophenyl)-3-methyl-1H-1,2,4-triazole (3.7 g, 26 % yield). LC-MS (M+H)⁺
5 = 235.2.

Preparation D

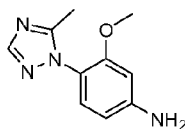
3-methoxy-4-(3-methyl-1H-1,2,4-triazol-1-yl)aniline



10 10% Palladium on carbon (1.2 g) was added under an atmosphere of nitrogen to a chilled (ice-water bath) solution of 1-(2-methoxy-4-nitrophenyl)-3-methyl-1H-1,2,4-triazole (3.7 g, 12.7 mmol) dissolved in methanol (250 mL). The flask was repeatedly evacuated and flushed with hydrogen gas (double balloon). The resulting mixture was allowed to warm to rt and left to stir for 18 h under the hydrogen atmosphere. Purged
15 with nitrogen gas. Filtered the crude reaction mixture through a short diatomaceous earth (Celite[®]) plug. Rinsed reaction vessel and plug with methanol. Concentrated filtrate in vacuo. Dried residue on high vacuum overnight to afford 3-methoxy-4-(3-methyl-1H-1,2,4-triazol-1-yl)aniline (2.44 g, 94 % yield) as a reddish solid. LC-MS (M+H)⁺ 205.2. ¹H NMR (500 MHz, CDCl₃) δ ppm 8.35 (s, 1 H) 7.36 (d, *J*=8.55 Hz, 1 H) 6.29 - 6.34 (m,
20 2 H) 3.80 (s, 3 H) 2.46 (s, 3 H).

Preparation DD

3-methoxy-4-(5-methyl-1H-1,2,4-triazol-1-yl)aniline

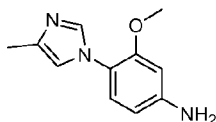


25 Intermediate C(1) was reacted with NaOMe in DMF to afford 1-(2-methoxy-4-nitrophenyl)-5-methyl-1H-1,2,4-triazole, which was reduced with Fe and ammonium chloride to afford the title compound. LC-MS (M+H)⁺ 205.1. ¹H NMR (500 MHz,

CHLOROFORM-d) δ ppm 7.90 (1 H, s), 7.05 (1 H, d, $J=7.93$ Hz), 6.27 - 6.34 (2 H, m), 3.91 (2 H, br. s.), 3.73 (3 H, s), 2.29 (3 H, s).

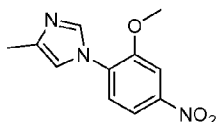
Preparation E

5 3-methoxy-4-(4-methyl-1H-imidazol-1-yl)aniline



Intermediate E(1)

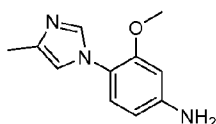
1-(2-methoxy-4-nitrophenyl)-4-methyl-1H-imidazole



- 10 A mixture of 4-methyl-1H-imidazole (18.0 g, 53.5 mmol), 1-chloro-2-methoxy-4-nitrobenzene (10.0 g, 53.5 mmol), and potassium hydroxide (4.5 g, 80.3 mmol) in DMSO (50 mL) was heated at 110 °C for 24 h. The reaction mixture was allowed to cool to rt and was poured into 1000 mL of water. The aqueous mixture was extracted with dichloromethane (3 x 250 mL). The combined organic extracts were washed with brine,
- 15 dried over sodium sulfate, filtered, and concentrated in vacuo. The crude reaction mixture was purified using silica gel chromatography (330 g silica cartridge, 0-2% MeOH/chloroform, linear gradient over 72 min, flow 25 mL/min) to afford 1-(2-methoxy-4-nitrophenyl)-4-methyl-1H-imidazole (2.56 g, 20 % yield) as a yellow/orange solid. LC-MS ($M+H$)⁺ = 234.1. ¹H NMR (500 MHz, CDCl₃) δ ppm 7.97 - 8.00 (m, 1 H)
- 20 7.93 - 7.97 (m, 2 H) 7.45 (d, $J=8.85$ Hz, 1 H) 7.02 (s, 1 H) 4.02 (s, 3 H) 2.35 (s, 3 H).

Preparation E

3-methoxy-4-(4-methyl-1H-imidazol-1-yl)aniline

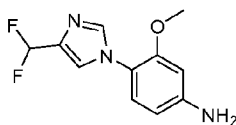


- 25 10% Palladium on carbon (250 mg) was added under an atmosphere of nitrogen to a chilled (ice-water bath) solution of 1-(2-methoxy-4-nitrophenyl)-4-methyl-1H-imidazole (2.56 g, 11.0 mmol) dissolved in methanol (150 mL). The flask was repeated

evacuated and flushed with hydrogen gas (double balloon). The resulting mixture was allowed to warm to rt and left to stir for 18 h under the hydrogen atmosphere. Purged with nitrogen gas. Filtered the crude reaction mixture through a short diatomaceous earth (Celite[®]) plug. Rinsed reaction vessel and plug with methanol. Concentrated filtrate in vacuo. Dried residue on high vacuum overnight to afford 3-methoxy-4-(4-methyl-1H-imidazol-1-yl)aniline (2.25 g, 100 % yield) as a blackish/grey waxy solid. LC-MS (M+H)⁺ 204.1. ¹H NMR (500 MHz, CDCl₃) δ ppm 7.69 (s, 1 H) 7.01 (d, J=8.55 Hz, 1 H) 6.82 (s, 1 H) 6.33 (d, J=2.14 Hz, 1 H) 6.30 (d, J=8.55 Hz, 1 H) 3.78 (s, 3 H) 2.33 (s, 3 H).

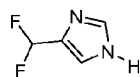
Preparation EE

3-methoxy-4-(4-difluoromethyl-1H-imidazol-1-yl)aniline



Intermediate EE(1)

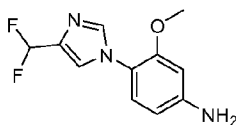
4-(difluoromethyl)-1H-imidazole



A solution of 1-trityl-1H-imidazole-4-carbaldehyde in dichloromethane at 0 °C was added deoxyfluor and stirred for 3 days. The product was then treated with 1:5 AcOH/HCl at ambient temperature overnight to afford 4-(difluoromethyl)-1H-imidazole.

Preparation EE

3-methoxy-4-(4-difluoromethyl-1H-imidazol-1-yl)aniline

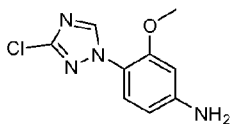


Intermediate EE(1) was reacted as described for Preparation E to afford the desired

Preparation EE. LC-MS (M+H)⁺ 240.2. ¹H NMR (400 MHz, DMSO-d₆) δ ppm 8.42 (s, 1 H) 7.93 (s, 1 H), 7.48 (d, J = 8.4 Hz, 1 H) 7.19-6.88 (m, 3 H) 3.81 (s, 3 H).

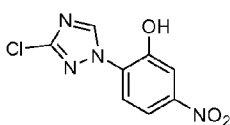
Preparation F

4-(3-chloro-1H-1,2,4-triazol-1-yl)-3-methoxyaniline



5 Intermediate F(1)

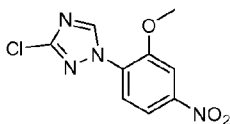
2-(3-chloro-1H-1,2,4-triazol-1-yl)-5-nitrophenol



A mixture of 3-chloro-1H-1,2,4-triazole (2.76 g, 26.7 mmol), 1-chloro-2-methoxy-4-nitrobenzene (5.0 g, 26.7 mmol), potassium hydroxide flakes (1.496 g, 26.7 mmol), and DMSO (25 mL) was heated in a sealed reaction vessel 100 °C for 24 h. The reaction was allowed to cool to rt and additional portions of 3-chloro-1H-1,2,4-triazole (1.38 g, 0.5 equiv) and potassium hydroxide (0.75 g, 0.5 equiv) were added. The reaction vessel was resealed and heated to 110 °C for an additional 24 h. The resulting mixture was allowed to cool to rt and was poured into 500 mL of water. The aqueous mixture was extracted with EtOAc (3 x 100 mL). The combined organics were washed with brine, dried over Na₂SO₄, filtered and concentrated in vacuo. The crude residue was purified using silica gel chromatography (0-5% MeOH/chloroform, linear gradient over 144 min, flow 25 mL/min) to afford 2-(3-chloro-1H-1,2,4-triazol-1-yl)-5-nitrophenol (0.924 g, 3.84 mmol, 14.4 % yield). LC-MS (M+H)⁺ = 241.0. ¹H NMR (500 MHz, CDCl₃) δ ppm 11.97 (br. s., 1 H) 9.24 (s, 1 H) 7.90 - 7.95 (m, 1 H) 7.89 (d, *J*=2.44 Hz, 1 H) 7.84 (dd, *J*=8.85, 2.44 Hz, 1 H).

Intermediate F(2)

3-chloro-1-(2-methoxy-4-nitrophenyl)-1H-1,2,4-triazole



25

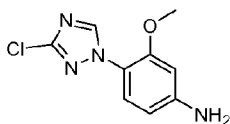
Iodomethane (0.860 mL, 13.82 mmol) was added to a mixture of 2-(3-chloro-1H-1,2,4-triazol-1-yl)-5-nitrophenol (1.33 g, 5.53 mmol), potassium hydroxide (0.388 g, 6.91

mmol), and DMSO (25 mL). The mixture was left to stir at rt for 24 h. The reaction mixture was poured into water (250 mL) and extracted with EtOAc (3x100 mL). The combined extracts were washed with water, washed with brine, dried over sodium sulfate, filtered and concentrated in vacuo. The crude residue was purified using silica gel column chromatography (0-1% MeOH/chloroform, linear gradient over 72 min, flow 25 mL/min). The pure fractions were combined and concentrated to afford 3-chloro-1-(2-methoxy-4-nitrophenyl)-1H-1,2,4-triazole (0.924 g, 3.63 mmol, 65.6 % yield) as a light yellow solid. LC-MS (M+H)⁺ = 255.0. ¹H NMR (500 MHz, CDCl₃) δ ppm 8.35 (s, 1 H) 7.36 (d, J=8.55 Hz, 1 H) 6.29 - 6.34 (m, 2 H) 3.80 (s, 3 H) 2.46 (s, 3 H).

10

Preparation F

4-(3-chloro-1H-1,2,4-triazol-1-yl)-3-methoxyaniline

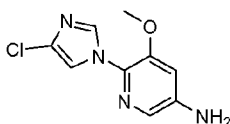


Water (8 mL) and dioxane (8 mL) were added to a mixture of 3-chloro-1-(2-methoxy-4-nitrophenyl)-1H-1,2,4-triazole (0.900 g, 3.53 mmol) and sodium sulfide (1.379 g, 17.67 mmol) in a 20 mL vial. The vial was capped and heated at 70-80 °C for 24 hours. The mixture was cooled to rt, poured into water (300 mL) and extracted with EtOAc (2x150 mL). The combined organic layers were washed with brine, dried over sodium sulfate, filtered, and concentrated in vacuo to afford 4-(3-chloro-1H-1,2,4-triazol-1-yl)-3-methoxyaniline (577 mg, 73%) as a brown solid. LC-MS (M+H)⁺ 225.1.

20

Preparation FF

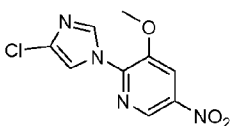
6-(4-chloro-1H-imidazol-1-yl)-5-methoxypyridin-3-amine



25

Intermediate FF(1)

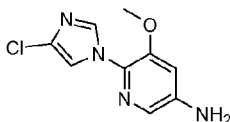
2-(4-chloro-1H-imidazol-1-yl)-3-methoxy-5-nitropyridine



A mixture of 4-chloro-1H-imidazole (2.72 g, 26.5 mmol), 2-chloro-3-methoxy-5-nitropyridine (5.0 g, 26.5 mmol), and KOH flakes 1.488 g, 26.5 mmol) in anhydrous DMSO (25 mL) was heated at 80 °C for 5 h. The reaction mixture was allowed to cool to rt and was poured into 1.0 L of water with vigorous stirring. The mixture was stirred at rt for 16 h. The precipitate was collected by vacuum filtration using a coarse sintered glass funnel. The solid was dried under high vacuum for 24 h to provide 2-(4-chloro-1H-imidazol-1-yl)-3-methoxy-5-nitropyridine (5.22 g, 20.50 mmol, 77 % yield) as a light brown solid. LC-MS (M+H)⁺ = 255.0. ¹H NMR (500 MHz, DMSO-*d*₆) δ ppm 8.94 (d, *J*=2.44 Hz, 1 H) 8.51 (d, *J*=1.83 Hz, 1 H) 8.42 (d, *J*=2.44 Hz, 1 H) 8.02 (d, *J*=1.83 Hz, 1 H) 4.12 (s, 3 H).

Preparation FF

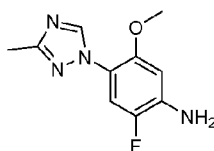
6-(4-chloro-1H-imidazol-1-yl)-5-methoxypyridin-3-amine



Iron powder-325 mesh (2.19 g, 39.3 mmol) was added to a flask charged with a mixture of 2-(4-chloro-1H-imidazol-1-yl)-3-methoxy-5-nitropyridine (5.0 g, 19.64 mmol), absolute ethanol (50 mL), and glacial acetic acid (20 mL). A water-cooled reflux condenser was attached to the flask and the heterogeneous mixture was heated to 100 °C with vigorous stirring for 30 min. The reaction mixture was allowed to cool to rt and was neutralized upon addition to a chilled and vigorously stirred solution of 5 M NaOH. The resulting mixture was poured into a separatory funnel and extracted with EtOAc. The combined organic layers were dried over sodium sulfate, filtered, and concentrated in vacuo to afford 6-(4-chloro-1H-imidazol-1-yl)-5-methoxypyridin-3-amine (3.12 g, 71 % yield). LC-MS (M+H)⁺ 225.1. ¹H NMR (500 MHz, CDCl₃) δ ppm 8.06 (d, *J*=1.83 Hz, 1 H) 7.53 (dd, *J*=13.28, 1.98 Hz, 2 H) 6.70 (d, *J*=2.44 Hz, 1 H) 3.90 (s, 3 H) 3.86 (br. s., 2 H).

Preparation FFF

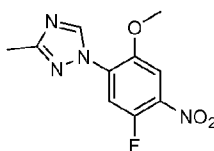
2-fluoro-5-methoxy-4-(3-methyl-1H-1,2,4-triazol-1-yl)aniline



5

Intermediate FFF(1)

1-(5-fluoro-2-methoxy-4-nitrophenyl)-3-methyl-1H-1,2,4-triazole

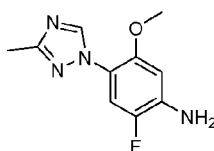


A mixture of 3-methyl-1H-1,2,4-triazole (2.20 g, 26.4 mmol), 1,5-difluoro-2-methoxy-4-nitrobenzene (5.00 g, 26.4 mmol), and potassium carbonate (3.65 g, 26.4 mmol) in anhydrous DMSO (50 mL) was heated at 80 °C for 24 h. The reaction mixture was allowed to cool to rt and was poured into 500 mL of water/10 mL brine solution. The aqueous mixture was extracted with EtOAc (2 x 250 mL). The combined organic extracts were washed with water (500 mL), dried over sodium sulfate, filtered, and concentrated in vacuo. The crude reaction mixture was purified using silica gel column chromatography (50% EtOAc/hexane) to afford 1-(5-fluoro-2-methoxy-4-nitrophenyl)-3-methyl-1H-1,2,4-triazole (1.24 g, 18 % yield). LC-MS (M+H)⁺ = 253.2. ¹H NMR (500 MHz, CDCl₃) δ ppm 8.95 (s, 1 H) 8.00 (d, J=11.60 Hz, 1 H) 7.80 (d, J=6.10 Hz, 1 H) 4.09 (s, 3 H) 2.50 (s, 3 H).

20

Preparation FFF

2-fluoro-5-methoxy-4-(3-methyl-1H-1,2,4-triazol-1-yl)aniline



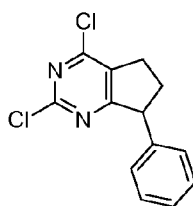
10% Palladium on carbon (0.523 g, 4.92 mmol) was added under an atmosphere of nitrogen to a chilled (ice-water bath) solution of 1-(5-fluoro-2-methoxy-4-nitrophenyl)-

25

3-methyl-1H-1,2,4-triazole (1.24 g, 4.92 mmol) dissolved in methanol (100 mL). The flask was repeatedly evacuated and flushed with hydrogen gas (double balloon). The resulting mixture was allowed to warm to rt and left to stir for 18 h under the hydrogen atmosphere. The vessel was subsequently purged with nitrogen gas. The crude reaction mixture was filtered through a short diatomaceous earth (Celite[®]) plug. The reaction vessel and plug were rinsed with fresh methanol. The combined filtrates were concentrated in vacuo. The residue was dried on high vacuum overnight to afford 2-fluoro-5-methoxy-4-(3-methyl-1H-1,2,4-triazol-1-yl)aniline (1.05 g, 96 % yield) as a gray solid. LC-MS (M+H)⁺ 223.1. ¹H NMR (500 MHz, CDCl₃) δ ppm 8.46 (s, 1 H) 7.39 (d, J=11.29 Hz, 1 H) 6.44 (d, J=7.63 Hz, 1 H) 3.89 (br. s., 2 H) 3.83 (s, 3 H) 2.47 (s, 3 H).

Preparation G

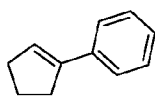
2,4-Dichloro-7-phenyl-6,7-dihydro-5H-cyclopenta[d]pyrimidine



15

Intermediate G(1)

Cyclopentenylbenzene



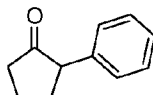
To a solution of 3.0 M solution of phenylmagnesium bromide in ether (49.7 mL, 149 mmol) was added THF (300 mL). To this solution cooled to 0°C cyclopentanone (13.23 mL, 149 mmol) was added. The reaction mixture was stirred at room temperature for 30 min, then - at reflux for 2 h. Ice (20 g) was added, followed by 6N HCl, until the precipitate dissolved. The product was extracted with ether. The combined ethereal layers were washed with saturated sodium bicarbonate solution, dried over anhydrous magnesium sulfate and filtered. The solvent was removed in vacuum and the residue was purified by column chromatography on silica gel to give cyclopentenylbenzene (21.49 g, 149 mmol, 100 % yield) as colorless oil. LC-MS (M+H)⁺ = 145.1. ¹H NMR (500 MHz,

CDCl₃) δ ppm 7.48 (2H, d, $J=7.3$ Hz), 7.35 (2H, t, $J=7.8$ Hz), 7.22 - 7.27 (1H, m), 6.22 (1H, t, $J=2.1$ Hz), 2.70 - 2.80 (2H, m), 2.52 - 2.64 (2H, m), 2.01 - 2.12 (2H, m).

Intermediate G(2)

5

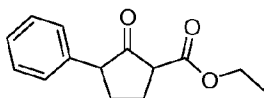
2-Phenylcyclopentanone



A mixture of 30% hydrogen peroxide (23 mL, 149 mmol) and 85% formic acid (100 mL, 2619 mmol) was heated at 40°C. for 15 minutes. The mixture was carefully added to cyclopentenylbenzene (21.49 g, 149 mmol) and the resulting two-phase system was vigorously stirred at room temperature for 4 h. An exothermic reaction was observed in the beginning. In the end of the stirring the solution became homogeneous. The reaction mixture was carefully quenched with saturated aqueous solution of sodium bicarbonate. The product was extracted with ether. The combined etherial layers were dried over anhydrous magnesium sulfate and filtered. The solvent was removed in vacuum and the product was purified by column chromatography on silica gel to give 2-phenylcyclopentanone (19.995 g, 125 mmol, 84 % yield) as brown oil. LC-MS (M+H)⁺ = 161.0. ¹H NMR (500 MHz, CDCl₃) δ ppm 7.38 (1H, t, $J=7.3$ Hz), 7.30 - 7.35 (2H, m), 7.19 (2H, d, $J=7.3$ Hz), 3.28 - 3.37 (1H, m), 2.71 (1H, td, $J=4.6, 2.7$ Hz), 2.58 - 2.63 (1H, m), 2.43 - 2.55 (1H, m), 2.29 (1H, ddd, $J=19.0, 10.5, 9.0$ Hz), 2.07 - 2.21 (1H, m), 1.88 - 1.99 (1H, m).

Intermediate G(3)

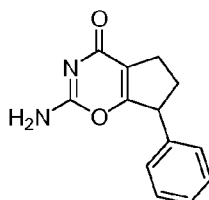
Ethyl 2-oxo-3-phenylcyclopentanecarboxylate



To a solution of diisopropylamine (6.62 mL, 46.8 mmol) in THF (200 mL) at -78 °C was added a 1.6 M solution of *n*-butyllithium in hexanes (29.3 mL, 46.8 mmol). The solution was stirred for 30 min at -78 °C and treated with a solution of 2-phenylcyclopentanone (5 g, 31.2 mmol) in 50 mL of dry THF. After stirring for 30 min at -78 °C, ethyl carbonocyanidate (3.36 mL, 34.3 mmol) was added to the reaction mixture. The resulting solution was warmed to 25 °C with stirring over 3 h. The reaction

mixture was quenched with 10 mL of water, washed with brine, dried over anhydrous sodium sulfate, concentrated in vacuum, and purified by column chromatography on silica gel to afford ethyl 2-oxo-3-phenylcyclopentanecarboxylate (5.3 g, 22.82 mmol, 73 % yield) as colorless oil. LC-MS (M+K) = 273.2. ¹H NMR (500 MHz, CDCl₃) δ ppm
 5 7.32 - 7.39 (2H, m), 7.25 - 7.31 (1H, m), 7.19 - 7.25 (2H, m), 4.18 - 4.32 (2H, m), 3.29 - 3.55 (2H, m), 1.87 - 2.62 (4H, m), 1.28 - 1.39 (3H, m).

Intermediate G(4)

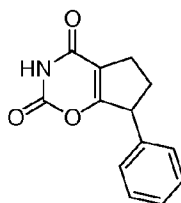
2-Amino-7-phenyl-6,7-dihydrocyclopenta[*e*][1,3]oxazin-4(5*H*)-one

10

2-Methyl-2-thiopseudourea sulfate (1.336 g, 9.61 mmol) was dissolved in water (10 mL) and KOH (1.128 g, 20.10 mmol) was added. Under stirring, ethyl 2-oxo-3-phenylcyclopentanecarboxylate (2.03 g, 8.74 mmol) was added and the reaction mixture was stirred at room temperature overnight. The reaction mixture was filtered, washed
 15 with water and ether, and dried over anhydrous sodium sulfate to afford 2-amino-7-phenyl-6,7-dihydrocyclopenta[*e*][1,3]oxazin-4(5*H*)-one (1.22 g, 5.35 mmol, 61.2 % yield) as white solid. LC-MS (M+H)⁺ = 229.1. ¹H NMR (500 MHz, dimethylsulfoxide-*d*6) δ ppm 7.57 - 7.85 (2H, m), 7.08 - 7.47 (5H, m), 4.25 - 4.38 (1H, m), 1.72 - 2.73 (3H, m), 1.09 - 1.31 (1H, m).

20

Intermediate G(5)

7-Phenyl-6,7-dihydrocyclopenta[*e*][1,3]oxazine-2,4(3*H*,5*H*)-dione

2-Amino-7-phenyl-6,7-dihydrocyclopenta[*e*][1,3]oxazin-4(5*H*)-one (900 mg, 3.94
 25 mmol) was dissolved in a 3M aqueous hydrogen chloride solution (32 mL, 96 mmol)

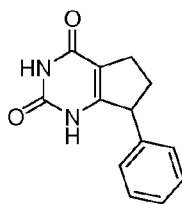
under stirring. The mixture was heated at reflux for 1 h. The reaction mixture was cooled and extracted with ethyl acetate. The organic layer was washed with saturated aqueous sodium bicarbonate solution and brine, dried over anhydrous sodium sulfate, concentrated in vacuum and purified by column chromatography on silica gel to afford 7-phenyl-6,7-dihydrocyclopenta[*e*][1,3]oxazine-2,4(3*H*,5*H*)-dione (350 mg, 1.527 mmol, 38.7 % yield). LC-MS (M+H)⁺ = 230.0. ¹H NMR (500 MHz, CDCl₃) δ ppm 8.34 (1H, br s), 7.35 (2H, t, *J*=7.3 Hz), 7.27 - 7.32 (1H, m), 7.18 (2H, d, *J*=7.3 Hz), 4.20 (1H, t, *J*=7.6 Hz), 2.82 - 2.91 (1H, m), 2.61 - 2.79 (2H, m), 2.11 - 2.21 (1H, m).

or

A solution of 2-phenylcyclopentanone (19.995 g, 125 mmol) and N-(chlorocarbonyl)isocyanate (23.70 g, 225 mmol) was stirred at 58°C for 1 h and at 130°C for 45 min. The resulting tarrified reaction mixture was dissolved in ethyl acetate and neutralized with saturated aqueous sodium bicarbonate solution. The organic layer was dried over anhydrous magnesium sulfate and filtered. The product was purified by column chromatography on silica gel to give 7-phenyl-6,7-dihydrocyclopenta[*e*][1,3]oxazine-2,4(3*H*,5*H*)-dione (3.751 g, 16.36 mmol, 13 % yield) as brownish solid. LC-MS (M+H)⁺ = 230.0. ¹H NMR (500 MHz, CDCl₃) δ ppm 8.34 (1H, br s), 7.35 (2H, t, *J*=7.3 Hz), 7.27 - 7.32 (1H, m), 7.18 (2H, d, *J*=7.3 Hz), 4.20 (1H, t, *J*=7.6 Hz), 2.82 - 2.91 (1H, m), 2.61 - 2.79 (2H, m), 2.11 - 2.21 (1H, m).

Intermediate G(6)

7-Phenyl-6,7-dihydro-1*H*-cyclopenta[*d*]pyrimidine-2,4(3*H*,5*H*)-dione

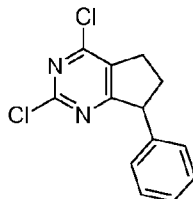


A solution of 7-phenyl-6,7-dihydrocyclopenta[*e*][1,3]oxazine-2,4(3*H*,5*H*)-dione (3.751 g, 16.36 mmol) in concentrated ammonia in water (80 mL, 16.36 mmol) was heated in a 350 mL high-pressure flask for 5 h. The solvent was removed in vacuum to give 7-phenyl-6,7-dihydro-1*H*-cyclopenta[*d*]pyrimidine-2,4(3*H*,5*H*)-dione (3.73 g, 16.34 mmol, 100 % yield) as brown solid. LC-MS (M+H)⁺ = 229.1. ¹H NMR (500 MHz, dimethylsulfoxide-*d*6) δ ppm 7.34 (2H, t, *J*=7.5 Hz), 7.26 (1H, t, *J*=7.3 Hz), 7.18 (2H, d,

$J=7.3$ Hz), 5.39 (1H, br s), 4.14 (1H, d, $J=7.3$ Hz), 2.43 - 2.68 (2H, m), 1.80 - 1.88 (2H, m).

Preparation G

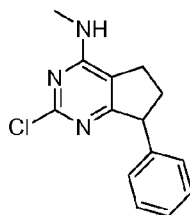
5 2,4-Dichloro-7-phenyl-6,7-dihydro-5H-cyclopenta[d]pyrimidine



A solution of 7-phenyl-6,7-dihydro-1H-cyclopenta[d]pyrimidine-2,4(3H,5H)-dione (1.241 g, 5.44 mmol) in phosphoryl trichloride (14.93 mL, 163 mmol) was heated in microwave at 110 °C for 1 h. Once ice melted, the product was extracted with
10 dichloromethane. The combined organic extracts were dried over anhydrous magnesium sulfate and filtered. The solvent was removed in vacuum and the residue was purified by column chromatography on silica gel to give 2,4-dichloro-7-phenyl-6,7-dihydro-5H-cyclopenta[d]pyrimidine (3.132 g, 72%) as light brown solid. LC-MS (M+H)⁺ = 265.0. ¹H NMR (500 MHz, CDCl₃) δ ppm 7.31 - 7.37 (2H, m), 7.27 (1H, d, $J=7.0$ Hz), 7.15 (2H, d, $J=7.9$ Hz), 4.44 (1H, t, $J=8.2$ Hz), 3.09 - 3.18 (1H, m), 2.97 - 3.06 (1H, m), 2.73 (1H, ddd, $J=9.0, 4.7, 4.6$ Hz), 2.26 (1H, ddd, $J=8.5, 7.0, 6.7$ Hz).
15

Preparation Ga

2-chloro-N-methyl-7-phenyl-6,7-dihydro-5H-cyclopenta[d]pyrimidin-4-amine



20

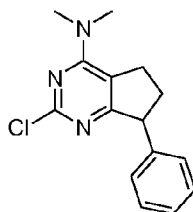
To a solution of 2,4-dichloro-7-phenyl-6,7-dihydro-5H-cyclopenta[d]pyrimidine (Preparation G) (395 mg, 1.49 mmol) in THF (3700 μL), 2 M MeNH₂ in THF (3700 μL, 7.45 mmol) was added. The reaction was allowed to stir at rt. When the reaction was complete, removed solvent and applied residue to silica gel. Eluted with EtOAc/Hex to
25 afford the desired 2-chloro-N-methyl-7-phenyl-6,7-dihydro-5H-cyclopenta[d]pyrimidin-

4-amine (80.8 mg, 0.220 mmol, 69.1 % yield). LC-MS (M+H)⁺ = 260.1. ¹H NMR (500 MHz, CDCl₃) δ ppm 7.07 (3H, dd, *J*=8.5, 5.5 Hz), 6.96 (2H, t, *J*=8.7 Hz), 4.72 (1H, br s), 4.23 (1H, t, *J*=7.2 Hz), 3.09 (3H, d, *J*=4.9 Hz), 2.67 - 2.77 (1H, m), 2.58 - 2.67 (2H, m), 2.01 - 2.11 (1H, m).

5

Preparation Gb

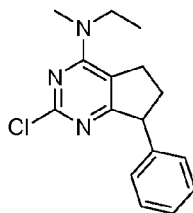
2-Chloro-*N,N*-dimethyl-7-phenyl-6,7-dihydro-5*H*-cyclopenta[*d*]pyrimidin-4-amine



A solution of 2,4-dichloro-7-phenyl-6,7-dihydro-5*H*-cyclopenta[*d*]pyrimidine (200 mg, 0.754 mmol) and excess dimethylamine (3.77 mL, 7.54 mmol) in MeOH (2 mL) was stirred at rt for 1 h. The solvent was removed in vacuum to afford 2-chloro-*N,N*-dimethyl-7-phenyl-6,7-dihydro-5*H*-cyclopenta[*d*]pyrimidin-4-amine (207 mg, 0.756 mmol, 100 % yield). LC-MS (M+H)⁺ = 274.2.

15 *Preparation Gc*

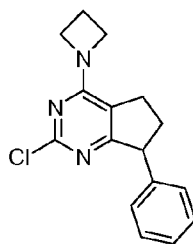
2-Chloro-*N*-ethyl-*N*-methyl-7-phenyl-6,7-dihydro-5*H*-cyclopenta[*d*]pyrimidin-4-amine



A solution of 2,4-dichloro-7-phenyl-6,7-dihydro-5*H*-cyclopenta[*d*]pyrimidine (150 mg, 0.566 mmol) and excess *N*-methylethanamine (0.486 mL, 5.66 mmol) in MeOH (2 mL) was stirred at rt for 1 h. The solvent was removed in vacuum to afford 2-chloro-*N*-ethyl-*N*-methyl-7-phenyl-6,7-dihydro-5*H*-cyclopenta[*d*]pyrimidin-4-amine (163 mg, 0.566 mmol, 100 % yield). LC-MS (M+H)⁺ = 288.2.

25 *Preparation Gd*

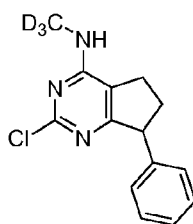
4-(Azetidin-1-yl)-2-chloro-7-phenyl-6,7-dihydro-5*H*-cyclopenta[*d*]pyrimidine



A solution of 2,4-dichloro-7-phenyl-6,7-dihydro-5H-cyclopenta[d]pyrimidine (150 mg, 0.566 mmol) and excess azetidine (162 mg, 2.83 mmol) in methanol (1 mL) was stirred at rt for 30 min. The solvent was removed in vacuum to afford 4-(azetidin-1-yl)-2-chloro-7-phenyl-6,7-dihydro-5H-cyclopenta[d]pyrimidine (162 mg, 0.567 mmol, 100 %
 5 yield). LC-MS (M+H)⁺ = 286.3.

Preparation Ge

2-Chloro-N-trideuteromethyl-7-phenyl-6,7-dihydro-5H-cyclopenta[d]pyrimidin-4-amine

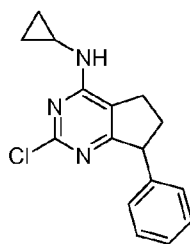


10

To a solution of 2,4-dichloro-7-(4-fluorophenyl)-6,7-dihydro-5H-cyclopenta[d]pyrimidine (350 mg, 1.236 mmol) and trideuteromethylamine hydrochloride (174 mg, 2.472 mmol) in methanol (3 mL) was added DIPEA (0.432 mL, 2.472 mmol). The reaction mixture was stirred at room temperature overnight. The solvent was
 15 removed in vacuum and the residue was purified by column chromatography on silica gel to give 2-chloro-N-trideuteromethyl-7-phenyl-6,7-dihydro-5H-cyclopenta[d]pyrimidin-4-amine as brown oil. LC-MS (M+H)⁺ = 281.2.

Preparation Gf

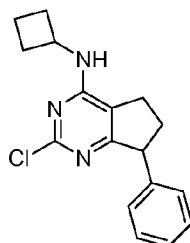
20 2-chloro-N-cyclopropyl-7-phenyl-6,7-dihydro-5H-cyclopenta[d]pyrimidin-4-amine



To a solution of 2,4-dichloro-7-phenyl-6,7-dihydro-5H-cyclopenta[d]pyrimidine (170 mg, 0.641 mmol) in NMP (2 mL) was added cyclopropanamine (110 mg, 1.924 mmol) dropwise. The mixture was stirred at RT for 3 hours. 8 mL of water was added to precipitate out the product. The solid was filtered out and air-dried to give a crude 2-chloro-N-cyclopropyl-7-phenyl-6,7-dihydro-5H-cyclopenta[d]pyrimidin-4-amine (175 mg, 0.612 mmol, 96 % yield), which was used for the next step without any purification. LC-MS (M+H)⁺ = 286.1

10 Preparation Gg

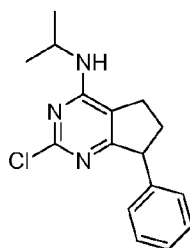
2-chloro-N-cyclobutyl-7-phenyl-6,7-dihydro-5H-cyclopenta[d]pyrimidin-4-amine



To a solution of 2,4-dichloro-7-phenyl-6,7-dihydro-5H-cyclopenta[d]pyrimidine (160 mg, 0.60 mmol) in NMP (2 mL) was added cyclobutanamine (129 mg, 1.81 mmol) dropwise. The mixture was stirred at RT for 3 hrs. 8 mL of water was added to precipitate out the product. The solid was filtered out and air-dried to give a crude 2-chloro-N-cyclobutyl-7-phenyl-6,7-dihydro-5H-cyclopenta[d]pyrimidin-4-amine (177 mg, 0.57 mmol, 94 % yield), which was used for the next step without any purification. LC-MS (M+H)⁺ = 300.1

Preparation Gh

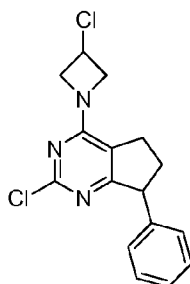
2-chloro-7-phenyl-N-isopropyl-6,7-dihydro-5H-cyclopenta[d]pyrimidin-4-amine



To a solution of 2,4-dichloro-7-phenyl-6,7-dihydro-5H-cyclopenta[d]pyrimidine (172 mg, 0.65 mmol) in NMP (2 mL) was added propan-2-amine (115 mg, 1.95 mmol) dropwise. The mixture was stirred at RT for 3 hrs. 8 mL of water was added to precipitate out the product. The solid was filtered out, air-dried, and purified via Biotage (12g, hexanes-70%EtOAc) to give 2-chloro-N-isopropyl-7-phenyl-6,7-dihydro-5H-cyclopenta[d]pyrimidin-4-amine (154 mg, 0.535 mmol, 82 % yield). ¹H NMR (500 MHz, CDCl₃) δ ppm 7.30 (2 H, t, *J*=7.5 Hz), 7.20 - 7.25 (1 H, m), 7.15 (1 H, d, *J*=1.5 Hz), 7.13 (1 H, s), 4.53 (1 H, d, *J*=7.3 Hz), 4.37 - 4.45 (1 H, m), 4.23 - 4.28 (1 H, m), 2.58 - 2.78 (3 H, m), 2.10 - 2.17 (1 H, m), 1.27 - 1.29 (6 H, m).

Preparation Gi

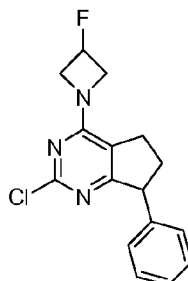
2-chloro-4-(3-chloroazetidin-1-yl)-7-phenyl-6,7-dihydro-5H-cyclopenta[d]pyrimidine



The mixture of 3-chloroazetidine, HCl (217 mg, 1.697 mmol), 2,4-dichloro-7-phenyl-6,7-dihydro-5H-cyclopenta[d]pyrimidine (150 mg, 0.566 mmol) and DIEA (0.395 mL, 2.263 mmol) in N-Methyl-2-pyrrolidinone (2.0 mL) was stirred at RT for 3 h. Water (8 ml) was added to the reaction mixture. The product precipitated out which was filtered, rinsed with water and air dried. LC-MS (M+H)⁺ = 320.0. ¹H NMR (500 MHz, CHLOROFORM-*d*) δ ppm 7.21 - 7.39 (m, 3 H) 7.14 (d, *J*=7.02 Hz, 2 H) 4.65 - 4.84 (m, 3 H) 4.34 - 4.48 (m, 2 H) 4.23 (dd, *J*=9.16, 6.41 Hz, 1 H) 3.00 (dd, *J*=8.85, 5.80 Hz, 1 H) 2.83 - 2.93 (m, 1 H) 2.54 - 2.72 (m, 1 H) 2.02 - 2.20 (m, 1 H).

Preparation Gj

2-chloro-4-(3-fluoroazetidin-1-yl)-7-phenyl-6,7-dihydro-5H-cyclopenta[d]pyrimidine

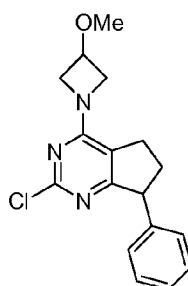


3-fluoroazetidine was reacted with Preparation G in the manner of Preparation Gi to
 5 afford the title compound. LC-MS (M+H)⁺ = 304.1. ¹H NMR (500 MHz,
 CHLOROFORM-*d*) δ ppm 7.19 - 7.37 (m, 3 H) 7.15 (d, *J*=7.32 Hz, 2 H) 5.39 – 5.52 (m,
 1 H) 4.59 (dddd, *J*=14.88, 10.15, 5.19, 4.88 Hz, 2 H) 4.30 - 4.50 (m, 2 H) 4.23 (dd,
J=9.00, 6.26 Hz, 1 H) 2.96 - 3.07 (m, 1 H) 2.84 - 2.96 (m, 1 H) 2.56 - 2.70 (m, 1 H) 2.05 -
 2.21 (m, 1 H).

10

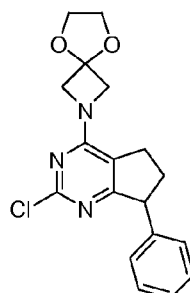
Preparation Gk

2-chloro-4-(3-methoxyazetidin-1-yl)-7-phenyl-6,7-dihydro-5H-cyclopenta[d]pyrimidine



3-methoxyazetidine was reacted with Preparation G in the manner of Preparation Gi to
 15 afford the title compound. LC-MS (M+H)⁺ = 316.1.

*Preparation Gl*2-(2-chloro-7-phenyl-6,7-dihydro-5H-cyclopenta[d]pyrimidin-4-yl)-5,8-dioxo-2-
azaspiro[3.4]octane

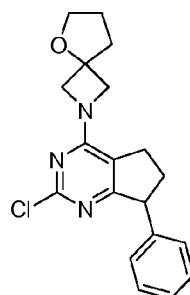


Azetidin-3-one was reacted with Preparation G in the manner of Preparation Gi to afford 1-(2-chloro-7-phenyl-6,7-dihydro-5H-cyclopenta[d]pyrimidin-4-yl)azetidin-3-one. LC-MS (M+H)⁺ = 300.0 A mixture of ethylene glycol (119 μ L, 2.135 mmol),

- 5 1-(2-chloro-7-phenyl-6,7-dihydro-5H-cyclopenta[d]pyrimidin-4-yl)azetidin-3-one (320 mg, 1.068 mmol) and 4-methylbenzenesulfonic acid, H₂O (20.31 mg, 0.107 mmol) in Benzene (2965 μ L) was heated at reflux for 24 h in a Dean-stark apparatus. The resulting mixture was concentrated and purified by Prep-HPLC to afford the title compound. LC-MS (M+H)⁺ = 344.0. ¹H NMR (500 MHz, CHLOROFORM-*d*) δ ppm
- 10 7.21 - 7.40 (m, 3 H) 7.15 (d, *J*=7.63 Hz, 2 H) 4.35 - 4.53 (m, 4 H) 4.23 (dd, *J*=9.00, 6.26 Hz, 1 H) 4.03 (s, 4 H) 2.96 - 3.09 (m, 1 H) 2.80 - 2.96 (m, 1 H) 2.51 - 2.70 (m, 1 H) 2.03 - 2.16 (m, 1 H).

Preparation Gm

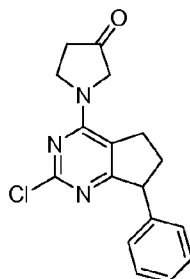
- 15 2-(2-chloro-7-phenyl-6,7-dihydro-5H-cyclopenta[d]pyrimidin-4-yl)-5-oxa-2-azaspiro[3.4]octane



5-oxa-2-azaspiro[3.4]octane was reacted with Preparation G in the manner of Preparation Gi to afford the title compound. LC-MS (M+H)⁺ = 342.1.

Preparation Gn

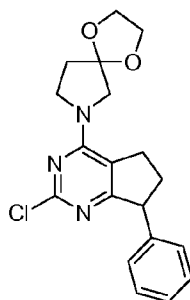
1-(2-chloro-7-phenyl-6,7-dihydro-5H-cyclopenta[d]pyrimidin-4-yl)pyrrolidin-3-one



Pyrrolidin-3-one was reacted with Preparation G in the manner of Preparation Gi to afford the title compound. LC-MS (M+H)⁺ = 314.1.

Preparation Go

7-(2-chloro-7-phenyl-6,7-dihydro-5H-cyclopenta[d]pyrimidin-4-yl)-1,4-dioxo-7-azaspiro[4.4]nonane



10

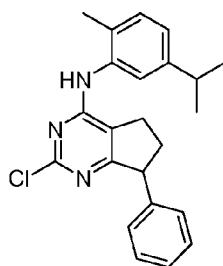
The mixture of ethylene glycol (46.9 μ L, 0.841 mmol), 1-(2-chloro-7-phenyl-6,7-dihydro-5H-cyclopenta[d]pyrimidin-4-yl)pyrrolidin-3-one (Intermediate Gn) (132 mg, 0.421 mmol) and 4-methylbenzenesulfonic acid, H₂O (8.00 mg, 0.042 mmol) in Benzene (1169 μ L) was heated at reflux for 24 h in a Dean-stark apparatus. The resulting mixture was concentrated and purified by Prep-HPLC (Column: PHENOMENEX LUNA C18 30 x100 mm, Solvent A = 10 mM Ammonium Acetate in 95 : 5 H₂O / ACN, Solvent B = 10 mM Ammonium Acetate in 5 : 95 H₂O / ACN, Flow rate: 40 ml / min, 30-100, 20 min) to get 7-(2-chloro-7-phenyl-6,7-dihydro-5H-cyclopenta[d]pyrimidin-4-yl)-1,4-dioxo-7-azaspiro[4.4]nonane (24 mg, 0.067 mmol, 15.94 % yield). LC-MS (M+H)⁺ = 358.1. ¹H NMR (500 MHz, CHLOROFORM-*d*) δ ppm 7.31 (2 H, t, *J*=7.63 Hz), 7.20 - 7.25 (1 H, m), 7.15 (2 H, d, *J*=7.63 Hz), 4.21 (1 H, dd, *J*=9.16, 6.10 Hz), 4.01 - 4.06 (4 H, m), 3.89 - 3.97 (2 H, m), 3.77 - 3.84 (2 H, m), 3.26

20

(1 H, ddd, $J=15.03, 8.62, 5.95$ Hz), 3.13 (1 H, ddd, $J=14.95, 8.85, 5.80$ Hz), 2.53 - 2.63 (1 H, m), 2.17 (2 H, t, $J=7.17$ Hz), 2.03 - 2.12 (1 H, m).

Preparation Gp

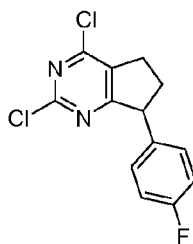
- 5 2-chloro-N-(5-isopropyl-2-methylphenyl)-7-phenyl-6,7-dihydro-5H-cyclopenta[d]pyrimidin-4-amine



- To a solution of 2,4-dichloro-7-phenyl-6,7-dihydro-5H-cyclopenta[d]pyrimidine (500 mg, 1.886 mmol) in NMP (Volume: 7543 μ L) was added 5-isopropyl-2-methylaniline (281 mg, 1.886 mmol) and DIPEA (329 μ L, 1.886 mmol). The resulting mixture was brought to 120 °C and stirred for 2 h. The mixture was then diluted with EtOAc (25 mL), washed with water (2 x 10 mL), brine (10 mL), dried over $MgSO_4$, filtered, and concentrated in vacuo. Purification by flash chromatography (Silica, Thomson 40g, 0 - 35% EtOAc/Hexanes) gave 2-chloro-N-(5-isopropyl-2-methylphenyl)-7-phenyl-6,7-dihydro-5H-cyclopenta[d]pyrimidin-4-amine (81421-078-01) (220 mg, 0.582 mmol, 30.9 % yield). LC-MS ($M+H$)⁺ = 378.1. ¹H NMR (500 MHz, *MeOD*) δ ppm 7.30 - 7.41 (3 H, m), 7.19 - 7.26 (3 H, m), 7.16 (2 H, d, $J=7.93$ Hz), 7.11 (1 H, d, $J=7.63$ Hz), 4.27 (1 H, t, $J=7.63$ Hz), 2.91 (1 H, ddd, $J=13.89, 6.87, 6.71$ Hz), 2.77 - 2.86 (1 H, m), 2.61 - 2.76 (2 H, m), 2.24 (3 H, s), 2.03 - 2.13 (1 H, m), 1.27 (5 H, dd, $J=7.02, 1.53$ Hz).

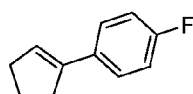
Preparation H

2,4-Dichloro-7-(4-fluorophenyl)-6,7-dihydro-5H-cyclopenta[d]pyrimidine



Intermediate H(1)

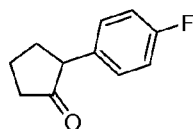
1-Cyclopentenyl-4-fluorobenzene



- 5 To a 0.5M solution of 4-fluorophenylmagnesium bromide (298 mL, 149 mmol) in THF at 0°C was carefully added cyclopentanone (13.23 mL, 149 mmol). Upon the end of the addition, the reaction mixture was heated at reflux for 2 h. Ice (10 g) and 6N aqueous hydrochloric acid were added. The reaction mixture was extracted with ether. The combined organic extracts were washed with a saturated aqueous solution of sodium
- 10 hydrogen sulfite, a saturated aqueous solution of sodium bicarbonate and water. The organic layer was dried over anhydrous magnesium sulfate and filtered. The solvent was removed in vacuum and the residue was purified by column chromatography on silica gel to give 1-cyclopentenyl-4-fluorobenzene (24.155 g, 149 mmol, 100 % yield) as colorless oil. LC-MS (M+H)⁺ = 163.0. ¹H NMR (500 MHz, CDCl₃) δ ppm 7.35 - 7.42 (2H, m),
- 15 6.95 - 7.02 (2H, m), 6.06 - 6.13 (1H, m), 2.63 - 2.71 (2H, m), 2.47 - 2.56 (2H, m), 1.96 - 2.06 (2H, m).

Intermediate H(2)

2-(4-Fluorophenyl)cyclopentanone



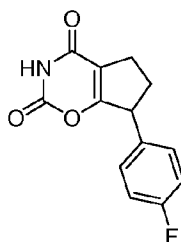
20

- A mixture of 80% formic acid (100 mL, 2618 mmol) and 30% hydrogen peroxide (23 mL, 149 mmol) was warmed at 40°C for 10 min. The resulting solution was carefully added to 1-cyclopentenyl-4-fluorobenzene (24.155 g, 149 mmol) under stirring. The two-phase system was initially stirred at room temperature. After a certain period of time, a
- 25 spontaneous exothermic reaction took place, and the temperature rose to about 50°C. The

reaction mixture was stirred at room temperature for 1 h. The reaction mixture was quenched by careful addition of a saturated sodium bicarbonate solution. Ether was added and the content of the separatory funnel was vigorously shaken. The organic layer was separated and the aqueous layer was extracted with ether. The combined organic
5 extracts were dried over anhydrous magnesium sulfate and filtered. The solvent was removed in vacuum and the residue was purified by column chromatography on silica gel to give 2-(4-fluorophenyl)cyclopentanone (18.557 g, 104 mmol, 69.9 % yield) as colorless oil. LC-MS (M+H)⁺ = 177.2. ¹H NMR (500 MHz, CDCl₃) δ ppm 7.12 - 7.18 (2H, m), 6.98 - 7.04 (2H, m), 3.29 (1H, dd, *J*=11.6, 8.5 Hz), 2.42 - 2.54 (2H, m), 2.27
10 (1H, ddd, *J*=19.1, 10.5, 8.9 Hz), 2.12 - 2.20 (1H, m), 2.01 - 2.12 (1H, m), 1.87 - 1.99 (1H, m, *J*=11.7, 11.7, 8.2, 6.3 Hz).

Intermediate H(3)

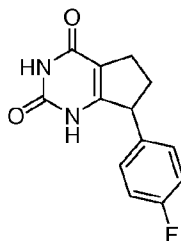
7-(4-Fluorophenyl)-6,7-dihydrocyclopenta[*e*][1,3]oxazine-2,4(3*H*,5*H*)-dione



15

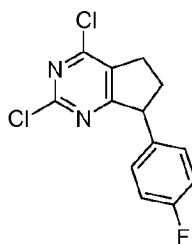
A mixture of 2-(4-fluorophenyl)cyclopentanone (18.557 g, 104 mmol) and carbonisocyanatidic chloride (19.77 g, 187 mmol) was heated at 58°C for 1 h and at 130°C for 2 h. Upon cooling to room temperature, the tarried reaction mixture was dissolved in ethyl acetate and washed with saturated aqueous solution of sodium
20 bicarbonate. The organic layer was separated and the aqueous layer was extracted with ethyl acetate. The combined organic extracts were dried over anhydrous magnesium sulfate and filtered. The solvent was removed in vacuum and the residue was purified by column chromatography on silica gel to give 7-(4-fluorophenyl)-6,7-dihydrocyclopenta[*e*][1,3]oxazine-2,4(3*H*,5*H*)-dione (13.527 g, 54.7 mmol, 52.5 % yield)
25 as brown solid. LC-MS (M+H)⁺ = 248.1. ¹H NMR (500 MHz, CDCl₃) δ ppm 11.80 (1H, br s), 7.31 - 7.39 (2H, m), 7.16 - 7.22 (2H, m), 4.30 - 4.38 (1H, m), 2.63 - 2.73 (1H, m), 2.53 - 2.63 (2H, m), 1.84 - 1.95 (1H, m).

Intermediate H(4)

7-(4-Fluorophenyl)-6,7-dihydro-1*H*-cyclopenta[*d*]pyrimidine-2,4(3*H*,5*H*)-dione

A solution of 7-(4-fluorophenyl)-6,7-dihydrocyclopenta[*e*][1,3]oxazine-
 5 2,4(3*H*,5*H*)-dione (13.527 g, 54.7 mmol) in concentrated ammonium hydroxide (150 mL, 3852 mmol) was heated at 100°C in a high-pressure (350 mL) vessel overnight. The reaction mixture was cooled to 0°C and filtered. The precipitate was consecutively washed with water and dried, first - by passing air through the filter, and then - in pump vacuum to give 7-(4-fluorophenyl)-6,7-dihydro-1*H*-cyclopenta[*d*]pyrimidine-2,4(3*H*,5*H*)-
 10 dione (4.670 g, 18.97 mmol, 34.7 % yield). LC-MS ($M+H$)⁺ = 247.3. ¹H NMR (500 MHz, CDCl₃) δ ppm 11.70 - 11.81 (2H, br s), 7.31 - 7.39 (2H, m), 7.16 - 7.22 (2H, m), 4.30 - 4.38 (1H, m), 2.63 - 2.73 (1H, m), 2.53 - 2.63 (2H, m), 1.84 - 1.95 (1H, m).

Preparation H

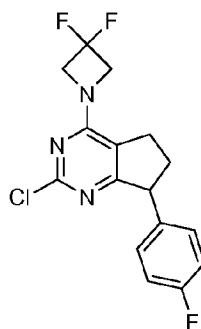
15 2,4-Dichloro-7-(4-fluorophenyl)-6,7-dihydro-5*H*-cyclopenta[*d*]pyrimidine

A solution of 7-(4-fluorophenyl)-6,7-dihydro-1*H*-cyclopenta[*d*]pyrimidine-
 2,4(3*H*,5*H*)-dione (1 g, 4.06 mmol) in phosphorus oxychloride (11.81 mL, 127 mmol) and *N,N*-dimethylaniline (3.94 mL, 31.1 mmol) was stirred at 110 °C overnight. The
 20 reaction mixture was carefully poured into ice. Once the ice melted, the aqueous layer was extracted with dichloromethane. The combined organic extracts were dried over anhydrous magnesium sulfate and filtered. The solvent was removed in vacuum and the residue was purified by column chromatography on silica gel to give 2,4-dichloro-7-(4-fluorophenyl)-6,7-dihydro-5*H*-cyclopenta[*d*]pyrimidine (700.0 mg, 2.472 mmol, 60.9 %

yield) as dark burgundy solid. LC-MS (M+H)⁺ = 283.1. ¹H NMR (500 MHz, CDCl₃) δ ppm 7.09 - 7.15 (2H, m), 7.03 (2H, t, *J*=8.5 Hz), 4.42 (1H, t, *J*=8.4 Hz), 3.10 (1H, dd, *J*=9.2, 4.6 Hz), 3.01 (1H, d, *J*=8.2 Hz), 2.73 (1H, d, *J*=8.9 Hz), 2.15 - 2.27 (1H, m).

5 Preparation Ha

2-chloro-4-(3,3-difluoroazetidin-1-yl)-7-(4-fluorophenyl)-6,7-dihydro-5H-cyclopenta[d]pyrimidine

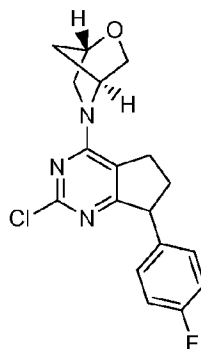


To a solution of 2,4-dichloro-7-(4-fluorophenyl)-6,7-dihydro-5H-cyclopenta[d]pyrimidine (*Preparation H*) (521 mg, 1.840 mmol) in MeOH (18.400 mL) was added DIPEA (0.803 mL, 4.60 mmol), then 3,3-difluoroazetidine, HCl (358 mg, 2.76 mmol). The reaction was allowed to stir at RT for 2 h and was then concentrated *in vacuo*. Purification by flash chromatography (silica, ethyl acetate/hexanes) gave 2-chloro-4-(3,3-difluoroazetidin-1-yl)-7-(4-fluorophenyl)-6,7-dihydro-5H-cyclopenta[d]pyrimidine (528 mg, 1.554 mmol, 84 % yield) as a clear, colorless oil which crystallized on standing. LC-MS (M+H)⁺ = 340.0. ¹H NMR (500 MHz, CDCl₃) δ ppm 7.05 - 7.13 (2 H, m), 6.94 - 7.02 (2 H, m), 4.60 (4 H, td, *J*=11.75, 4.27 Hz), 4.18 - 4.30 (1 H, m), 2.93 - 3.06 (1 H, m), 2.80 - 2.95 (1 H, m), 2.56 - 2.70 (1 H, m), 1.96 - 2.18 (1 H, m).

20

Preparation Hb

(1S,4S)-5-(2-chloro-7-(4-fluorophenyl)-6,7-dihydro-5H-cyclopenta[d]pyrimidin-4-yl)-2-oxa-5-azabicyclo[2.2.1]heptane

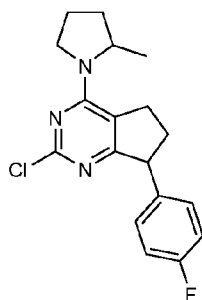


To a solution of 2,4-dichloro-7-(4-fluorophenyl)-6,7-dihydro-5H-cyclopenta[d]pyrimidine (*Preparation H*) (200 mg, 0.706 mmol) in MeOH (7064 μ L) was added (1S,4S)-2-Oxa-5-azabicyclo[2.2.1]heptane monohydrochloride (115 mg, 0.848 mmol) and DIPEA (271 μ L, 1.554 mmol). The resulting mixture was stirred at RT overnight. The reaction mixture was then concentrated *in vacuo*. The resulting oil was purified by flash chromatography (Silica, EtOAc/Hexanes) to give (1S,4S)-5-(2-chloro-7-(4-fluorophenyl)-6,7-dihydro-5H-cyclopenta[d]pyrimidin-4-yl)-2-oxa-5-azabicyclo[2.2.1]heptane (148 mg, 0.428 mmol, 60.6 % yield). LC-MS ($M+H$)⁺ = 346.1.

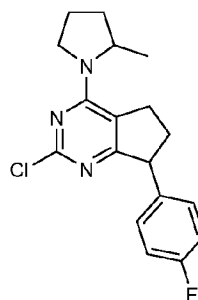
¹H NMR (500 MHz, *MeOD*) δ ppm 7.12 - 7.21 (2 H, m), 7.00 - 7.08 (2 H, m), 5.11 - 5.21 (1 H, m), 4.69 - 4.74 (1 H, m), 4.15 - 4.26 (1 H, m), 3.88 - 3.94 (2 H, m), 3.68 - 3.86 (2 H, m), 3.11 - 3.21 (1 H, m), 2.56 - 2.69 (1 H, m), 1.92 - 2.11 (2 H, m), 1.24 - 1.42 (2 H, m).

Preparations Hc1 and Hc2

2-chloro-7-(4-fluorophenyl)-4-(2-methylpyrrolidin-1-yl)-6,7-dihydro-5H-cyclopenta[d]pyrimidine



Hc1
Diastereomer 1
Racemic



Hc2
Diastereomer 2
Racemic

To a solution of 2,4-dichloro-7-(4-fluorophenyl)-6,7-dihydro-5H-cyclopenta[d]pyrimidine (*Preparation H*) (200 mg, 0.706 mmol) in MeOH (7064 μ L) was added 2-Methylpyrrolidine (82 μ L, 0.848 mmol). The resulting mixture was stirred at RT for 2 days. The reaction mixture was then concentrated *in vacuo*. The resulting oil was

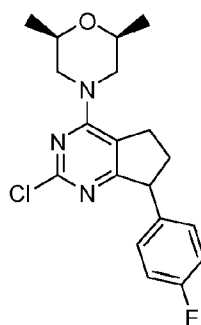
5 purified by flash chromatography (Silica, EtOAc/Hexanes) to give two racemic pairs of diastereomers 2-chloro-7-(4-fluorophenyl)-4-(2-methylpyrrolidin-1-yl)-6,7-dihydro-5H-cyclopenta[d]pyrimidine. (*Hc1*, Diastereomer 1, racemic, first to elute) (79.5 mg, 0.240 mmol, 33.9 % yield). LC-MS (M+H)⁺ = 332.1; ¹H NMR (500 MHz, *MeOD*) δ ppm 7.16 (2 H, d, *J*=5.49 Hz), 7.04 (2 H, s), 4.42 - 4.54 (1 H, m), 4.09 - 4.22 (1 H, m), 3.86 - 4.00

10 (1 H, m), 3.71 - 3.82 (1 H, m), 3.24 - 3.31 (1 H, m), 3.10 - 3.22 (1 H, m), 2.54 - 2.65 (1 H, m), 2.05 - 2.16 (2 H, m), 1.94 - 2.05 (2 H, m), 1.69 - 1.80 (1 H, m), 1.27 (3 H, d, *J*=6.10 Hz). (*Hc2*, Diastereomer 2, racemic, second to elute) (89.5 mg, 0.270 mmol, 38 % yield). LC-MS (M+H)⁺ = 332.1; ¹H NMR (500 MHz, *MeOD*) δ ppm 7.14 (2 H, d, *J*=5.49 Hz), 6.99 - 7.08 (2 H, m), 4.42 - 4.54 (1 H, m), 4.13 - 4.22 (1 H, m), 3.86 - 4.00 (1 H, m), 3.71

15 - 3.83 (1 H, m), 3.25 - 3.32 (1 H, m), 3.14 - 3.25 (1 H, m), 2.52 - 2.67 (1 H, m), 2.05 - 2.19 (2 H, m), 1.94 - 2.05 (2 H, m), 1.68 - 1.78 (1 H, m), 1.19 - 1.32 (3 H, m). The relative stereochemistry for *Hc1* and *Hc2* was not determined.

Preparation Hd

20 (2*S*,6*R*)-4-(2-chloro-7-(4-fluorophenyl)-6,7-dihydro-5H-cyclopenta[d]pyrimidin-4-yl)-2,6-dimethylmorpholine



To a solution of 2,4-dichloro-7-(4-fluorophenyl)-6,7-dihydro-5H-cyclopenta[d]pyrimidine (*Preparation H*) (200 mg, 0.706 mmol) in MeOH (7064 μ L) was added *cis*-2,6-Dimethylmorpholine (105 μ L, 0.848 mmol). The resulting mixture was stirred at RT overnight. An additional 2 equ. of *cis*-2,6-Dimethylmorpholine was

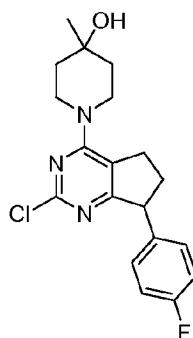
25

then added and the mixture was again stirred overnight at RT. The reaction mixture was then concentrated *in vacuo*. The resulting oil was purified by flash chromatography (Silica, EtOAc/Hexanes) to give (2S,6R)-4-(2-chloro-7-(4-fluorophenyl)-6,7-dihydro-5H-cyclopenta[d]pyrimidin-4-yl)-2,6-dimethylmorpholine (223 mg, 0.616 mmol, 87 %

5 yield). LC-MS (M+H)⁺ = 332.1. ¹H NMR (500 MHz, MeOD) δ ppm 7.11 - 7.24 (2 H, m), 6.99 - 7.09 (2 H, m), 4.39 - 4.51 (2 H, m), 4.20 (1 H, s), 3.70 (2 H, td, *J*=4.12, 2.44 Hz), 3.14 - 3.25 (1 H, m), 3.03 - 3.13 (1 H, m), 2.69 - 2.80 (2 H, m), 2.54 - 2.68 (1 H, m), 1.95 - 2.13 (1 H, m), 1.23 (6 H, d, *J*=6.10 Hz).

10 Preparation He

1-(2-chloro-7-(4-fluorophenyl)-6,7-dihydro-5H-cyclopenta[d]pyrimidin-4-yl)-4-methylpiperidin-4-ol

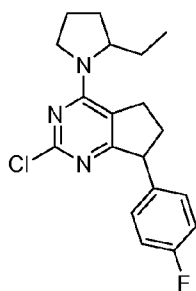


To a solution of 2,4-dichloro-7-(4-fluorophenyl)-6,7-dihydro-5H-cyclopenta[d]pyrimidine (*Preparation H*) (400 mg, 1.413 mmol) in MeOH (14.100 mL) was added 4-methylpiperidin-4-ol (163 mg, 1.413 mmol). The resulting mixture was stirred at RT overnight. The reaction mixture was then concentrated *in vacuo*.

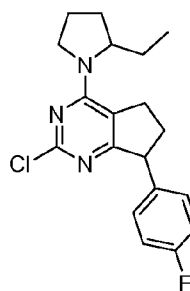
Purification by flash chromatography (Silica, EtOAc/Hexanes) gave 1-(2-chloro-7-(4-fluorophenyl)-6,7-dihydro-5H-cyclopenta[d]pyrimidin-4-yl)-4-methylpiperidin-4-ol (374 mg, 1.034 mmol, 73.2 % yield). LC-MS (M+H)⁺ = 362.0. ¹H NMR (500 MHz, MeOD) δ ppm 7.12 - 7.21 (2 H, m), 7.04 (2 H, t, *J*=8.85 Hz), 4.11 - 4.30 (3 H, m), 3.48 - 3.63 (2 H, m), 3.14 - 3.23 (1 H, m), 3.00 - 3.12 (1 H, m), 2.54 - 2.66 (1 H, m), 1.94 - 2.09 (1 H, m), 1.68 (4 H, t, *J*=4.12 Hz), 1.28 (3 H, s).

Preparations Hf1 and Hf2

2-chloro-4-(2-ethylpyrrolidin-1-yl)-7-(4-fluorophenyl)-6,7-dihydro-5H-cyclopenta[d]pyrimidine



Hf1
Diastereomer 1
Racemic

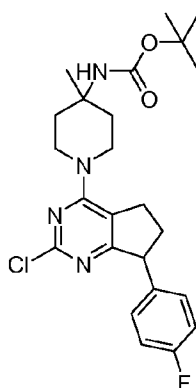


Hf2
Diastereomer 2
Racemic

- 5 2,4-dichloro-7-(4-fluorophenyl)-6,7-dihydro-5H-cyclopenta[d]pyrimidine
(*Preparation H*) (200 mg, 0.706 mmol) and 2-ethylpyrrolidine (84 mg, 0.848 mmol)
were combined and purified as per *Preparation Hd* to give two pairs of racemic
diastereomers 2-chloro-4-(2-ethylpyrrolidin-1-yl)-7-(4-fluorophenyl)-6,7-dihydro-5H-
cyclopenta[d]pyrimidine. (*Hf1*, Diastereomer 1, racemic, first to elute) (77 mg, 0.223
10 mmol, 32% yield) LC-MS (M+H)⁺ = 346. (*Hf2*, Diastereomer 2, racemic, second to
elute) (80 mg, 0.232 mmol, 33% yield); LC-MS (M+H)⁺ = 346.2. The relative
stereochemistry for *Hf1* and *Hf2* was not determined.

Preparation Hg

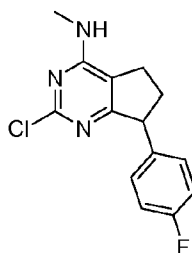
- 15 tert-butyl 1-(2-chloro-7-(4-fluorophenyl)-6,7-dihydro-5H-cyclopenta[d]pyrimidin-4-yl)-
4-methylpiperidin-4-ylcarbamate



To a solution of 2,4-dichloro-7-(4-fluorophenyl)-6,7-dihydro-5H-cyclopenta[d]pyrimidine (*Preparation H*) (400 mg, 1.413 mmol) in MeOH (14.100 mL) was added tert-butyl 4-methylpiperidin-4-ylcarbamate (303 mg, 1.413 mmol). The resulting mixture was stirred at RT for 7 days. At that time, the reaction mixture was concentrated *in vacuo*. Purification by flash chromatography (Silica, EtOAc/Hexanes) gave tert-butyl 1-(2-chloro-7-(4-fluorophenyl)-6,7-dihydro-5H-cyclopenta[d]pyrimidin-4-yl)-4-methylpiperidin-4-ylcarbamate (159 mg, 0.345 mmol, 24.41 % yield) as a yellow foam. LC-MS (M+H)⁺ = 461.2. ¹H NMR (500 MHz, *MeOD*) δ ppm 7.12 - 7.22 (2 H, m), 6.98 - 7.09 (2 H, m), 4.19 (3 H, d, *J*=2.14 Hz), 3.38 - 3.56 (2 H, m), 3.13 - 3.25 (1 H, m), 3.02 - 3.13 (1 H, m), 2.53 - 2.67 (1 H, m), 2.11 - 2.24 (2 H, m), 1.96 - 2.08 (1 H, m), 1.53 - 1.65 (2 H, m), 1.47 (9 H, s), 1.37 (3 H, s).

Preparation Hh

2-chloro-7-(4-fluorophenyl)-N-methyl-6,7-dihydro-5H-cyclopenta[d]pyrimidin-4-amine



15

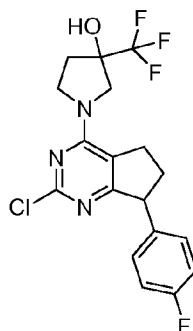
2,4-dichloro-7-(4-fluorophenyl)-6,7-dihydro-5H-cyclopenta[d]pyrimidine (*Preparation H*) (500 mg, 1.766 mmol) and methanamine hydrochloride (179 mg, 2.65 mmol) were combined and purified as per *Preparation Ha* to give 2-chloro-7-(4-fluorophenyl)-N-methyl-6,7-dihydro-5H-cyclopenta[d]pyrimidin-4-amine (344 mg, 1.239 mmol, 70.1 % yield). LC-MS (M+H)⁺ = 278.0. ¹H NMR (500 MHz, CDCl₃) δ ppm 7.03 - 7.12 (2 H, m), 6.91 - 7.03 (2 H, m), 4.53 - 4.79 (1 H, m), 4.19 - 4.29 (1 H, m), 3.09 (3 H, d, *J*=4.88 Hz), 2.56 - 2.80 (3 H, m), 2.00 - 2.15 (1 H, m).

20

Preparation Hi

1-(2-chloro-7-(4-fluorophenyl)-6,7-dihydro-5H-cyclopenta[d]pyrimidin-4-yl)-3-(trifluoromethyl)pyrrolidin-3-ol

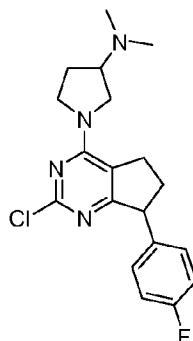
25



2,4-dichloro-7-(4-fluorophenyl)-6,7-dihydro-5H-cyclopenta[d]pyrimidine
 (*Preparation H*) (286 mg, 1.010 mmol) and 3-(trifluoromethyl)pyrrolidin-3-ol (157 mg,
 1.010 mmol) were combined and purified as per *Preparation Hb* to give 1-(2-chloro-7-(4-
 5 fluorophenyl)-6,7-dihydro-5H-cyclopenta[d]pyrimidin-4-yl)-3-(trifluoromethyl)pyrrolidin-3-ol
 (62% yield). LC-MS (M+H)⁺ = 402.0.

Preparation Hj

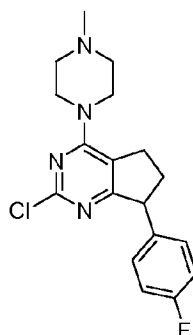
1-(2-chloro-7-(4-fluorophenyl)-6,7-dihydro-5H-cyclopenta[d]pyrimidin-4-yl)-N,N-
 10 dimethylpyrrolidin-3-amine



2,4-dichloro-7-(4-fluorophenyl)-6,7-dihydro-5H-cyclopenta[d]pyrimidine
 (*Preparation H*) (100 mg, 0.353 mmol) and N,N-dimethylpyrrolidin-3-amine (44.3 μ L,
 0.353 mmol) were combined and purified as per *Preparation Hb* to give 1-(2-chloro-7-(4-
 15 fluorophenyl)-6,7-dihydro-5H-cyclopenta[d]pyrimidin-4-yl)-N,N-dimethylpyrrolidin-3-
 amine (109 mg, 86% yield). LC-MS (M+H)⁺ = 361.2.

Preparation Hk

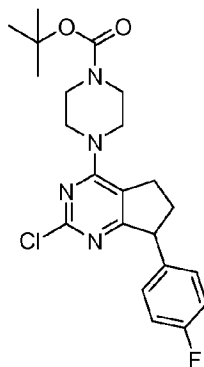
2-chloro-7-(4-fluorophenyl)-4-(4-methylpiperazin-1-yl)-6,7-dihydro-5H-
 20 cyclopenta[d]pyrimidine



2,4-dichloro-7-(4-fluorophenyl)-6,7-dihydro-5H-cyclopenta[d]pyrimidine
(Preparation H) (100 mg, 0.353 mmol) and 1-methylpiperazine (39.2 μ L, 0.353 mmol)
 were combined and purified as per *Preparation Hb* to give 2-chloro-7-(4-fluorophenyl)-4-
 5 (4-methylpiperazin-1-yl)-6,7-dihydro-5H-cyclopenta[d]pyrimidine (109 mg, 0.314 mmol,
 89 % yield). LC-MS $(M+H)^+ = 347.2$.

Preparation Hl

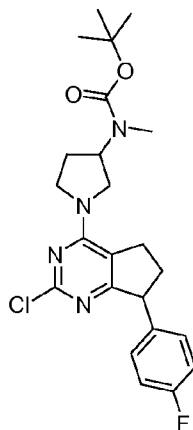
tert-butyl 4-(2-chloro-7-(4-fluorophenyl)-6,7-dihydro-5H-cyclopenta[d]pyrimidin-4-
 10 yl)piperazine-1-carboxylate



2,4-dichloro-7-(4-fluorophenyl)-6,7-dihydro-5H-cyclopenta[d]pyrimidine
(Preparation H) (100 mg, 0.353 mmol) and tert-Butyl 1-piperazinecarboxylate (65.8 mg,
 0.353 mmol) were combined and purified as per *Preparation Hb* to give tert-butyl 4-(2-
 15 chloro-7-(4-fluorophenyl)-6,7-dihydro-5H-cyclopenta[d]pyrimidin-4-yl)piperazine-1-
 carboxylate (116.9 mg, 76% yield). LC-MS $(M+H)^+ = 433.3$.

Preparation Hm

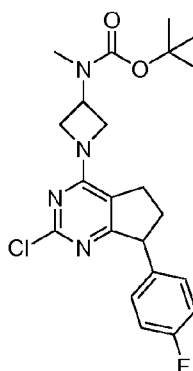
tert-butyl 1-(2-chloro-7-(4-fluorophenyl)-6,7-dihydro-5H-cyclopenta[d]pyrimidin-4-yl)pyrrolidin-3-yl(methyl)carbamate



- 5 2,4-dichloro-7-(4-fluorophenyl)-6,7-dihydro-5H-cyclopenta[d]pyrimidine
 (*Preparation H*) (100 mg, 0.353 mmol) and 3-(N-tert-Butoxycarbonyl-N-methylamino)pyrrolidine (69.4 μ L, 0.353 mmol) were combined and purified as per
Preparation Hb to give tert-butyl 1-(2-chloro-7-(4-fluorophenyl)-6,7-dihydro-5H-cyclopenta[d]pyrimidin-4-yl)pyrrolidin-3-yl(methyl)carbamate (148 mg, 94% yield). LC-
 10 MS (M+H)⁺ = 447.2.

Preparation Hn

tert-butyl 1-(2-chloro-7-(4-fluorophenyl)-6,7-dihydro-5H-cyclopenta[d]pyrimidin-4-yl)azetidin-3-yl(methyl)carbamate



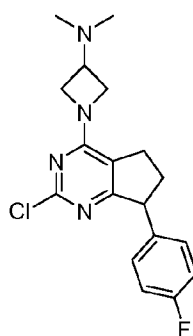
- 15 2,4-Dichloro-7-(4-fluorophenyl)-6,7-dihydro-5H-cyclopenta[d]pyrimidine
 (*Preparation H*) (100 mg, 0.353 mmol) and carbamic acid, 3-azetidylmethyl-, 1,1-

dimethylethyl ester (82 mg, 0.441 mmol) were combined and purified as per *Preparation Hb* to give tert-butyl 1-(2-chloro-7-(4-fluorophenyl)-6,7-dihydro-5H-cyclopenta[d]pyrimidin-4-yl)azetidin-3-yl(methyl)carbamate (147 mg, 96% yield). LC-MS (M+H)⁺ = 377.1.

5

Preparation Ho

1-(2-chloro-7-(4-fluorophenyl)-6,7-dihydro-5H-cyclopenta[d]pyrimidin-4-yl)-N,N-dimethylazetidin-3-amine

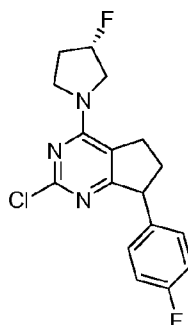


10 2,4-Dichloro-7-(4-fluorophenyl)-6,7-dihydro-5H-cyclopenta[d]pyrimidine
(*Preparation H*) (100 mg, 0.353 mmol) and N,N-dimethylazetidin-3-amine, 2 HCl (122 mg, 0.706 mmol) were combined and purified as per *Preparation Hb* to give 1-(2-chloro-7-(4-fluorophenyl)-6,7-dihydro-5H-cyclopenta[d]pyrimidin-4-yl)-N,N-dimethylazetidin-3-amine (quantitative). LC-MS (M+H)⁺ = 347.2.

15

Preparation Hp1 and Hp2

2-chloro-7-(4-fluorophenyl)-4-((S)-3-fluoropyrrolidin-1-yl)-6,7-dihydro-5H-cyclopenta[d]pyrimidine



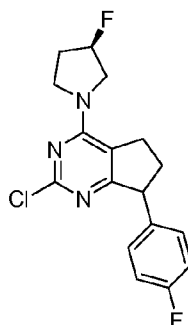
To a solution of 2,4-dichloro-7-(4-fluorophenyl)-6,7-dihydro-5H-cyclopenta[d]pyrimidine (Preparation H) (135 mg, 0.477 mmol) in MeOH (4768 μ L) was added DIPEA (208 μ L, 1.192 mmol), then (S)-3-fluoropyrrolidine (46.7 mg, 0.524 mmol). The reaction was allowed to stir at ambient temperature for 2 h.

- 5 The solvent was removed and the residue applied to Silica gel and eluted with an EtOAc/Hex gradient to afford two diastereomers (Hp1 and Hp2). Hp1: LC-MS (M+H)⁺ = 336.2. ¹H NMR (500 MHz, CDCl₃) δ ppm 7.06 - 7.13 (2 H, m), 6.93 - 7.00 (2 H, m), 5.32 (1 H, td, *J*=52.57, 3.17 Hz), 4.17 (1 H, dd, *J*=9.16, 5.49 Hz), 4.06 - 4.14 (1 H, m), 3.98 - 4.06 (1 H, m), 3.76 - 3.90 (2 H, m), 3.25 (1 H, ddd, *J*=15.11, 8.55, 6.26 Hz), 3.08 - 3.16 (1 H, m), 2.51 - 2.60 (1 H, m, *J*=13.20, 9.12, 9.12, 6.41 Hz), 2.32 - 2.42 (1 H, m), 2.00 - 2.17 (2 H, m). Hp2: LC-MS (M+H)⁺ = 336.2. ¹H NMR (500 MHz, CDCl₃) δ ppm 7.06 - 7.14 (2 H, m), 6.94 - 7.02 (2 H, m), 5.25 - 5.40 (1 H, m), 3.99 - 4.24 (3 H, m), 3.75 - 3.92 (2 H, m), 3.19 - 3.28 (1 H, m), 3.10 - 3.19 (1 H, m), 2.57 (1 H, dddd, *J*=13.24, 8.74, 8.55, 4.58 Hz), 2.31 - 2.43 (1 H, m), 1.94 - 2.17 (2 H, m)

15

Preparation Hq

2-chloro-7-(4-fluorophenyl)-4-((R)-3-fluoropyrrolidin-1-yl)-6,7-dihydro-5H-cyclopenta[d]pyrimidine

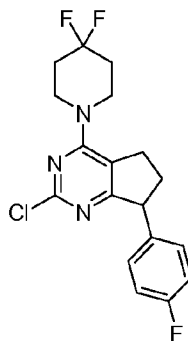


- 20 2,4-dichloro-7-(4-fluorophenyl)-6,7-dihydro-5H-cyclopenta[d]pyrimidine (Preparation H) was reacted as described in Preparation Hp1 and Hp2 with (R)-3-fluoropyrrolidine. The solvent was removed and the residue applied to Silica gel and eluted with an EtOAc/Hex gradient to afford the combined two diastereomers (Hq). Ha1: LC-MS (M+H)⁺ = 336.0.

25

Preparation Hr

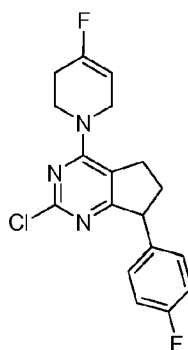
2-chloro-4-(4,4-difluoropiperidin-1-yl)-7-(4-fluorophenyl)-6,7-dihydro-5H-cyclopenta[d]pyrimidine



- 5 To a solution of 2,4-dichloro-7-(4-fluorophenyl)-6,7-dihydro-5H-cyclopenta[d]pyrimidine (Preparation H) (90 mg, 0.318 mmol) in MeOH (3179 μ L), 4,4-difluoropiperidine (115 mg, 0.95 mmol) was added. The reaction was allowed to stir at rt. When the reaction was complete, removed solvent and applied residue to Silica gel. Eluted with EtOAc/Hex to afford the desired 2-chloro-4-(4,4-difluoropiperidin-1-yl)-7-(4-fluorophenyl)-6,7-dihydro-5H-cyclopenta[d]pyrimidine (80.8 mg, 0.220 mmol, 69.1 %
10 yield). LC-MS $(M+H)^+ = 368.0$.

Preparation Hs

- 2-chloro-4-(4-fluoro-5,6-dihydropyridin-1(2H)-yl)-7-(4-fluorophenyl)-6,7-dihydro-5H-cyclopenta[d]pyrimidine
15

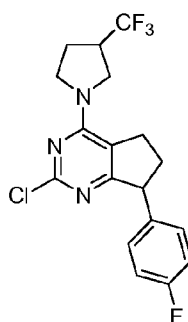


2,4-dichloro-7-(4-fluorophenyl)-6,7-dihydro-5H-cyclopenta[d]pyrimidine (Preparation H) was reacted as described in Preparation Hc with 4-fluoro-1,2,3,6-

tetrahydropyridine to afford 2-chloro-4-(4-fluorophenyl)-7-(4-fluorophenyl)-6,7-dihydro-5H-cyclopenta[d]pyrimidine (Preparation Hs).

Preparation Ht

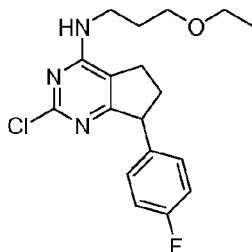
- 5 2-chloro-7-(4-fluorophenyl)-4-(3-(trifluoromethyl)pyrrolidin-1-yl)-6,7-dihydro-5H-cyclopenta[d]pyrimidine-4-fluorophenyl)-6,7-dihydro-5H-cyclopenta[d]pyrimidine



- 2,4-dichloro-7-(4-fluorophenyl)-6,7-dihydro-5H-cyclopenta[d]pyrimidine (Preparation H) was reacted as described in *Preparation Hr* with 3-trifluoromethylpyrrolidine to afford 2-chloro-7-(4-fluorophenyl)-4-(3-(trifluoromethyl)pyrrolidin-1-yl)-6,7-dihydro-5H-cyclopenta[d]pyrimidine-4-fluorophenyl)-6,7-dihydro-5H-cyclopenta[d]pyrimidine (Preparation Ht) as a mixture of 4 diastereomers. LC-MS (M+H)⁺ = 386.1. ¹H NMR (500 MHz, CDCl₃) δ ppm 7.05 - 7.11 (2 H, m), 6.96 (2 H, t, J=8.70 Hz), 4.14 - 4.20 (1 H, m), 3.89 - 4.02 (2 H, m), 3.75 - 3.86 (2 H, m), 3.17 - 3.28 (1 H, m), 3.06 - 3.16 (1 H, m), 2.99 (1 H, dq, J=15.95, 8.01 Hz), 2.50 - 2.61 (1 H, m), 2.13 - 2.30 (2 H, m), 1.95 - 2.06 (1 H, m)

Preparation Hu

- 20 2-chloro-N-(3-ethoxypropyl)-7-(4-fluorophenyl)-6,7-dihydro-5H-cyclopenta[d]pyrimidin-4-amine

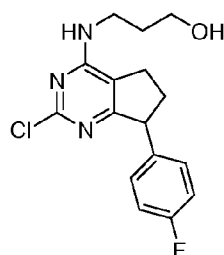


2,4-dichloro-7-(4-fluorophenyl)-6,7-dihydro-5H-cyclopenta[d]pyrimidine (Preparation H) was reacted as described in Preparation Hr with 3-ethoxypropan-1-amine to afford 2-chloro-N-(3-ethoxypropyl)-7-(4-fluorophenyl)-6,7-dihydro-5H-cyclopenta[d]pyrimidin-4-amine (Preparation Hu). LC-MS $(M+H)^+ = 350.1$.

5

Preparation Hv

3-(2-chloro-7-(4-fluorophenyl)-6,7-dihydro-5H-cyclopenta[d]pyrimidin-4-ylamino)propan-1-ol



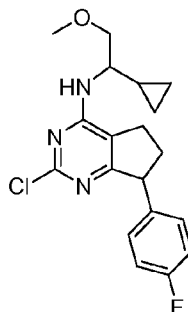
10 2,4-dichloro-7-(4-fluorophenyl)-6,7-dihydro-5H-cyclopenta[d]pyrimidine (Preparation H) was reacted as described in Preparation Hr with 3-hydroxypropan-1-amine to afford 3-(2-chloro-7-(4-fluorophenyl)-6,7-dihydro-5H-cyclopenta[d]pyrimidin-4-ylamino)propan-1-ol (Preparation Hv). LC-MS $(M+H)^+ = 322.1$. ^1H NMR (500 MHz, CDCl_3) δ ppm 7.08 (2 H, dd, $J=8.55, 5.49$ Hz), 6.97 (2 H, t, $J=8.70$ Hz), 5.18 (1 H, br. s.), 4.22 - 4.27 (1 H, m), 3.66 - 3.75 (4 H, m), 3.18 (1 H, br. s.), 2.60 - 2.77 (3 H, m), 2.02 - 2.12 (1 H, m), 1.78 - 1.86 (2 H, m)

15

Preparation Hw

2-chloro-N-(1-cyclopropyl-2-methoxyethyl)-7-(4-fluorophenyl)-6,7-dihydro-5H-cyclopenta[d]pyrimidin-4-amine

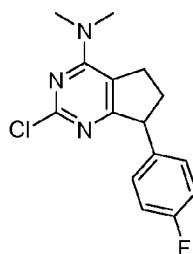
20



2,4-dichloro-7-(4-fluorophenyl)-6,7-dihydro-5H-cyclopenta[d]pyrimidine (Preparation H) was reacted as described in Preparation Hr with 1-cyclopropyl-2-methoxyethanamine to afford 2-chloro-N-(1-cyclopropyl-2-methoxyethyl)-7-(4-fluorophenyl)-6,7-dihydro-5H-cyclopenta[d]pyrimidin-4-amine (Preparation Hw) as a mixture of 4 diastereomers. LC-MS (M+H)⁺ = 362.1.

Preparation Hx

2-Chloro-7-(4-fluorophenyl)-N,N-dimethyl-6,7-dihydro-5H-cyclopenta[d]pyrimidin-4-amine



10

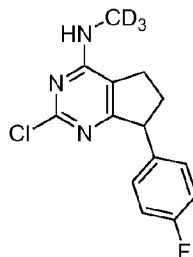
A solution of 2,4-dichloro-7-(4-fluorophenyl)-6,7-dihydro-5H-cyclopenta[d]pyrimidine (260 mg, 0.918 mmol) and excess dimethylamine (4.59 mL, 9.18 mmol) in methanol (2 mL) was stirred at rt for 30 min. The solvent was removed in vacuum to afford crude 2-chloro-7-(4-fluorophenyl)-N,N-dimethyl-6,7-dihydro-5H-cyclopenta[d]pyrimidin-4-amine (268 mg, 0.919 mmol, 100 % yield). LC-MS (M+H) = 292.3.

15

Preparation Hy

2-Chloro-7-(4-fluorophenyl)-N-trideuteromethyl-6,7-dihydro-5H-cyclopenta[d]pyrimidin-4-amine

20

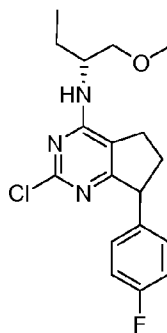


To a solution of 2,4-dichloro-7-(4-fluorophenyl)-6,7-dihydro-5H-cyclopenta[d]pyrimidine (350 mg, 1.236 mmol) and trideuteromethylamine hydrochloride

(174 mg, 2.472 mmol) in methanol (3 mL) was added DIPEA (0.432 mL, 2.472 mmol). The reaction mixture was stirred at room temperature overnight. The solvent was removed in vacuum and the residue was purified by column chromatography on silica gel to give 2,4-dichloro-7-(4-fluorophenyl)-6,7-dihydro-5H-cyclopenta[d]pyrimidine (350 mg, 1.236 mmol) as brown oil. LC-MS (M+H)⁺ = 281.2.

Preparation Hz

2-chloro-7-(4-fluorophenyl)-N-((R)-1-methoxybutan-2-yl)-6,7-dihydro-5H-cyclopenta[d]pyrimidin-4-amine



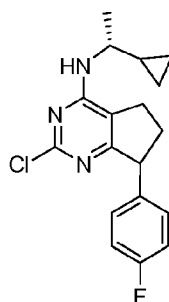
10

To a mixture of 2,4-dichloro-7-(4-fluorophenyl)-6,7-dihydro-5H-cyclopenta[d]pyrimidine (Preparation H) (100 mg, 0.353 mmol) in THF (1766 μ L) was added (R)-1-methoxybutan-2-amine, HCl (197 mg, 1.413 mmol) and DIEA (493 μ L, 2.83 mmol). The mixture was heated at 60 °C for 3 days. The crude product was purified by Prep-HPLC to get 2-chloro-7-(4-fluorophenyl)-N-((R)-1-methoxybutan-2-yl)-6,7-dihydro-5H-cyclopenta[d]pyrimidin-4-amine (Preparation Hz) (78 mg, 0.223 mmol, 63.1 % yield). LC-MS (M+H)⁺ = 350.4. ¹H NMR (500 MHz, CDCl₃) δ ppm 7.12 (dd, J=8.24, 5.49 Hz, 2 H) 6.87 - 7.05 (m, 2 H) 4.86 (d, J=7.63 Hz, 1 H) 4.35 (d, J=3.05 Hz, 1 H) 4.18 - 4.30 (m, 1 H) 3.47 - 3.60 (m, 2 H) 3.40 (d, J=6.71 Hz, 3 H) 2.62 - 2.82 (m, 3 H) 2.03 - 2.15 (m, 1 H) 1.58 - 1.78 (m, 2 H) 0.89 - 1.07 (m, 3 H).

20

Preparation Haa

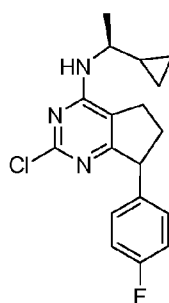
2-chloro-N-((R)-1-cyclopropylethyl)-7-(4-fluorophenyl)-6,7-dihydro-5H-cyclopenta[d]pyrimidin-4-amine



To a solution of 2,4-dichloro-7-(4-fluorophenyl)-6,7-dihydro-5H-cyclopenta[d]pyrimidine (Preparation H) (100 mg, 0.353 mmol) in THF (1766 μ L) was added (R)-1-cyclopropylethylamine, HCl (172 mg, 1.413 mmol) and DIEA (493 μ L, 2.83 mmol). The mixture was stirred at 60 °C for 5 days. The crude product was purified by Prep-HPLC to get 2-chloro-N-((R)-1-cyclopropylethyl)-7-(4-fluorophenyl)-6,7-dihydro-5H-cyclopenta[d]pyrimidin-4-amine (Preparation Haa) (74 mg, 0.223 mmol, 63.1 % yield). LC-MS $(M+H)^+ = 332.3$. 1H NMR (500 MHz, $CDCl_3$) δ ppm 7.06 - 7.18 (m, 2 H) 7.00 (td, $J=8.70, 1.53$ Hz, 2 H) 4.65 (d, $J=5.80$ Hz, 1 H) 4.26 (t, $J=7.17$ Hz, 1 H) 3.63 - 3.79 (m, 1 H) 2.62 - 2.82 (m, 3 H) 2.04 - 2.16 (m, 1 H) 1.26 - 1.40 (m, 3 H) 0.94 (qd, $J=8.24, 3.36$ Hz, 1 H) 0.42 - 0.62 (m, 3 H) 0.24 - 0.40 (m, 1 H).

Preparation Hab

2-chloro-N-((S)-1-cyclopropylethyl)-7-(4-fluorophenyl)-6,7-dihydro-5H-cyclopenta[d]pyrimidin-4-amine

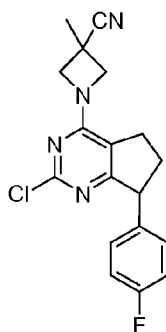


2,4-dichloro-7-(4-fluorophenyl)-6,7-dihydro-5H-cyclopenta[d]pyrimidine (Preparation H) was reacted as described in Preparation Haa with (S)-1-cyclopropylethylamine, HCl to give 2-chloro-N-((S)-1-cyclopropylethyl)-7-(4-fluorophenyl)-6,7-dihydro-5H-cyclopenta[d]pyrimidin-4-amine (Preparation Hab). LC-MS $(M+H)^+ = 332.3$. 1H NMR (500 MHz, $CDCl_3$) δ ppm 7.07 - 7.21 (m, 2 H) 6.93 -

7.07 (m, 2 H) 4.65 (d, $J=5.80$ Hz, 1 H) 4.26 (t, $J=7.32$ Hz, 1 H) 3.61 - 3.79 (m, 1 H) 2.62 - 2.82 (m, 3 H) 2.05 - 2.16 (m, 1 H) 1.25 - 1.39 (m, 3 H) 0.84 - 1.00 (m, 1 H) 0.42 - 0.62 (m, 3 H) 0.29 - 0.40 (m, 1 H).

5 Preparation Hac

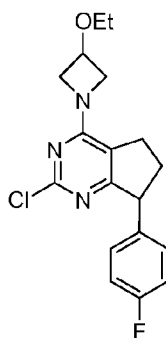
1-(2-chloro-7-(4-fluorophenyl)-6,7-dihydro-5H-cyclopenta[d]pyrimidin-4-yl)-3-methylazetidine-3-carbonitrile



- 3-cyano-3-methylazetidine was reacted with Preparation H in the manner of Preparation
 10 Gi to afford the title compound. LC-MS $(M+H)^+ = 343.0$ ^1H NMR (500 MHz, CHLOROFORM- d) δ ppm 6.96 - 7.13 (m, 5 H) 4.73 (d, $J=6.71$ Hz, 1 H) 4.35 (d, $J=7.32$ Hz, 2 H) 4.33 (br. s., 1 H) 4.27 (dd, $J=9.00, 2.90$ Hz, 1 H) 2.99 - 3.09 (m, 1 H) 2.85 - 2.99 (m, 1 H) 2.64 - 2.78 (m, 1 H) 2.11 (dd, $J=13.89, 7.48$ Hz, 1 H) 1.76 - 1.91 (m, 3 H).

15 Preparation Had

2-chloro-4-(3-ethoxyazetidin-1-yl)-7-(4-fluorophenyl)-6,7-dihydro-5H-cyclopenta[d]pyrimidine

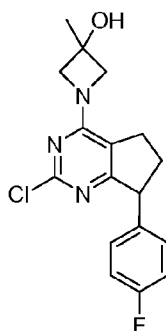


- 3-ethoxyazetidine was reacted with Preparation H in the manner of Preparation Gi to
 20 afford the title compound. LC-MS $(M+H)^+ = 348.0$ ^1H NMR (500 MHz,

CHLOROFORM-*d*) δ ppm 7.03 - 7.12 (m, 2 H) 6.91 - 7.01 (m, 2 H) 4.51 (br. s., 2 H) 4.36 - 4.48 (m, 1 H) 4.13 - 4.32 (m, 3 H) 3.50 (qd, $J=6.97, 3.20$ Hz, 2 H) 2.97 - 3.10 (m, 1 H) 2.82 - 2.96 (m, 1 H) 2.51 - 2.70 (m, 1 H) 1.93 - 2.11 (m, 1 H) 1.16 - 1.35 (m, 3 H).

5 Preparation Hae

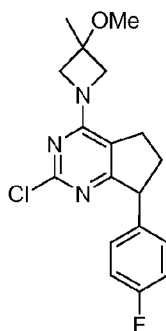
1-(2-chloro-7-(4-fluorophenyl)-6,7-dihydro-5H-cyclopenta[d]pyrimidin-4-yl)-3-methylazetidin-3-ol



3-methylazetidin-3-ol was reacted with Preparation H in the manner of Preparation Gi to afford the title compound. LC-MS $(M+H)^+ = 334.0$ ^1H NMR (500 MHz, CHLOROFORM-*d*) δ ppm 7.04 - 7.13 (m, 2 H) 7.00 (t, $J=8.55$ Hz, 2 H) 4.41 (d, $J=6.71$ Hz, 2 H) 4.39 (br. s., 3 H) 3.05 - 3.17 (m, 1 H) 2.90 - 3.04 (m, 1 H) 2.73 (ddd, $J=9.08, 4.88, 4.65$ Hz, 1 H) 2.03 - 2.19 (m, 1 H) 1.65 (s, 3 H).

15 Preparation Haf

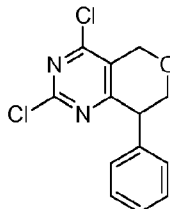
2-chloro-7-(4-fluorophenyl)-4-(3-methoxy-3-methylazetidin-1-yl)-6,7-dihydro-5H-cyclopenta[d]pyrimidine



3-methoxy-3-methylazetidine was reacted with Preparation H in the manner of Preparation Gi to afford the title compound. LC-MS $(M+H)^+ = 348$.

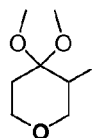
Preparation I

2,4-dichloro-8-phenyl-7,8-dihydro-5H-pyrano[4,3-d]pyrimidine



5 Intermediate I(1)

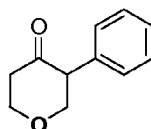
3-iodo-4,4-dimethoxytetrahydro-2H-pyran



To a mixture of tetrahydro-4H-pyran-4-one (18.52 mL, 200 mmol) and trimethyl orthoformate (100 mL, 914 mmol) at 0°C was added Iodine (49.2 mL, 200 mmol) slowly over 10 min. When the addition was complete, the reaction mixture was allowed to stir at 0°C for 30 min. and was then allowed to come to RT and stir until TLC indicated all starting material had been consumed (approx. 1 h). The reaction was then cooled to 0°C and quenched by the slow addition of sat. aqu. sodium thiosulfate (300 mL). The resulting mixture was extracted with EtOAc (3 x 75 mL). The combined organic layers were washed with brine (100 mL), dried over MgSO₄, filtered and concentrated *in vacuo*. Purification by flash chromatography (Silica, EtOAc/Hexanes) gave 3-iodo-4,4-dimethoxytetrahydro-2H-pyran (43.95 g, 162 mmol, 81 % yield) as a yellow oil. ¹H NMR (500 MHz, CDCl₃) δ ppm 4.25 (1 H, q, *J*=2.44 Hz), 3.93 - 4.01 (1 H, m), 3.84 - 3.93 (2 H, m), 3.57 (1 H, td, *J*=11.75, 2.44 Hz), 3.19 - 3.30 (6 H, m), 2.34 (1 H, ddd, *J*=14.34, 12.21, 4.88 Hz), 1.80 (1 H, dq, *J*=14.34, 2.44 Hz).

Intermediate I(2)

3-phenyldihydro-2H-pyran-4(3H)-one

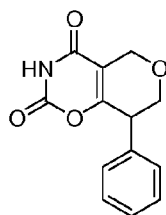


To a stirred mixture of phenylboronic acid (16.81 g, 138 mmol), trans-2-Aminocyclohexanol hydrochloride (1.393 g, 9.19 mmol), and Nickel(II) chloride hexahydrate (1.092 g, 4.59 mmol) in THF (92 mL) at 0°C was added Sodium bis(trimethylsilyl)amide (1.0 M in THF) (184 mL, 184 mmol) dropwise over 10 min.

- 5 When the addition was complete, the reaction mixture was sparged with N₂ for 15 min. To the reaction mixture at 0°C was then added 2-Propanol (375 mL)(previously sparged with N₂). The resulting mixture was allowed to come to RT at which time 3-iodo-4,4-dimethoxytetrahydro-2H-pyran (Intermediate I(1)) (25 g, 92 mmol) was added dropwise over 5 min. The reaction mixture was then brought to 60°C and stirred overnight. The
- 10 reaction mixture was then cooled to 0°C and quenched by the careful addition of aqu. 1 N HCl until acidic. The resulting mixture was extracted with EtOAc (3 x 150 mL). The combined organic extracts were washed with Brine (100 mL), dried over MgSO₄, filtered and concentrated *in vacuo*. Purification by flash chromatography (Silica, EtOAc/Hexanes) gave 3-phenyldihydro-2H-pyran-4(3H)-one (8.37 g, 47.5 mmol, 51.7 %
- 15 yield) as a slightly orange oil. ¹H NMR (500 MHz, CDCl₃) δ ppm 7.32 - 7.39 (2 H, m), 7.26 - 7.31 (1 H, m), 7.21 - 7.26 (2 H, m), 4.17 - 4.31 (2 H, m), 3.91 - 4.05 (2 H, m), 3.78 (1 H, dd, *J*=8.55, 6.10 Hz), 2.61 - 2.74 (1 H, m), 2.51 - 2.61 (1 H, m).

Intermediate I(3)

- 20 8-phenyl-7,8-dihydropyrano[3,4-c][1,3]oxazine-2,4(3H,5H)-dione



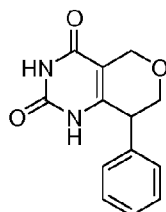
- A mixture of 3-phenyldihydro-2H-pyran-4(3H)-one (Intermediate I(2)) (3 g, 17.02 mmol) and carbonisocyanatidic chloride (10.48 g, 29.8 mmol) in a sealed tube was heated to 58°C and stirred for 1 h. The mixture was then brought to 130°C and stirred for an
- 25 additional 2 h. The reaction turned black during this time. After cooling to RT, the tar was taken up in EtOAc (100 mL). The resulting solution was washed with saturated aqueous sodium bicarbonate (2 x 50 mL), brine (50 mL), dried over MgSO₄, filtered and concentrated *in vacuo*. Purification by flash chromatography (Silica, EtOAc/Hexanes)

gave 8-phenyl-7,8-dihydropyrano[3,4-e][1,3]oxazine-2,4(3H,5H)-dione (2.58 g, 10.52 mmol, 61.8 % yield) as a brown solid. LC-MS $(M+H)^+ = 246.0$. 1H NMR (500 MHz, *MeOD*) δ ppm 7.34 - 7.41 (4 H, m), 7.29 - 7.34 (1 H, m), 4.42 - 4.63 (2 H, m), 4.08 - 4.15 (1 H, m), 3.94 (1 H, dd, $J=11.44$, 4.12 Hz), 3.85 (1 H, ddd, $J=4.20$, 2.44, 2.21 Hz).

5

Intermediate I(4)

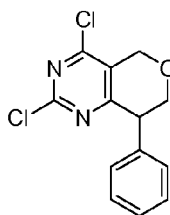
8-phenyl-7,8-dihydro-1H-pyrano[4,3-d]pyrimidine-2,4(3H,5H)-dione



A solution of 8-phenyl-7,8-dihydropyrano[3,4-e][1,3]oxazine-2,4(3H,5H)-dione (Intermediate I(3)) (2.58 g, 10.52 mmol) in ammonium hydroxide (28.7 mL, 736 mmol) was heated to 80 °C in a sealed tube and stirred overnight. The reaction mixture was then concentrated to dryness giving 8-phenyl-7,8-dihydro-1H-pyrano[4,3-d]pyrimidine-2,4(3H,5H)-dione. The crude material was carried on as-is. LC-MS $(M+H)^- = 245.2$.

15 *Preparation I*

2,4-dichloro-8-phenyl-7,8-dihydro-5H-pyrano[4,3-d]pyrimidine



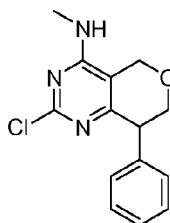
A mixture of 8-phenyl-7,8-dihydro-1H-pyrano[4,3-d]pyrimidine-2,4(3H,5H)-dione (Intermediate I(4)) (2569 mg, 10.52 mmol) and POCl₃ (29.400 mL, 315 mmol) was heated to 100 °C under microwave irradiation in a sealed tube for 1h. The resulting mixture was poured over ice. When all the ice was melted, the mixture was extracted with EtOAc (3 x 15 mL). The combined organic extracts were washed with brine (20 mL), dried over MgSO₄, filtered and concentrated *in vacuo*. Purification by flash chromatography (Silica, EtOAc/Hexanes) gave 2,4-dichloro-8-phenyl-7,8-dihydro-5H-pyrano[4,3-d]pyrimidine (194 mg, 0.690 mmol, 6.56 % yield). LC-MS $(M+H)^+ = 281.1$.

25

^1H NMR (500 MHz, *MeOD*) δ ppm 7.30 - 7.37 (2 H, m), 7.25 - 7.30 (1 H, m), 7.18 - 7.25 (2 H, m), 4.90 - 5.00 (1 H, m), 4.75 - 4.84 (1 H, m), 4.16 - 4.26 (2 H, m), 4.02 - 4.15 (1 H, m).

5 Preparation Ia

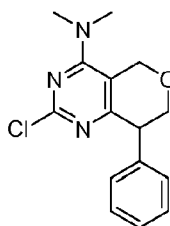
2-chloro-*N*-methyl-8-phenyl-7,8-dihydro-5H-pyrano[4,3-*d*]pyrimidin-4-amine



To a solution of 2,4-dichloro-8-phenyl-7,8-dihydro-5H-pyrano[4,3-*d*]pyrimidine (Preparation I) (194 mg, 0.690 mmol) in MeOH (6901 μL) was added methanamine hydrochloride (69.9 mg, 1.035 mmol) and *N,N*-Diisopropylethylamine (301 μL , 1.725 mmol). The resulting mixture was stirred at RT for 2 h. The reaction mixture was then concentrated *in vacuo*. Purification by flash chromatography (Silica, EtOAc/Hexanes) gave 2-chloro-*N*-methyl-8-phenyl-7,8-dihydro-5H-pyrano[4,3-*d*]pyrimidin-4-amine (126 mg, 0.457 mmol, 66.2 % yield). LC-MS ($\text{M}+\text{H}^+$) = 276.0. ^1H NMR (500 MHz, CDCl_3) δ ppm 7.28 (2 H, t, $J=7.32$ Hz), 7.20 - 7.25 (1 H, m), 7.14 - 7.20 (2 H, m), 4.47 - 4.62 (2 H, m), 4.47 (1 H, s), 4.00 - 4.11 (2 H, m), 3.95 (1 H, d, $J=3.36$ Hz), 3.08 (3 H, d, $J=4.88$ Hz).

Preparation Ib

2-Chloro-*N,N*-dimethyl-8-phenyl-7,8-dihydro-5H-pyrano[4,3-*d*]pyrimidin-4-amine



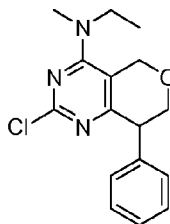
20

A solution of 2,4-dichloro-8-phenyl-7,8-dihydro-5H-pyrano[4,3-*d*]pyrimidine (135 mg, 0.480 mmol) and excess dimethylamine (216 mg, 4.80 mmol) in MeOH (2 mL) was stirred at rt for 1.5 h. The solvent was removed in vacuum to afford 2-chloro-*N,N*-

dimethyl-8-phenyl-7,8-dihydro-5H-pyrano[4,3-*d*]pyrimidin-4-amine (139 mg, 0.480 mmol, 100 % yield). LC-MS (M+H)⁺ = 290.3.

Preparation Ic

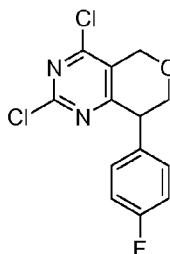
5 2-Chloro-*N*-ethyl-*N*-methyl-8-phenyl-7,8-dihydro-5H-pyrano[4,3-*d*]pyrimidin-4-amine



A solution of 2,4-dichloro-8-phenyl-7,8-dihydro-5H-pyrano[4,3-*d*]pyrimidine (135 mg, 0.480 mmol) and excess *N*-methylethanamine (284 mg, 4.80 mmol) in MeOH (2 mL) was stirred at rt for 1 h. The solvent was removed in vacuum to afford 2-chloro-
10 *N*-ethyl-*N*-methyl-8-phenyl-7,8-dihydro-5H-pyrano[4,3-*d*]pyrimidin-4-amine (146 mg, 0.481 mmol, 100 % yield). LC-MS (M+H)⁺ = 304.2.

Preparation J:

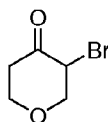
2,4-dichloro-8-(4-fluorophenyl)-7,8-dihydro-5H-pyrano[4,3-*d*]pyrimidine



15

Intermediate J(1):

3-bromodihydro-2H-pyran-4(3H)-one

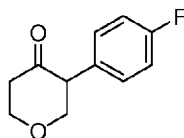


To a cooled solution of dihydro-2H-pyran-4(3H)-one (10.0 g, 99.8 mmol) in THF
20 was added a solution of pyrrolidone hydrotribromide (49.54 g, 99.8 mmol) in THF over a period of 10 min. at 0 °C. The reaction mixture was allowed to come to room temperature and stirred for 2 h. The solvent was removed under reduced pressure and the

residue was diluted with ethyl acetate (300 mL). The organic solution was washed with aqueous saturated NaHCO_3 (100 mL), water (100 mL x 2), brine solution (50 mL), dried over anhydrous Na_2SO_4 and evaporated under reduced pressure to give 3-bromodihydro-2H-pyran-4(3H)-one (12.0 g, 67%) as oily liquid. The crude compound was taken to the next step without further purification. ^1H NMR (400 MHz, $\text{DMSO}-d_6$): δ ppm 4.89-4.87 (1H, m) 4.28-4.27 (1H, m) 4.25-4.4.24 (1H, m) 3.85-3.74 (2H, m) 2.71-2.66 (2H, m).

Intermediate J(2):

3-(4-fluorophenyl)dihydro-2H-pyran-4(3H)-one



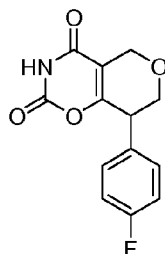
10

To a solution of Intermediate J(1) (12.0 g, 66.9 mmol) in benzene was added 2 M solution of 4-fluorophenyl magnesium bromide in ether (13.34 g, 33.48 mL, 66.9 mmol) at 0 °C. The reaction mixture was stirred at room temperature for 40 min. The reaction mixture was quenched with aqueous 1.5 N HCl (80 mL). The organic layer was separated and the aqueous layer was extracted with ethyl acetate (100 x 2). The combined organic layer was washed with water (100 mL x 2), brine solution (50 mL), dried over anhydrous Na_2SO_4 and evaporated under reduced pressure to give crude compound as oily liquid. The crude compound was dissolved in benzene and was added a solution of 4-fluorophenyl magnesium bromide in ether (9.7 g, 24.5 mL, 49.0 mmol) at 0 °C. The reaction mixture was heated at reflux for 30 min. The reaction mixture was quenched with aqueous 1.5 N HCl (50 mL). The organic layer was separated and the aqueous layer was extracted with ethyl acetate (100 x 2). The combined organic layer was washed with water (100 mL x 2), brine solution (50 mL), dried over anhydrous Na_2SO_4 and evaporated under reduced pressure to give crude compound. The crude compound was purified by column chromatography (Silica gel, 230- 400 mesh) using 5% ethyl acetate in pet-ether as mobile phase to give 3-(4-fluorophenyl)dihydro-2H-pyran-4(3H)-one (3.0 g, 36%) as oily liquid. LC-MS ($\text{M}+\text{H}^+$) = 195.2. ^1H NMR (400 MHz, chloroform-*d*): δ ppm 7.7.21-7.18 (2H, m), 7.06-7.01 (2H, m), 4.28-4.21 (2H, m), 3.99-3.91 (2H, m), 3.79-3.76 (1H, m) 2.72-2.67 (1H, m) 2.64-2.55 (1H, m).

30

Intermediate J(3)

8-(4-fluorophenyl)-7,8-dihydropyrano[3,4-e][1,3]oxazine-2,4(3H,5H)-dione

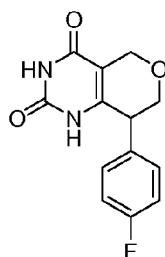


A solution of Intermediate J(2) (1.5 g, 7.72 mmol) and N-chlorocarbonyl
 5 isocyanate (0.97 g, 9.2 mmol) was heated at 58 °C under nitrogen atmosphere for 1 h.
 Then, the reaction temperature was increased to 130 °C and maintained for 2 h. The
 reaction mass was diluted with ethyl acetate (50 mL). The resulting organic solution was
 washed with saturated NaHCO₃ (25 mL), brine solution (25 mL), dried over anhydrous
 Na₂SO₄ and evaporated under reduced pressure to get crude compound. The crude
 10 compound was purified by column chromatography (Silica gel, 60-120 mesh) using 50%
 ethyl acetate in pet-ether as mobile phase to give 8-(4-fluorophenyl)-7,8-
 dihydropyrano[3,4-e][1,3]oxazine-2,4(3H,5H)-dione (0.8 g, 38%) as brown solid. LC-
 MS (M-H) = 262.0. ¹H NMR (400 MHz, DMSO-*d*₆): δ ppm 11.97 (1H, s), 7.43-7.39
 (2H, m), 7.21-7.16 (2H, m), 4.48-4.32 (2H, m), 4.05 (2H, m), 3.77 (1H, m).

15

Intermediate J(4)

8-(4-fluorophenyl)-7,8-dihydro-1H-pyrano[4,3-d]pyrimidine-2,4(3H,5H)-dione



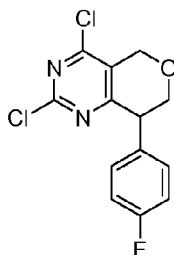
A solution of Intermediate J(3) (0.8 g, 3.0 mmol) in aqueous ammonia (50 mL)
 20 was heated at reflux for 18 h. The excess ammonia was removed under reduced pressure
 and the aqueous solution was extracted with ethyl acetate (25 mL x 4). The combined
 organic layer was washed with brine solution (25 mL), dried over anhydrous Na₂SO₄ and
 evaporated under reduced pressure to give 8-(4-fluorophenyl)-7,8-dihydro-1H-

pyrano[4,3-d]pyrimidine-2,4(3H,5H)-dione (0.4 g, 50%). The crude compound was taken to the next step without further purification. LC-MS (M+H)⁺ = 263.4. ¹H NMR (400 MHz, DMSO-*d*₆): δ ppm 11.16 (1H, s), 10.79 (1H, s), 7.33-7.29 (2H, m), 7.19-7.15 (2H, m), 4.43 (1H, m), 4.25 (1H, m), 3.90 (1H, m), 3.75-3.68 (2H, m).

5

Preparation J

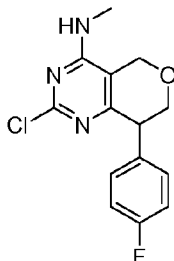
2,4-dichloro-8-(4-fluorophenyl)-7,8-dihydro-5H-pyrano[4,3-d]pyrimidine



A solution of Intermediate J(4) (0.7 g, 2.6 mmol) and catalytic amount of DMF in POCl₃ (20 vol.) was heated at reflux for 18 h. The excess of POCl₃ was evaporated under reduced pressure. The residue was poured in to crushed ice and stirred for 15 min. The aqueous solution was extracted with ethyl acetate (20 mL x 2). The combined organic layer was washed with aqueous saturated NaHCO₃ (50 mL x 2), brine solution (25 mL), dried over Na₂SO₄ and evaporated under reduced pressure to give 2,4-dichloro-8-(4-fluorophenyl)-7,8-dihydro-5H-pyrano[4,3-d]pyrimidine (0.79 g) as crude compound. The crude compound was taken to the next step without further purification. LC-MS (M+H)⁺ = 299.0.

Preparation Ja

2-chloro-8-(4-fluorophenyl)-N-methyl-7,8-dihydro-5H-pyrano[4,3-d]pyrimidin-4-amine



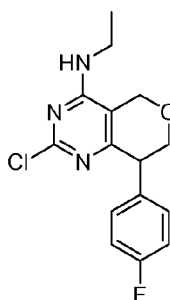
To a solution of Preparation J (0.7 g, 2.3 mmol) in methanol was added Cs₂CO₃ (1.49 g, 4.6 mmol) followed by addition of methylamine hydrochloride (0.78 g, 11.7

mmol) at room temperature. The reaction mixture was stirred at room temperature for 18 h. The solvent was removed under reduced pressure and the residue diluted with ethyl acetate (25 mL), washed with water (25 mL), brine solution (25 mL), dried over anhydrous Na_2SO_4 and evaporated under reduced pressure to get crude compound. The crude compound was purified by column chromatography (60-120 mesh) using 50% ethyl acetate in pet-ether as mobile phase to give 2-chloro-8-(4-fluorophenyl)-N-methyl-7,8-dihydro-5H-pyrano[4,3-d]pyrimidin-4-amine (0.34 g, 49%) as off-white solid. LC-MS $(\text{M}+\text{H})^+ = 294.2$. ^1H NMR (400 MHz, $\text{DMSO}-d_6$): δ ppm 7.22-7.19 (2H, m), 7.13-7.07 (2H, m), 4.91 (1H, m), 4.75 (1H, m), 4.12-4.08 (2H, m), 3.74 (1H, m), 3.05 (6H, s).

10

Preparation Jb

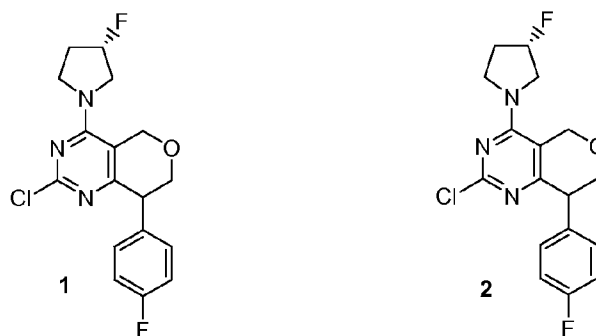
2-chloro-N-ethyl-8-(4-fluorophenyl)-7,8-dihydro-5H-pyrano[4,3-d]pyrimidin-4-amine



To a solution of Preparation J (0.350 g, 1.17 mmol) in methanol was added diisopropylethylamine (0.30 g, 2.2 mmol) followed by ethylamine hydrochloride (0.113 g, 1.17 mmol) at room temperature. The reaction mixture was stirred at room temperature for 18 h. The solvent was removed under reduced pressure and the residue diluted with ethyl acetate (25 mL), washed with water (25 mL), brine solution (25 mL), dried over anhydrous Na_2SO_4 and evaporated under reduced pressure to get crude compound. The crude compound was purified by column chromatography (60-120 mesh) using 50-55% ethyl acetate in pet-ether as mobile phase to give 2-chloro-N-ethyl-8-(4-fluorophenyl)-7,8-dihydro-5H-pyrano[4,3-d]pyrimidin-4-amine (0.16 g, 60%) as off-white solid. LC-MS $(\text{M}+\text{H})^+ = 308.2$.

25 *Preparation Jc1 and Jc2*

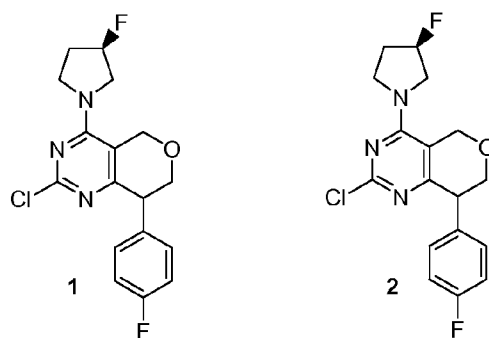
2-chloro-8-(4-fluorophenyl)-4-((S)-3-fluoropyrrolidin-1-yl)-7,8-dihydro-5H-pyrano[4,3-d]pyrimidine



To a solution of Preparation J (0.70 g, 2.34 mmol) in methanol was added diisopropylethylamine (0.60 g, 4.6 mmol) followed by (R)-3-fluoropyrrolidine (0.58 g, 4.6 mmol) at room temperature. The reaction mixture was stirred at room temperature for 18 h. The solvent was removed under reduced pressure and the residue was purified by prep-HPLC (40% ethanol in hexane) to give 2-chloro-8-(4-fluorophenyl)-4-((S)-3-fluoropyrrolidin-1-yl)-7,8-dihydro-5H-pyrano[4,3-d]pyrimidine (0.90 g, 11% Isomer 1, 0.110 g, 13% Isomer 2) as off-white solid. LC-MS (M+H)⁺ = 352.2. ¹H NMR (400 MHz, DMSO-*d*₆): δ ppm 7.24 (2H, m), 7.13 (2H, m), 5.40 (1H, m), 4.12 (1H, d, *J* = 14.8 Hz), 4.88 (1H, d, *J* = 14.8 Hz), 4.14-4.09 (2H, m), 3.91-3.81 (3H, m), 3.75-3.66 (2H, m), 2.51-2.18 (2H, m).

Preparation Jd 1 and Jd2

2-chloro-8-(4-fluorophenyl)-4-((R)-3-fluoropyrrolidin-1-yl)-7,8-dihydro-5H-pyrano[4,3-d]pyrimidine



To a solution of Preparation J (0.70 g, 2.34 mmol) in methanol was added diisopropylethylamine (0.60 g, 4.6 mmol) followed by (S)-3-fluoropyrrolidine (0.58 g, 4.6 mmol) at room temperature. The reaction mixture was stirred at room temperature for 18 h. The solvent was removed under reduced pressure and the residue was purified by

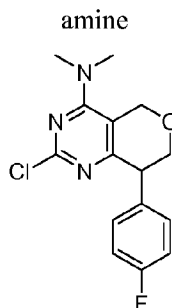
prep-HPLC (40% ethanol in hexane) to give 2-chloro-8-(4-fluorophenyl)-4-((R)-3-fluoropyrrolidin-1-yl)-7,8-dihydro-5H-pyrano[4,3-d]pyrimidine (0.100 g, 12% Isomer 1, 0.110 g, 13% Isomer 2) as off-white solid. LC-MS (M+H)⁺ = 352.2.

Jd1: ¹H NMR (400 MHz, DMSO-*d*6): δ ppm 7.24 (2H, m), 7.13 (2H, m), 5.40 (1H, m), 4.12 (1H, d, *J* = 14.4 Hz), 4.88 (1H, d, *J* = 14.4 Hz), 4.11 (2H, m), 3.94-3.89 (3H, m), 3.72-3.58 (2H, m), 2.20-2.01 (2H, m).

Jd2: ¹H NMR (400 MHz, DMSO-*d*6): δ ppm 7.21 (2H, m), 7.13 (2H, m), 5.39 (1H, m), 5.02 (2H, m), 4.02-3.97 (2H, m), 3.91-3.84 (4H, m), 3.73 (1H, m), 2.23-2.01 (2H, m).

10 Preparation Je

2-chloro-8-(4-fluorophenyl)-N,N-dimethyl-7,8-dihydro-5H-pyrano[4,3-d]pyrimidin-4-amine

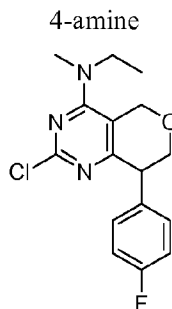


To a solution of Preparation J (0.7 g, 2.3 mmol) in methanol was added Cs₂CO₃ (1.49 g, 4.6 mmol) followed by addition of dimethylamine hydrochloride (0.95 g, 11.7 mmol) at room temperature. The reaction mixture was stirred at room temperature for 18 h. The solvent was removed under reduced pressure and the residue diluted with ethyl acetate (50 mL), washed with water (25 mL), brine solution (25 mL), dried over anhydrous Na₂SO₄ and evaporated under reduced pressure to get crude compound. The crude compound was purified by column chromatography (60-120 mesh) using 40% ethyl acetate in pet-ether as mobile phase to give 2-chloro-8-(4-fluorophenyl)-N,N-dimethyl-7,8-dihydro-5H-pyrano[4,3-d]pyrimidin-4-amine (0.35 g, 49%) as off-white solid. LC-MS (M+H)⁺ = 308.2. This compound was taken to the next step without further purification.

25

Preparation Jf

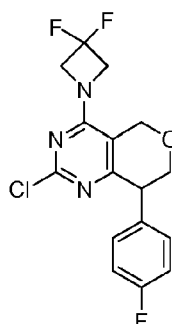
2-chloro-N-ethyl-8-(4-fluorophenyl)-N-methyl-7,8-dihydro-5H-pyrano[4,3-d]pyrimidin-4-amine



- 5 To a solution of Preparation J (0.7 g, 2.3 mmol) in methanol was added Cs_2CO_3 (1.49 g, 4.6 mmol) followed by addition of ethylmethylamine hydrochloride (1.1 g, 11.7 mmol) at room temperature. The reaction mixture was stirred at room temperature for 18 h. The solvent was removed under reduced pressure and the residue diluted with ethyl acetate (25 mL), washed with water (25 mL), brine solution (25 mL), dried over
- 10 anhydrous Na_2SO_4 and evaporated under reduced pressure to get crude compound. The crude compound was purified by column chromatography (60-120 mesh) using 50% ethyl acetate in pet-ether as mobile phase to give 2-chloro-N-ethyl-8-(4-fluorophenyl)-N-methyl-7,8-dihydro-5H-pyrano[4,3-d]pyrimidin-4-amine (0.39 g, 52%) as off-white solid. LC-MS $(\text{M}+\text{H})^+ = 322.2$. This compound was taken to the next step without further
- 15 purification.

Preparation Jg

2-chloro-4-(3,3-difluoroazetidin-1-yl)-8-(4-fluorophenyl)-7,8-dihydro-5H-pyrano[4,3-d]pyrimidine



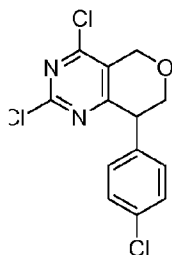
20

To a solution of Preparation J (0.7 g, 2.3 mmol) in methanol was added Cs_2CO_3 (1.49 g, 4.6 mmol) followed by addition of 3,3-difluoroazetidine hydrochloride (0.60 g, 4.6 mmol) at room temperature. The reaction mixture was stirred at room temperature for 18 h. The solvent was removed under reduced pressure and the residue diluted with ethyl acetate (25 mL), washed with water (25 mL), brine solution (25 mL), dried over anhydrous Na_2SO_4 and evaporated under reduced pressure to get crude compound. The crude compound was purified by column chromatography (60-120 mesh) using 50% ethyl acetate in pet-ether as mobile phase to give 2-chloro-4-(3,3-difluoroazetidin-1-yl)-8-(4-fluorophenyl)-7,8-dihydro-5H-pyrano[4,3-d]pyrimidine (0.42 g, 50%) as off-white solid.

LC-MS $(\text{M}+\text{H})^+ = 355.2$. This compound was taken to the next step without further purification.

Preparation K

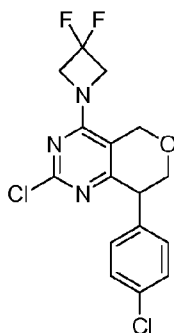
2,4-dichloro-8-(4-chlorophenyl)-7,8-dihydro-5H-pyrano[4,3-d]pyrimidine



The title compound was prepared in the analogous fashion to Preparation J, as a pale yellow solid. LC-MS $(\text{M}+\text{H})^+ = 315.0$. ^1H NMR (400 MHz, CDCl_3) δ ppm 7.30 (2H, dd, $J = 2.0, 6.4$ Hz), 7.17 (2H, dd, $J = 2.0, 6.4$ Hz), 4.91 (1H, d, $J = 16.4$ Hz), 4.76 (1H, d, $J = 16.0$ Hz), 4.18 - 4.09 (3H, m).

Preparation Ka

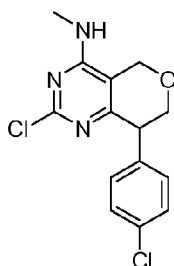
2-chloro-8-(4-chlorophenyl)-4-(3,3-difluoroazetidin-1-yl)-7,8-dihydro-5H-pyrano[4,3-d]pyrimidine



2,4-dichloro-8-(4-chlorophenyl)-7,8-dihydro-5H-pyrano[4,3-d]pyrimidine
(Preparation K) (500 mg, 1.584 mmol) and 3,3-Difluoroazetidine hydrochloride (308 mg,
 2.377 mmol) were combined and purified as per *Preparation Ha* to give 2-chloro-8-(4-
 5 chlorophenyl)-4-(3,3-difluoroazetidin-1-yl)-7,8-dihydro-5H-pyrano[4,3-d]pyrimidine
 (400 mg, 1.075 mmol, 67.8 % yield) as a white solid. LC-MS (M+H)⁺ = 372.0. ¹H NMR
 (500 MHz, CDCl₃) δ ppm 7.22 - 7.34 (2 H, m), 7.12 (2 H, d, *J*=8.24 Hz), 4.63 - 4.85 (2 H,
 m), 4.46 - 4.64 (3 H, m), 4.04 - 4.17 (1 H, m), 3.91 - 4.04 (2 H, m).

10 *Preparation Kb*

2-chloro-8-(4-chlorophenyl)-N-methyl-7,8-dihydro-5H-pyrano[4,3-d]pyrimidin-4-amine

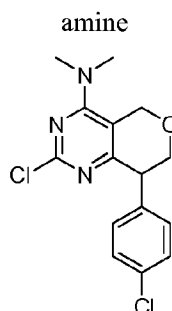


2,4-dichloro-8-(4-chlorophenyl)-7,8-dihydro-5H-pyrano[4,3-d]pyrimidine (
Preparation K) (500 mg, 1.584 mmol) and methanamine hydrochloride (160 mg, 2.377
 15 mmol) were combined and purified as per *Preparation Ha* to give 2-chloro-8-(4-
 chlorophenyl)-N-methyl-7,8-dihydro-5H-pyrano[4,3-d]pyrimidin-4-amine (150 mg,
 0.484 mmol, 30.5 % yield). LC-MS (M+H)⁺ = 310.0. ¹H NMR (500 MHz, CDCl₃) δ
 ppm 7.22 - 7.31 (2 H, m), 7.13 (2 H, d, *J*=8.55 Hz), 4.46 - 4.64 (1 H, m), 4.43 (1 H, br.
 s.), 3.97 - 4.14 (1 H, m), 3.91 (1 H, d, *J*=3.36 Hz), 3.09 (3 H, d, *J*=4.88 Hz).

20

Preparation Kc

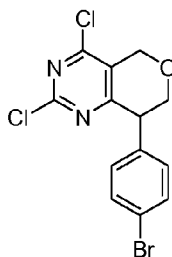
2-chloro-8-(4-chlorophenyl)-N,N-dimethyl-7,8-dihydro-5H-pyrano[4,3-d]pyrimidin-4-



- 5 2,4-dichloro-8-(4-chlorophenyl)-7,8-dihydro-5H-pyrano[4,3-d]pyrimidine
 (*Preparation K*) (500 mg, 1.584 mmol) and Dimethylamine (2.0 M in THF) (1.188 mL,
 2.377 mmol) were combined and purified as per *Preparation Ha* to give 2-chloro-8-(4-
 chlorophenyl)-N,N-dimethyl-7,8-dihydro-5H-pyrano[4,3-d]pyrimidin-4-amine (400 mg,
 1.234 mmol, 78 % yield) as a white solid. LC-MS (M+H)⁺ = 324.0. ¹H NMR (500 MHz,
 10 CDCl₃) δ ppm 7.20 - 7.31 (2 H, m), 7.04 - 7.15 (2 H, m), 4.70 - 4.89 (2 H, m), 4.17 (1 H,
 dd, *J*=11.60, 5.49 Hz), 4.05 (1 H, t, *J*=5.49 Hz), 3.87 (1 H, dd, *J*=11.60, 5.49 Hz), 3.05 -
 3.19 (6 H, m).

Preparation L

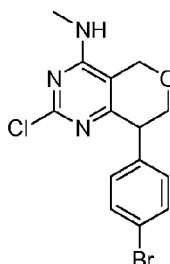
- 15 2,4-dichloro-8-(4-bromophenyl)-7,8-dihydro-5H-pyrano[4,3-d]pyrimidine



- The title compound was prepared in the analogous fashion to *Preparation J*, as a
 pale yellow solid. LC-MS (M+H)⁺ = 359.0. ¹H NMR (400 MHz, CD₃OD) δ ppm 7.52
 (2H, d, *J* = 8.4 Hz), 7.22 (2H, d, *J* = 8.4 Hz), 4.87 (1H, d, *J* = 16.0 Hz), 4.30 (1H, t, *J* =
 20 4.6 Hz), 4.14 (1H, dd, *J* = 4.6, 11.4 Hz), 3.95 (1H, dd, *J* = 4.8, 11.6 Hz).

Preparation La

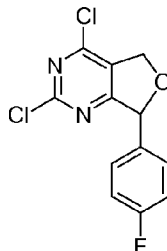
8-(4-bromophenyl)-2-chloro-N-methyl-7,8-dihydro-5H-pyrano[4,3-d]pyrimidin-4-amine



8-(4-bromophenyl)-2,4-dichloro-7,8-dihydro-5H-pyrano[4,3-d]pyrimidine
(*Preparation L*) (500 mg, 1.389 mmol) and methanamine hydrochloride (141 mg, 2.083
mmol) were combined and purified as per *Preparation Ha* to give 8-(4-bromophenyl)-2-
5 chloro-N-methyl-7,8-dihydro-5H-pyrano[4,3-d]pyrimidin-4-amine (210 mg, 0.592 mmol,
42.6 % yield). LC-MS (M+H)⁺ = 356.0. ¹H NMR (500 MHz, *MeOD*) δ ppm 7.46 (2 H,
d, *J*=8.24 Hz), 7.13 (2 H, d, *J*=8.55 Hz), 4.43 - 4.71 (2 H, m), 4.09 (1 H, dd, *J*=11.44,
4.12 Hz), 3.92 - 4.03 (1 H, m), 3.86 (1 H, d, *J*=3.05 Hz), 3.00 (3 H, s).

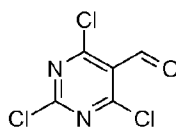
10 *Preparation M*

2,4-dichloro-7-(4-fluorophenyl)-5,7-dihydrofuro[3,4-d]pyrimidine



Intermediate M(1)

ethyl 2-hydroxy-2-phenylacetate

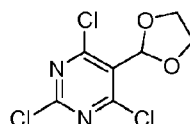


15

A solution of pyrimidine-2,4,6-triol (10.0 g, 78.2 mmol), DMF (12 mL) in POCl₃
(10 vol.) was heated at reflux for 15 h. The excess of POCl₃ was evaporated under
reduced pressure. The residue was poured in to crushed ice. The precipitated solid was
filtered and washed with water to give 2,4,6-trichloropyrimidine-5-carbaldehyde (8.0 g,
20 47%) as yellow solid. This compound was taken to the next step without further
purification.

Intermediate M(2)

2,4,6-trichloro-5-(1,3-dioxolan-2-yl)pyrimidine

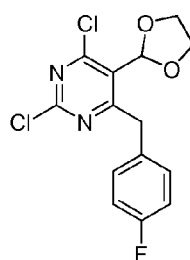


5 To a solution of Intermediate M(1) (5.0 g, 23.6 mmol) in dry benzene was added ethylene glycol (4.0 mL, 64.5 mmol) followed by *p*-toluenesulfonic acid (0.15 g, 0.87 mmol) at room temperature. The reaction mixture was heated at reflux for 20 h. The reaction mixture was filtered and washed with warm benzene. The filtrate was evaporated under reduced pressure and the residue was purified by column
10 chromatography (Silica gel, 60-120 mesh) using 10% ethyl acetate in pet-ether as mobile phase to give (4.5 g, 75%) as off-white solid. LC-MS (M+H)⁺ = 256.0. ¹H NMR (400 MHz, DMSO-*d*₆): δ ppm 9.6 (1H, s), 7.99 (1H, s), 7.98 (1H, s), 7.76-7.41 (3H, m), 7.23-7.13 (4H, m), 5.87 (1H, s), 5.33 (1H, dd, *J* = 27, 8 Hz), 5.17 (1H, dd, *J* = 27, 8), 4.67 (4H, m), 3.72 (3H, s).

15

Intermediate M(3)

2,4-dichloro-5-(1,3-dioxolan-2-yl)-6-(4-fluorobenzyl)pyrimidine

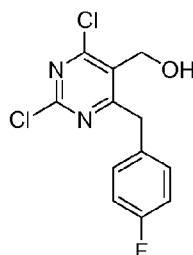


To a solution of Intermediate M(2) (4.0 g, 15.6 mmol) in dry diethyl ether was
20 added 4-fluorobenzyl magnesium bromide (75.2 mL, 18.8 mmol, 0.25 M solution in THF) at 0 °C. The reaction mixture was allowed to come to room temperature and stirred for 4 h. The reaction mixture was quenched with aqueous saturated ammonium chloride. The organic layer was separated and the aqueous layer was extracted with diethyl ether (50 mL x 2). The combined organic layer was washed with water, dried over anhydrous
25 Na₂SO₄ and evaporated to get crude compound. The crude compound was purified by combiflash using 1.4% ethyl acetate in pet ether as mobile phase to give 2,4-dichloro-5-

(1,3-dioxolan-2-yl)-6-(4-fluorobenzyl)pyrimidine (2.2 g, 43.1%) as off-white solid. LC-MS (M-H) = 327.0. ¹H NMR (400 MHz, DMSO-*d*₆): δ ppm 7.26 (2H, m), 7.10 (2H, m), 6.19 (1H, s), 4.25 (2H, s), 4.19 (2H, m), 4.02 (2H, m).

5 Intermediate M(4)

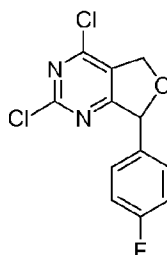
(2,4-dichloro-6-(4-fluorobenzyl)pyrimidin-5-yl)methanol



To a solution of Intermediate M(3) (2.0 g, 6.07 mmol) in THF was added aqueous 6 N HCl over a period of 5 min. at room temperature. The reaction mixture was heated at reflux for 1 h. The reaction volume was reduced to half and the solution was extracted with diethyl ether (50 mL x 2). The combined organic layer was washed with water (50 mL), brine solution (50 mL), dried over anhydrous Na₂SO₄ and evaporated under reduced pressure to get crude compound (1.2 g). The crude compound was dissolved in methanol and cooled to 0 °C. Sodium borohydride (0.234 g) was added to the reaction mixture. The resulting solution was allowed to come to room temperature and stirred for 1 h. The reaction mixture was quenched with aqueous saturated ammonium chloride, and then solvent was evaporated under reduced pressure. The residue was diluted with ethyl acetate (50 mL). The organic solution was washed with water (25 mL), brine solution (25 mL), dried over anhydrous Na₂SO₄ and evaporated under reduced pressure to get crude compound. The crude compound was purified by column chromatography (Silica gel, 60-120 mesh) using 20% ethyl acetate in pet ether as mobile phase to give (2,4-dichloro-6-(4-fluorobenzyl)pyrimidin-5-yl)methanol (1.0 g, 58%) as oily liquid. LC-MS (M+H)⁺ = 488.1. ¹H NMR (300 MHz, CDCl₃): δ ppm 7.25 (2H, m), 7.01 (2H, m), 4.82 (2H, m), 4.27 (2H, s).

Preparation M

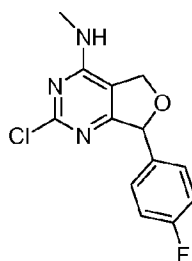
2,4-dichloro-7-(4-fluorophenyl)-5,7-dihydrofuro[3,4-d]pyrimidine



To a solution of Intermediate M(4) (1.0 g, 3.48 mmol) in dry benzene (100 mL) was added Cs_2CO_3 (0.4 g, 3.48 mmol) followed by lead tetra acetate (0.3 g, 3.48 mmol) at room temperature (the color of the reaction mixture was changed from colorless to brown). The reaction mass was heated at reflux for 18 h using Dean Stark apparatus. The reaction mixture was filtered through celite bed and washed with diethyl ether. The filtrate was evaporated under reduced pressure and the residue was diluted with diethyl ether. The organic solution was washed with water (25 mL x 2), aqueous saturated NaHCO_3 , brine solution (10 mL), dried over anhydrous Na_2SO_4 and evaporated under reduced pressure to get crude compound. The crude compound was purified by Combiflash using 0.9% ethyl acetate in pet-ether as mobile phase to give 2,4-dichloro-7-(4-fluorophenyl)-5,7-dihydrofuro[3,4-d]pyrimidine (0.250 mg, 30%) as oily liquid. LC-MS ($\text{M}+\text{H}$) = 485.0. ^1H NMR (400 MHz, methanol- d_4): δ ppm 7.48-7.44 (2H, m), 7.16-7.12 (2H, m), 6.15 (1H, s), 5.40 (1H, dd, $J = 13.6$ Hz), 5.27 (1H, dd, $J = 13.6$).

Preparation Ma

2-chloro-7-(4-fluorophenyl)-N-methyl-5,7-dihydrofuro[3,4-d]pyrimidin-4-amine

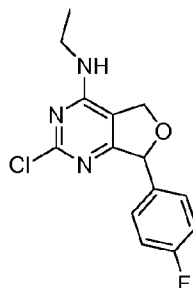


2,4-dichloro-7-(4-fluorophenyl)-5,7-dihydrofuro[3,4-d]pyrimidine (Preparation M) (250 mg, 0.877 mmol) and methanamine hydrochloride (89 mg, 1.315 mmol) were combined and purified as per Preparation Ia to give 2-chloro-7-(4-fluorophenyl)-N-methyl-5,7-dihydrofuro[3,4-d]pyrimidin-4-amine (149 mg, 0.533 mmol, 60.8 % yield).

LC-MS (M+H)⁺ = 280.0. ¹H NMR (500 MHz, MeOD) δ ppm 7.31 - 7.44 (2 H, m), 7.05 - 7.17 (2 H, m), 5.80 - 5.95 (1 H, m), 4.94 - 5.21 (2 H, m), 2.93 - 3.07 (3 H, m).

Preparation Mb

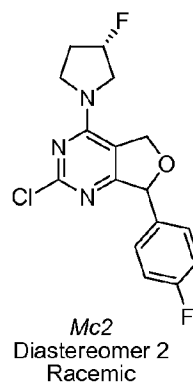
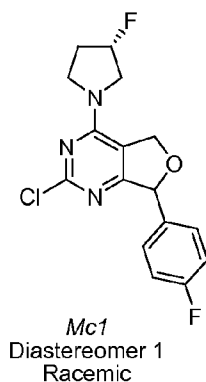
- 5 2-chloro-N-ethyl-7-(4-fluorophenyl)-5,7-dihydrofuro[3,4-d]pyrimidin-4-amine



- 2,4-dichloro-7-(4-fluorophenyl)-5,7-dihydrofuro[3,4-d]pyrimidine (Preparation M) (125 mg, 0.438 mmol) and ethylamine hydrochloride (53.6 mg, 0.658 mmol) were combined and purified as per Preparation Ha to give 2-chloro-N-ethyl-7-(4-fluorophenyl)-5,7-dihydrofuro[3,4-d]pyrimidin-4-amine (38.17 mg, 0.130 mmol, 29.6 % yield). LC-MS (M+H)⁺ = 294.0. ¹H NMR (500 MHz, CDCl₃) δ ppm 7.24 - 7.38 (2 H, m), 6.92 - 7.08 (2 H, m), 5.73 - 5.98 (1 H, m), 4.83 - 5.21 (2 H, m), 3.36 - 3.63 (2 H, m), 1.13 - 1.28 (3 H, m).

- 15 *Preparations Mc1 and Mc2*

2-chloro-7-(4-fluorophenyl)-4-((S)-3-fluoropyrrolidin-1-yl)-5,7-dihydrofuro[3,4-d]pyrimidine



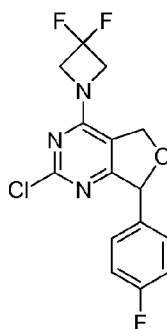
- 2,4-dichloro-7-(4-fluorophenyl)-5,7-dihydrofuro[3,4-d]pyrimidine (Preparation M) (125 mg, 0.438 mmol) and (S)-3-fluoropyrrolidine, HCl (83 mg, 0.658 mmol) were

combined and purified as per Preparation Ha to give 2-chloro-7-(4-fluorophenyl)-4-((S)-3-fluoropyrrolidin-1-yl)-5,7-dihydrofuro[3,4-d]pyrimidine (*Mc1*, Diastereomer 1, first to elute) (49 mg, 0.145 mmol, 33.1 % yield). LC-MS (M+H)⁺ = 338.0.

- 5 (*Mc2*, Diastereomer 2, second to elute) (40 mg, 0.118 mmol, 27.0 % yield).
LC-MS (M+H)⁺ = 338.0. The relative stereochemistry of *Mc1* and *Mc2* was not determined.

Preparation Md

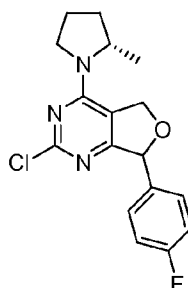
- 10 2-chloro-4-(3,3-difluoroazetidin-1-yl)-7-(4-fluorophenyl)-5,7-dihydrofuro[3,4-d]pyrimidine



- To a solution of Preparation M (0.05 g, 0.176 mmol) in methanol was added diisopropylethylamine (0.045 g, 0.30 mmol) followed by addition of 3,3-difluoroazetidine
15 hydrochloride (0.03 g, 0.193 mmol) at room temperature. The reaction mixture was stirred at room temperature for 18 h. The solvent was removed under reduced pressure and the residue was purified by column chromatography (60-120 mesh) using 6% ethyl acetate in pet-ether as mobile phase to give 2-chloro-4-(3,3-difluoroazetidin-1-yl)-7-(4-fluorophenyl)-5,7-dihydrofuro[3,4-d]pyrimidine (0.035 g, 46%) as white solid. LC-MS
20 (M+H)⁺ = 342.2.

Preparation Me

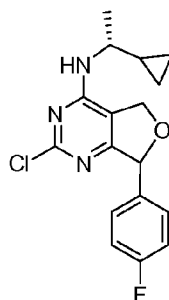
2-chloro-7-(4-fluorophenyl)-4-((S)-2-methylpyrrolidin-1-yl)-5,7-dihydrofuro[3,4-d]pyrimidine



2,4-dichloro-7-(4-fluorophenyl)-5,7-dihydrofuro[3,4-d]pyrimidine (Preparation M) was reacted as described in Preparation Hp1 and Hp2 with (S)-2-methylpyrrolidine *p*-toluenesulfonate salt to afford 2-chloro-7-(4-fluorophenyl)-4-((S)-2-methylpyrrolidin-1-yl)-5,7-dihydrofuro[3,4-d] pyrimidine (Preparation Me) as a mixture of 2 diastereomers. LC-MS (M+H)⁺ = 334.1.

Preparation Mf

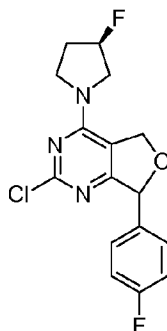
2-chloro-N-((R)-1-cyclopropylethyl)-7-(4-fluorophenyl)-5,7-dihydrofuro[3,4-d]pyrimidin-4-amine



To a solution of 2,4-dichloro-7-(4-fluorophenyl)-5,7-dihydrofuro[3,4-d]pyrimidine (Preparation M) (150 mg, 0.526 mmol) in THF (2631 μ L) was added (R)-1-cyclopropylethanamine, HCl (128 mg, 1.052 mmol) and DIEA (368 μ L, 2.105 mmol). The mixture was heated at 40 °C for 2 h and stirred at RT overnight. The mixture was concentrated and purified by column chromatography on silica gel to give 2-chloro-N-((R)-1-cyclopropylethyl)-7-(4-fluorophenyl)-5,7-dihydrofuro[3,4-d]pyrimidin-4-amine (Preparation Mf) (25 mg, 0.075 mmol, 14.24 % yield) as a mixture of 2 diastereomers. LC-MS (M+H)⁺ = 334.1.

Preparation Mg

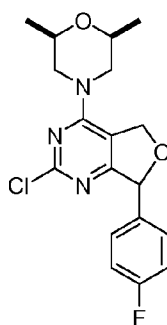
2-chloro-7-(4-fluorophenyl)-4-((R)-3-fluoropyrrolidin-1-yl)-5,7-dihydrofuro[3,4-d]pyrimidine



- 5 2,4-dichloro-7-(4-fluorophenyl)-5,7-dihydrofuro[3,4-d]pyrimidine (Preparation M) was reacted as described in Preparation Xa with (R)-3-fluoropyrrolidine, HCl to give 2-chloro-7-(4-fluorophenyl)-4-((R)-3-fluoropyrrolidin-1-yl)-5,7-dihydrofuro[3,4-d]pyrimidine (Preparation Mg). LC-MS (M+H)⁺ = 338.1. ¹H NMR (400 MHz, CDCl₃) δ ppm 7.33 - 7.47 (m, 2 H) 7.00 - 7.14 (m, 2 H) 5.83 - 5.97 (m, 1 H) 5.54 (dd, J=11.33, 3.53 Hz, 1 H) 5.36 - 5.49 (m, 2 H) 3.88 - 4.00 (m, 1 H) 3.65 - 3.88 (m, 3 H) 2.30 - 2.52 (m, 1 H) 2.02 - 2.20 (m, 1 H).
- 10

Preparation Mh

2-chloro-4-((2S,6R)-2,6-dimethylmorpholino)-7-(4-fluorophenyl)-5,7-dihydrofuro[3,4-d]pyrimidine

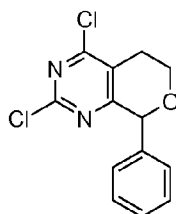


- 15 2,4-dichloro-7-(4-fluorophenyl)-5,7-dihydrofuro[3,4-d]pyrimidine (Preparation M) was reacted as described in Preparation Xa with (2R,6S)-2,6-dimethylmorpholine to give 2-chloro-4-((2S,6R)-2,6-dimethylmorpholino)-7-(4-fluorophenyl)-5,7-dihydrofuro[3,4-d]pyrimidine (Preparation Mh). LC-MS (M+H)⁺ = 364.2. ¹H NMR
- 20

(500 MHz, CDCl_3) δ ppm 7.39 (dd, $J=8.70, 5.34$ Hz, 2 H) 7.07 (t, $J=8.70$ Hz, 2 H) 5.90 (br. s., 1 H) 5.34 - 5.42 (m, 1 H) 5.24 - 5.34 (m, 1 H) 4.14 (q, $J=7.02$ Hz, 2 H) 3.67 (ddd, $J=10.38, 6.41, 2.44$ Hz, 4 H), 1.20 (m, 6H).

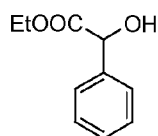
5 Preparation N

2,4-dichloro-8-phenyl-6,8-dihydro-5H-pyrano[3,4-d]pyrimidine



Intermediate N(1)

ethyl 2-hydroxy-2-phenylacetate



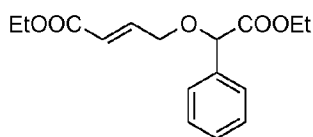
10

To a cooled solution of ethyl 2-hydroxy-2-phenylacetate (25.0 g, 164.3 mmol) in ethanol was added con. H_2SO_4 (15 mL) over a period of 10 min. The reaction mixture was heated at reflux for 5 h. The solvent was evaporated under reduced pressure and the residue was diluted with ethyl acetate (250 mL). The organic solution was washed with aqueous saturated NaHCO_3 (200 mL x 2), water (100 mL x 2), brine solution (100 mL), dried over anhydrous Na_2SO_4 and evaporated under reduced pressure to give ethyl 2-hydroxy-2-phenylacetate (24.5 g, 83%) as crude compound (oily liquid). The crude compound was taken to the next step without further purification. LC-MS ($\text{M}+\text{H}_2\text{O}$) $^+$ = 198.2. ^1H NMR (400 MHz, $\text{DMSO}-d_6$): δ ppm 7.41-7.28 (5H, m), 6.04 (1H, d, $J=4.0$ Hz), 5.11 (1H, d, $J=4.0$ Hz), 4.13 (2H, m), 1.13 (3H, t, $J=7.2$ Hz).

20

Intermediate N(2)

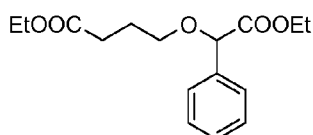
ethyl 4-(2-ethoxy-2-oxo-1-phenylethoxy)but-2-enoate



To a solution of Intermediate N(1) (20.0 g, 110.9 mmol) in hexane was added silver oxide (66.75 g, 288.5 mmol) followed by magnesium sulphate (2.66 g, 220 mmol) at room temperature. The reaction mixture was heated at reflux for 1 h. The reaction mixture was cooled to 0 °C and was added silver oxide (71.8 g, 310.9 mmol) followed by ethyl-4-bromochrotonate (32.0 g, 166 mmol). The resulting solution was stirred at room temperature for 3 days. The reaction mass was filtered through a bed of diatomaceous earth (Celite®) and washed with ethyl acetate. The filtrate was evaporated under reduced pressure to give ethyl 4-(2-ethoxy-2-oxo-1-phenylethoxy)but-2-enoate (20.0 g, 62.5%) as oily liquid. LC-MS ($M+H_2O$)⁺ = 310.2. ¹H NMR (400 MHz, DMSO-*d*₆): δ ppm 7.42-7.35 (5H, m), 6.90 (1H, m), 6.05 (1H, m), 5.09 (1H, s), 4.26 (2H, m), 4.16 (4H, m), 1.21 (3H, t, *J* = 7.2 Hz), 1.13 (3H, t, *J* = 7.2 Hz).

Intermediate N(3)

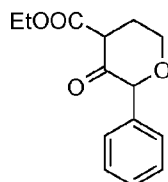
ethyl 4-(2-ethoxy-2-oxo-1-phenylethoxy)butanoate



To a solution of Intermediate N(2) (20.0 g, 68.41 mmol) in ethanol was added palladium on carbon (10%, w/w) at room temperature. The reaction mixture was hydrogenated under balloon pressure of hydrogen for 30 h. The reaction mass was filtered through a bed of diatomaceous earth (Celite®) and washed with ethanol. The solvent was removed under reduced pressure and the residue was purified by column chromatography (Silica gel, 60-120 mesh) using 5% ethyl acetate in petroleum-ether as mobile phase to give ethyl 4-(2-ethoxy-2-oxo-1-phenylethoxy)butanoate (12.0 g, 59.5%) as oily liquid. LC-MS ($M+H$)⁺ = 295.2. ¹H NMR (400 MHz, DMSO-*d*₆): δ ppm 7.41-7.27 (5H, m), 4.96 (1H, s), 4.07 (4H, m), 3.62 (1H, m), 3.49 (1H, m), 2.36 (2H, m), 1.79 (2H, m), 1.15 (6H, m).

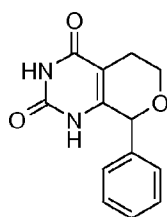
Intermediate N(4)

ethyl 3-oxo-2-phenyltetrahydro-2H-pyran-4-carboxylate



To a cooled solution of Intermediate N(3) (12.0 g, 40.76 mmol) in THF was added
5 *t*-BuOK (9.13 g, 81.3 mmol) at 0 °C. The reaction mixture was allowed to come to room
temperature and stirred for 1 h. The reaction mixture was quenched with water and
evaporated the solvent under reduced pressure. The residue was diluted with ethyl acetate
(200 mL). The organic layer was washed with water (100 mL x 2), brine solution (100
mL), dried over anhydrous Na₂SO₄ and evaporated under reduced pressure to get crude
10 compound. The crude compound was purified by column chromatography (Silica gel,
60-120 mesh) using 50% ethyl acetate in pet-ether as mobile phase to give ethyl 3-oxo-2-
phenyltetrahydro-2H-pyran-4-carboxylate (6.0 g, 59.4%) as oily liquid. LC-MS (M+H)⁺
= 249.2. ¹H NMR (400 MHz, DMSO-*d*₆): δ ppm 11.81 (1H, s), 7.36 (5H, m), 5.20 (1H,
s), 4.23 (2H, q, *J* = 7.2.0 Hz), 3.71 (1H, m), 3.67 (1H, m), 2.36 (1H, m), 2.32 (1H, m),
15 1.29 (3H, t, *J* = 7.2 Hz).

Intermediate N(5)

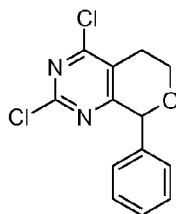
8-phenyl-5,6-dihydro-1H-pyrano[3,4-*d*]pyrimidin-2,4(3H,8H)-dione

20 To a solution of Intermediate N(4) (6.0 g, 24.16 mmol) in ethanol was added *t*-
BuOK (6.76 g, 60.41 mmol) followed by urea (3.62 g, 60.41 mmol) at room temperature.
The reaction mass was heated at reflux for 18 h. The reaction mixture was quenched with
water and evaporated the solvent under reduced pressure. The residue was diluted with
ethyl acetate (100 mL). The organic layer was washed with water (100 mL x 2), brine
25 solution (100 mL), dried over anhydrous Na₂SO₄ and evaporated under reduced pressure

to get crude compound. The crude compound was purified by column chromatography (Silica gel, 60-120 mesh) using ethyl acetate as mobile phase to give 8-phenyl-5,6-dihydro-1H-pyrano[3,4-d]pyrimidine-2,4(3H,8H)-dione (3.0 g, 50.8%) as pale yellow solid. LC-MS (M-H)⁻ = 243.2. ¹H NMR (400 MHz, DMSO-*d*₆): δ ppm 11.10 (1H, s), 10.57 (1H, s), 7.42-7.39 (3H, m), 7.32 (2H, m), 5.32 (1H, s), 3.71-3.56 (2H, m), 2.38-2.27 (2H, m).

Preparation N

2,4-dichloro-8-phenyl-6,8-dihydro-5H-pyrano[3,4-d]pyrimidine

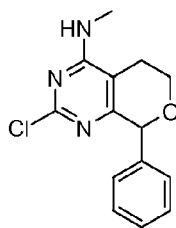


10

A solution of Intermediate N(5) (2.0 g, 8.18 mmol) and catalytic amount of DMF in POCl₃ (10 vol.) was heated at reflux for 18 h. The excess of POCl₃ was evaporated under reduced pressure. The residue was poured in to crushed ice and stirred for 15 min. The aqueous solution was extracted with ethyl acetate (50 mL x 3). The combined organic layer was washed with aqueous saturated NaHCO₃ (50 mL x 2), brine solution (50 mL), dried over Na₂SO₄ and evaporated under reduced pressure to give 2,4-dichloro-8-phenyl-6,8-dihydro-5H-pyrano[3,4-d]pyrimidine (2.0 g, crude) as brown solid. LC-MS (M+H)⁺ = 281.0.

20 Preparation Na

2-chloro-N-methyl-8-phenyl-6,8-dihydro-5H-pyrano[3,4-d]pyrimidin-4-amine

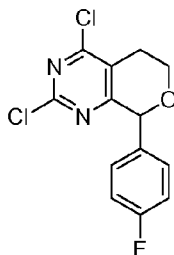


To a solution of Preparation N (2.1 g, crude) in acetonitrile was added diisopropylethylamine (1.83 g, 14.2 mmol) followed by addition of methylamine

hydrochloride (0.96 g, 14.2 mmol) at room temperature. The reaction mixture was stirred at room temperature for 18 h. The solvent was removed under reduced pressure and the residue was purified by column chromatography (60-120 mesh) using 40% ethyl acetate in pet-ether as mobile phase to give 2-chloro-N-methyl-8-phenyl-6,8-dihydro-5H-pyranopyrimidin-4-amine (0.7 g, 35.7%) as off-white solid. LC-MS (M+H)⁺ = 276.0. ¹H NMR (400 MHz, DMSO-*d*₆): δ ppm 7.49 (1H, m), 7.36-7.31 (3H, m), 7.25-7.23 (2H, m), 5.45 (1H, s), 4.0 (1H, m), 3.79 (1H, m), 2.87 (3H, d, *J* = 4.4 Hz), 2.55 (1H, m), 2.44 (1H, m).

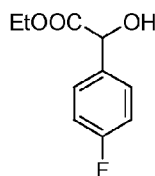
10 Preparation O

2,4-dichloro-8-(4-fluorophenyl)-6,8-dihydro-5H-pyranopyrimidine



Intermediate O(1)

ethyl 2-(4-fluorophenyl)-2-hydroxyacetate



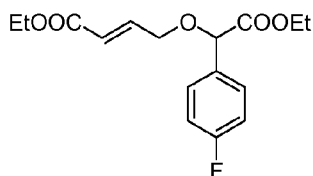
15

To a cooled solution of 2-(4-fluorophenyl)-2-hydroxyacetic acid (5.0 g, 29.4 mmol) in ethanol was added con. H₂SO₄ (10 mL) over a period of 10 min. The reaction mixture was heated at reflux for 5 h. The solvent was evaporated under reduced pressure and the residue was diluted with ethyl acetate (25 mL). The organic solution was washed with aqueous saturated NaHCO₃ (25 mL x 2), water (20 mL), brine solution (10 mL), dried over anhydrous Na₂SO₄ and evaporated under reduced pressure to give ethyl 2-(4-fluorophenyl)-2-hydroxyacetate (5.0 g, 90%) as crude compound (oily liquid). The crude compound was taken to the next step without further purification. LC-MS (M+H₂O)⁺ = 216. ¹H NMR (400 MHz, DMSO-*d*₆): δ 7.43-7.46 (2H, m), 7.17-7.20 (2H, m), 6.11-6.13 (1H, m), 5.14 (1H, d, *J* = 5.20 Hz), 3.35-4.13 (2H, m), 1.12-1.15 (3H, m).

25

Intermediate O(2)

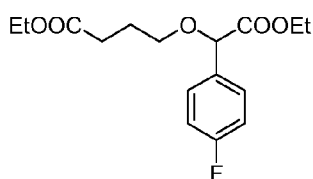
ethyl 4-(2-ethoxy-1-(4-fluorophenyl)-2-oxoethoxy)but-2-enoate



- 5 To a solution of Intermediate O(1) (3.0 g, 15.1 mmol) in hexane was added silver oxide (9.1 g, 39.3 mmol) followed by magnesium sulphate (1.8 g, 3.0 mmol) at room temperature. The reaction mixture was heated at reflux for 1 h. The reaction mixture was cooled to 0 °C and was added silver oxide (9.7 g, 39.9 mmol) followed by ethyl-4-bromochrotonate (4.3 g, 22.7 mmol). The resulting solution was stirred at room
- 10 temperature for 3 days. The reaction mass was filtered through a bed of diatomaceous earth (Celite[®]) and washed with ethyl acetate. The filtrate was evaporated under reduced pressure to give ethyl 4-(2-ethoxy-1-(4-fluorophenyl)-2-oxoethoxy)but-2-enoate (3.0 g, 90%) as oily liquid. LC-MS (M+H₂O)⁺ = 328.2. ¹H NMR (400 MHz, CDCl₃): δ ppm 7.42-7.45 (2H, m), 7.04-7.26 (2H, m), 6.95 (1H, m), 6.12 (1H, m), 4.89 (1H, s), 4.13-4.28
- 15 (6H, m), 1.30 (3H, t, *J* = 7.20 Hz), 1.26 (3H, *J* = 6.8 Hz).

Intermediate O(3)

ethyl 4-(2-ethoxy-1-(4-fluorophenyl)-2-oxoethoxy)butanoate



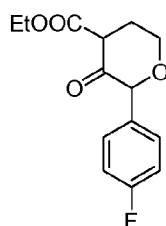
- 20 To a solution of Intermediate O(2) (3.0 g, 9.6 mmol) in ethanol was added palladium on carbon (10%, w/w) at room temperature. The reaction mixture was hydrogenated under balloon pressure of hydrogen for 30 h. The reaction mass was filtered through a bed of diatomaceous earth (Celite[®]) and washed with ethanol. The solvent was removed under reduced pressure and the residue was purified by column
- 25 chromatography (Silica gel, 60-120 mesh) using 5% ethyl acetate in pet-ether as mobile phase to give ethyl 4-(2-ethoxy-1-(4-fluorophenyl)-2-oxoethoxy)butanoate

(3.0 g, 63%) as oily liquid. LC-MS (M+H)⁺ = 313.2 ¹H NMR (400 MHz, CDCl₃): δ ppm 7.29-7.46 (2H, m), 7.05-7.09 (2H, m), 4.84 (1H, s), 4.10-4.23 (4H, m), 3.59-3.63 (1H, m), 3.42-3.53 (1H, m), 2.47 (2H, t, *J* = 7.6 Hz), 1.99 (2H, t, *J* = 7.6 Hz), 1.22-1.32 (6H, m).

5

Intermediate O(4)

ethyl 2-(4-fluorophenyl)-3-oxotetrahydro-2H-pyran-4-carboxylate

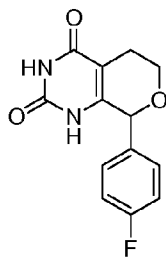


To a cooled solution of Intermediate O(3) (3.0 g, 9.6 mmol) in THF was added *t*-BuOK (2.1 g, 19.0 mmol) at 0 °C. The reaction mixture was allowed to come to room temperature and stirred for 1 h. The reaction mixture was quenched with water and evaporated the solvent under reduced pressure. The residue was diluted with ethyl acetate (200 mL). The organic layer was washed with water (100 mL x 2), brine solution (100 mL), dried over anhydrous Na₂SO₄ and evaporated under reduced pressure to get crude compound. The crude compound was purified by column chromatography (Silica gel, 60-120 mesh) using 50% ethyl acetate in petroleum-ether as mobile phase to give ethyl 2-(4-fluorophenyl)-3-oxotetrahydro-2H-pyran-4-carboxylate (1.0 g, 55%) as oily liquid. LC-MS (M+H)⁺ = 267.1. ¹H NMR (400 MHz, DMSO-*d*₆): δ ppm 11.81 (1H, s), 7.22-7.42 (2H, m), 7.12-7.20 (2H, m), 5.23 (1H, s), 4.22 (2H, q, *J* = 7.2 Hz), 3.87-3.88 (1H, m), 3.69-3.84 (1H, m), 2.34-2.35 (1H, m), 2.30-2.33 (1H, m), 1.27 (3H, t, *J* = 7.2 Hz).

20

Intermediate O(5)

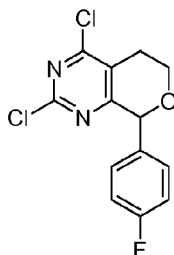
8-(4-fluorophenyl)-5,6-dihydro-1H-pyrano[3,4-d]pyrimidine-2,4(3H,8H)-dione



To a solution of Intermediate O(4) (0.30 g, 1.12 mmol) in ethanol was added *t*-BuOK (0.253 g, 2.2 mmol) followed by urea (0.135 g, 2.2 mmol) at room temperature. The reaction mass was heated at reflux for 18 h. The reaction mixture was quenched with water and evaporated the solvent under reduced pressure. The residue was diluted with ethyl acetate (100 mL). The organic layer was washed with water (100 mL x 2), brine solution (100 mL), dried over anhydrous Na₂SO₄ and evaporated under reduced pressure to get crude compound. The crude compound was purified by column chromatography (Silica gel, 60-120 mesh) using ethyl acetate as mobile phase to give 8-(4-fluorophenyl)-5,6-dihydro-1H-pyrano[3,4-d]pyrimidine-2,4(3H,8H)-dione (0.150 g, 40%) as pale yellow solid. LC-MS (M-H)⁺ = 263.1. ¹H NMR (400 MHz, DMSO-*d*₆): δ ppm 11.14 (1H, s), 10.57 (1H, s), 7.35-7.36 (2H, m), 7.22 (2H, m), 5.34 (1H, s), 3.66-3.71 (1H, m), 3.58-3.64 (1H, m), 2.33 (2H, m).

Preparation O

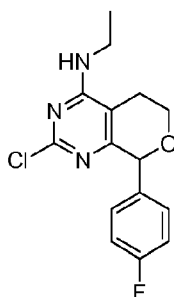
2,4-dichloro-8-(4-fluorophenyl)-6,8-dihydro-5H-pyrano[3,4-d]pyrimidine



A solution of Intermediate O(5) (0.30 g, 1.1 mmol) and catalytic amount of DMF in POCl₃ (10 vol.) was heated at reflux for 18 h. The excess of POCl₃ was evaporated under reduced pressure. The residue was poured in to crushed ice and stirred for 15 min. The aqueous solution was extracted with ethyl acetate (50 mL x 3). The combined organic layer was washed with aqueous saturated NaHCO₃ (50 mL x 2), brine solution (50 mL), dried over Na₂SO₄ and evaporated under reduced pressure to give 2,4-dichloro-8-(4-fluorophenyl)-6,8-dihydro-5H-pyrano[3,4-d]pyrimidine (0.20 g, crude) as brown liquid. LC-MS (M+H)⁺ = 299.0.

Preparation Oa

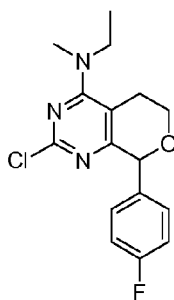
2-chloro-N-ethyl-8-(4-fluorophenyl)-6,8-dihydro-5H-pyrano[3,4-d]pyrimidin-4-amine



To a solution of Preparation O (0.35 g, 1.1 mmol) in methanol was added diisopropylethylamine (0.30 g, 2.2 mmol) followed by addition of ethylamine hydrochloride (0.113 g, 1.1 mmol) at room temperature. The reaction mixture was stirred at room temperature for 18 h. The solvent was removed under reduced pressure and the residue was purified by column chromatography (60-120 mesh) using 35% ethyl acetate in pet-ether as mobile phase to give 2-chloro-N-ethyl-8-(4-fluorophenyl)-6,8-dihydro-5H-pyrano[3,4-d]pyrimidin-4-amine (0.15 g, crude) as off-white solid. LC-MS $(M+H)^+ = 308.2.0$.

Preparation Ob

2-chloro-N-ethyl-8-(4-fluorophenyl)-N-methyl-6,8-dihydro-5H-pyrano[3,4-d]pyrimidin-4-amine

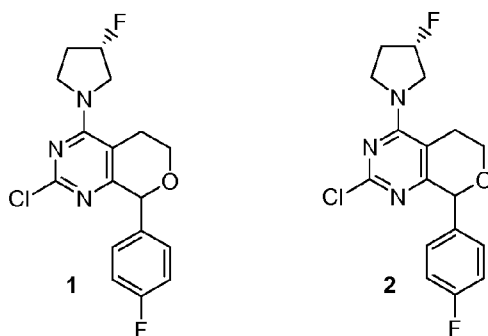


To a solution of Preparation O (0.20 g, 0.61 mmol) in methanol was added diisopropylethylamine (0.172 g, 1.3 mmol) followed by addition of ethylmethylamine hydrochloride (0.47 g, 0.81 mmol) at room temperature. The reaction mixture was stirred at room temperature for 18 h. The solvent was removed under reduced pressure and the residue was purified by column chromatography (60-120 mesh) using 40% ethyl acetate in pet-ether as mobile phase to give 2-chloro-N-ethyl-8-(4-fluorophenyl)-N-methyl-6,8-

dihydro-5H-pyrano[3,4-d]pyrimidin-4-amine (0.020 g crude) as off-white solid. LC-MS $(M+H)^+ = 322.2$.

Preparation Oc1 and Oc2

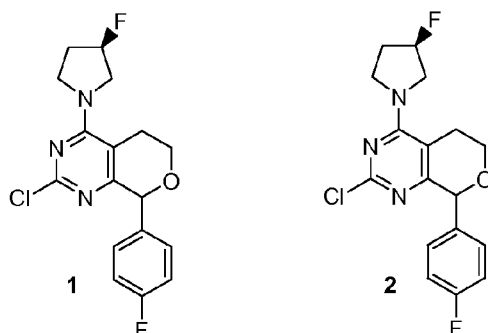
- 5 2-chloro-8-(4-fluorophenyl)-4-((R)-3-fluoropyrrolidin-1-yl)-6,8-dihydro-5H-pyrano[3,4-d]pyrimidine



- To a solution of Preparation O (0.60 g, 2.1 mmol) in methanol was added diisopropylethylamine (0.516 g, 4.6 mmol) followed by addition of (R)-3-fluoropyrrolidine (0.301 g, 2.2 mmol) at room temperature. The reaction mixture was stirred at room temperature for 18 h. The solvent was removed under reduced pressure and the residue was purified by pep-HPLC to give 2-chloro-8-(4-fluorophenyl)-4-((R)-3-fluoropyrrolidin-1-yl)-6,8-dihydro-5H-pyrano[3,4-d]pyrimidine (0.110 g, 40% Isomer 1, 0.109 g, 40% Isomer 2) as off-white solid. LC-MS $(M+H)^+ = 352.0$.
- 10 Oc1: ^1H NMR (400 MHz, DMSO- d_6): δ ppm 7.36-7.36 (2H, m), 7.16 (2H, m), 5.50 (2H, d, $J = 8.40$ Hz), 5.35 (1H, s), 3.58-3.98 (7H, m), 3.24-3.34 (1H, m), 2.78 (1H, m), 2.04-2.28 (2H, m).
- Oc2: ^1H NMR (400 MHz, DMSO- d_6): δ ppm 7.19-7.33 (2H, m), 7.15-7.20 (2H, m), 5.34 (1H, m), 5.40 (1H, m), 3.91-4.10 (2H, m), 3.75-3.90 (2H, m), 3.69-3.75 (2H, m), 3.05 (2H, t, $J = 5.20$ Hz), 2.01 (2H, d, $J = 8.0$ Hz).
- 15
- 20

Preparation Od1 and Od2

2-chloro-8-(4-fluorophenyl)-4-((S)-3-fluoropyrrolidin-1-yl)-6,8-dihydro-5H-pyrano[3,4-d]pyrimidine



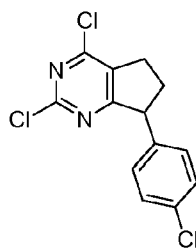
To a solution of Preparation O (0.60 g, 2.1 mmol) in methanol was added diisopropylethylamine (0.516 g, 4.6 mmol) followed by addition of (S)-3-fluoropyrrolidine (0.301 g, 2.2 mmol) at room temperature. The reaction mixture was stirred at room temperature for 18 h. The solvent was removed under reduced pressure and the residue was purified by pep-HPLC to give 2-chloro-8-(4-fluorophenyl)-4-((S)-3-fluoropyrrolidin-1-yl)-6,8-dihydro-5H-pyrano[3,4-d]pyrimidine (0.102 g, 39% Isomer 1, 0.111 g, 40% Isomer 2) as off-white solid. LC-MS (M+H)⁺ = 352.0.

Od1: ¹H NMR (400 MHz, DMSO-*d*₆): δ ppm 7.36-7.36 (2H, m), 7.16 (2H, m), 5.50 (2H, d, *J* = 8.4 Hz), 5.35 (1H, s), 3.58-3.98 (7H, m), 3.24-3.34 (1H, m), 2.78 (1H, d, *J* = 8.4 Hz), 2.04-2.28 (2H, m).

Od2: ¹H NMR (400 MHz, DMSO-*d*₆): δ ppm 7.19-7.33 (2H, m), 7.15-7.20 (2H, m), 5.34 (1H, m), 5.40 (1H, m), 3.91-4.10 (2H, m), 3.75-3.90 (2H, m), 3.69-3.75 (m, 2H), 3.05 (2H, t, *J* = 5.20 Hz), 2.01 (2H, d, *J* = 8.0 Hz).

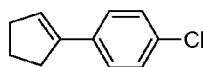
Preparation P

2,4-Dichloro-7-(4-chlorophenyl)-6,7-dihydro-5H-cyclopenta[*d*]pyrimidine



Intermediate P(1)

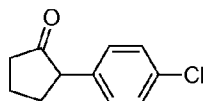
1-Chloro-4-cyclopentenylbenzene



To a 1 M solution of 4-chlorophenyl)magnesium bromide (149 mL, 149 mmol) was added cyclopentanone (13.23 mL, 149 mmol). The solution turned warm upon the addition. The reaction mixture was stirred at reflux for 2 h. The reaction mixture was cooled to room temperature and quenched with 10 g of ice. 6N hydrochloric acid solution was added until the precipitate dissolved completely. Ether was added. The organic layer was separated and the aqueous phase was extracted with ether. The combined organic extracts were washed with saturated aqueous solution of sodium hydrogen sulfite, saturated aqueous solution of sodium bicarbonate and water. The organic layer was dried over anhydrous magnesium sulfate and filtered. The solvent was removed in vacuum and the residue was purified by column chromatography on silica gel to give 1-chloro-4-cyclopentenylbenzene (20.0 g, 112 mmol, 75 % yield) as a colorless oil. LC-MS (M+H)⁺ = 179.2. ¹H NMR (500 MHz, CDCl₃) δ ppm 7.27 - 7.39 (4H, m), 6.19 (1H, s), 2.66 - 2.74 (2H, m), 2.52 - 2.61 (2H, m), 2.01 - 2.12 (2H, m).

Intermediate P(2)

2-(4-Chlorophenyl)cyclopentanone

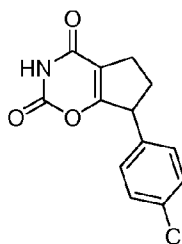


A mixture of formic acid (60 mL, 84 mmol) and hydrogen peroxide (15 mL, 84 mmol) was warmed at 40°C for 10 min. The resulting solution was carefully added to 1-chloro-4-cyclopentenylbenzene (15 g, 84 mmol) under stirring. The two-phase system was initially stirred at room temperature. After a certain period of time, a spontaneous exothermic reaction took place, and the temperature rose to about 50°C. The reaction mixture was stirred at room temperature for 1 h. The LC/MS analysis of the reaction mixture shows the disappearance of the starting material and the formation of the product. The reaction mixture was quenched by careful addition of a saturated sodium bicarbonate solution. Ether was added and the reaction mixture was vigorously shaken. The organic layer was separated and the aqueous layer was extracted with ether. The combined organic extracts were dried over anhydrous magnesium sulfate and filtered. The solvent was removed in vacuum and the residue was purified by column chromatography on

silica gel to give 2-(4-chlorophenyl)cyclopentanone (5.7 g, 29.3 mmol, 34.9 % yield) as a colorless oil. LC-MS (M+H)⁺ = 195.2. ¹H NMR (500 MHz, CDCl₃) δ ppm 7.21 - 7.37 (2H, m), 7.11 (2H, d, *J*=8.5 Hz), 3.25 (1H, dd, *J*=11.6, 8.5 Hz), 2.44 (2H, d, *J*=6.1 Hz), 2.15 - 2.31 (1H, m), 1.96 - 2.15 (3H, m), 1.78 - 1.95 (1H, m).

5

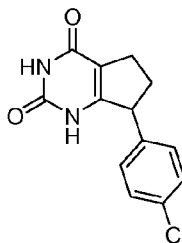
Intermediate P(3)

7-(4-Chlorophenyl)-6,7-dihydrocyclopenta[*e*][1,3]oxazine-2,4(3*H*,5*H*)-dione

A solution of 2-(4-chlorophenyl)cyclopentanone (7.80 g, 40.1 mmol) and carbonisocyanatidic chloride (7.61 g, 72.1 mmol) was stirred at 58 °C in a high-pressure vessel for 1 h. The temperature was raised to 130 °C and the reaction mixture was stirred for an additional 2 h. After cooling to rt, the reaction mixture solidified. The solid residue was dissolved in ethyl acetate and washed with saturated aqueous solution of sodium bicarbonate. The organic layer was separated and the aqueous layer was extracted twice with ethyl acetate. The combined organic extracts were dried over anhydrous sodium sulfate and filtered. The solvent was removed in vacuum and the oily residue was purified by column chromatography on silica gel to provide 7-(4-chlorophenyl)-6,7-dihydrocyclopenta[*e*][1,3]oxazine-2,4(3*H*,5*H*)-dione (5.4 g, 20.48 mmol, 51.1 % yield). LC-MS (M+H)⁺ = 264.2. ¹H NMR (500 MHz, CDCl₃) δ ppm 7.32 (2H, d, *J*=8.5 Hz), 7.12 (2H, d, *J*=8.5 Hz), 4.15 - 4.25 (1H, m), 2.56 - 2.93 (4H, m).

20

Intermediate P(4)

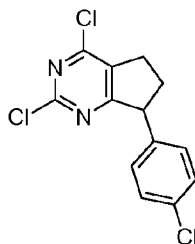
7-(4-Chlorophenyl)-6,7-dihydro-1*H*-cyclopenta[*d*]pyrimidine-2,4(3*H*,5*H*)-dione

A solution of 7-(4-chlorophenyl)-6,7-dihydrocyclopenta[*e*][1,3]oxazine-2,4(3*H*,5*H*)-dione (5.4 g, 20.48 mmol) in concentrated ammonium hydroxide (59.8 mL, 1536 mmol) was stirred at 100 °C in a high-pressure vessel for 6 h. The formation of white precipitate was observed during the heating. The solvent was removed in vacuum to provide 7-(4-chlorophenyl)-6,7-dihydro-1*H*-cyclopenta[*d*]pyrimidine-2,4(3*H*,5*H*)-dione (4.9 g, 18.65 mmol, 91 % yield) as a off-white solid. LC-MS (M+H)⁺ = 263.2. ¹H NMR (500 MHz, DMSO-*d*₆) δ ppm 7.37 (2H, d, *J*=8.2 Hz), 7.19 (1H, d, *J*=8.5 Hz), 4.16 (1H, d, *J*=5.2 Hz), 3.79 (1H, br s), 3.17 (1H, s), 2.51 (2H, d, *J*=1.8 Hz), 1.75 - 1.85 (1H, m).

10

Preparation P

2,4-Dichloro-7-(4-chlorophenyl)-6,7-dihydro-5*H*-cyclopenta[*d*]pyrimidine

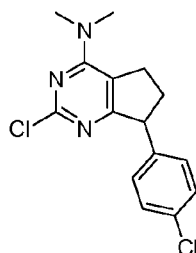


A mixture of 7-(4-chlorophenyl)-6,7-dihydro-1*H*-cyclopenta[*d*]pyrimidine-2,4(3*H*,5*H*)-dione (4.7 g, 17.89 mmol), POCl₃ (53.4 mL, 573 mmol) and *N,N*-dimethylaniline (18.26 mL, 143 mmol) was heated at 110 °C overnight. The reaction mixture was poured into a beaker with ice. The inside walls of the reaction vessel was washed with DCM. As soon as the ice completely melted, the organic layer was separated and the aqueous layer was extracted with DCM. The combined organic extracts were dried over anhydrous sodium sulfate and filtered. The solvent was removed in vacuum and the residue was purified by column chromatography on silica gel to provide 2,4-dichloro-7-(4-chlorophenyl)-6,7-dihydro-5*H*-cyclopenta[*d*]pyrimidine (1.2 g, 4.01 mmol, 22.39 % yield). LC-MS (M+H)⁺ = 299.0. ¹H NMR (500 MHz, CDCl₃) δ ppm 7.41 - 7.99 (2H, m), 7.09 (2H, d, *J*=8.5 Hz), 4.41 (1H, t, *J*=8.4 Hz), 2.94 - 3.18 (2H, m), 2.73 (1H, dt, *J*=8.9, 4.5 Hz), 2.15 - 2.33 (1H, m).

25

Preparation Pa

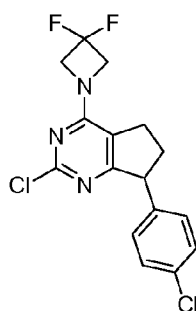
2-Chloro-7-(4-chlorophenyl)-*N,N*-dimethyl-6,7-dihydro-5*H*-cyclopenta[*d*]pyrimidin-4-amine



- 5 A solution of 2,4-dichloro-7-(4-chlorophenyl)-6,7-dihydro-5*H*-cyclopenta[*d*]pyrimidine (200 mg, 0.668 mmol) and excess dimethylamine (3.34 mL, 6.68 mmol) in MeOH (4 mL) was stirred at rt for 30 min. The solvent was removed in vacuum and the crude product was purified by column chromatography on silica gel to afford 2-chloro-7-(4-chlorophenyl)-*N,N*-dimethyl-6,7-dihydro-5*H*-
- 10 cyclopenta[*d*]pyrimidin-4-amine (98 mg, 0.318 mmol, 47.6 % yield). LC-MS ($M+H$)⁺ = 308.1.

Preparation Pb

- 2-Chloro-7-(4-chlorophenyl)-4-(3,3-difluoroazetidin-1-yl)-6,7-dihydro-5*H*-cyclopenta[*d*]pyrimidine
- 15

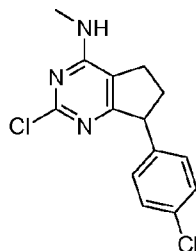


- A solution of 2,4-dichloro-7-(4-chlorophenyl)-6,7-dihydro-5*H*-cyclopenta[*d*]pyrimidine (325 mg, 1.085 mmol), *N*-ethyl-*N*-isopropylpropan-2-amine (0.945 mL, 5.42 mmol) and 3,3-difluoroazetidine, HCl salt (281 mg, 2.170 mmol) in
- 20 MeOH (5 mL) was stirred at rt for 1 h. The solvent was removed in vacuum and the crude product was purified by column chromatography on silica gel to afford 2-chloro-7-

(4-chlorophenyl)-4-(3,3-difluoroazetidin-1-yl)-6,7-dihydro-5*H*-cyclopenta[*d*]pyrimidine (70 mg, 0.197 mmol, 18.12 % yield). LC-MS (M+H)⁺ = 356.1.

Preparation Pc

- 5 2-Chloro-7-(4-chlorophenyl)-*N*-methyl-6,7-dihydro-5*H*-cyclopenta[*d*]pyrimidin-4-amine

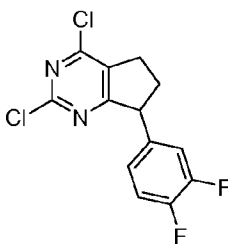


A solution of 2,4-dichloro-7-(4-chlorophenyl)-6,7-dihydro-5*H*-cyclopenta[*d*]pyrimidine (300 mg, 1.001 mmol), methanamine, HCl salt (135 mg, 2.003 mmol) and DIPEA (0.700 mL, 4.01 mmol) in MeOH (6 mL) was stirred at rt for 30 min.

- 10 The solvent was removed in vacuum and the crude product was purified by column chromatography on silica gel to afford 2-chloro-7-(4-chlorophenyl)-*N*-methyl-6,7-dihydro-5*H*-cyclopenta[*d*]pyrimidin-4-amine (101 mg, 0.343 mmol, 34.3 % yield). LC-MS (M+H)⁺ = 294.2.

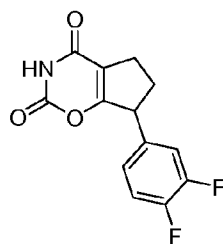
- 15 *Preparation Q*

2,4-Dichloro-7-(3,4-difluorophenyl)-6,7-dihydro-5*H*-cyclopenta[*d*]pyrimidine



Intermediate Q(1)

7-(3,4-Difluorophenyl)-6,7-dihydrocyclopenta[*e*][1,3]oxazinc-2,4(3*H*,5*H*)-dione

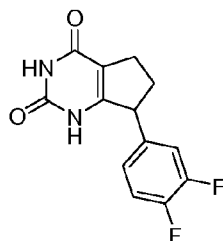


A solution of 2-(3,4-difluorophenyl)cyclopentanone, (prepared in the manner of Intermediate P(1) and P(2)) (1.5 g, 7.65 mmol) and carbonisocyanatidic chloride (1.129 g, 10.70 mmol) was stirred at 58 °C in a high-pressure vessel for 1 h. The temperature was raised to 130 °C and the reaction mixture was stirred for an additional 2 h. After cooling to rt, the reaction mixture solidified. The solid residue was dissolved in ethyl acetate and washed with saturated aqueous solution of sodium bicarbonate. The organic layer was separated and the aqueous layer was extracted twice with ethyl acetate. The combined organic extracts were dried over anhydrous sodium sulfate and filtered. The solvent was removed in vacuum and the oily residue was purified by column chromatography on silica gel to provide 7-(3,4-difluorophenyl)-6,7-dihydrocyclopenta[*e*][1,3]oxazine-2,4(3*H*,5*H*)-dione (1.05 g, 3.96 mmol, 51.8 % yield) as a white solid.

¹H NMR (500 MHz, CDCl₃) δ ppm 8.16 (1H, br s), 7.15 (1H, dt, *J*=10.0, 8.3 Hz), 6.97 - 7.05 (1H, m), 6.88 - 6.95 (1H, m), 2.80 - 2.90 (1H, m), 2.61 - 2.78 (2H, m), 0.78 - 0.86 (2H, m).

Intermediate Q(2)

7-(3,4-Difluorophenyl)-6,7-dihydro-1*H*-cyclopenta[*d*]pyrimidine-2,4(3*H*,5*H*)-dione

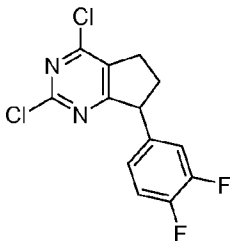


A solution of 7-(3,4-difluorophenyl)-6,7-dihydrocyclopenta[*e*][1,3]oxazine-2,4(3*H*,5*H*)-dione (1.05 g, 3.96 mmol) in concentrated ammonium hydroxide (0.154 mL, 3.96 mmol) was stirred at 100 °C in a high-pressure vessel (75 mL) for 6 h. The formation of white precipitate was observed during the heating. The solvent was removed in vacuum to provide 7-(3,4-difluorophenyl)-6,7-dihydro-1*H*-

cyclopenta[*d*]pyrimidine-2,4(3*H*,5*H*)-dione (1.046 g, 3.96 mmol, 100 % yield) as a off-white solid. LC-MS (M+H)⁺ = 265.2.

Preparation Q

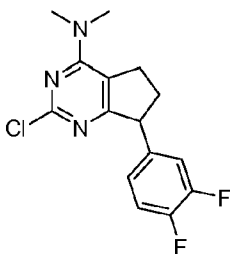
5 2,4-Dichloro-7-(3,4-difluorophenyl)-6,7-dihydro-5*H*-cyclopenta[*d*]pyrimidine



A mixture of 7-(3,4-difluorophenyl)-6,7-dihydro-1*H*-cyclopenta[*d*]pyrimidine-2,4(3*H*,5*H*)-dione (500 mg, 1.892 mmol), POCl₃ (5644 μL, 60.6 mmol) and *N,N*-dimethylaniline (1931 μL, 15.14 mmol) was heated at 120 °C overnight. The reaction mixture was poured into a beaker with ice. The inside walls of the reaction vessel was washed with DCM. As soon as the ice completely melted, the content of the beaker was placed into a separatory funnel. The organic layer was separated and the aqueous layer was extracted with DCM. The combined organic extracts were dried over anhydrous sodium sulfate and filtered. The solvent was removed in vacuum and the residue was purified by column chromatography on silica gel to provide 2,4-dichloro-7-(3,4-difluorophenyl)-6,7-dihydro-5*H*-cyclopenta[*d*]pyrimidine (446 mg, 1.481 mmol, 78 % yield). LC-MS (M+H)⁺ = 301.1.

Preparation Qa

20 2-Chloro-7-(3,4-difluorophenyl)-*N,N*-dimethyl-6,7-dihydro-5*H*-cyclopenta[*d*]pyrimidin-4-amine

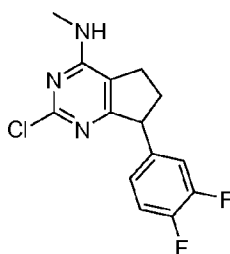


A solution of 2,4-dichloro-7-(3,4-difluorophenyl)-6,7-dihydro-5*H*-cyclopenta[*d*]pyrimidine (446 mg, 1.481 mmol) and excess dimethylamine (2.222 mL,

4.44 mmol) in MeOH (6 mL) was stirred at rt for 30 min. The solvent was removed in vacuum and the crude product was purified by column chromatography on silica gel to afford 2-chloro-7-(3,4-difluorophenyl)-*N,N*-dimethyl-6,7-dihydro-5*H*-cyclopenta[*d*]pyrimidin-4-amine (146 mg, 0.471 mmol, 31.8 % yield). LC-MS (M+H)⁺ = 310.2.

Preparation Qb

2-Chloro-7-(3,4-difluorophenyl)-*N*-methyl-6,7-dihydro-5*H*-cyclopenta[*d*]pyrimidin-4-amine



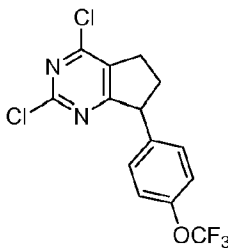
10

A solution of 2,4-dichloro-7-(3,4-difluorophenyl)-6,7-dihydro-5*H*-cyclopenta[*d*]pyrimidine (421 mg, 1.398 mmol), methanamine, HCl (283 mg, 4.19 mmol) and DIPEA (1.465 mL, 8.39 mmol) in methanol (10 mL) was stirred at rt for 1 h. The solvent was removed in vacuum and the crude product was purified by column chromatography on silica gel to afford 2-chloro-7-(3,4-difluorophenyl)-*N*-methyl-6,7-dihydro-5*H*-cyclopenta[*d*]pyrimidin-4-amine (154 mg, 0.521 mmol, 37.2 % yield). LC-MS (M+H)⁺ = 296.2.

15

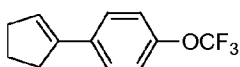
Preparation R

20 2,4-dichloro-7-(4-(trifluoromethoxy)phenyl)-6,7-dihydro-5*H*-cyclopenta[*d*]pyrimidine



Intermediate R(1)

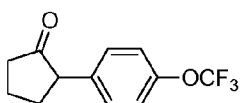
1-cyclopentenyl-4-(trifluoromethoxy)benzene



(4-(trifluoromethoxy)phenyl)magnesium bromide was reacted in the manner of Intermediate P(1) to give 1-cyclopentenyl-4-(trifluoromethoxy)benzene.

5 Intermediate R(2)

2-(4-(trifluoromethoxy)phenyl)cyclopentanone

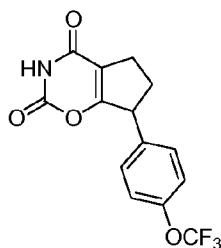


1-cyclopentenyl-4-(trifluoromethoxy)benzene was reacted in the manner of Intermediate P(2) to give 2-(4-(trifluoromethoxy)phenyl)cyclopentanone.

10

Intermediate R(3)

7-(4-(trifluoromethoxy)phenyl)-6,7-dihydrocyclopenta[e][1,3]oxazine-2,4(3H,5H)-dione



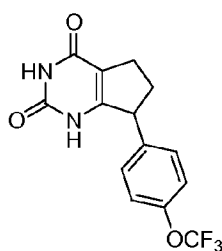
2-(4-(trifluoromethoxy)phenyl)cyclopentanone was reacted in the manner of Intermediate P(3) to provide 7-(4-(trifluoromethoxy)phenyl)-6,7-dihydrocyclopenta[e][1,3]oxazine-2,4(3H,5H)-dione.

15

Intermediate R(4)

7-(4-(trifluoromethoxy)phenyl)-6,7-dihydro-1H-cyclopenta[d]pyrimidine-2,4(3H,5H)-dione

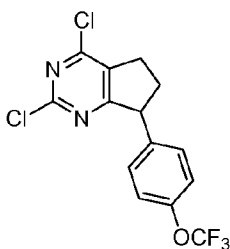
20



7-(4-(trifluoromethoxy)phenyl)-6,7-dihydrocyclopenta[e][1,3]oxazine-2,4(3H,5H)-dione was reacted in the manner of Intermediate P(4) to provide 7-(4-(trifluoromethoxy)phenyl)-6,7-dihydro-1H-cyclopenta[d]pyrimidine-2,4(3H,5H)-dione.

5 Preparation R

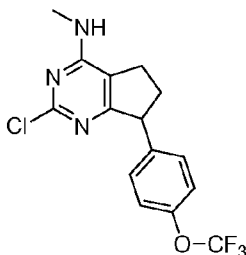
2,4-dichloro-7-(4-(trifluoromethoxy)phenyl)-6,7-dihydro-5H-cyclopenta[d]pyrimidine



7-(4-(trifluoromethoxy)phenyl)-6,7-dihydro-1H-cyclopenta[d]pyrimidine-2,4(3H,5H)-dione was reacted in the manner of Preparation P to provide 2,4-dichloro-7-(4-(trifluoromethoxy)phenyl)-6,7-dihydro-5H-cyclopenta[d]pyrimidine as a pink solid.
 LC-MS (M+H)⁺ = 349.2. ¹H NMR (500 MHz, CD₃OD) δ ppm 7.31 (2H, dd, *J* = 2.0, 7.7 Hz), 7.25 (2H, d, *J* = 7.4 Hz), 4.56 (1H, t, *J* = 8.8 Hz), 3.15 (1H, ddd, *J* = 3.8, 9.1, 16.9 Hz), 3.09-3.00 (1H, m), 2.81-2.72 (1H, m), 2.27-2.22 (1H, m).

15 Preparation Ra

2-Chloro-*N*-methyl-7-(4-(trifluoromethoxy)phenyl)-6,7-dihydro-5H-cyclopenta[d]pyrimidin-4-amine

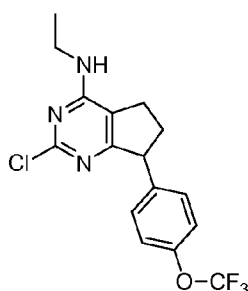


A solution of 2,4-dichloro-7-(4-(trifluoromethoxy)phenyl)-6,7-dihydro-5H-cyclopenta[d]pyrimidine (200 mg, 0.573 mmol), and methanamine (0.286 mL, 0.573 mmol) in MeOH (5 mL) was stirred at rt for 1 h. The solvent was removed in vacuum to afford crude 2-chloro-*N*-methyl-7-(4-(trifluoromethoxy)phenyl)-6,7-dihydro-5H-

cyclopenta[*d*]pyrimidin-4-amine (220 mg, 0.640 mmol, 112 % yield). LC-MS (M+H)⁺ = 343.9.

Preparation Rb

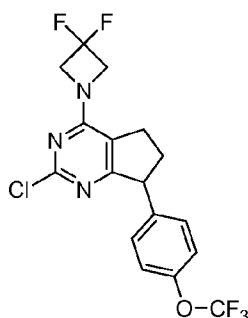
- 5 2-Chloro-*N*-ethyl-7-(4-(trifluoromethoxy)phenyl)-6,7-dihydro-5*H*-
cyclopenta[*d*]pyrimidin-4-amine



- A solution of 2,4-dichloro-7-(4-(trifluoromethoxy)phenyl)-6,7-dihydro-5*H*-
cyclopenta[*d*]pyrimidine (200 mg, 0.573 mmol), and ethanamine (0.286 mL, 0.573 mmol)
10 in MeOH (2 mL) was stirred at rt for 1 h. The solvent was removed in vacuum and the
crude product was purified by column chromatography on silica gel to afford 2-chloro-*N*-
ethyl-7-(4-(trifluoromethoxy)phenyl)-6,7-dihydro-5*H*-cyclopenta[*d*]pyrimidin-4-amine
(190 mg, 0.531 mmol, 93 % yield). LC-MS (M+H)⁺ = 358.2.

15 *Preparation Rc*

- 2-Chloro-4-(3,3-difluoroazetidin-1-yl)-7-(4-(trifluoromethoxy)phenyl)-6,7-dihydro-5*H*-
cyclopenta[*d*]pyrimidine



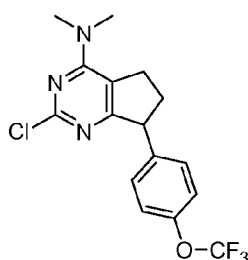
- A solution of 2,4-dichloro-7-(4-(trifluoromethoxy)phenyl)-6,7-dihydro-5*H*-
20 cyclopenta[*d*]pyrimidine (250 mg, 0.716 mmol), 3,3-difluoroazetidine, HCl salt (186 mg,
1.432 mmol) and DIPEA (0.500 mL, 2.86 mmol) in MeOH (3 mL) was stirred at rt for

1.5 h. The solvent was removed in vacuum and the crude product was purified by column chromatography on silica gel to afford 2-chloro-4-(3,3-difluoroazetidin-1-yl)-7-(4-(trifluoromethoxy)phenyl)-6,7-dihydro-5H-cyclopenta[*d*]pyrimidine (244 mg, 0.601 mmol, 84 % yield). LC-MS (M+H)⁺ = 406.0.

5

Preparation Rd

2-Chloro-*N,N*-dimethyl-7-(4-(trifluoromethoxy)phenyl)-6,7-dihydro-5H-cyclopenta[*d*]pyrimidin-4-amine



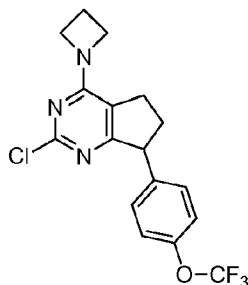
10 A solution of 2,4-dichloro-7-(4-(trifluoromethoxy)phenyl)-6,7-dihydro-5H-cyclopenta[*d*]pyrimidine (250 mg, 0.716 mmol) and dimethylamine (0.716 mL, 1.432 mmol) in MeOH (2 mL) was stirred at rt for 1 h. The solvent was removed in vacuum and the crude product was purified by column chromatography on silica gel to afford 2-chloro-*N,N*-dimethyl-7-(4-(trifluoromethoxy)phenyl)-6,7-dihydro-5H-cyclopenta[*d*]pyrimidin-4-amine (250 mg, 0.699 mmol, 98 % yield). LC-MS (M+H)⁺ = 358.0.

15

Preparation Re

4-(Azetidin-1-yl)-2-chloro-7-(4-(trifluoromethoxy)phenyl)-6,7-dihydro-5H-cyclopenta[*d*]pyrimidine

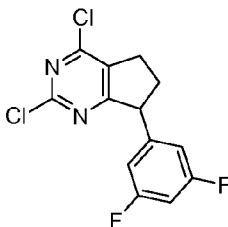
20



A solution of 2,4-dichloro-7-(4-(trifluoromethoxy)phenyl)-6,7-dihydro-5H-cyclopenta[*d*]pyrimidine (250 mg, 0.716 mmol) and azetidine (82 mg, 1.432 mmol) in MeOH (3 mL) was stirred at rt for 1 h. The solvent was removed in vacuum and the crude product was purified by column chromatography on silica gel to afford 4-(azetidin-1-yl)-2-chloro-7-(4-(trifluoromethoxy)phenyl)-6,7-dihydro-5H-cyclopenta[*d*]pyrimidine (238 mg, 0.644 mmol, 90 % yield). LC-MS (M+H)⁺ = 371.2.

Preparation S

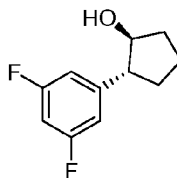
2,4-Dichloro-7-(3,5-difluorophenyl)-6,7-dihydro-5H-cyclopenta[*d*]pyrimidine



10

Intermediate S(1)

(1S,2R)-2-(3,5-Difluorophenyl)cyclopentanol

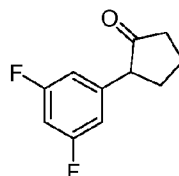


A flask was charged with (3,5-difluorophenyl)magnesium bromide (149 mL, 149 mmol) and copper (I) iodide (1.901 g, 9.98 mmol). To this reaction mixture, 6-oxabicyclo[3.1.0]hexane (12.53 g, 149 mmol) dissolved in THF (25 mL) was added dropwise. The reaction mixture warmed upon the addition of the epoxide. The reaction was stirred at rt for 2 h at rt. The reaction mixture was quenched by the addition of a solution of ammonium chloride. Ether was added and the organic layer was collected, dried (Na₂SO₄) and concentrated. The crude product was purified by column chromatography on silica gel to afford (1S,2R)-2-(3,5-difluorophenyl)cyclopentanol (26.5 g, 134 mmol, 90 % yield).

¹H NMR (500 MHz, CDCl₃) δ ppm 6.72 (2H, dd, *J*=8.7, 2.0 Hz), 6.50 - 6.63 (1H, m), 2.97 (1H, br s), 2.78 (1H, d, *J*=10.1 Hz), 1.96 - 2.15 (2H, m), 1.66 - 1.85 (2H, m), 1.53 - 1.65 (2H, m).

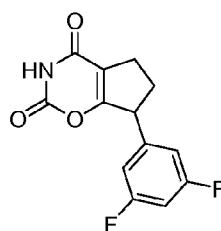
Intermediate S(2)

2-(3,5-Difluorophenyl)cyclopentanone



- 5 To a solution of (1S,2R)-2-(3,5-difluorophenyl)cyclopentanol (6 g, 30.3 mmol) in CH₂Cl₂ (150 mL) was added Dess-Martin periodinane (15.41 g, 36.3 mmol). The reaction mixture was stirred at rt for 3 h. The reaction mixture was diluted with dichloromethane and quenched with the addition of 1 N NaOH. The organic layer was collected, dried (Na₂SO₄) and concentrated. The crude product was purified by column
- 10 chromatography on silica gel to afford 2-(3,5-difluorophenyl)cyclopentanone (4.765 g, 24.29 mmol, 80 % yield). LC-MS (M+H)⁺ = 197.0. ¹H NMR (500 MHz, CDCl₃) δ ppm 6.70 (2H, d, *J*=6.7 Hz), 6.52 - 6.67 (1H, m), 3.17 - 3.33 (1H, m), 2.33 - 2.56 (2H, m), 2.06 - 2.26 (2H, m), 2.01 (1H, dd, *J*=11.7, 6.3 Hz), 1.89 (1H, br s).

15 Intermediate S(3)

7-(3,5-difluorophenyl)-6,7-dihydrocyclopenta[*e*][1,3]oxazine-2,4(3*H*,5*H*)-dione

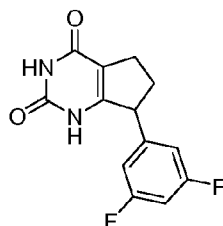
- A mixture of 2-(3,5-difluorophenyl)cyclopentanone (4.765 g, 24.29 mmol) and carbonisocyanatidic chloride (4.61 g, 43.7 mmol) was heated at 58°C for 1 h and at 130
- 20 °C for 2 h. Upon cooling to room temperature, the reaction mixture was dissolved in ethyl acetate and washed with saturated aqueous solution of sodium bicarbonate. The organic layer was separated and the aqueous layer was extracted with ethyl acetate. The combined organic extracts were dried over anhydrous magnesium sulfate and filtered. The solvent was removed in vacuum and the residue was purified by column
- 25 chromatography on silica gel to give 7-(3,5-difluorophenyl)-6,7-

dihydrocyclopenta[*e*][1,3]oxazine-2,4(3*H*,5*H*)-dione (700 mg, 2.64 mmol, 10.87 % yield). LC-MS (M+H)⁺ = 266.1. ¹H NMR (500 MHz, CDCl₃) δ ppm 8.79 (1H, br s), 6.68 - 6.86 (3H, m), 4.22 (1H, br s), 2.87 (1H, dt, *J*=7.0, 4.4 Hz), 2.63 - 2.82 (2H, m), 2.15 (1H, br s).

5

Intermediate S(4)

7-(3,5-Difluorophenyl)-6,7-dihydro-1*H*-cyclopenta[*d*]pyrimidine-2,4(3*H*,5*H*)-dione

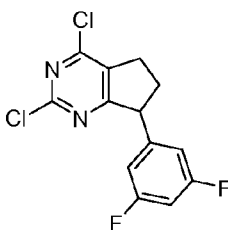


A solution of 7-(3,5-difluorophenyl)-6,7-dihydrocyclopenta[*e*][1,3]oxazine-2,4(3*H*,5*H*)-dione (700 mg, 2.64 mmol) in concentrated ammonium hydroxide (50 mL, 1284 mmol) was heated at 100°C in a high-pressure (350 mL) vessel overnight. The reaction mixture was cooled and concentrated in vacuum to give crude 7-(3,5-difluorophenyl)-6,7-dihydro-1*H*-cyclopenta[*d*]pyrimidine-2,4(3*H*,5*H*)-dione (740 mg, 2.80 mmol, 106 % yield). LC-MS (M+H)⁺ = 265.0.

15

Preparation S

2,4-Dichloro-7-(3,5-difluorophenyl)-6,7-dihydro-5*H*-cyclopenta[*d*]pyrimidine

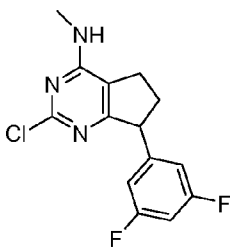


A solution of 7-(3,5-difluorophenyl)-6,7-dihydro-1*H*-cyclopenta[*d*]pyrimidine-2,4(3*H*,5*H*)-dione (740 mg, 2.80 mmol) in phosphoryl trichloride (7.691 mL, 84 mmol) was heated in microwave at 110 °C for 1 h. The reaction mixture was poured into ice. Once ice melted, the product was extracted with dichloromethane. The combined organic extracts were dried over anhydrous magnesium sulfate and filtered. The solvent was removed in vacuum and the residue was purified by column chromatography on silica gel

to give 2,4-dichloro-7-(3,5-difluorophenyl)-6,7-dihydro-5*H*-cyclopenta[*d*]pyrimidine (200 mg, 0.664 mmol, 23.72 % yield). LC-MS (M+H)⁺ = 301.0.

Preparation Sa

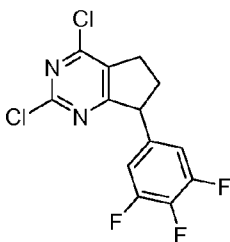
- 5 2-Chloro-7-(3,5-difluorophenyl)-*N*-methyl-6,7-dihydro-5*H*-
cyclopenta[*d*]pyrimidin-4-amine



- A solution of 2,4-dichloro-7-(3,5-difluorophenyl)-6,7-dihydro-5*H*-cyclopenta[*d*]pyrimidine (200 mg, 0.664 mmol) and methanamine (0.664 mL, 1.328 mmol) in MeOH (3 mL) was stirred at rt for 1 h. The solvent was removed in vacuum and the crude product was purified by column chromatography on silica gel to give 2-chloro-7-(3,5-difluorophenyl)-*N*-methyl-6,7-dihydro-5*H*-cyclopenta[*d*]pyrimidin-4-amine (60 mg, 0.203 mmol, 30.5 % yield). LC-MS (M+H)⁺ = 296.1.
- 10

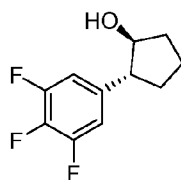
- 15 *Preparation T*

2,4-Dichloro-7-(3,4,5-trifluorophenyl)-6,7-dihydro-5*H*-cyclopenta[*d*]pyrimidine



Intermediate T(1)

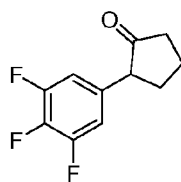
(1*S*,2*R*)-2-(3,4,5-Trifluorophenyl)cyclopentanol



To a suspension of magnesium (2.88 g, 118 mmol) in THF (110 mL) was slowly added 5-bromo-1,2,3-trifluorobenzene (25 g, 118 mmol). After the addition, the reaction mixture was heated at reflux for 2 h. To this reaction mixture, copper (I) iodide (1.506 g, 7.91 mmol) and 6-oxabicyclo[3.1.0]hexane (9.93 g, 118 mmol) dissolved in THF (20 mL) were added dropwise. The reaction mixture warmed upon the addition of the epoxide. The reaction was stirred at rt for 2 h at rt. The reaction mixture was quenched by the addition of a solution of ammonium chloride. Ether was added and the organic layer was collected, dried (Na₂SO₄) and concentrated. The crude product was purified by column chromatography on silica gel to give (1S,2R)-2-(3,4,5-trifluorophenyl)cyclopentanol (20.2 g, 93 mmol, 79 % yield).
¹H NMR (500 MHz, CDCl₃) δ ppm 6.79 - 7.02 (2H, m), 4.10 - 4.21 (1H, m), 2.75 - 2.91 (1H, m), 2.08 - 2.24 (2H, m), 1.75 - 1.93 (2H, m), 1.50 - 1.75 (2H, m).

Intermediate T(2)

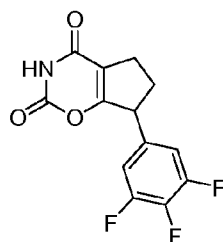
15 2-(3,4,5-Trifluorophenyl)cyclopentanone



To a solution of (1S,2R)-2-(3,4,5-trifluorophenyl)cyclopentanol (1 g, 4.63 mmol) in CH₂Cl₂ (20 mL) was added Dess-Martin periodinane (2.354 g, 5.55 mmol). The reaction mixture was stirred at rt for 1 h. The reaction was diluted with dichloromethane and quenched with the addition of 1 N NaOH. The organic layer was collected, dried (Na₂SO₄) and concentrated. The crude product was purified by column chromatography on silica gel to afford 2-(3,4,5-trifluorophenyl)cyclopentanone (310 mg, 1.447 mmol, 31.3 % yield). LC-MS (M+H)⁺ = 215.1.

25 Intermediate T(3)

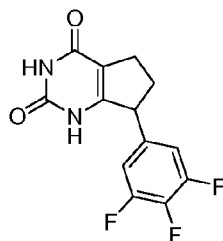
7-(3,4,5-Trifluorophenyl)-6,7-dihydrocyclopenta[*e*][1,3]oxazine-2,4(3*H*,5*H*)-dione



A mixture of 2-(3,4,5-trifluorophenyl)cyclopentanone (2 g, 9.34 mmol) and carbonisocyanatidic chloride (1.773 g, 16.81 mmol) was heated at 58°C for 1 h and at 130 °C for 2 h. Upon cooling to room temperature, the reaction mixture was dissolved in ethyl acetate and washed with saturated aqueous solution of sodium bicarbonate. The organic layer was separated and the aqueous layer was extracted with ethyl acetate. The combined organic extracts were dried over anhydrous magnesium sulfate and filtered. The solvent was removed in vacuum and the residue was purified by column chromatography on silica gel to give 7-(3,4,5-trifluorophenyl)-6,7-dihydrocyclopenta[e][1,3]oxazine-2,4(3*H*,5*H*)-dione (1.227 g, 4.33 mmol, 46.4 % yield). LC-MS (M+H)⁺ = 284.0.

Intermediate T(4)

7-(3,4,5-Trifluorophenyl)-6,7-dihydro-1*H*-cyclopenta[*d*]pyrimidine-2,4(3*H*,5*H*)-dione



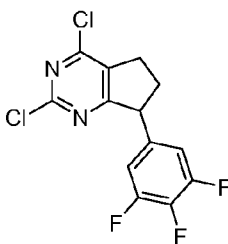
15

A solution of 7-(3,4,5-trifluorophenyl)-6,7-dihydrocyclopenta[e][1,3]oxazine-2,4(3*H*,5*H*)-dione (1.23 g, 4.34 mmol) in concentrated ammonium hydroxide (75 mL, 1926 mmol) was heated at 100°C in a high-pressure (350 mL) vessel overnight. The reaction mixture was cooled and concentrated in vacuum to give crude 7-(3,4,5-trifluorophenyl)-6,7-dihydro-1*H*-cyclopenta[*d*]pyrimidine-2,4(3*H*,5*H*)-dione (1.3 g, 4.61 mmol, 106 % yield). LC-MS (M+H)⁺ = 283.0.

20

Preparation T

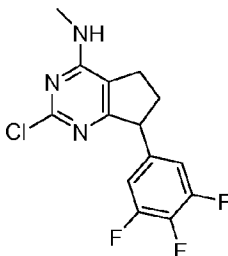
2,4-Dichloro-7-(3,4,5-trifluorophenyl)-6,7-dihydro-5*H*-cyclopenta[*d*]pyrimidine



A solution of 7-(3,4,5-trifluorophenyl)-6,7-dihydro-1*H*-cyclopenta[*d*]pyrimidine-2,4(3*H*,5*H*)-dione (1.3 g, 4.61 mmol) in phosphoryl trichloride (5 mL, 54.6 mmol) was heated in microwave at 110 °C for 1 h. The reaction was repeated with an additional 800 mg of the starting material. The reaction mixtures was poured into ice and combined. Once ice melted, the product was extracted with dichloromethane. The combined organic extracts were dried over anhydrous magnesium sulfate and filtered. The solvent was removed in vacuum and the residue was purified by column chromatography on silica gel to give 2,4-dichloro-7-(3,4,5-trifluorophenyl)-6,7-dihydro-5*H*-cyclopenta[*d*]pyrimidine (498 mg, 1.561 mmol, 33.9 % yield). LC-MS ($M+H$)⁺ = 318.9.

Preparation Ta

2-Chloro-*N*-methyl-7-(3,4,5-trifluorophenyl)-6,7-dihydro-5*H*-cyclopenta[*d*]pyrimidin-4-amine



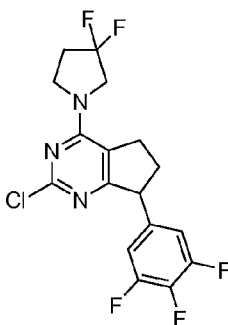
15

A solution of 2,4-dichloro-7-(3,4,5-trifluorophenyl)-6,7-dihydro-5*H*-cyclopenta[*d*]pyrimidine (498 mg, 1.561 mmol) and methanamine (1.561 mL, 3.12 mmol) in MeOH (10 mL) was stirred at rt for 1 h. Incomplete reaction was observed. Additional portions of methanamine (1.561 mL, 3.12 mmol) were added to the reaction mixture until the reaction was complete. The solvent was removed in vacuum and the residue was purified by column chromatography on silica gel to give 2-chloro-7-(3,5-difluorophenyl)-*N*-methyl-6,7-dihydro-5*H*-cyclopenta[*d*]pyrimidin-4-amine (60 mg, 0.203 mmol, 30.5 % yield). LC-MS ($M+H$)⁺ = 314.0.

20

Preparation Tb

2-Chloro-4-(3,3-difluoropyrrolidin-1-yl)-7-(3,4,5-trifluorophenyl)-6,7-dihydro-5H-cyclopenta[*d*]pyrimidine



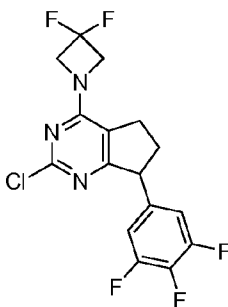
5

A solution of 2,4-dichloro-7-(3,4,5-trifluorophenyl)-6,7-dihydro-5H-cyclopenta[*d*]pyrimidine (100 mg, 0.313 mmol), DIPEA (0.066 mL, 0.376 mmol) and 3,3-difluoropyrrolidine, HCl salt (45.0 mg, 0.313 mmol) were stirred at rt for 1 h. The solvent was removed in vacuum and the residue was purified by column chromatography on silica gel to give 2-chloro-4-(3,3-difluoropyrrolidin-1-yl)-7-(3,4,5-trifluorophenyl)-6,7-dihydro-5H-cyclopenta[*d*]pyrimidine (105 mg, 0.269 mmol, 86 % yield). LC-MS (M+H)⁺ = 390.0.

10

Preparation Tc

2-Chloro-4-(3,3-difluoroazetidin-1-yl)-7-(3,4,5-trifluorophenyl)-6,7-dihydro-5H-cyclopenta[*d*]pyrimidine



15

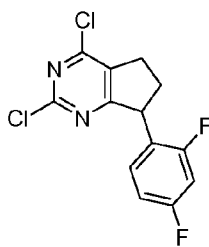
A solution of 2,4-dichloro-7-(3,4,5-trifluorophenyl)-6,7-dihydro-5H-cyclopenta[*d*]pyrimidine (100 mg, 0.313 mmol), DIPEA (0.109 mL, 0.627 mmol) and 3,3-difluoroazetidine, HCl salt (44.7 mg, 0.345 mmol) were stirred at rt for 1 h. The solvent was removed in vacuum and the residue was purified by column chromatography

20

on silica gel to give 2-chloro-4-(3,3-difluoroazetidin-1-yl)-7-(3,4,5-trifluorophenyl)-6,7-dihydro-5H-cyclopenta[d]pyrimidine (105 mg, 0.279 mmol, 89 % yield). LC-MS $(M+H)^+ = 376.0$.

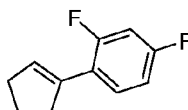
5 Preparation U

2,4-Dichloro-7-(2,4-difluorophenyl)-6,7-dihydro-5H-cyclopenta[d]pyrimidine



Intermediate U(1)

1-Cyclopentenyl-2,4-difluorobenzene



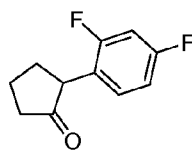
10

To a 0.497M solution of (2,4-difluorophenyl)magnesium bromide (32.4 g, 149 mmol) in THF at 0°C was carefully added cyclopentanone (13.23 mL, 149 mmol). Upon the end of the addition, the reaction mixture was heated at reflux for 2 h. Ice (10 g) and 6N aqueous hydrochloric acid were added. The reaction mixture was extracted with
 15 ether. The combined organic extracts were washed with a saturated aqueous solution of sodium hydrogen sulfite, a saturated aqueous solution of sodium bicarbonate and water. The organic layer was dried over anhydrous magnesium sulfate and filtered. The solvent was removed in vacuum and the residue was purified by column chromatography on silica gel to give 1-cyclopentenyl-2,4-difluorobenzene (7.064 g, 39.2 mmol, 26.3 % yield)
 20 as colorless oil. LC-MS $(M+H)^+ = 181.0$. ^1H NMR (500 MHz, CDCl_3) δ ppm 7.22 - 7.31 (1H, m), 6.75 - 6.85 (2H, m), 6.26 - 6.31 (1H, m), 2.68 - 2.74 (2H, m), 2.51 - 2.58 (2H, m), 1.93 - 2.02 (2H, m).

Intermediate U(2)

25

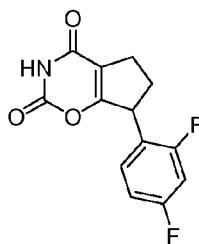
2-(2,4-Difluorophenyl)cyclopentanone



A mixture of 90% formic acid (26.4 mL, 689 mmol) and 30% hydrogen peroxide (6.0 mL, 39.2 mmol) was warmed at 40°C for 10 min. The resulting solution was carefully added to 1-cyclopentenyl-2,4-difluorobenzene (7.064 g, 39.2 mmol) under stirring. The two-phase system was initially stirred at room temperature. After a certain period of time, a spontaneous exothermic reaction took place, and the temperature rose to about 50°C. The reaction mixture was stirred at room temperature for 2 h. The reaction mixture was quenched by careful addition of a saturated sodium bicarbonate solution. Ether was added and the content of the separatory funnel was vigorously shaken. The organic layer was separated and the aqueous layer was extracted with ether. The combined organic extracts were dried over anhydrous magnesium sulfate and filtered. The solvent was removed in vacuum and the residue was purified by column chromatography on silica gel to give 2-(2,4-difluorophenyl)cyclopentanone (3.503 g, 17.85 mmol, 45.5 % yield) as colorless oil. LC-MS (M+H)⁺ = 195.2. ¹H NMR (500 MHz, CDCl₃) δ ppm 7.08 (1H, td, *J*=8.4, 6.4 Hz), 6.76 - 6.86 (2H, m), 3.42 (1H, dd, *J*=12.2, 8.9 Hz), 2.42 - 2.53 (2H, m), 2.28 - 2.39 (1H, m), 2.13 - 2.23 (1H, m), 1.86 - 2.10 (2H, m).

Intermediate U(3)

7-(2,4-Difluorophenyl)-6,7-dihydrocyclopenta[*e*][1,3]oxazine-2,4(3*H*,5*H*)-dione



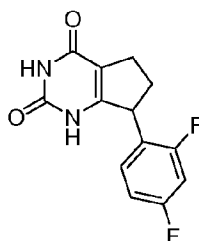
A mixture of 2-(2,4-difluorophenyl)cyclopentanone (1.014 g, 5.17 mmol) and 50% wt. carbonisocyanatidic chloride solution in toluene (1.963 g, 9.30 mmol) was heated at 58 °C for 1 h and at 120°C for 3 h. The reaction mixture was dissolved in ethyl acetate and washed with an aqueous solution of sodium bicarbonate. The organic layer was separated and the aqueous layer was extracted with ethyl acetate. The combined

organic extracts were dried over anhydrous magnesium sulfate and filtered. The solvent was removed in vacuum and the residue was purified by column chromatography on silica gel to give 7-(2,4-difluorophenyl)-6,7-dihydrocyclopenta[*e*][1,3]oxazine-2,4(3*H*,5*H*)-dione (499.3 mg, 1.883 mmol, 36.4 % yield) as brown solid. LC-MS

- 5 (M+H)⁺ = 266.2. ¹H NMR (500 MHz, CDCl₃) δ ppm 8.19 - 8.64 (1H, m), 7.10 (1H, td, *J*=8.5, 6.3 Hz), 6.78 - 6.92 (2H, m), 4.36 - 4.49 (1H, m), 2.79 - 2.92 (1H, m), 2.59 - 2.78 (2H, m), 2.08 (1H, ddd, *J*=9.3, 6.9, 6.7 Hz).

Intermediate U(4)

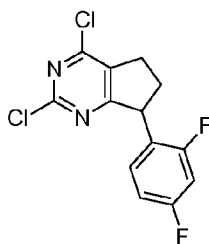
- 10 7-(2,4-Difluorophenyl)-6,7-dihydro-1*H*-cyclopenta[*d*]pyrimidine-2,4(3*H*,5*H*)-dione



- A mixture of 2-(2,4-difluorophenyl)cyclopentanone (1.014 g, 5.17 mmol) and 50% wt. carbonisocyanatidic chloride solution in toluene (1.963 g, 9.30 mmol) was heated at 58 °C for 1 h and at 120°C for 3 h. The reaction mixture was dissolved in ethyl acetate and washed with an aqueous solution of sodium bicarbonate. The organic layer was separated and the aqueous layer was extracted with ethyl acetate. The combined organic extracts were dried over anhydrous magnesium sulfate and filtered. The solvent was removed in vacuum and the residue was purified by column chromatography on silica gel to give 7-(2,4-difluorophenyl)-6,7-dihydrocyclopenta[*e*][1,3]oxazine-2,4(3*H*,5*H*)-dione (499.3 mg, 1.883 mmol, 36.4 % yield) as brown solid. LC-MS
- 15 (M+H)⁺ = 265.1.
- 20

Preparation U

2,4-Dichloro-7-(2,4-difluorophenyl)-6,7-dihydro-5*H*-cyclopenta[*d*]pyrimidine



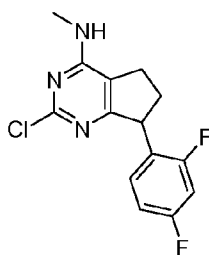
A solution of 7-phenyl-6,7-dihydro-1*H*-cyclopenta[*d*]pyrimidine-2,4(3*H*,5*H*)-dione (248.5 mg, 0.940 mmol) in phosphoryl trichloride (10 mL) was heated in microwave at 130 °C for 2 h. The reaction mixture was poured in a beaker with ice.

- 5 Once ice melted, the product was extracted with dichloromethane. The combined organic extracts were dried over anhydrous magnesium sulfate and filtered. The solvent was removed in vacuum and the residue was purified by column chromatography on silica gel to give 2,4-dichloro-7-phenyl-6,7-dihydro-5*H*-cyclopenta[*d*]pyrimidine (267.9 mg, 95%) as light brown solid. LC-MS (M+H)⁺ = 301.1.

10

Preparation Ua

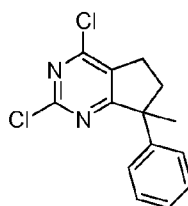
2-Chloro-7-(2,4-difluorophenyl)-*N*-methyl-6,7-dihydro-5*H*-cyclopenta[*d*]pyrimidin-4-amine



- 15 To a solution of 2,4-dichloro-7-(2,4-difluorophenyl)-6,7-dihydro-5*H*-cyclopenta[*d*]pyrimidine (267.9 mg, 0.890 mmol) in methanol (5 mL) was added a 2M solution of methylamine in methanol (0.890 mL, 1.779 mmol). The reaction mixture was stirred at room temperature overnight. The solvent was removed in vacuum and the residue was partitioned between ethyl acetate and water. The organic layer was separated
- 20 and the aqueous layer was extracted with ethyl acetate. The combined organic extracts were dried over anhydrous magnesium sulfate and filtered. The solvent was removed in vacuum and the residue was purified by column chromatography on silica gel to give 2-chloro-7-(2,4-difluorophenyl)-*N*-methyl-6,7-dihydro-5*H*-cyclopenta[*d*]pyrimidin-4-amine (184.6 mg, 0.624 mmol, 70.2 % yield) as brown solid. LC-MS (M+H)⁺ = 296.1.

Preparation V

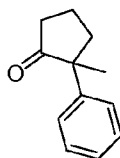
2,4-dichloro-7-methyl-7-phenyl-6,7-dihydro-5H-cyclopenta[d]pyrimidine



5

Intermediate V(1)

2-methyl-2-phenylcyclopentanone

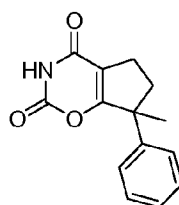


- 10 To a slurry of 60% NaH (125 mg, 3.12 mmol) in DME (3571 μ L) at 0 °C was added 2-phenylcyclopentanone (500 mg, 3.12 mmol). After stirring for 1h, MeI (898 μ L, 14.36 mmol) was added, and the solution heated to reflux for 2h. The reaction was poured onto ice and extracted 3 times into Et₂O. The organic extracts were washed with brine, dried over MgSO₄, filtered and concentrated in vacuo. Applied to Silica gel and
- 15 eluted with an EtOAc/Hex gradient to afford 2-methyl-2-phenylcyclopentanone (401.7 mg, 2.305 mmol, 73.9 % yield). LC-MS (M+H)⁺ = 175.1. ¹H NMR (500 MHz, CDCl₃) δ ppm 7.29 - 7.37 (4 H, m), 7.20 - 7.24 (1 H, m), 2.54 (1 H, dt, *J*=12.51, 6.26 Hz), 2.34 (2 H, t, *J*=7.63 Hz), 1.82 - 2.05 (3 H, m), 1.38 (3 H, s).

20

Intermediate V(2)

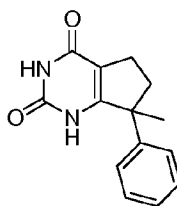
7-methyl-7-phenyl-6,7-dihydrocyclopenta[c][1,3]oxazine-2,4(3H,5H)-dione



Combined 2-methyl-2-phenylcyclopentanone (Intermediate V(1) (705.5 mg, 4.05 mmol) and carbonisocyanatidic chloride (1700 mg, 8.06 mmol), flushed with N₂, and sealed in a sealed tube. Heated at 58 °C for 1 h, then 130 °C for 1.75 h. Let cool to rt. Carefully opened the tube (HCl), and dissolved the residue in EtOAc. Partitioned with
 5 NaHCO₃ (aq), and extracted 3 times into EtOAc. Washed combined organic layers with brine, dried over MgSO₄, filtered, and concentrated *in vacuo*. Loaded the residue onto Silica gel and eluted with an EtOAc/Hexane gradient to afford 7-methyl-7-phenyl-6,7-dihydrocyclopenta[e][1,3]oxazine-2,4(3H,5H)-dione (43% yield) LC-MS (M+H)⁺ = 244.1. ¹H NMR (500 MHz, CDCl₃) δ ppm 8.12 (1 H, br. s.), 7.32 - 7.38 (2 H, m), 7.26 -
 10 7.30 (3 H, m), 2.69 - 2.75 (2 H, m), 2.43 - 2.52 (1 H, m), 2.21 - 2.29 (1 H, m), 1.68 (3 H, s).

Intermediate V(3)

7-methyl-7-phenyl-6,7-dihydro-1H-cyclopenta[d]pyrimidine-2,4(3H,5H)-dione

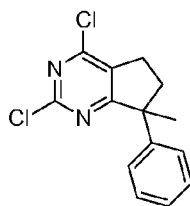


15

To solid 7-methyl-7-phenyl-6,7-dihydrocyclopenta[e][1,3]oxazine-2,4(3H,5H)-dione (420 mg, 1.727 mmol) was added concentrated Ammonium Hydroxide (4706 μL, 121 mmol) in a sealed tube. The tube was heated for 4h at 80 °C. Cooled to rt. Removed the solvent under a stream of N₂. Loaded the residue onto Silica gel and eluted with an
 20 EtOAc/Hexane gradient to afford 7-methyl-7-phenyl-6,7-dihydro-1H-cyclopenta[d]pyrimidine-2,4(3H,5H)-dione (293 mg, 1.209 mmol, 70.0 % yield). LC-MS (M+H)⁺ = 243.1.

Preparation V

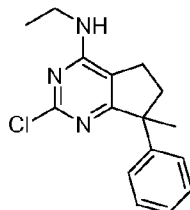
25 2,4-dichloro-7-methyl-7-phenyl-6,7-dihydro-5H-cyclopenta[d]pyrimidine



Dissolved 7-methyl-7-phenyl-6,7-dihydro-1H-cyclopenta[d]pyrimidine-2,4(3H,5H)-dione (48.2 mg, 0.199 mmol) in POCl₃ (742 μ L, 7.96 mmol) and placed in a microwave vial. Heated the reaction for 1h at 120 °C in the microwave. Cooled to rt, and poured into ice. As soon as the ice melted, extracted 3 times into EtOAc. Dried over MgSO₄, filtered, and concentrated in vacuo. A quick EtOAc/Hex SG column provided 2,4-dichloro-7-methyl-7-phenyl-6,7-dihydro-5H-cyclopenta[d]pyrimidine (43.1 mg, 0.154 mmol, 78 % yield). LC-MS (M+H)⁺ = 279.1.

10 Preparation Va

2-chloro-N-ethyl-7-methyl-7-phenyl-6,7-dihydro-5H-cyclopenta[d]pyrimidin-4-amine

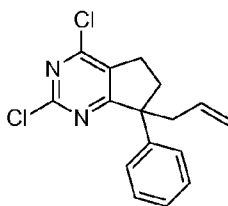


To a solution of 2,4-dichloro-7-methyl-7-phenyl-6,7-dihydro-5H-cyclopenta[d]pyrimidine (Preparation V) (43.1 mg, 0.154 mmol) in THF (772 μ L) at rt was added a solution of 2M Ethylamine (386 μ L, 0.772 mmol) diluted with 390 μ L MeOH (overall reaction is .1M in 1:1 THF/MeOH). Let stir at rt. Removed the solvent and subjected the residue to a Silica gel column with an EtOAc/Hex gradient to afford 2-chloro-N-ethyl-7-methyl-7-phenyl-6,7-dihydro-5H-cyclopenta[d]pyrimidin-4-amine (38.0 mg, 0.132 mmol, 86 % yield).

20

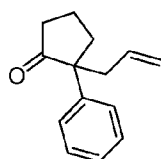
Preparation W

2,4-dichloro-7-allyl-7-phenyl-6,7-dihydro-5H-cyclopenta[d]pyrimidine



Intermediate W(1)

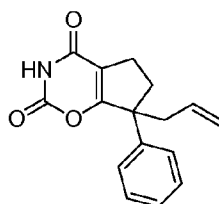
2-allyl-2-phenylcyclopentanone



- 5 The procedure of Intermediate V(1) was utilized with allyl bromide to obtain 2-allyl-2-phenylcyclopentanone.

Intermediate W(2)

7-allyl-7-phenyl-6,7-dihydrocyclopenta[e][1,3]oxazine-2,4(3H,5H)-dione



10

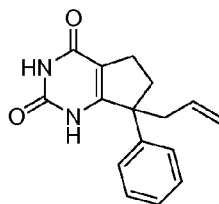
The method of Intermediate V(2) was utilized to obtain 7-allyl-7-phenyl-6,7-dihydrocyclopenta[e][1,3]oxazine-2,4(3H,5H)-dione.

- ¹H NMR (500 MHz, CDCl₃) δ ppm 8.06 (1 H, br. s.), 7.23 - 7.43 (5 H, m), 5.59 - 5.72 (1 H, m, *J*=17.09, 9.99, 7.21, 7.21 Hz), 5.08 - 5.23 (2 H, m), 2.73 - 2.87 (2 H, m), 2.63 - 2.71 (2 H, m), 2.38 - 2.49 (2 H, m)

15

Intermediate W(3)

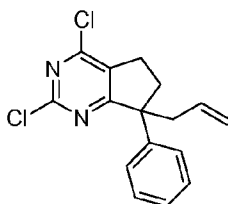
7-allyl-7-phenyl-6,7-dihydro-1H-cyclopenta[d]pyrimidine-2,4(3H,5H)-dione



The method of Intermediate V(3) was utilized to obtain 7-allyl-7-phenyl-6,7-dihydro-1H-cyclopenta[d]pyrimidine-2,4(3H,5H)-dione. LC-MS $(M+H)^+ = 269.1$.

Preparation W

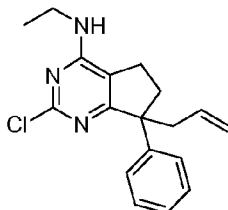
5 2,4-dichloro-7-allyl-7-phenyl-6,7-dihydro-5H- cyclopenta[d]pyrimidine



The method of Preparation V was used to obtain 2,4-dichloro-7-allyl-7-phenyl-6,7-dihydro-5H- cyclopenta[d]pyrimidine. LC-MS $(M+H)^+ = 305.0$.

10 *Preparation Wa*

2-chloro-N-ethyl-7-allyl-7-phenyl-6,7-dihydro-5H-cyclopenta[d]pyrimidin-4-amine

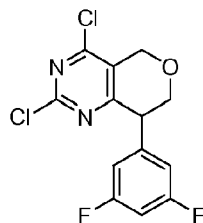


Utilizing the procedure for Preparation Va, 2-chloro-N-ethyl-7-allyl-7-phenyl-6,7-dihydro-5H-cyclopenta[d]pyrimidin-4-amine was obtained. LC-MS $(M+H)^+ = 314.1$.

15

Preparation X

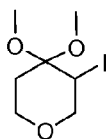
2,4-dichloro-8-(3,5-difluorophenyl)-7,8-dihydro-5H-pyrano[4,3-d]pyrimidine



Intermediate X(1)

20

3-iodo-4,4-dimethoxytetrahydro-2H-pyran



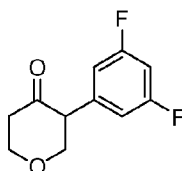
The mixture of trimethoxymethane (82 mL, 745 mmol) and dihydro-2H-pyran-4(3H)-one (14.92 g, 149 mmol) was cooled to 4 °C. Added diiodine (37.8 g, 149 mmol) in lots and keep the temperature between 4 °C and 5 °C. The reaction mixture was stirred
 5 at 4 °C for 10 min. Cooling bath was removed, stirred at 28 °C for 10 min. The mixture was cooled to 10 °C and stirred for 10 min, and then stirred at RT for 1 h.

The reaction mixture was diluted with CH₂Cl₂ and cooled in ice water. Slowly quenched with saturated Na₂S₂O₃ solution. The mixed layers were separated. The aqueous layer was extracted with CH₂Cl₂. The combined organic layer was washed with
 10 brine, dried over Na₂SO₄ and concentrated. The crude product was purified by column chromatography on silica gel to give 3-iodo-4,4-dimethoxytetrahydro-2H-pyran (33.05 g, 121 mmol, 82 % yield). ¹H NMR (500 MHz, CDCl₃) δ ppm 4.24 (1 H, t, J=2.29 Hz), 3.93 - 4.02 (1 H, m), 3.83 - 3.92 (2 H, m), 3.55 (1 H, d, J=2.44 Hz), 3.24 (3 H, s), 3.20 (3 H, s), 2.33 (1 H, dd, J=4.88, 2.14 Hz), 1.79 (1 H, dd, J=14.34, 2.44 Hz)

15

Intermediate X(2)

3-(3,5-difluorophenyl)dihydro-2H-pyran-4(3H)-one

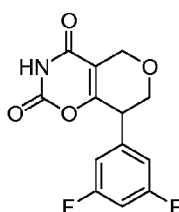


To a mixture of (1R,2R)-2-aminocyclohexanol hydrochloride (0.418 g, 2.76
 20 mmol), nickel(II) chloride hexahydrate (0.328 g, 1.378 mmol) and 3,5-difluorophenylboronic acid (6.53 g, 41.3 mmol) was added NaHMDS in THF (55.1 mL, 55.1 mmol) at 10 °C dropwise under N₂. After addition, the mixture was stirred at 10 °C for 20 min. 2-Propanol (113 mL) (previously bubbled by N₂) was added at 0 °C and then the mixture was stirred at RT for 10 min. 3-iodo-4, 4-dimethoxytetrahydro-2H-pyran
 25 (Preparation X1) (7.5 g, 27.6 mmol). in THF was added dropwise and the mixture was heated at 60 °C overnight. The reaction mixture was cooled in ice bath, added 1.0 HCl until acidic and stirred for 10 min. Concentrated in vacuum. Extracted with EtOAc and

the organic layer was washed with brine and concentrated. The residue was purified by column chromatography on silica gel to give 3-(3,5-difluorophenyl)dihydro-2H-pyran-4(3H)-one (1.6 g, 7.54 mmol, 27.4 % yield). ¹H NMR (500 MHz, CDCl₃) δ ppm 6.78 (dd, J=8.24, 2.14 Hz, 2 H) 6.62 - 6.75 (m, 1 H) 4.21 (dd, J=11.44, 5.65 Hz, 2 H) 3.85 - 4.01 (m, 2 H) 3.76 (dd, J=8.55, 6.10 Hz, 1 H) 2.60 - 2.75 (m, 1 H) 2.48 - 2.60 (m, 1 H)

Intermediate X(3)

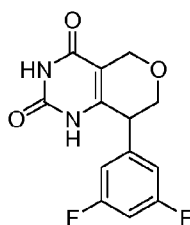
8-(3,5-difluorophenyl)-7,8-dihydropyrano[3,4-e][1,3]oxazine-2,4(3H,5H)-dione



The mixture of 3-(3,5-difluorophenyl) dihydro-2H-pyran-4(3H)-one (Preparation X2) (800 mg, 3.77 mmol) and carbonisocyanatidic chloride (557 mg, 5.28 mmol) was heated in a sealed bottle at 55 °C for 1 h and then at 130 °C for 2 h. The mixture was cooled to RT. Partition between EtOAc and saturated NaHCO₃ solution. Extracted with EtOAc(x 3 times). The combined organic layers was washed with brine, dried over Na₂SO₄ and concentrated. The crude product was purified by column chromatography on silica gel to give 8-(3,5-difluorophenyl)-7,8-dihydropyrano[3,4-c][1,3]oxazine-2,4(3H,5H)-dione (230 mg, 0.818 mmol, 21.69 % yield). LC-MS (M+H)⁺ = 282.0. ¹H NMR (500 MHz, CDCl₃) δ ppm 8.94 (br, s., 1 H) 6.85 - 7.01 (m, 2 H) 6.81 (tt, J=8.81, 2.17 Hz, 1 H) 4.70 (d, J=15.56 Hz, 1 H) 4.49 (dd, J=15.56, 2.14 Hz, 1 H) 4.03 - 4.12 (m, 2 H) 3.68 (br. s., 1 H)

Intermediate X(4)

8-(3,5-difluorophenyl)-7,8-dihydro-1H-pyrano[4,3-d]pyrimidine-2,4(3H,5H)-dione

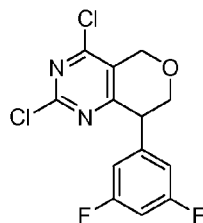


The mixture of 8-(3,5-difluorophenyl)-7,8-dihydropyrano[3,4-e][1,3]oxazine-2,4(3H,5H)-dione (Preparation X3)(230 mg, 0.818 mmol) and ammonium hydroxide (2229 μ L, 57.3 mmol) in a sealed bottle was heated at 80 °C for 4 h. Blowed by N₂ overnight to get 8-(3,5-difluorophenyl)-7,8-dihydro-1H-pyrano[4,3-d]pyrimidine-2,4(3H,5H)-dione (191 mg, 0.682 mmol, 83 % yield) which was used as is.

LC-MS (M+H)⁺ = 281.1.

Preparation X

2,4-dichloro-8-(3,5-difluorophenyl)-7,8-dihydro-5H-pyrano[4,3-d]pyrimidine



10

The mixture of 8-(3,5-difluorophenyl)-7,8-dihydro-1H-pyrano[4,3-d]pyrimidine-2,4(3H,5H)-dione (Intermediate X(4)) (191 mg, 0.682 mmol) and POCl₃ (1906 μ L, 20.45 mmol) in a microwave vial was heated by microwave at 100 °C for 2.5 h. The mixture was poured on ice, as long as ice was melted, extracted with EtOAc (x3 times), washed with brine, dried over Na₂SO₄ and concentrated. The crude product was purified by column chromatography on silica gel to give 2,4-dichloro-8-(3,5-difluorophenyl)-7,8-dihydro-5H-pyrano[4,3-d]pyrimidine (117 mg, 0.369 mmol, 54.1 % yield).

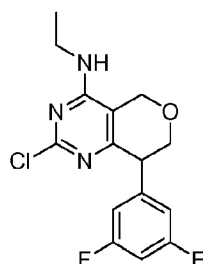
15

LC-MS (M+H)⁺ = 317.1. ¹H NMR (400 MHz, CDCl₃) δ ppm 6.66 - 6.91 (m, 3 H) 4.87 - 5.01 (m, 1 H) 4.70 - 4.83 (m, 1 H) 4.13 - 4.27 (m, 2 H) 4.10 (t, J=4.03 Hz, 1 H)

20

Preparation Xa

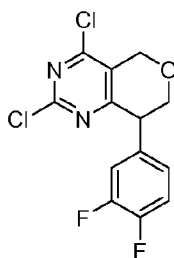
2-chloro-8-(3,5-difluorophenyl)-N-ethyl-7,8-dihydro-5H-pyrano[4,3-d]pyrimidin-4-amine



The mixture of ethanamine (406 μ L, 0.812 mmol), 2,4-dichloro-8-(3,5-difluorophenyl)-7,8-dihydro-5H-pyrano[4,3-d]pyrimidine (Preparation X) (117 mg, 0.369 mmol) and DIEA (161 μ L, 0.922 mmol) in THF (1845 μ L) was stirred at RT for 2 h. The mixture was concentrated and purified by column chromatography on silica gel to give 2-chloro-8-(3,5-difluorophenyl)-N-ethyl-7,8-dihydro-5H-pyrano[4,3-d]pyrimidin-4-amine (104 mg, 0.319 mmol, 87 % yield). LC-MS (M+H)⁺ = 326.1.

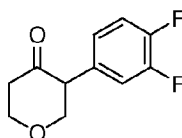
Preparation Y

2,4-dichloro-8-(3,4-difluorophenyl)-7,8-dihydro-5H-pyrano[4,3-d]pyrimidine



Intermediate Y(2)

3-(3,4-difluorophenyl)dihydro-2H-pyran-4(3H)-one

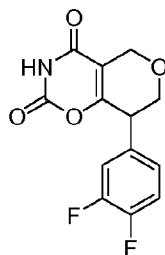


3,4-difluorophenylboronic acid was reacted as described in Intermediate X(2) with 3-iodo-4,4-dimethoxytetrahydro-2H-pyran (Intermediate X(1)) to give 3-(3,4-difluorophenyl)dihydro-2H-pyran-4(3H)-one (Intermediate Y(2)).

¹H NMR (500 MHz, CDCl₃) δ ppm 7.03 - 7.22 (m, 2 H) 6.95 (ddd, J=6.33, 4.20, 1.98 Hz, 1 H) 4.17 - 4.32 (m, 2 H) 3.96 (ddd, J=11.52, 9.84, 3.97 Hz, 1 H) 3.91 (dd, J=11.44, 9.00 Hz, 1 H) 3.77 (dd, J=8.85, 5.80 Hz, 1 H) 2.63 - 2.76 (m, 1 H) 2.49 - 2.62 (m, 1 H).

Intermediate Y(3)

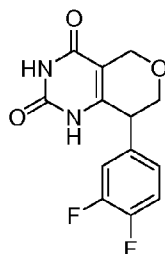
8-(3,4-difluorophenyl)-7,8-dihydropyrano[3,4-e][1,3]oxazine-2,4(3H,5H)-dione



- 5 3-(3,4-difluorophenyl)dihydro-2H-pyran-4(3H)-one (Intermediate Y(2)) was reacted as described in Intermediate X(3) with carbonisocyanatidic chloride to give 8-(3,4-difluorophenyl)-7,8-dihydropyrano[3,4-e][1,3]oxazine-2,4(3H,5H)-dione (Intermediate Y(3)). LC-MS (M+H)⁺ = 282.1. ¹H NMR (500 MHz, CDCl₃) δ ppm 7.08 - 7.20 (m, 3 H) 4.67 (d, J=15.26 Hz, 1 H) 4.46 (dd, J=15.56, 2.14 Hz, 1 H) 3.98 - 4.10 (m, 10 2 H) 3.67 (br. s., 1H).

Intermediate Y(4)

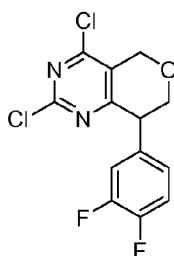
8-(3,4-difluorophenyl)-7,8-dihydro-1H-pyrano[4,3-d]pyrimidine-2,4(3H,5H)-dione



- 15 8-(3,4-difluorophenyl)-7,8-dihydropyrano[3,4-e][1,3]oxazine-2,4(3H,5H)-dione (Intermediate Y(3)) was reacted as described in Intermediate X(4) with ammonium hydroxide to give 8-(3,4-difluorophenyl)-7,8-dihydro-1H-pyrano[4,3-d]pyrimidine-2,4(3H,5H)-dione (Intermediate Y(4)). LC-MS (M-H) = 279.1.

20 Preparation Y

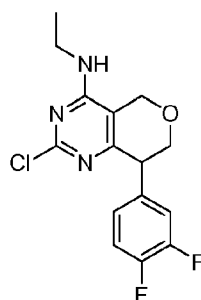
2,4-dichloro-8-(3,4-difluorophenyl)-7,8-dihydro-5H-pyrano[4,3-d]pyrimidine



2,4-dichloro-8-(3,4-difluorophenyl)-7,8-dihydro-5H-pyrano[4,3-d]pyrimidine (Intermediate Y(4)) was reacted as described in Preparation X with POCl₃ to give 2,4-dichloro-8-(3,4-difluorophenyl)-7,8-dihydro-5H-pyrano[4,3-d]pyrimidine (Preparation Y). LC-MS (M+H)⁺ = 317.1.

Preparation Ya

2-chloro-8-(3,4-difluorophenyl)-N-ethyl-7,8-dihydro-5H-pyrano[4,3-d]pyrimidin-4-amine



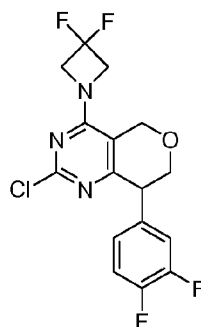
10

2,4-dichloro-8-(3,4-difluorophenyl)-7,8-dihydro-5H-pyrano[4,3-d]pyrimidine (Preparation Y) was reacted as described in Preparation Xa with ethanamine to give 2-chloro-8-(3,4-difluorophenyl)-N-ethyl-7,8-dihydro-5H-pyrano[4,3-d]pyrimidin-4-amine (Preparation Ya). LC-MS (M+H)⁺ = 326.1.

15

Preparation Yb

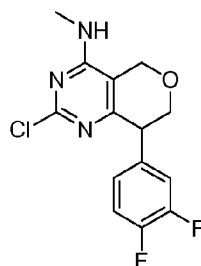
2-chloro-4-(3,3-difluoroazetidin-1-yl)-8-(3,4-difluorophenyl)-7,8-dihydro-5H-pyrano[4,3-d]pyrimidine



2,4-dichloro-8-(3,4-difluorophenyl)-7,8-dihydro-5H-pyrano[4,3-d]pyrimidine
(Preparation Y) was reacted as described in Preparation Xa with 3,3-difluoroazetidine,
HCl to give 2-chloro-4-(3,3-difluoroazetidin-1-yl)-8-(3,4-difluorophenyl)-7,8-dihydro-
5 5H-pyrano[4,3-d]pyrimidine (Preparation Yb). LC-MS (M+H)⁺ = 374.1.

Preparation Yc

2-chloro-8-(3,4-difluorophenyl)-N-methyl-7,8-dihydro-5H-pyrano[4,3-d]pyrimidin-4-
amine



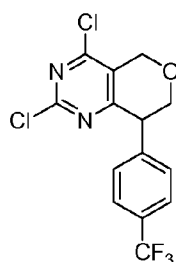
10

2,4-dichloro-8-(3,4-difluorophenyl)-7,8-dihydro-5H-pyrano[4,3-d]pyrimidine
(Preparation Y) was reacted as described in Preparation Xa with methanamine to give 2-
chloro-8-(3,4-difluorophenyl)-N-methyl-7,8-dihydro-5H-pyrano[4,3-d]pyrimidin-4-amine
(Preparation Yc). LC-MS (M+H)⁺ = 312.3.

15

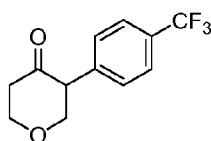
Preparation Z

2,4-dichloro-8-(4-(trifluoromethyl)phenyl)-7,8-dihydro-5H-pyrano[4,3-d]pyrimidine



Intermediate Z(2)

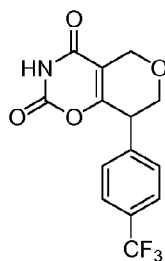
3-(4-(trifluoromethyl)phenyl)dihydro-2H-pyran-4(3H)-one



- 5 4-(trifluoromethyl)phenylboronic acid was reacted as described in Intermediate X(2) with 3-iodo-4,4-dimethoxytetrahydro-2H-pyran (Intermediate X(1)) to give 3-(4-(trifluoromethyl)phenyl)dihydro-2H-pyran-4(3H)-one (Intermediate Z(2)).
- ¹H NMR (500 MHz, CDCl₃) δ ppm 7.61 (m, J=8.24 Hz, 2 H) 7.37 (m, J=7.93 Hz, 2 H) 4.26 (dd, J=11.44, 5.95 Hz, 2 H) 3.93 - 4.05 (m, 2 H) 3.82 - 3.93 (m, 1 H) 2.64 - 2.81 (m, 1 H) 2.49 - 2.64 (m, 1 H)
- 10

Intermediate Z(3)

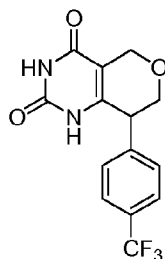
8-(4-(trifluoromethyl)phenyl)-7,8-dihydropyrano[3,4-e][1,3]oxazine-2,4(3H,5H)-dione



- 15 3-(4-(trifluoromethyl)phenyl)dihydro-2H-pyran-4(3H)-one (Intermediate Z(2)) was reacted as described in Intermediate X(3) with carbonisocyanatidic chloride to give 8-(4-(trifluoromethyl)phenyl)-7,8-dihydropyrano[3,4-e][1,3]oxazine-2,4(3H,5H)-dione (Intermediate Z(3)).
- ¹H NMR (500 MHz, CDCl₃) δ ppm 9.47 (br. s., 1 H) 7.58 - 7.75 (m, 2 H) 7.42 - 7.55 (m, 2 H) 4.68 (d, J=15.56 Hz, 1 H) 4.42 - 4.57 (m, 1 H) 4.03 - 4.22 (m, 2 H) 3.79 (br. s., 1 H)
- 20

Intermediate Z(4)

8-(4-(trifluoromethyl)phenyl)-7,8-dihydro-1H-pyrano[4,3-d]pyrimidine-2,4(3H,5H)-dione



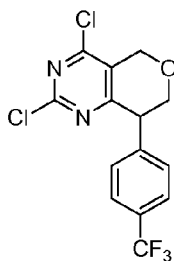
5

8-(4-(trifluoromethyl)phenyl)-7,8-dihydropyrano[3,4-e][1,3]oxazine-2,4(3H,5H)-dione (Intermediate Z(3)) was reacted as described in Intermediate X(4) with ammonium hydroxide to give 8-(4-(trifluoromethyl)phenyl)-7,8-dihydro-1H-pyrano[4,3-d]pyrimidine-2,4(3H,5H)-dione (Intermediate Z(4)). LC-MS (M-H)⁻ = 313.1.

10

Preparation Z

2,4-dichloro-8-(4-(trifluoromethyl)phenyl)-7,8-dihydro-5H-pyrano[4,3-d]pyrimidine



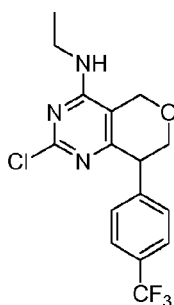
8-(4-(trifluoromethyl)phenyl)-7,8-dihydro-1H-pyrano[4,3-d]pyrimidine-2,4(3H,5H)-dione (Intermediate Z(4)) was reacted as described in Preparation X with POCl₃ to give 2,4-dichloro-8-(4-(trifluoromethyl)phenyl)-7,8-dihydro-5H-pyrano[4,3-d]pyrimidine (Preparation Z). LC-MS (M+H)⁺ = 349.1.

15

Preparation Za

2-chloro-N-ethyl-8-(4-(trifluoromethyl)phenyl)-7,8-dihydro-5H-pyrano[4,3-d]pyrimidin-4-amine

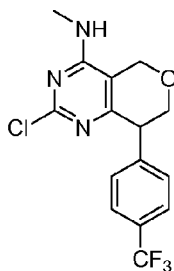
20



2,4-dichloro-8-(4-(trifluoromethyl)phenyl)-7,8-dihydro-5H-pyrano[4,3-d]pyrimidine (Preparation Z) was reacted as described in Preparation Xa with ethanamine to give 2-chloro-N-ethyl-8-(4-(trifluoromethyl)phenyl)-7,8-dihydro-5H-pyrano[4,3-d]pyrimidin-4-amine (Preparation Za). LC-MS (M+H)⁺ = 358.1.

Preparation Zb

2-chloro-N-methyl-8-(4-(trifluoromethyl)phenyl)-7,8-dihydro-5H-pyrano[4,3-d]pyrimidin-4-amine



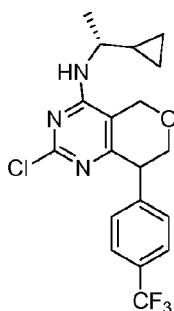
10

2,4-dichloro-8-(4-(trifluoromethyl)phenyl)-7,8-dihydro-5H-pyrano[4,3-d]pyrimidine (Preparation Z) was reacted as described in Preparation Xa with methanamine to give 2-chloro-N-methyl-8-(4-(trifluoromethyl)phenyl)-7,8-dihydro-5H-pyrano[4,3-d]pyrimidin-4-amine (Preparation Zb). LC-MS (M+H)⁺ = 344.1.

15

Preparation Zc

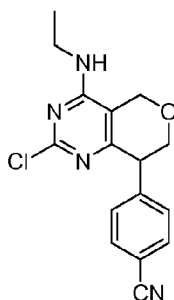
2-chloro-N-((R)-1-cyclopropylethyl)-8-(4-(trifluoromethyl)phenyl)-7,8-dihydro-5H-pyrano[4,3-d]pyrimidin-4-amine



2,4-dichloro-8-(4-(trifluoromethyl)phenyl)-7,8-dihydro-5H-pyrano[4,3-d]pyrimidine (Preparation Z) was reacted as described in Preparation Xa with (R)-1-cyclopropylethylamine, HCl to give 2-chloro-N-((R)-1-cyclopropylethyl)-8-(4-(trifluoromethyl)phenyl)-7,8-dihydro-5H-pyrano[4,3-d]pyrimidin-4-amine (Preparation Zc). LC-MS (M+H)⁺ = 398.2.

Preparation AAa

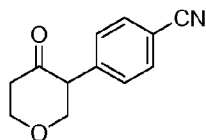
4-(2-chloro-4-(ethylamino)-7,8-dihydro-5H-pyrano[4,3-d]pyrimidin-8-yl)benzonitrile



10

Intermediate AA(2)

4-(4-oxotetrahydro-2H-pyran-3-yl)benzonitrile



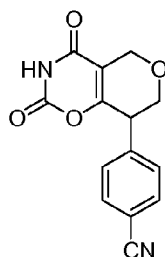
4-cyanophenylboronic acid was reacted as described in Intermediate X(2) with 3-iodo-4,4-dimethoxytetrahydro-2H-pyran (Intermediate X(1)) to give 4-(4-oxotetrahydro-2H-pyran-3-yl)benzonitrile (Intermediate AA(2)). LC-MS (M+H)⁺ = 202.1. ¹H NMR (500 MHz, CDCl₃) δ ppm 7.66 (d, J=8.24 Hz, 2 H) 7.38 (d, J=8.55 Hz, 2 H) 4.23 - 4.31

15

(m, 2 H) 3.94 - 4.02 (m, 2 H) 3.85 - 3.92 (m, 1 H) 2.55 - 2.65 (m, 1 H) 2.52 (t, J=5.80 Hz, 1 H).

Intermediate AA(3)

5 4-(2,4-dioxo-2,3,4,5,7,8-hexahydropyrano[3,4-e][1,3]oxazin-8-yl)benzonitrile

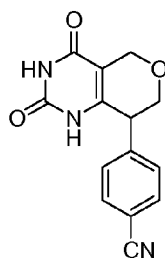


4-(4-oxotetrahydro-2H-pyran-3-yl)benzonitrile (Intermediate AA(2)) was reacted as described in Intermediate X(3) with carbonisocyanatidic chloride to give 4-(2,4-dioxo-2,3,4,5,7,8-hexahydropyrano[3,4-e][1,3]oxazin-8-yl)benzonitrile (Intermediate AA(3)).

10 LC-MS (M+H)⁺ = 271.1. ¹H NMR (400 MHz, CDCl₃) δ ppm 7.57 - 7.78 (m, 2 H) 7.41 - 7.51 (m, 2 H) 4.61 - 4.75 (m, 1 H) 4.50 (dd, J=15.49, 2.14 Hz, 1 H) 4.04 - 4.20 (m, 2 H) 3.78 (br. s., 1 H).

Intermediate AA(4)

15 4-(2,4-dioxo-2,3,4,5,7,8-hexahydro-1H-pyrano[4,3-d]pyrimidin-8-yl)benzonitrile

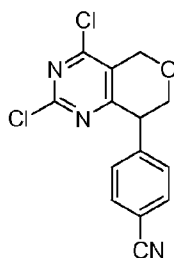


4-(2,4-dioxo-2,3,4,5,7,8-hexahydropyrano[3,4-e][1,3]oxazin-8-yl)benzonitrile (Intermediate AA(3)) was reacted as described in Intermediate X(4) with ammonium hydroxide to give 4-(2,4-dioxo-2,3,4,5,7,8-hexahydro-1H-pyrano[4,3-d]pyrimidin-8-

20 yl)benzonitrile (Intermediate AA(4)). LC-MS (M-H)⁺ = 270.2.

Preparation AA

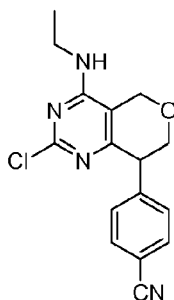
4-(2,4-dichloro-7,8-dihydro-5H-pyrano[4,3-d]pyrimidin-8-yl)benzonitrile



- 4-(2,4-dioxo-2,3,4,5,7,8-hexahydro-1H-pyrano[4,3-d]pyrimidin-8-yl)benzonitrile (Intermediate AA(4)) was reacted as described in Preparation X with POCl₃ to give 4-(2,4-dichloro-7,8-dihydro-5H-pyrano[4,3-d]pyrimidin-8-yl)benzonitrile (Preparation AA). LC-MS (M+H)⁺ = 306.1.

Preparation AAa

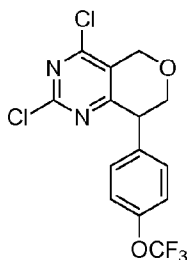
4-(2-chloro-4-(ethylamino)-7,8-dihydro-5H-pyrano[4,3-d]pyrimidin-8-yl)benzonitrile



- 4-(2,4-dichloro-7,8-dihydro-5H-pyrano[4,3-d]pyrimidin-8-yl)benzonitrile (Preparation AA) was reacted as described in Preparation Xa with ethanamine to give 4-(2-chloro-4-(ethylamino)-7,8-dihydro-5H-pyrano[4,3-d]pyrimidin-8-yl)benzonitrile (Preparation AAa). LC-MS (M+H)⁺ = 315.1.

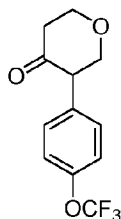
Preparation AB

2,4-dichloro-8-(4-(trifluoromethoxy)phenyl)-7,8-dihydro-5H-pyrano[4,3-d]pyrimidine



Intermediate AB(2)

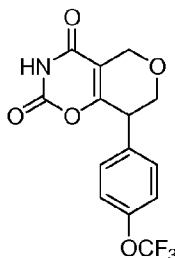
3-(4-(trifluoromethoxy)phenyl)dihydro-2H-pyran-4(3H)-one



5 The procedure of Intermediate X(2) was utilized with 4-(trifluoromethoxy)phenylboronic acid to obtain 3-(4-(trifluoromethoxy)phenyl)dihydro-2H-pyran-4(3H)-one. ¹H NMR (400 MHz, CDCl₃) δ ppm 7.29 (2 H, d, *J*=7.05 Hz), 7.19 - 7.25 (2 H, m), 4.23 - 4.32 (2 H, m), 3.91 - 4.04 (2 H, m), 3.84 (1 H, dd, *J*=8.81, 6.30 Hz), 2.66 - 2.77 (1 H, m), 2.56 - 2.63 (1 H, m)

10

Intermediate AB(3)

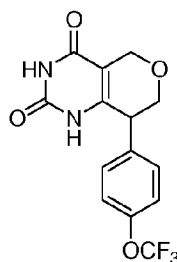
8-(4-(trifluoromethoxy)phenyl)-7,8-dihydropyrano[3,4-*e*][1,3]oxazine-2,4(3H,5H)-dione

15 The procedure of Intermediate X(3) was utilized to obtain 8-(4-(trifluoromethoxy)phenyl)-7,8-dihydropyrano[3,4-*e*][1,3]oxazine-2,4(3H,5H)-dione. ¹H NMR (500 MHz, DMSO-*d*₆) δ ppm 11.98 (1 H, s), 7.52 (2 H, d, *J*=8.55 Hz), 7.37 (2 H, d, *J*=7.93 Hz), 4.45 - 4.51 (1 H, m), 4.36 (1 H, dd, *J*=14.95, 2.14 Hz), 4.00 - 4.08 (2 H, m), 3.82 (1 H, dd, *J*=10.68, 3.36 Hz).

20

Intermediate AB(4)

8-(4-(trifluoromethoxy)phenyl)-7,8-dihydro-1H-pyrano[4,3-*d*]pyrimidine-2,4(3H,5H)-dione

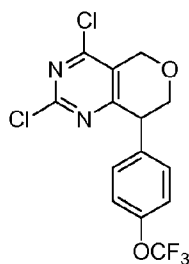


The procedure of Intermediate X(4) was utilized to obtain 8-(4-(trifluoromethoxy)phenyl)-7,8-dihydro-1H-pyrano[4,3-d]pyrimidine-2,4(3H,5H)-dione. LC-MS (M+H)⁺ = 329.0.

5

Preparation AB

2,4-dichloro-8-(4-(trifluoromethoxy)phenyl)-7,8-dihydro-5H-pyrano[4,3-d]pyrimidine



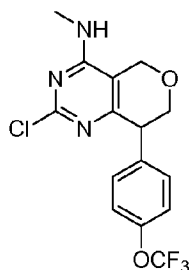
The procedure of Preparation X was utilized to obtain 2,4-dichloro-8-(4-(trifluoromethoxy)phenyl)-7,8-dihydro-5H-pyrano[4,3-d]pyrimidine. LC-MS (M+H)⁺ = 365.0.

10

Preparation ABa

2-chloro-N-methyl-8-(4-(trifluoromethoxy)phenyl)-7,8-dihydro-5H-pyrano[4,3-d]pyrimidin-4-amine

15

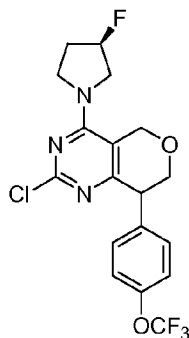


To a solution of 2,4-dichloro-8-(4-(trifluoromethoxy)phenyl)-7,8-dihydro-5H-pyrano[4,3-d]pyrimidine (Preparation AB) (80.7 mg, 0.221 mmol) in MeOH (2210 μ L)

was added methylamine (1000 μ L, 2.0 mmol) (2M in THF). The reaction was allowed to stir overnight. Removed the solvent and applied to silica gel, eluting with an EtOAc/Hex gradient to afford 2-chloro-N-methyl-8-(4-(trifluoromethoxy)phenyl)-7,8-dihydro-5H-pyrano[4,3-d]pyrimidin-4-amine (69.8 mg, 0.194 mmol, 88 % yield). LC-MS (M+H)⁺ = 360.0.

Preparation ABb

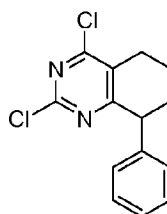
2-chloro-4-((R)-3-fluoropyrrolidin-1-yl)-8-(4-(trifluoromethoxy)phenyl)-7,8-dihydro-5H-pyrano[4,3-d]pyrimidine



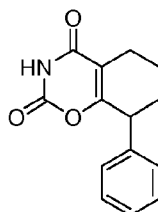
To a solution of 2,4-dichloro-8-(4-(trifluoromethoxy)phenyl)-7,8-dihydro-5H-pyrano[4,3-d]pyrimidine (Preparation AB) (56.4 mg, 0.154 mmol) in MeOH (1545 μ L) was added DIPEA (67.4 μ L, 0.386 mmol), then solid (R)-3-fluoropyrrolidine, HCl (21.34 mg, 0.170 mmol). The reaction was allowed to stir at rt. Removed the solvent and applied to silica gel. Eluted with a EtOAc/Hex gradient to afford the diastereomeric mixture 2-chloro-4-((R)-3-fluoropyrrolidin-1-yl)-8-(4-(trifluoromethoxy)phenyl)-7,8-dihydro-5H-pyrano[4,3-d]pyrimidine (57.6 mg, 0.138 mmol, 89 % yield). LC-MS (M+H)⁺ = 418.1.

Preparation AC

2,4-Dichloro-8-phenyl-5,6,7,8-tetrahydroquinazoline



Intermediate AC(1)

8-Phenyl-5,6,7,8-tetrahydro-2*H*-benzo[*e*][1,3]oxazine-2,4(3*H*)-dione

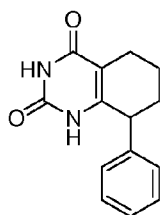
- 5 A solution of 2-phenylcyclohexanone (1.500 g, 8.61 mmol) and carbonisocyanatidic chloride (0.966 mL, 12 mmol) was stirred at 58 °C in a high-pressure vessel (75 mL) for 1 h. The temperature was raised to 130°C and the reaction mixture was stirred for 2 h. After cooling to room temperature, the reaction mixture solidified. The solid residue was dissolved in ethyl acetate and washed with saturated aqueous
- 10 solution of sodium bicarbonate. The organic layer was separated and the aqueous layer was extracted twice with ethyl acetate. The combined organic extracts were dried over anhydrous sodium sulfate and filtered. The solvent was removed in vacuum and the oily residue was purified by column chromatography on silica gel to provide 8-phenyl-5,6,7,8-tetrahydro-2*H*-benzo[*e*][1,3]oxazine-2,4(3*H*)-dione (415.0 mg, 1.689 mmol, 19.62 %
- 15 yield) as white solid and 4*a*-phenyl-4*a*,5,6,7-tetrahydro-2*H*-benzo[*e*][1,3]oxazine-2,4(3*H*)-dione (746.4 mg, 3.04 mmol, 35.3 % yield) as white solid.

- 8-phenyl-5,6,7,8-tetrahydro-2*H*-benzo[*e*][1,3]oxazine-2,4(3*H*)-dione. LC-MS (M+H)⁺ = 244.1. ¹H NMR (500 MHz, CDCl₃) δ ppm 8.61 (1H, br s), 7.22 - 7.38 (3H, m), 7.09 - 7.19 (2H, m), 3.81 (1H, t, *J*=4.9 Hz), 2.39 - 2.63 (2H, m), 2.15 (1H, dddd, *J*=13.2, 9.8, 6.3, 3.1 Hz), 1.84 - 1.96 (1H, m), 1.52 - 1.84 (2H, m).
- 20

- 4*a*-phenyl-4*a*,5,6,7-tetrahydro-2*H*-benzo[*e*][1,3]oxazine-2,4(3*H*)-dione. LC-MS (M+H)⁺ = 244.1. ¹H NMR (500 MHz, CDCl₃) δ ppm 7.66 (1H, br s), 7.40 - 7.46 (2H, m), 7.29 - 7.39 (3H, m), 5.99 - 6.06 (1H, m), 2.37 (1H, ddd, *J*=14.0, 3.4, 3.1 Hz), 2.10 - 2.29 (3H, m), 1.54 - 1.64 (1H, m), 1.21 - 1.36 (1H, m).
- 25

Intermediate AC(2)

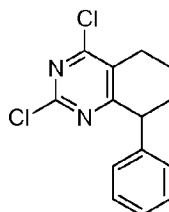
8-Phenyl-5,6,7,8-tetrahydroquinazoline-2,4(1*H*,3*H*)-dione



A solution of 8-phenyl-5,6,7,8-tetrahydro-2H-benzo[e][1,3]oxazine-2,4(3H)-dione (415.0 mg, 1.706 mmol) in concentrated ammonium hydroxide (35 mL, 899 mmol) was stirred at 100 °C in a high-pressure vessel (75 mL) for 6 h. The formation of white precipitate was observed during the heating. The LC/MS analysis of the filtrate shows the presence of the product with the desired mass (M+H) = 243.20. The solvent was removed in vacuum to provide 8-phenyl-5,6,7,8-tetrahydroquinazoline-2,4(1H,3H)-dione (435 mg, 1.706 mmol, 100 % yield) as off-white solid. LC-MS (M+H)⁺ = 243.2. ¹H NMR (500 MHz, DMSO - d₆) δ ppm 10.2 (2H, br. s.), 7.34 (2H, t, J=7.5 Hz), 7.26 (1H, t, J=7.3 Hz), 7.14 (2H, d, J=7.3 Hz), 3.80 (1H, br. s.), 2.32 - 2.43 (1H, m), 2.15 (1H, ddd, J=16.9, 10.5, 6.1 Hz), 1.93 - 2.04 (1H, m), 1.67 - 1.75 (1H, m), 1.56 (1H, ddd, J=7.8, 5.2, 2.6 Hz), 1.36 (1H, dt, J=13.1, 2.7 Hz).

Preparation AC

2,4-Dichloro-8-phenyl-5,6,7,8-tetrahydroquinazoline

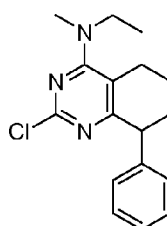


A mixture of 8-phenyl-5,6,7,8-tetrahydroquinazoline-2,4(1H,3H)-dione (233.1 mg, 0.962 mmol), phosphorus oxychloride (2798 μL, 30.0 mmol) and *N,N*-dimethylaniline (933 μL, 7.36 mmol) was heated at 110 °C in a capped vial overnight. The reaction mixture was poured into a beaker with ice and the inside of the reaction vessel was washed with dichloromethane. As soon as the ice completely melted, the content of the beaker was placed into a separatory funnel. The organic layer was separated and the aqueous layer was extracted with dichloromethane. The combined organic extracts were dried over anhydrous sodium sulfate and filtered. The solvent was removed in vacuum and the residue was purified by column chromatography on silica gel

to provide 2,4-dichloro-8-phenyl-5,6,7,8-tetrahydroquinazoline (320.3 mg, 83%) as yellow oil. LC-MS (M+H)⁺ = 279.1. ¹H NMR (500 MHz, CDCl₃) δ ppm 7.28 (2H, t, *J*=7.5 Hz), 7.19 - 7.24 (1H, m), 6.95 (2H, d, *J*=7.3 Hz), 4.23 (1H, t, *J*=5.6 Hz), 2.82 - 2.92 (1H, m), 2.72 - 2.82 (1H, m), 2.10 - 2.22 (1H, m), 1.97 - 2.06 (1H, m), 1.76 - 1.93 (2H, m).

Preparation ACa

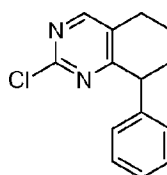
2-Chloro-*N*-ethyl-*N*-methyl-8-phenyl-5,6,7,8-tetrahydroquinazolin-4-amine



To a solution of 2,4-dichloro-8-phenyl-5,6,7,8-tetrahydroquinazoline (53.9 mg, 0.193 mmol) in methanol (1 mL) was added *N*-methylethanamine (0.033 mL, 0.386 mmol). The reaction mixture was stirred at room temperature for 2 h. The solvent was removed in vacuum and the residue was purified by column chromatography on silica gel to give 2-chloro-*N*-ethyl-*N*-methyl-8-phenyl-5,6,7,8-tetrahydroquinazolin-4-amine (42.9 mg, 0.141 mmol, 72.9 % yield) as colorless oil. LC-MS (M+H)⁺ = 302.2. ¹H NMR (500 MHz, CDCl₃) δ ppm 7.25 (2H, t, *J*=7.5 Hz), 7.13 - 7.20 (1H, m), 7.01 (2H, d, *J*=7.3 Hz), 4.06 - 4.14 (1H, m), 3.42 - 3.53 (2H, m), 3.05 (3H, s), 2.56 - 2.74 (2H, m), 2.17 - 2.27 (1H, m), 1.76 - 1.89 (2H, m), 1.52 - 1.64 (1H, m), 1.24 (3H, t, *J*=7.2 Hz).

Preparation ACb

2-Chloro-8-phenyl-5,6,7,8-tetrahydroquinazoline

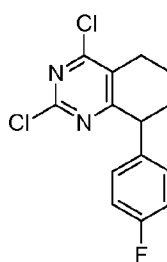


A mixture of 2,4-dichloro-8-phenyl-5,6,7,8-tetrahydroquinazoline (51.9 mg, 0.186 mmol), ammonium chloride (13.0 mg, 0.243 mmol) and zinc (130 mg, 1.988 mmol) in acetone (0.75 mL) and water (0.75 mL) was heated at 90 °C with stirring for 2 h. The

reaction mixture was filtered through a short plug of diatomaceous earth (Celite[®]). The solvent was removed in vacuum, and the residue was partitioned between dichloromethane and water. The organic layer was separated and the aqueous layer was extracted with dichloromethane. The combined organic extracts were dried over anhydrous magnesium sulfate and filtered. The solvent was removed in vacuum and the residue was purified by column chromatography on silica gel to give 2-chloro-8-phenyl-5,6,7,8-tetrahydroquinazoline (24.1 mg, 0.097 mmol, 52.4 % yield) as white solid. LC-MS (M+H)⁺ = 245.1. ¹H NMR (500 MHz, CDCl₃) δ ppm 8.39 (1H, s), 7.27 (2H, t, *J*=7.6 Hz), 7.16 - 7.23 (1H, m), 6.95 (2H, d, *J*=7.3 Hz), 4.21 (1H, t, *J*=6.0 Hz), 2.72 - 2.91 (2H, m), 2.14 - 2.26 (1H, m), 1.95 - 2.06 (1H, m), 1.81 - 1.93 (1H, m), 1.71 - 1.81 (1H, m).

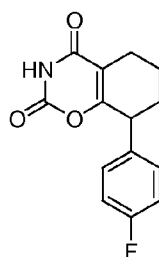
Preparation AD

2,4-dichloro-8-(4-fluorophenyl)-5,6,7,8-tetrahydroquinazoline



Intermediate AD(1)

8-Phenyl-5,6,7,8-tetrahydro-2*H*-benzo[*e*][1,3]oxazine-2,4(3*H*)-dione

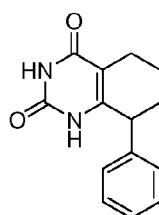


2-(4-fluorophenyl)cyclohexanone and carbonisocyanatidic chloride (0.966 mL, 12 mmol) was reacted as in Intermediate AC(1) to provide 8-(4-fluorophenyl)-5,6,7,8-tetrahydro-2*H*-benzo[*e*][1,3]oxazine-2,4(3*H*)-dione (415.0 mg, 1.689 mmol, 19.62 % yield) as white solid and 4*a*-(4-fluorophenyl)-4*a*,5,6,7-tetrahydro-2*H*-benzo[*e*][1,3]oxazine-2,4(3*H*)-dione (746.4 mg, 3.04 mmol, 35.3 % yield) as white solid.

8-(4-fluorophenyl)-5,6,7,8-tetrahydro-2*H*-benzo[*e*][1,3]oxazine-2,4(3*H*)-dione. LC-MS
 (M+H)⁺ = 262.1. ¹H NMR (500 MHz, CDCl₃) δ ppm 9.61 (1H, br s), 7.10 (2H, dd, *J* =
 5.0, 8.5 Hz), 6.98 (2H, app t, *J* = 8.5 Hz), 3.77 (1H, t, *J* = 4.9 Hz), 2.38 - 2.53 (2H, m),
 5 2.16-2.07 (1H, m), 1.87 - 1.62 (3H, m).

Intermediate AD(2)

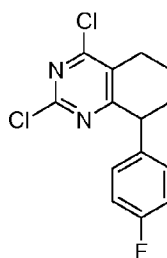
8-(4-fluorophenyl)-5,6,7,8-tetrahydroquinazoline-2,4(1*H*,3*H*)-dione



10 A solution of 8-(4-fluorophenyl)-5,6,7,8-tetrahydro-2*H*-benzo[*e*][1,3]oxazine-
 2,4(3*H*)-dione was reacted in the manner of Intermediate AC(2) to provide 8-(4-
 fluorophenyl)-5,6,7,8-tetrahydroquinazoline-2,4(1*H*,3*H*)-dione. LC-MS (M+H)⁺ = 261.2.

Preparation AD

15 2,4-dichloro-8-(4-fluorophenyl)-5,6,7,8-tetrahydroquinazoline

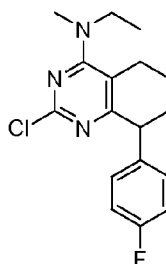


A mixture of 8-(4-fluorophenyl)-5,6,7,8-tetrahydroquinazoline-2,4(1*H*,3*H*)-dione
 was reacted in the manner of Preparation AC to provide 2,4-dichloro-8-(4-fluorophenyl)-
 5,6,7,8-tetrahydroquinazoline, which was not characterized at this step.

20

Preparation ADa

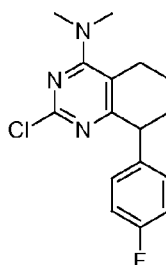
2-Chloro-*N*-ethyl-8-(4-fluorophenyl)-*N*-methyl-5,6,7,8-tetrahydroquinazolin-4-amine



A solution of 2,4-dichloro-8-(4-fluorophenyl)-5,6,7,8-tetrahydroquinazoline (115 mg, 0.387 mmol) and excess *N*-methylethanamine (0.332 mL, 3.87 mmol) in MeOH (2 mL) was stirred at room temperature for 30 min. The solvent was removed in vacuum to afford 2-chloro-*N*-ethyl-8-(4-fluorophenyl)-*N*-methyl-5,6,7,8-tetrahydroquinazolin-4-amine (124 mg, 0.388 mmol, 100 % yield). LC-MS (M+H)⁺ = 320.2.

Preparation ADb

2-Chloro-8-(4-fluorophenyl)-*N,N*-dimethyl-5,6,7,8-tetrahydroquinazolin-4-amine



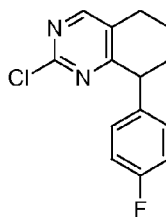
10

A solution of 2,4-dichloro-8-(4-fluorophenyl)-5,6,7,8-tetrahydroquinazoline (115 mg, 0.387 mmol) and excess dimethylamine (1.935 mL, 3.87 mmol) in MeOH (1 mL) was stirred at room temperature for 1 h. The solvent was removed in vacuum to afford 2-chloro-8-(4-fluorophenyl)-*N,N*-dimethyl-5,6,7,8-tetrahydroquinazolin-4-amine (118 mg, 0.386 mmol, 100 % yield). LC-MS (M+H)⁺ = 306.2.

15

Preparation ADc

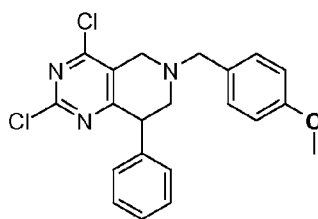
2-Chloro-8-(4-fluorophenyl)-5,6,7,8-tetrahydroquinazoline



A mixture of 2,4-dichloro-8-(4-fluorophenyl)-5,6,7,8-tetrahydroquinazoline (115 mg, 0.387 mmol), Ammonium chloride (26.9 mg, 0.503 mmol) and zinc (266 mg, 4.06 mmol) in acetone (1 mL) and water (1.000 mL) was heated at 90 °C with stirring for 2 h. The reaction mixture was filtered through a short plug of celite. The solvent was removed in vacuum, and the residue was partitioned between dichloromethane and water. The organic layer was separated and the aqueous layer was extracted with dichloromethane. The combined organic extracts were dried over anhydrous magnesium sulfate and filtered. The solvent was removed in vacuum and the residue was purified by column chromatography on silica gel to give 2-chloro-8-(4-fluorophenyl)-5,6,7,8-tetrahydroquinazoline (20 mg, 0.076 mmol, 19.67 % yield) as a white solid. LC-MS $(M+H)^+ = 263.2$.

Preparation AE

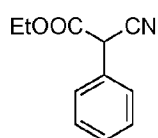
2,4-dichloro-6-(4-methoxybenzyl)-8-phenyl-5,6,7,8-tetrahydropyrido[4,3-d]pyrimidine



15

Intermediate AE(1)

Ethyl 2-cyano-2-phenylacetate



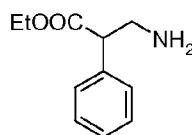
To a solution of sodium hydride (24.5 g, 1.02 mol) in THF was added benzyl cyanide (50.0 g, 0.426 mol) at -10 °C. The reaction mixture was stirred for 15 min at the same temperature. Diethyl carbonate (60.5 g, 0.512 mol) was added to the reaction mixture and the reaction mixture was allowed to come to room temperature and heated to 40 °C. (Caution: Reaction will start suddenly and exothermic). The heating path was removed immediately once the reaction was started and the reaction mixture was cooled under ice/acetone. The solution was allowed to come to room temperature and stirred for 1 h. The reaction mass was cooled to 0 °C and quenched with aqueous saturated

ammonium chloride and extracted with ethyl acetate (250 mL x 3). The combined organic layer was washed with water (200 mL), brine solution (200 mL), dried over anhydrous Na_2SO_4 and evaporated under reduced pressure to give ethyl 2-cyano-2-phenylacetate as crude compound as crude compound (71.0 g). The crude compound was taken to the next step without further purification. LC-MS $(\text{M}+\text{H})^+ = 190.1$. ^1H NMR (400 MHz, $\text{DMSO}-d_6$) δ ppm 7.45 (5H, m), 5.65 (1H, s), 4.18 (2H, m), 1.18 (3H, t, $J = 7.2$ Hz).

Intermediate AE(2)

10

ethyl 3-amino-2-phenylpropanoate

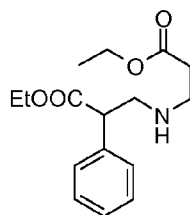


To a solution of Intermediate AE(1) (25.0 g, 0.132 mol) in methanol was added palladium on carbon (10%, w/w) followed by trifluoroacetic acid (2.0 vol., 50 mL) at room temperature. The reaction mixture was hydrogenated under 5 kg of hydrogen pressure for 3 h. The reaction mixture was filtered through celite bed and washed with methanol. The filtrate was evaporated under reduced pressure and the residue was neutralized with aqueous saturated bicarbonate solution. The aqueous solution was extracted with ethyl acetate (200 mL x 4). The combined organic layer was washed with brine solution (200 mL), dried over anhydrous Na_2SO_4 and evaporated under reduced pressure to get crude compound. The crude compound was purified by column chromatography (Silica gel, 60-120 mesh) using 10% methanol in dichloromethane as mobile phase to give ethyl 3-amino-2-phenylpropanoate (17.0 g, 67%) as oily liquid. LC-MS $(\text{M}+\text{H})^+ = 194.0$. ^1H NMR (400 MHz, $\text{DMSO}-d_6$): δ ppm 7.42-7.2 (7H, m), 4.11 (2H, m), 4.09 (1H, m), 3.44 (1H, m), 3.09 (1H, m), 1.15 (3H, t, $J = 5.6$ Hz).

25

Intermediate AE(3)

ethyl 3-(3-ethoxy-3-oxopropylamino)-2-phenylpropanoate

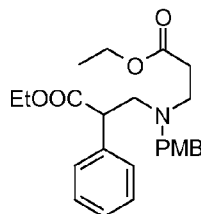


To a solution of Intermediate AE(2) (10.0 g, 51.7 mmol) in ethanol was added ethyl acrylate (4.1 g, 40.9 mmol) at room temperature. The reaction mixture was stirred at the same temperature for 18 h. The solvent was evaporated under reduced pressure and the crude compound was purified by column chromatography (Silica gel, 60-120 mesh) using 50% ethyl acetate in pet-ether as mobile phase to give ethyl 3-((3-ethoxy-3-oxopropyl)amino)-2-phenylpropanoate (12.1 g, 80%) as yellowish oily liquid. LC-MS (M+H)⁺ = 294.1. ¹H NMR (400 MHz, CDCl₃): δ ppm 7.29 (5H, m), 4.11 (4H, m), 3.76 (1H, m), 3.26 (1H, m), 2.90 (3H, m), 2.44 (2H, m), 1.20 (6H, m).

10

Intermediate AE(4)

ethyl 3-((3-ethoxy-3-oxopropyl)(4-methoxybenzyl)amino)-2-phenylpropanoate



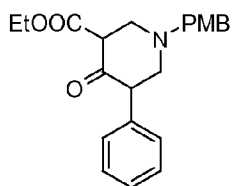
To a solution Intermediate AE(3) (15.0 g, 51.1 mmol) in acetone was added K₂CO₃ (8.4 g, 61.4 mmol) followed by *p*-methoxybenzyl bromide (15.4 g, 76.7 mmol) at room temperature. The reaction mixture was heated at reflux for 3 h. The solvent was removed under reduced pressure and the residue was diluted with water. The aqueous layer was extracted with ethyl acetate (100 x 3). The combined organic layer was washed with brine solution (100 mL), dried over anhydrous Na₂SO₄ and evaporated under reduced pressure to get crude compound. The crude compound was purified by column chromatography (Silica gel, 60-120 mesh) using 30% ethyl acetate in pet-ether as mobile phase to give ethyl 3-((3-ethoxy-3-oxopropyl)(4-methoxybenzyl)amino)-2-phenylpropanoate (12.1 g, 60%) as oily liquid. LC-MS (M+H)⁺ = 414.2. ¹H NMR (400 MHz, CDCl₃): δ ppm 7.27 (5H, m), 7.13, (2H, m), 6.82 (2H, m), 4.11 (4H, m), 4.08 (3H,

20

s), 4.06 (1H, m), 3.81 (1H, d, $J = 4.0$ Hz), 3.79 (1H, d, $J = 4.0$ Hz), 3.25 (1H, m), 2.73 (3H, m), 2.43 (2H, m), 1.24 (6H, m).

Intermediate AE(5)

5 ethyl 1-(4-methoxybenzyl)-4-oxo-5-phenylpiperidine-3-carboxylate

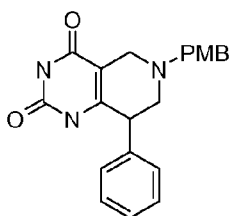


To a cooled solution of Intermediate AE(4) (12.0 g, 29.0 mmol) in THF was added *t*-BuOK (6.5 g, 58.0 mmol). The reaction mixture was stirred at room temperature for 2 h. The reaction mass was quenched with water then evaporated the solvent under reduced pressure. The residue was diluted with water and extracted with ethyl acetate (100 mL x 2). The combined organic layer was washed with brine solution (100 mL), dried over anhydrous Na_2SO_4 and evaporated under reduced pressure to get crude compound. The crude compound was purified by column chromatography (Silica gel, 60-120 mesh) using 25% ethyl acetate in pet-ether as mobile phase to give ethyl 1-(4-methoxybenzyl)-4-oxo-5-phenylpiperidine-3-carboxylate (7.1 g, 67%) as oily liquid.

15 LC-MS ($\text{M}+\text{H}^+$) = 368.2. ^1H NMR (400 MHz, CDCl_3): δ ppm 7.26 (4H, m), 7.15 (2H, m), 6.88 (2H, m), 4.15 (2H, m), 4.09 (3H, s), 3.82 (2H, m), 3.66 (2H, m), 2.80 (3H, m), 2.40 (1H, m), 1.24 (3H, m).

20 Intermediate AE(6)

6-(4-methoxybenzyl)-8-phenyl-5,6,7,8-tetrahydropyrido[4,3-d]pyrimidine-2,4(1H,3H)-dione



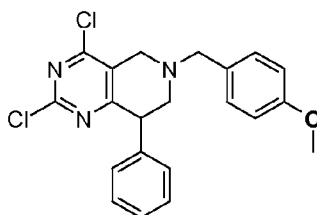
To a cooled solution of Intermediate AE(5) (7.0 g, 19.0 mmol) in ethanol was added *t*-BuOK (5.3 g, 47.6 mmol) followed by urea (2.8 g, 47.6 mmol). The reaction

25

mixture was heated at reflux for 24 h. The reaction mass was quenched with water and evaporated the solvent under reduced pressure. The residue was diluted with water and extracted with ethyl acetate (100 mL x 3). The combined organic layer was washed with brine solution (100 mL), dried over Na₂SO₄ and evaporated under reduced pressure to get crude compound. The crude compound was purified by column chromatography (Silica gel, 60-120 mesh) using 10% pet-ether in ethyl acetate as mobile phase to give 6-(4-methoxybenzyl)-8-phenyl-5,6,7,8-tetrahydropyrido[4,3-d]pyrimidine-2,4(1H,3H)-dione (4.0 g, 57%) as pale yellow solid. LC-MS (M+H)⁺ = 364.2. ¹H NMR (400 MHz, DMSO-*d*₆): δ ppm 11.05 (1H, s), 10.60 (1H, s), 7.30 (5H, m), 6.99 (2H, m), 6.77 (2H, m), 3.72 (2H, m), 3.57 (3H, s), 3.44 (1H, m), 3.34 (1H, m), 2.90 (1H, m), 2.51 (2H, m).

Preparation AE

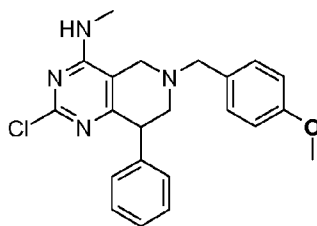
2,4-dichloro-6-(4-methoxybenzyl)-8-phenyl-5,6,7,8-tetrahydropyrido[4,3-d]pyrimidine



A solution of Intermediate AE(6) (2.0 g, 5.5 mmol) and catalytic amount of DMF in POCl₃ (20 vol.) was heated at reflux for 10 h. The excess of POCl₃ was evaporated under reduced pressure. The residue was poured in to crushed ice and stirred for 15 min. The aqueous solution was extracted with ethyl acetate (75 mL x 3). The combined organic layer was washed with aqueous saturated NaHCO₃ (50 mL x 2), brine solution (100 mL), dried over Na₂SO₄ and evaporated under reduced pressure to give 2,4-dichloro-6-(4-methoxybenzyl)-8-phenyl-5,6,7,8-tetrahydropyrido[4,3-d]pyrimidine (1.5 g, 69%) as brown solid. LC-MS (M+H)⁺ = 400.0. ¹H NMR (400 MHz, CDCl₃): δ ppm 7.30 (3H, m), 7.26 (4H, m), 6.81 (2H, m), 4.20 (1H, m), 3.79 (2H, m), 3.72 (3H, s), 3.68 (2H, m), 3.57 (1H, m), 3.02 (1H, m), 2.98 (1H, m).

Preparation AEa

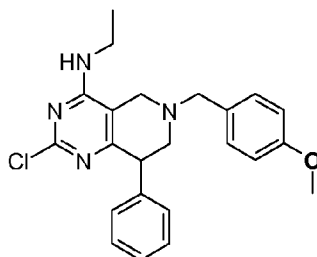
2-chloro-6-(4-methoxybenzyl)-N-methyl-8-phenyl-5,6,7,8-tetrahydropyrido[4,3-d]pyrimidin-4-amine



To a solution of Preparation AE (1.1 g, 2.7 mmol) in acetonitrile was added diisopropylethylamine (1.0 g, 8.3 mmol) followed by addition of methylamine hydrochloride (0.28 g, 4.1 mmol) at room temperature. The reaction mixture was stirred
 5 at room temperature for 18 h. The solvent was removed under reduced pressure and the residue was purified by column chromatography (60-120 mesh) using 30% ethyl acetate in pet-ether as mobile phase to give 2-chloro-6-(4-methoxybenzyl)-N-methyl-8-phenyl-5,6,7,8-tetrahydropyrido[4,3-d]pyrimidin-4-amine (0.8 g, 74%) as off-white solid. LC-MS (M+H)⁺ = 395.2. ¹H NMR (400 MHz, DMSO-*d*₆): δ ppm 7.29 (4H, m), 7.16 (4H, m), 6.80 (2H, m), 3.93 (1H, m), 3.73 (3H, s), 3.66 (2H, m), 3.57 (1H, m), 3.46 (1H, m),
 10 3.23 (1H, m), 2.67 (3H, d, *J* = 4.0 Hz), 2.51 (1H, m).

Preparation AEb

2-chloro-N-ethyl-6-(4-methoxybenzyl)-8-phenyl-5,6,7,8-tetrahydropyrido[4,3-
 15 d]pyrimidin-4-amine

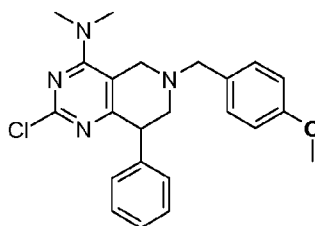


To a solution of Preparation AE (1.6 g, 4.0 mmol) in acetonitrile was added diisopropylethylamine (1.5 g, 12.0 mmol) followed by addition of ethylamine hydrochloride (0.52 g, 6.0 mmol) at room temperature. The reaction mixture was stirred
 20 at the same temperature for 18 h. The solvent was removed under reduced pressure and the residue was purified by column chromatography (60-120 mesh) using 30% ethyl acetate in pet-ether as mobile phase to give 2-chloro-N-ethyl-6-(4-methoxybenzyl)-8-phenyl-5,6,7,8-tetrahydropyrido[4,3-d]pyrimidin-4-amine (0.9 g, 56%) as off-white solid.

LC-MS (M-H)⁺ = 407.0. ¹H NMR (400 MHz, DMSO-*d*₆): δ ppm 7.31-7.12 (7H, m), 6.83-6.79 (2H, m), 4.47 (1H, *bs*), 4.06 (1H, m), 3.83 (3H, s), 3.66 (2H, m), 3.58 (2H, m), 3.44 (1H, m), 3.20 (1H, m), 3.08 (1H, m), 2.88 (1H, m), 1.25 (3H, d, *J* = 7.2 Hz).

Preparation AEc

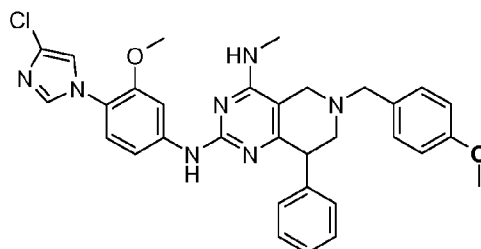
- 5 2-chloro-*N,N*-dimethyl-6-(4-methoxybenzyl)-8-phenyl-5,6,7,8-tetrahydropyrido[4,3-
d]pyrimidin-4-amine



- Using the procedure of Preparation AEb, utilized dimethylamine to produce 2-chloro-*N,N*-dimethyl-6-(4-methoxybenzyl)-8-phenyl-5,6,7,8-tetrahydropyrido[4,3-
10 d]pyrimidin-4-amine.

Preparation AEd

N2-(4-(4-chloro-1H-imidazol-1-yl)-3-methoxyphenyl)-N4-methyl-8-phenyl-5,6,7,8-tetrahydropyrido[4,3-d]pyrimidine-2,4-diamine



15

A solution of Preparation A (0.229 g, 1.02 mmol), Preparation AEa (0.45 g, 1.14 mmol), Na₂CO₃ (0.24 g, 2.28 mmol) and xantphos (0.659 g, 1.14 mmol) in dioxane/water (9: 1) was purged with argon for 1 h at room temperature. Pd(dba)₃ (0.59 g, 0.57 mmol) was added to the reaction mixture and the resulting solution was purged for another 1 h.

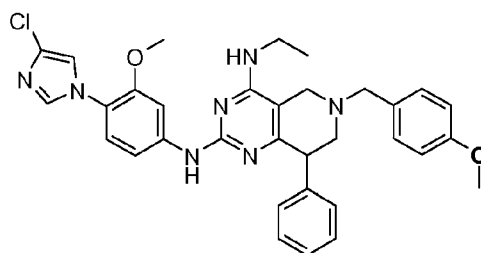
- 20 The reaction mass was heated at 110 °C for 24 h. The reaction mass was filtered through celite bed and washed with ethyl acetate. The filtrate was evaporated under reduced pressure and the residue was diluted with water. The aqueous solution was extracted with ethyl acetate (100 mL x 2). The combined organic layer was washed with brine solution

(100 mL), dried over anhydrous Na_2SO_4 and evaporated under reduced pressure to get crude compound. The crude compound was purified by column chromatography (Silica gel, 60-120 mesh) using 5% ethyl acetate in dichloromethane as mobile phase to give N2-(4-(4-chloro-1H-imidazol-1-yl)-3-methoxyphenyl)-N4-methyl-8-phenyl-5,6,7,8-

- 5 tetrahydropyrido[4,3-d]pyrimidine-2,4-diamine (0.28 g, 43%) as off-white solid. LC-MS $(\text{M}+\text{H})^+ = 582.2$. ^1H NMR (400 MHz, $\text{DMSO}-d_6$): δ ppm 9.06 (1H, s), 8.05 (1H, s), 7.71 (1H, s), 7.4 (1H, s), 7.39-7.06 (11H, m), 6.79 (2H, m), 6.73 (1H, m), 3.93 (1H, m), 3.71 (3H, s), 3.62 (2H, m), 3.55 (3H, s), 3.46 (1H, m), 3.26 (1H, m), 2.92 (3H, d, $J = 4.4$ Hz).

10 *Preparation AEe*

N2-(4-(4-chloro-1H-imidazol-1-yl)-3-methoxyphenyl)-N4-ethyl-6-(4-methoxybenzyl)-8-phenyl-5,6,7,8-tetrahydropyrido[4,3-d]pyrimidine-2,4-diamine

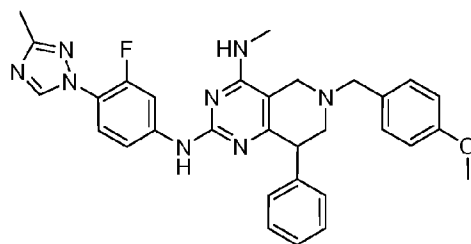


- A solution of Preparation A (0.442 g, 1.98 mmol), Preparation AEb (0.9 g, 2.2 mmol), Na_2CO_3 (0.467 g, 4.4 mmol) and xantphos (1.27 g, 2.2 mmol) in dioxane/water (9: 1) was purged with argon for 1 h at room temperature. $\text{Pd}(\text{dba})_3$ (1.1 g, 1.1 mmol) was added to the reaction mixture and the resulting solution was purged for another 1 h. The reaction mass was heated at 110 °C for 24 h. The reaction mass was filtered through celite bed and washed with ethyl acetate. The filtrate was evaporated under reduced pressure and the residue was diluted with water. The aqueous solution was extracted with ethyl acetate (100 mL x 3). The combined organic layer was washed with brine solution (100 mL), dried over anhydrous Na_2SO_4 and evaporated under reduced pressure to get crude compound. The crude compound was purified by column chromatography (Silica gel, 60-120 mesh) using 5% ethyl acetate in dichloromethane as mobile phase to give N2-(4-(4-chloro-1H-imidazol-1-yl)-3-methoxyphenyl)-N4-ethyl-6-(4-methoxybenzyl)-8-phenyl-5,6,7,8-tetrahydropyrido[4,3-d]pyrimidine-2,4-diamine (0.71 g, 54%) as off-white solid. LC-MS $(\text{M}+\text{H})^+ = 596.2$. ^1H NMR (400 MHz, $\text{DMSO}-d_6$): δ ppm 9.03 (1H, s), 7.98 (1H, s), 7.71 (1H, s), 7.40 (1H, s), 7.27-7.10 (9H, m), 6.81-6.78 (2H, m), 6.72 (1H,

m), 3.91 (1H, m), 3.71 (3H, s), 3.65 (2H, m), 3.56 (3H, s), 3.51-3.49 (3H, m), 3.28 (1H, m), 2.87 (1H, m), 2.65 (1H, m), 1.18 (3H, t, $J = 7.2$ Hz).

Preparation AEf

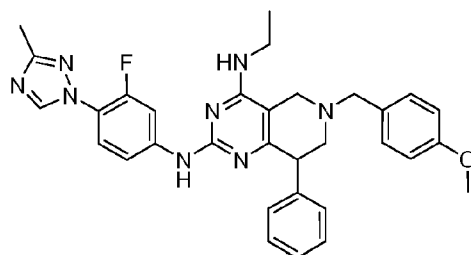
- 5 N2-(3-fluoro-4-(3-methyl-1H-1,2,4-triazol-1-yl)phenyl)-6-(4-methoxybenzyl)-N4-methyl-8-phenyl-5,6,7,8-tetrahydropyrido[4,3-d]pyrimidine-2,4-diamine



- A solution of Preparation B (0.175 g, 0.913 mmol), Preparation AEa (0.40 g, 1.01 mmol), Na_2CO_3 (0.20 g, 2.02 mmol) and xantphos (0.585 g, 1.01 mmol) in dioxane/water (9: 1) was purged with argon for 1 h at room temperature. $\text{Pd}(\text{dba})_3$ (0.525 g, 0.50 mmol) was added to the reaction mixture and the resulting solution was purged for another 1 h. The reaction mass was heated at 110 °C for 24 h. The reaction mass was filtered through celite bed and washed with ethyl acetate. The filtrate was evaporated under reduced pressure and the residue was diluted with water. The aqueous solution was extracted with ethyl acetate (100 mL x 2). The combined organic layer was washed with brine solution (100 mL), dried over anhydrous Na_2SO_4 and evaporated under reduced pressure to get crude compound. The crude compound was purified by column chromatography (Silica gel, 60-120 mesh) using 5% ethyl acetate in dichloromethane as mobile phase to give N2-(3-fluoro-4-(3-methyl-1H-1,2,4-triazol-1-yl)phenyl)-6-(4-methoxybenzyl)-N4-methyl-8-phenyl-5,6,7,8-tetrahydropyrido[4,3-d]pyrimidine-2,4-diamine (0.24 g, 42%) as off-white solid. LC-MS $(\text{M}+\text{H})^+ = 551.1$.

Preparation AEG

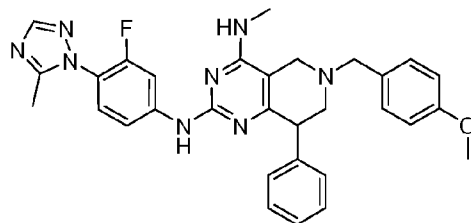
- 25 N4-ethyl-N2-(3-fluoro-4-(3-methyl-1H-1,2,4-triazol-1-yl)phenyl)-6-(4-methoxybenzyl)-8-phenyl-5,6,7,8-tetrahydropyrido[4,3-d]pyrimidine-2,4-diamine



A solution of Preparation B (0.423 g, 2.20 mmol), Preparation AEb (1.0 g, 2.44 mmol), Na_2CO_3 (0.520 g, 4.89 mmol) and xantphos (1.41 g, 2.44 mmol) in dioxane/water (9: 1) was purged with argon for 1 h at room temperature. $\text{Pd}(\text{dba})_3$ (1.26 g, 1.22 mmol) was added to the reaction mixture and the resulting solution was purged for another 1 h. The reaction mass was heated at 110 °C for 24 h. The reaction mass was filtered through a bed of diatomaceous earth (Celite®) and washed with ethyl acetate. The filtrate was evaporated under reduced pressure and the residue was diluted with water. The aqueous solution was extracted with ethyl acetate (100 mL x 3). The combined organic layer was washed with brine solution (100 mL), dried over anhydrous Na_2SO_4 and evaporated under reduced pressure to get crude compound. The crude compound was purified by column chromatography (Silica gel, 60-120 mesh) using 5% ethyl acetate in dichloromethane as mobile phase to give N4-ethyl-N2-(3-fluoro-4-(3-methyl-1H-1,2,4-triazol-1-yl)phenyl)-6-(4-methoxybenzyl)-8-phenyl-5,6,7,8-tetrahydropyrido[4,3-d]pyrimidine-2,4-diamine (0.70 g, 53%) as off-white solid. LC-MS $(\text{M}+\text{H})^+ = 565.2$.

Preparation AEh

N2-(3-fluoro-4-(5-methyl-1H-1,2,4-triazol-1-yl)phenyl)-6-(4-methoxybenzyl)-N4-methyl-8-phenyl-5,6,7,8-tetrahydropyrido[4,3-d]pyrimidine-2,4-diamine



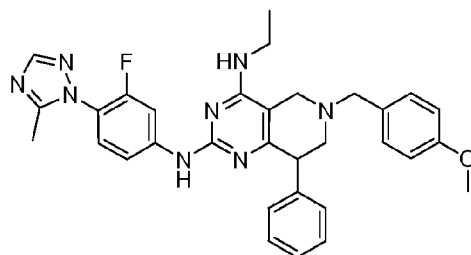
20

A solution of Preparation C (0.175 g, 0.913 mmol), Preparation AEa (0.40 g, 1.01 mmol), Na_2CO_3 (0.20 g, 2.02 mmol) and xantphos (0.586 g, 1.01 mmol) in dioxane/water (9: 1) was purged with argon for 1 h at room temperature. $\text{Pd}(\text{dba})_3$ (0.525 g, 0.50 mmol) was added to the reaction mixture and the resulting solution was purged for another 1 h.

The reaction mass was heated at 110 °C for 24 h. The reaction mass was filtered through a bed of diatomaceous earth (Celite[®]) and washed with ethyl acetate. The filtrate was evaporated under reduced pressure and the residue was diluted with water. The aqueous solution was extracted with ethyl acetate (100 mL x 2). The combined organic layer was washed with brine solution (100 mL), dried over anhydrous Na₂SO₄ and evaporated under reduced pressure to get crude compound. The crude compound was purified by column chromatography (Silica gel, 60-120 mesh) using 5% ethyl acetate in dichloromethane as mobile phase to give N2-(3-fluoro-4-(5-methyl-1H-1,2,4-triazol-1-yl)phenyl)-6-(4-methoxybenzyl)-N4-methyl-8-phenyl-5,6,7,8-tetrahydropyrido[4,3-d]pyrimidine-2,4-diamine (0.27 g, 51%) as off-white solid. LC-MS (M+H)⁺ = 565.2.

Preparation AEi

N4-ethyl-N2-(3-fluoro-4-(5-methyl-1H-1,2,4-triazol-1-yl)phenyl)-6-(4-methoxybenzyl)-8-phenyl-5,6,7,8-tetrahydropyrido[4,3-d]pyrimidine-2,4-diamine



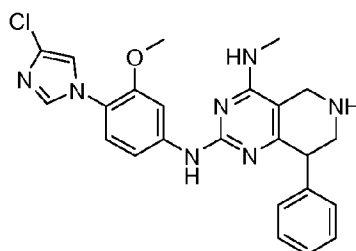
15

A solution of Preparation C (0.423 g, 2.20 mmol), Preparation AEb (1.0 g, 2.44 mmol), Na₂CO₃ (0.520 g, 4.89 mmol) and xantphos (1.41 g, 2.44 mmol) in dioxane/water (9: 1) was purged with argon for 1 h at room temperature. Pd(dba)₃ (1.26 g, 1.22 mmol) was added to the reaction mixture and the resulting solution was purged for another 1 h. The reaction mass was heated at 110 °C for 24 h. The reaction mass was filtered through a bed of diatomaceous earth (Celite[®]) and washed with ethyl acetate. The filtrate was evaporated under reduced pressure and the residue was diluted with water. The aqueous solution was extracted with ethyl acetate (100 mL x 3). The combined organic layer was washed with brine solution (100 mL), dried over anhydrous Na₂SO₄ and evaporated under reduced pressure to get crude compound. The crude compound was purified by column chromatography (Silica gel, 60-120 mesh) using 5% ethyl acetate in dichloromethane as mobile phase to give N4-ethyl-N2-(3-fluoro-4-(5-methyl-1H-1,2,4-triazol-1-yl)phenyl)-6-

(4-methoxybenzyl)-8-phenyl-5,6,7,8-tetrahydropyrido[4,3-d]pyrimidine-2,4-diamine
(0.72 g, 54%) as off-white solid. LC-MS (M+H)⁺ = 565.4.

Preparation AEj

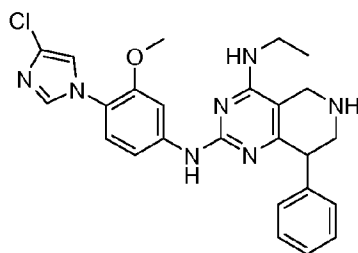
- 5 N2-(4-(4-chloro-1H-imidazol-1-yl)-3-methoxyphenyl)-N4-methyl-8-phenyl-5,6,7,8-tetrahydropyrido[4,3-d]pyrimidine-2,4-diamine



- To a solution of Preparation AEd (0.28 g, 0.48 mmol) in toluene was added trifluoromethanesulfonic acid (3.0 vol.) at room temperature. The reaction mixture was heated at reflux for 1 h. The solvent was removed under reduced pressure and the residue was diluted with water. The aqueous solution was washed with dichloromethane (25 mL x 2), basified by using aqueous saturated NaHCO₃ and extracted with ethyl acetate (50 mL x 2). The combined organic layer was washed with brine solution (50 mL), dried over anhydrous Na₂SO₄ and evaporated under reduced pressure to give N2-(4-(4-chloro-1H-imidazol-1-yl)-3-methoxyphenyl)-N4-methyl-8-phenyl-5,6,7,8-tetrahydropyrido[4,3-d]pyrimidine-2,4-diamine as crude compound (0.195 g). The crude compound was taken to the next step without further purification. LC-MS (M+H)⁺ = 462.2. ¹H NMR (400 MHz, DMSO-*d*₆): δ ppm 9.03 (1H, s), 8.06 (1H, s), 7.71 (1H, s), 7.39 (1H, s), 7.27-7.24 (2H, m), 7.18-7.05 (5H, m), 6.68 (1H, m), 5.76 (1H, s), 3.81 (1H, m), 3.69-3.63 (2H, m), 3.57 (3H, s), 3.22 (1H, m), 2.95 (3H, d, *J* = 4.0 Hz), 2.84 (1H, m).

Preparation AEk

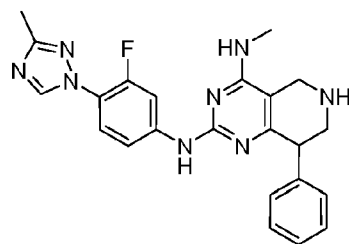
N2-(4-(4-chloro-1H-imidazol-1-yl)-3-methoxyphenyl)-N4-ethyl-8-phenyl-5,6,7,8-tetrahydropyrido[4,3-d]pyrimidine-2,4-diamine



To a solution of Preparation AEe (0.25 g, 0.42 mmol) in toluene was added trifluoromethanesulfonic acid (3.0 vol.) at room temperature. The reaction mixture was heated at reflux for 1 h. The solvent was removed under reduced pressure and the residue was diluted with water. The aqueous solution was washed with dichloromethane (50 mL x 2), basified by using aqueous saturated NaHCO₃ and extracted with ethyl acetate (50 mL x 3). The combined organic layer was washed with brine solution (50 mL), dried over anhydrous Na₂SO₄ and evaporated under reduced pressure to give N2-(4-(4-chloro-1H-imidazol-1-yl)-3-methoxyphenyl)-N4-ethyl-8-phenyl-5,6,7,8-tetrahydropyrido[4,3-d]pyrimidine-2,4-diamine as crude compound (0.19 g). The crude compound was taken to the next step without further purification. LC-MS (M+H)⁺ = 476.2. ¹H NMR (400 MHz, DMSO-*d*₆): δ ppm 9.00 (1H, s), 7.99 (1H, s), 7.71 (1H, s), 7.40 (1H, s), 7.28-7.24 (2H, m), 7.19-7.09 (6H, m), 5.76 (1H, m), 3.70 (1H, m), 3.58 (2H, m), 3.51 (3H, s), 3.48 (2H, m), 3.25 (1H, m), 2.80 (1H, m), 1.20 (3H, t, *J* = 7.2 Hz).

Preparation AEI

N2-(3-fluoro-4-(3-methyl-1H-1,2,4-triazol-1-yl)phenyl)-N4-methyl-8-phenyl-5,6,7,8-tetrahydropyrido[4,3-d]pyrimidine-2,4-diamine



To a solution of Preparation AEf (0.24 g, 0.436 mmol) in toluene was added trifluoromethanesulfonic acid (3.0 vol.) at room temperature. The reaction mixture was heated at reflux for 1 h. The solvent was removed under reduced pressure and the residue was diluted with water. The aqueous solution was washed with dichloromethane (25 mL

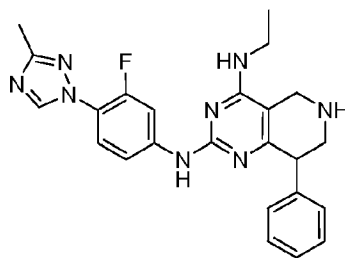
x 2), basified by using aqueous saturated NaHCO_3 and extracted with ethyl acetate (50 mL x 2). The combined organic layer was washed with brine solution (50 mL), dried over anhydrous Na_2SO_4 and evaporated under reduced pressure to give N2-(3-fluoro-4-(3-methyl-1H-1,2,4-triazol-1-yl)phenyl)-N4-methyl-8-phenyl-5,6,7,8-

5 tetrahydropyrido[4,3-d]pyrimidine-2,4-diamine as crude compound (0.190 g). The crude compound was taken to the next step without further purification. LC-MS $(\text{M}+\text{H})^+ = 431.2$. ^1H NMR (400 MHz, $\text{DMSO}-d_6$): δ ppm 9.13 (1H, s), 8.66 (1H, s), 8.00 (1H, m), 7.43-7.36 (2H, m), 7.29-7.26 (3H, m), 7.25-7.17 (3H, m), 6.75 (1H, m), 5.78 (1H, m), 3.83 (1H, m), 3.65 (2H, m), 3.33 (1H, m), 2.94 (3H, d, $J = 4.4$ Hz), 2.33 (3H, s).

10

Preparation AEm

N4-ethyl-N2-(3-fluoro-4-(3-methyl-1H-1,2,4-triazol-1-yl)phenyl)-8-phenyl-5,6,7,8-tetrahydropyrido[4,3-d]pyrimidine-2,4-diamine

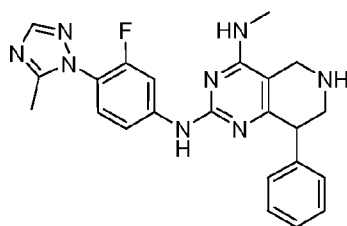


15 To a solution of Preparation AEg (0.490 g, 0.868 mmol) in toluene was added trifluoromethanesulfonic acid (3.0 vol.) at room temperature. The reaction mixture was heated at reflux for 1 h. The solvent was removed under reduced pressure and the residue was diluted with water. The aqueous solution was washed with dichloromethane (50 mL x 2), basified by using aqueous saturated NaHCO_3 and extracted with ethyl acetate (50 mL x 3). The combined organic layer was washed with brine solution (50 mL), dried over anhydrous Na_2SO_4 and evaporated under reduced pressure to give N4-ethyl-N2-(3-fluoro-4-(3-methyl-1H-1,2,4-triazol-1-yl)phenyl)-8-phenyl-5,6,7,8-tetrahydropyrido[4,3-d]pyrimidine-2,4-diamine as crude compound (0.220 g). The crude compound was taken to the next step without further purification. LC-MS $(\text{M}+\text{H})^+ = 445.2$.

25

Preparation AEn

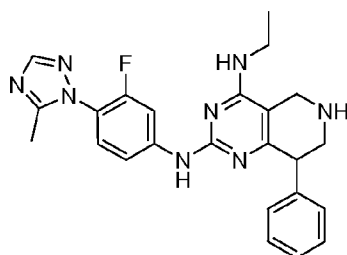
N2-(3-fluoro-4-(5-methyl-1H-1,2,4-triazol-1-yl)phenyl)-N4-methyl-8-phenyl-5,6,7,8-tetrahydropyrido[4,3-d]pyrimidine-2,4-diamine



To a solution of Preparation AEh (0.27 g, 0.490 mmol) in toluene was added trifluoromethanesulfonic acid (3.0 vol.) at room temperature. The reaction mixture was heated at reflux for 1 h. The solvent was removed under reduced pressure and the residue was diluted with water. The aqueous solution was washed with dichloromethane (25 mL x 2), basified by using aqueous saturated NaHCO₃ and extracted with ethyl acetate (50 mL x 2). The combined organic layer was washed with brine solution (50 mL), dried over anhydrous Na₂SO₄ and evaporated under reduced pressure to give N2-(3-fluoro-4-(5-methyl-1H-1,2,4-triazol-1-yl)phenyl)-N4-methyl-8-phenyl-5,6,7,8-tetrahydropyrido[4,3-d]pyrimidine-2,4-diamine as crude compound (0.210 g). The crude compound was taken to the next step without further purification. LC-MS (M+H)⁺ = 551.2.

Preparation AEo

N4-ethyl-N2-(3-fluoro-4-(5-methyl-1H-1,2,4-triazol-1-yl)phenyl)-8-phenyl-5,6,7,8-tetrahydropyrido[4,3-d]pyrimidine-2,4-diamine

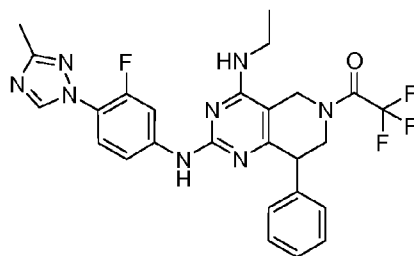


To a solution of Preparation AEi (0.75 g, 1.32 mmol) in toluene was added trifluoromethanesulfonic acid (3.0 vol.) at room temperature. The reaction mixture was heated at reflux for 1 h. The solvent was removed under reduced pressure and the residue was diluted with water. The aqueous solution was washed with dichloromethane (50 mL x 2), basified by using aqueous saturated NaHCO₃ and extracted with ethyl acetate (50 mL x 3). The combined organic layer was washed with brine solution (50 mL), dried over anhydrous Na₂SO₄ and evaporated under reduced pressure to give N4-ethyl-N2-(3-

fluoro-4-(3-methyl-1H-1,2,4-triazol-1-yl)phenyl)-8-phenyl-5,6,7,8-tetrahydropyrido[4,3-d]pyrimidine-2,4-diamine as crude compound (0.60 g). The crude compound was taken to the next step without further purification. LC-MS $(M+H)^+ = 445.2$.

5 Preparation AEp

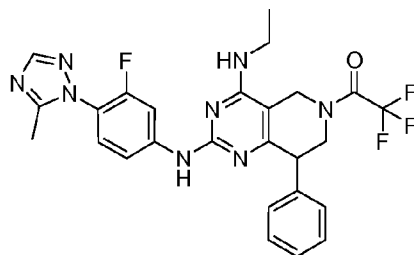
1-(4-(ethylamino)-2-(3-fluoro-4-(3-methyl-1H-1,2,4-triazol-1-yl)phenylamino)-8-phenyl-7,8-dihydropyrido[4,3-d]pyrimidin-6(5H)-yl)-2,2,2-trifluoroethanone



To a solution of Preparation AEm (0.20 g, 0.449 mmol) in dichloromethane was added triethylamine (0.068 g, 0.67 mmol) followed by trifluoroacetic anhydride (0.14 g, 0.67 mmol) and catalytic amount of DMAP at 0 °C. The reaction mixture was allowed to come to room temperature and stirred for 18 h. The reaction mixture was diluted with dichloromethane, washed with aqueous saturated NaHCO_3 (25 mL), brine solution (20 mL), dried over anhydrous Na_2SO_4 and evaporated under reduced pressure to give 1-(4-(ethylamino)-2-(3-fluoro-4-(3-methyl-1H-1,2,4-triazol-1-yl)phenylamino)-8-phenyl-7,8-dihydropyrido[4,3-d]pyrimidin-6(5H)-yl)-2,2,2-trifluoroethanone as crude compound (0.18 g, 74%). The crude compound was taken to the next step without further purification. LC-MS $(M+H)^+ = 541.2$.

20 Preparation AEq

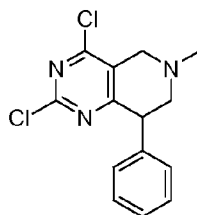
1-(4-(ethylamino)-2-(3-fluoro-4-(5-methyl-1H-1,2,4-triazol-1-yl)phenylamino)-8-phenyl-7,8-dihydropyrido[4,3-d]pyrimidin-6(5H)-yl)-2,2,2-trifluoroethanone



To a solution of Preparation AEo (0.21 g, 0.47 mmol) in dichloromethane was added triethylamine (0.071 g, 0.70 mmol) followed by trifluoroacetic anhydride (0.15 g, 0.70 mmol) and catalytic amount of DMAP at 0 °C. The reaction mixture was allowed to come to room temperature and stirred for 18 h. The reaction mixture was diluted with
 5 dichloromethane, washed with aqueous saturated NaHCO₃ (25 mL), brine solution (20 mL), dried over anhydrous Na₂SO₄ and evaporated under reduced pressure to give 1-(4-(ethylamino)-2-(3-fluoro-4-(5-methyl-1H-1,2,4-triazol-1-yl)phenylamino)-8-phenyl-7,8-dihydropyrido[4,3-d]pyrimidin-6(5H)-yl)-2,2,2-trifluoroethanone as crude compound (0.185 g, 73%). The crude compound was taken to the next step without further
 10 purification. LC-MS (M+H)⁺ = 541.2.

Preparation AF

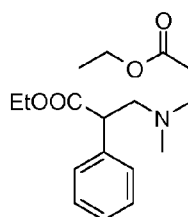
2,4-dichloro-6-methyl-8-phenyl-5,6,7,8-tetrahydropyrido[4,3-d]pyrimidine



15

Intermediate AF(1)

ethyl 3-((3-ethoxy-3-oxopropyl)(methyl)amino)-2-(4-fluorophenyl)propanoate

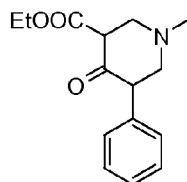


To a solution of Intermediate AE(3) (4.0 g, 13.65 mmol) in acetone was added
 20 K₂CO₃ (3.7 g, 27.3 mmol) followed by methyl iodide (2.3 g, 16.3 mmol) at 0 °C. The reaction mixture was stirred at room temperature for 2 h. The solvent was removed under reduced pressure and the residue was diluted with water. The aqueous layer was extracted with ethyl acetate (25 x 3). The combined organic layer was washed with brine solution (50 mL), dried over anhydrous Na₂SO₄ and evaporated under reduced

pressure to get crude compound. The crude compound was purified by column chromatography (Silica gel, 60-120 mesh) using 40% ethyl acetate in pet-ether as mobile phase to give ethyl 3-((3-ethoxy-3-oxopropyl)(methyl)amino)-2-phenylpropanoate (0.9 g, 22%) as oily liquid. LC-MS (M+H)⁺ = 308.0. ¹H NMR (400 MHz, DMSO-*d*₆): δ ppm
 5 7.33-7.26 (5H, m), 4.07-4.01 (4H, m), 3.83 (1H, m), 3.07 (1H, m), 2.69-2.52 (2H, m), 2.47-2.41 (3H, m), 2.21 (3H, s), 1.19-0.10 (6H, m).

Intermediate AF(2)

ethyl 1-methyl-4-oxo-5-phenylpiperidine-3-carboxylate

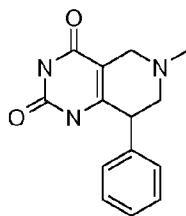


10

To a cooled solution of Intermediate AF(1) (0.9 g, 2.93 mmol) in THF was added *t*-BuOK (0.65 g, 5.86 mmol). The reaction mixture was stirred at room temperature for 2 h. The reaction mass was quenched with water then evaporated the solvent under reduced pressure. The residue was diluted with water and extracted with ethyl acetate (25 mL x
 15 2). The combined organic layer was washed with brine solution (25 mL), dried over anhydrous Na₂SO₄ and evaporated under reduced pressure to get crude compound. The crude compound was purified by column chromatography (Silica gel, 60-120 mesh) using 10% ethyl acetate in pet-ether as mobile phase to give ethyl 1-methyl-4-oxo-5-phenylpiperidine-3-carboxylate (7.1 g, 67%) as oily liquid. LC-MS (M+H)⁺ = 262.2.

20

Intermediate AF(3)

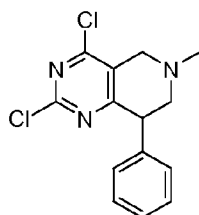
6-methyl-8-phenyl-5,6,7,8-tetrahydropyrido[4,3-*d*]pyrimidine-2,4(1*H*,3*H*)-dione

To a cooled solution of Intermediate AF(2) (4.5 g, 17.2 mmol) in ethanol was
 25 added *t*-BuOK (4.8 g, 43.1 mmol) followed by urea (2.58 g, 43.1 mmol). The reaction

mixture was heated at reflux for 24 h. The reaction mass was quenched with water and evaporated the solvent under reduced pressure. The residue was diluted with water and extracted with ethyl acetate (50 mL x 3). The combined organic layer was washed with brine solution (50 mL), dried over Na₂SO₄ and evaporated under reduced pressure to get crude compound. The crude compound was purified by column chromatography (Silica gel, 60-120 mesh) using 10% methanol in dichloromethane as mobile phase to give 6-methyl-8-phenyl-5,6,7,8-tetrahydropyrido[4,3-d]pyrimidine-2,4(1H,3H)-dione (2.5 g, 56%) as pale yellow solid. LC-MS (M+H)⁺ = 258.2 ¹H NMR (400 MHz, DMSO-*d*₆): δ ppm 11.04 (1H, s), 10.56 (1H, s), 7.33-7.23 (5H, m), 3.73 (1H, m), 4.75 (1H, m), 2.83 (1H, m), 2.78 (1H, m), 2.68 (1H, m), 2.22 (3H, s).

Preparation AF

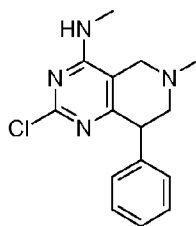
2,4-dichloro-6-methyl-8-phenyl-5,6,7,8-tetrahydropyrido[4,3-d]pyrimidine



A solution of Intermediate AF(3) (4.0 g, 15.56 mmol) and catalytic amount of DMF in POCl₃ (20 vol.) was heated at reflux for 10 h. The excess of POCl₃ was evaporated under reduced pressure. The residue was poured in to crushed ice and stirred for 15 min. The aqueous solution was extracted with ethyl acetate (75 mL x 3). The combined organic layer was washed with aqueous saturated NaHCO₃ (50 mL x 2), brine solution (75 mL), dried over Na₂SO₄ and evaporated under reduced pressure to give 2,4-dichloro-6-methyl-8-phenyl-5,6,7,8-tetrahydropyrido[4,3-d]pyrimidine (1.2 g, 27%) as brown solid. LC-MS (M+H)⁺ = 294.0.

Preparation AFa

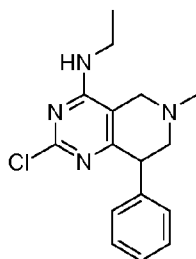
2-chloro-N,6-dimethyl-8-phenyl-5,6,7,8-tetrahydropyrido[4,3-d]pyrimidin-4-amine



To a solution of Preparation AF (1.0 g, 3.4 mmol) in acetonitrile was added diisopropylethylamine (1.3 g, 10.2 mmol) followed by addition of methylamine hydrochloride (0.34 g, 5.1 mmol) at room temperature. The reaction mixture was stirred at room temperature for 18 h. The solvent was removed under reduced pressure and the residue was purified by column chromatography (60-120 mesh) using 10% methanol in dichloromethane as mobile phase to give 2-chloro-N,6-dimethyl-8-phenyl-5,6,7,8-tetrahydropyrido[4,3-d]pyrimidin-4-amine (0.9 g, 91%) as off-white solid. LC-MS (M+H)⁺ = 289.2.

Preparation AFb

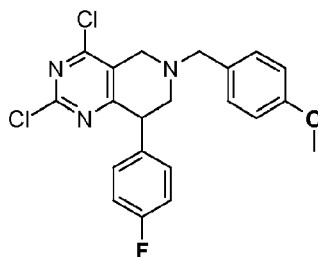
2-chloro-N-ethyl-6-methyl-8-phenyl-5,6,7,8-tetrahydropyrido[4,3-d]pyrimidin-4-amine



To a solution of Preparation AF (0.4 g, 1.36 mmol) in acetonitrile was added diisopropylethylamine (0.52 g, 4.0 mmol) followed by addition of ethylamine hydrochloride (0.16 g, 2.0 mmol) at room temperature. The reaction mixture was stirred at the same temperature for 18 h. The solvent was removed under reduced pressure and the residue was purified by column chromatography (60-120 mesh) using 50% ethyl acetate in pet-ether as mobile phase to give 2-chloro-N-ethyl-6-methyl-8-phenyl-5,6,7,8-tetrahydropyrido[4,3-d]pyrimidin-4-amine (0.4 g, 97%) as off-white solid. LC-MS (M-H)⁻ = 303.2.

Preparation AG

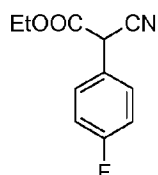
2,4-dichloro-8-(4-fluorophenyl)-6-(4-methoxybenzyl)-5,6,7,8-tetrahydropyrido[4,3-d]pyrimidine



5

Intermediate AG(1)

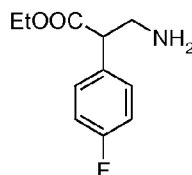
ethyl 2-cyano-2-(4-fluorophenyl)acetate



To a solution of sodium hydride (4.2 g, 177.7 mmol) in THF was added 4-fluoro
 10 phenyl acetonitrile (10 g, 74.0 mmol) at -10 °C. The reaction mixture was stirred for 15
 min at the same temperature. Diethyl carbonate (10.5 g, 88.0 mmol) was added to the
 reaction mixture and the reaction mixture was allowed to come to room temperature and
 heated to 40 °C. (Caution: Reaction will start suddenly and exothermic). The heating
 path was removed immediately once the reaction was started and the reaction mixture
 15 was cooled under ice/acetone. The solution was allowed to come to room temperature
 and stirred for 1 h. The reaction mass was cooled to 0 °C and quenched with aqueous
 saturated ammonium chloride and extracted with ethyl acetate (50 mL x 3). The
 combined organic layer was washed with water (50 mL), brine solution (50 mL), dried
 over anhydrous Na₂SO₄ and evaporated under reduced pressure to give ethyl 2-cyano-2-
 20 (4-fluorophenyl)acetate as crude compound as crude compound (10 g). The crude
 compound was taken to the next step without further purification. LC-MS (M-H)⁺ =
 206.2. ¹H NMR (400 MHz, CDCl₃) δ ppm 7.44 (2H, m), 7.11 (2H, m), 4.69 (1H, s),
 4.27-4.22 (2H, q, *J* = 7.2 Hz), 1.26 (3H, m)

Intermediate AG(2)

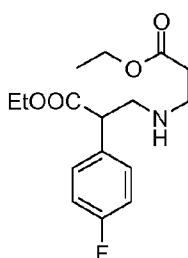
ethyl 3-amino-2-(4-fluorophenyl)propanoate



To a solution of Intermediate AG(1) (10.0 g, 40.0 mmol) in acetic acid was added
 5 palladium on carbon (10%, w/w) followed by H₂SO₄ (0.5 vol., 5 mL) at room
 temperature. The reaction mixture was hydrogenated under 5 kg of hydrogen pressure for
 18 h. The reaction mixture was filtered through celite bed and washed with methanol.
 The filtrate was evaporated under reduced pressure and the residue was neutralized with
 aqueous saturated bicarbonate solution. The aqueous solution was extracted with ethyl
 10 acetate (100 mL x 4). The combined organic layer was washed with brine solution (100
 mL), dried over anhydrous Na₂SO₄ and evaporated under reduced pressure to get crude
 compound. The crude compound was purified by column chromatography (Silica gel,
 60-120 mesh) using 10% methanol in dichloromethane as mobile phase to give ethyl 3-
 amino-2-(4-fluorophenyl)propanoate (6.0 g, 59%) as oily liquid. LC-MS (M+H)⁺ =
 15 212.2. ¹H NMR (400 MHz, CDCl₃): δ ppm 7.26-7.22 (2H, m), 7.04-6.98 (2H, m), 4.15
 (2H, m), 3.66 (1H, m), 3.28 (1H, m), 2.99 (1H, m), 1.20 (3H, m).

Intermediate AG(3)

ethyl 3-(3-ethoxy-3-oxopropylamino)-2-(4-fluorophenyl)propanoate



20

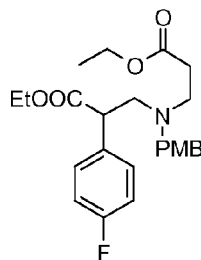
To a solution of Intermediate AG(2) (3.0 g, 14.0 mmol) in ethanol was added
 ethyl acrylate (1.7 g, 17.0 mmol) at room temperature. The reaction mixture was stirred
 at the same temperature for 18 h. The solvent was evaporated under reduced pressure and
 the crude compound was purified by column chromatography (Silica gel, 60-120 mesh)
 25 using 50% ethyl acetate in pet-ether as mobile phase to give ethyl 3-(3-ethoxy-3-

oxopropylamino)-2-(4-fluorophenyl)propanoate (2.5 g, 60%) as yellowish oily liquid. LC-MS (M+H)⁺ = 313.2. ¹H NMR (400 MHz, CDCl₃): δ ppm 7.27-7.21 (2H, m), 7.03-6.97 (2H, m), 4.13 (4H, m), 3.77 (1H, m), 3.23 (1H, m), 2.89 (3H, m), 2.48 (2H, m), 1.22 (6H, m).

5

Intermediate AG(4)

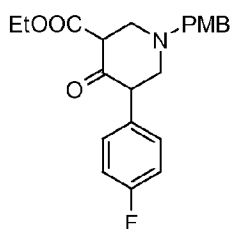
ethyl 3-((3-ethoxy-3-oxopropyl)(4-methoxybenzyl)amino)-2-(4-fluorophenyl)propanoate



To a solution of Intermediate AG(3) (2.0 g, 6.42 mmol) in acetone was added
 10 K₂CO₃ (1.39 g, 9.6 mmol) followed by *p*-methoxybenzyl bromide (1.68 g, 8.35 mmol) at
 room temperature. The reaction mixture was heated at reflux for 3 h. The solvent was
 removed under reduced pressure and the residue was diluted with water. The aqueous
 layer was extracted with ethyl acetate (25 x 2). The combined organic layer was washed
 with brine solution (25 mL), dried over anhydrous Na₂SO₄ and evaporated under reduced
 15 pressure to get crude compound. The crude compound was purified by column
 chromatography (Silica gel, 60-120 mesh) using 30% ethyl acetate in pet-ether as mobile
 phase to give ethyl 3-((3-ethoxy-3-oxopropyl)(4-methoxybenzyl)amino)-2-(4-
 fluorophenyl)propanoate (1.6 g, 60%) as oily liquid. LC-MS (M+H)⁺ = 432.2. ¹H NMR
 (400 MHz, CDCl₃): δ ppm 7.22 (2H, m), 7.09, (2H, m), 6.95 (2H, m), 6.78 (2H, m) 4.14
 20 (4H, m), 3.80 (3H, s), 3.77 (2H, m), 3.53 (2H, m), 3.16 (1H, m), 2.79 (2H, m), 2.43
 (2H, m), 1.24 (6H, m).

Intermediate AG(5)

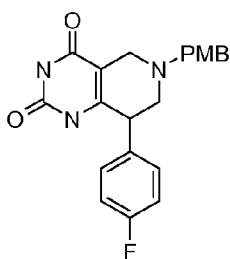
ethyl 5-(4-fluorophenyl)-1-(4-methoxybenzyl)-4-oxopiperidine-3-carboxylate



To a cooled solution of Intermediate AG(4) (1.6 g, 3.71 mmol) in THF was added *t*-BuOK (0.62 g, 5.56 mmol). The reaction mixture was stirred at room temperature for 2 h. The reaction mass was quenched with water then evaporated the solvent under reduced pressure. The residue was diluted with water and extracted with ethyl acetate (25 mL x 2). The combined organic layer was washed with brine solution (30 mL), dried over anhydrous Na₂SO₄ and evaporated under reduced pressure to get crude compound. The crude compound was purified by column chromatography (Silica gel, 60-120 mesh) using 25% ethyl acetate in pet-ether as mobile phase to give ethyl 5-(4-fluorophenyl)-1-(4-methoxybenzyl)-4-oxopiperidine-3-carboxylate (1.0 g, 70%) as oily liquid. LC-MS (M+H)⁺ = 386.2. ¹H NMR (400 MHz, CDCl₃): δ ppm 12.0 (1H, s), 7.26 (4H, m), 7.15 (2H, m), 6.88 (2H, m), 4.15 (2H, m), 3.80 (3H, s), 3.77 (2H, m), 3.57 (2H, m), 2.80 (1H, m), 2.40 (1H, m), 1.24 (3H, m).

15 Intermediate AG(6)

8-(4-fluorophenyl)-6-(4-methoxybenzyl)-5,6,7,8-tetrahydropyrido[4,3-d]pyrimidine-2,4(1H,3H)-dione

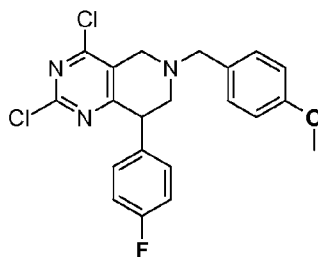


To a cooled solution of Intermediate AG(5) (1.0 g, 2.59 mmol) in ethanol was added *t*-BuOK (0.436 g 3.89 mmol) followed by urea (0.233 g, 3.89 mmol). The reaction mixture was heated at reflux for 24 h. The reaction mass was quenched with water and evaporated the solvent under reduced pressure. The residue was diluted with water and extracted with ethyl acetate (25 mL x 2). The combined organic layer was washed with brine solution (30 mL), dried over Na₂SO₄ and evaporated under reduced pressure to get

crude compound. The crude compound was purified by column chromatography (Silica gel, 60-120 mesh) using 10% pet-ether in ethyl acetate as mobile phase to give 8-(4-fluorophenyl)-6-(4-methoxybenzyl)-5,6,7,8-tetrahydropyrido[4,3-d]pyrimidine-2,4(1H,3H)-dione (0.6 g, 63%) as pale yellow solid. LC-MS (M+H)⁺ = 382.2. ¹H NMR (400 MHz, DMSO-*d*₆): δ ppm 11.06 (1H, s), 10.60 (1H, s), 7.35 (2H, m), 7.29 (2H, m), 7.05 (2H, m), 6.77 (2H, m), 4.05 (1H, m), 3.75 (3H, s), 3.53 (1H, m), 3.44 (2H, m), 2.88 (1H, m), 2.65 (2H, m).

Preparation AG

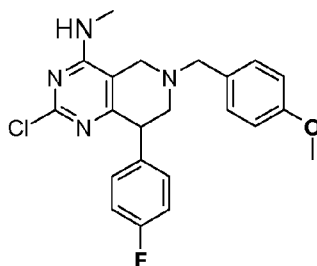
10 2,4-dichloro-8-(4-fluorophenyl)-6-(4-methoxybenzyl)-5,6,7,8-tetrahydropyrido[4,3-d]pyrimidine



A solution of Intermediate AG(6) (0.6 g, 1.57 mmol) and catalytic amount of DMF in POCl₃ (20 vol.) was heated at reflux for 10 h. The excess of POCl₃ was
 15 evaporated under reduced pressure. The residue was poured in to crushed ice and stirred for 15 min. The aqueous solution was extracted with ethyl acetate (20 mL x 3). The combined organic layer was washed with aqueous saturated NaHCO₃ (10 mL x 2), brine solution (10 mL), dried over anhydrous Na₂SO₄ and evaporated under reduced pressure to
 20 give 2,4-dichloro-8-(4-fluorophenyl)-6-(4-methoxybenzyl)-5,6,7,8-tetrahydropyrido[4,3-d]pyrimidine (0.35 g,) as brown solid. LC-MS (M+H)⁺ = 418.3.

Preparation AGa

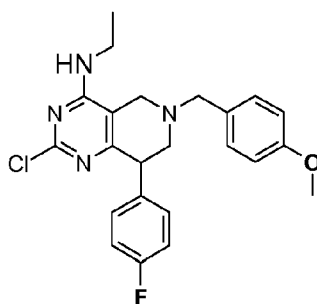
25 2-chloro-8-(4-fluorophenyl)-6-(4-methoxybenzyl)-N-methyl-5,6,7,8-tetrahydropyrido[4,3-d]pyrimidin-4-amine



To a solution of Preparation AG (1.0 g, 2.39 mmol) in methanol was added diisopropylethylamine (0.62 g, 4.79 mmol) followed by methylamine hydrochloride (0.192 g, 2.87 mmol) at room temperature. The reaction mixture was stirred at room temperature for 18 h. The solvent was removed under reduced pressure and the residue was purified by column chromatography (60-120 mesh) using 35% ethyl acetate in pet-ether as mobile phase to give 2-chloro-8-(4-fluorophenyl)-6-(4-methoxybenzyl)-N-methyl-5,6,7,8-tetrahydropyrido[4,3-d]pyrimidin-4-amine (0.408 g, 41%) as off-white solid. LC-MS (M+H)⁺ = 413.0. ¹H NMR (400 MHz, DMSO-*d*₆): δ ppm 7.32 (1H, m), 7.24-7.20 (2H, m), 7.14-7.06 (4H, m), 6.82 (2H, m), 3.96 (1H, m), 3.72 (3H, s), 3.67 (1H, m), 3.59 (1H, m), 3.50 (1H, m), 3.20 (1H, m), 2.82 (3H, d, *J* = 4.0 Hz), 2.80 (1H, m), 2.51 (1H, m).

Preparation AGb

2-chloro-N-ethyl-8-(4-fluorophenyl)-6-(4-methoxybenzyl)-5,6,7,8-tetrahydropyrido[4,3-d]pyrimidin-4-amine

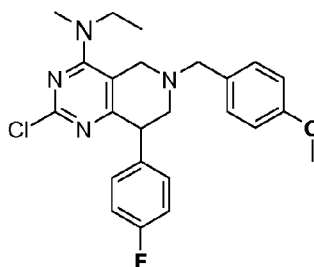


To a solution of Preparation AG (1.0 g, 2.39 mmol) in methanol was added diisopropylethylamine (0.61 g, 4.79 mmol) followed by ethylamine hydrochloride (0.23 g, 2.86 mmol) at room temperature. The reaction mixture was stirred at room temperature for 18 h. The solvent was removed under reduced pressure and the residue

was purified by column chromatography (60-120 mesh) using 30-35% ethyl acetate in pet-ether as mobile phase to give 2-chloro-N-ethyl-8-(4-fluorophenyl)-6-(4-methoxybenzyl)-5,6,7,8-tetrahydropyrido[4,3-d]pyrimidin-4-amine (0.54 g, 54%) as off-white solid. LC-MS (M+H) = 427.2. ¹H NMR (400 MHz, DMSO-*d*₆): δ ppm 7.32 (1H, m), 7.30-7.19 (2H, m), 7.13-7.05 (4H, m), 6.80 (2H, m), 3.93 (1H, m), 3.71 (3H, s), 3.68-3.48 (5H, m), 3.22 (1H, m), 2.80 (1H, m), 2.68 (1H, m), 1.15 (3H, m).

Preparation AGc

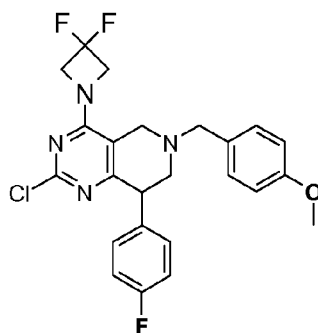
2-chloro-N-ethyl-8-(4-fluorophenyl)-6-(4-methoxybenzyl)-N-methyl-5,6,7,8-tetrahydropyrido[4,3-d]pyrimidin-4-amine



To a solution of Preparation AG (1.2 g, 2.87 mmol) in methanol was added diisopropylethylamine (0.74 g, 5.75 mmol) followed by ethylmethylamine (0.20 g, 3.44 mmol) at room temperature. The reaction mixture was stirred at room temperature for 18 h. The solvent was removed under reduced pressure and the residue was purified by column chromatography (60-120 mesh) using 30-35% ethyl acetate in petroleum-ether as mobile phase to give 2-chloro-N-ethyl-8-(4-fluorophenyl)-6-(4-methoxybenzyl)-N-methyl-5,6,7,8-tetrahydropyrido[4,3-d]pyrimidin-4-amine (0.50 g, 41%) as off-white solid. LC-MS (M+H)⁺ = 441.2. ¹H NMR (400 MHz, DMSO-*d*₆): δ ppm 7.23-7.16 (4H, m), 7.11-7.07 (2H, m), 6.84 (2H, m), 4.10 (1H, m), 3.73 (3H, s), 3.65-3.56 (3H, m), 3.51-3.40 (3H, m), 3.04 (1H, m), 2.99 (3H, s), 2.58 (1H, m), 1.11 (3H, t, *J* = 7.0 Hz).

Preparation AGd

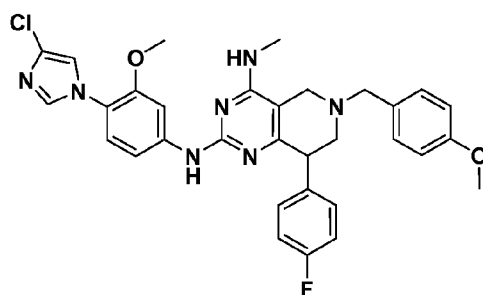
2-chloro-4-(3,3-difluoroazetidin-1-yl)-8-(4-fluorophenyl)-6-(4-methoxybenzyl)-5,6,7,8-tetrahydropyrido[4,3-d]pyrimidine



To a solution of Preparation AG (0.75 g, 1.79 mmol) in methanol was added diisopropylethylamine (0.58 g, 4.49 mmol) followed by 3,3-difluoroazetidine (0.25 g, 1.97 mmol) at room temperature. The reaction mixture was stirred at room temperature
 5 for 18 h. The solvent was removed under reduced pressure and the residue was purified by column chromatography (60-120 mesh) using 30% ethyl acetate in pet-ether as mobile phase to give 2-chloro-4-(3,3-difluoroazetidin-1-yl)-8-(4-fluorophenyl)-6-(4-methoxybenzyl)-5,6,7,8-tetrahydropyrido[4,3-d]pyrimidine (0.4 g, 48%) as off-white solid. LC-MS (M+H)⁺ = 475.2. ¹H NMR (400 MHz, CDCl₃): δ ppm 7.25-7.10 (4H, m),
 10 6.97-6.82 (2H, m), 6.80 (2H, m), 4.52 (4H, m), 4.07 (1H, m), 3.80 (3H, s), 3.59 (3H, m), 3.36 (1H, m), 2.93 (1H, m), 2.80 (1H, m).

Preparation AGe

N2-(4-(4-chloro-1H-imidazol-1-yl)-3-methoxyphenyl)-8-(4-fluorophenyl)-6-(4-methoxybenzyl)-N4-methyl-5,6,7,8-tetrahydropyrido[4,3-d]pyrimidine-2,4-diamine
 15



A solution of Preparation A (0.215 g, 0.966 mmol), Preparation AGa (0.40 g, 0.966 mmol), Na₂CO₃ (0.205 g, 1.93 mmol) and xantphos (0.558 g, 0.966 mmol) in dioxane/water (9: 1) was purged with argon for 1 h at room temperature. Pd(dba)₃ (0.50
 20 g, 0.48 mmol) was added to the reaction mixture and the resulting solution was purged with argon for another 1 h. The reaction mass was heated at 110 °C for 24 h. The

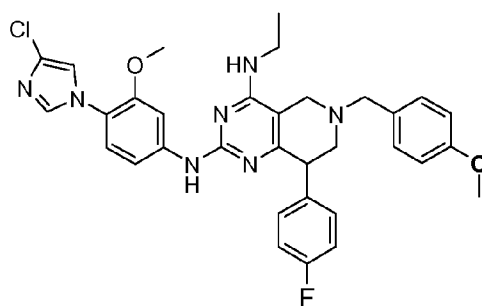
reaction mass was filtered through celite bed and washed with ethyl acetate. The filtrate was evaporated under reduced pressure and the residue was diluted with water. The aqueous solution was extracted with ethyl acetate (25 mL x 3). The combined organic layer was washed with brine solution (25 mL), dried over anhydrous Na₂SO₄ and

5 evaporated under reduced pressure to get crude compound. The crude compound was purified by column chromatography (Silica gel, 60-120 mesh) using 5% ethyl acetate in dichloromethane as mobile phase to give N2-(4-(4-chloro-1H-imidazol-1-yl)-3-methoxyphenyl)-8-(4-fluorophenyl)-6-(4-methoxybenzyl)-N4-methyl-5,6,7,8-

10 tetrahydropyrido[4,3-d]pyrimidine-2,4-diamine (0.20 g, 35%) as off-white solid. LC-MS (M+H)⁺ = 600.2. ¹H NMR (400 MHz, DMSO-*d*₆): δ ppm 9.09 (1H, s), 8.05 (1H, s), 7.72 (1H, s), 7.41 (1H, s), 7.26-7.22 (2H, m), 7.14-7.05 (7H, m), 6.82-6.75 (2H, m), 3.93 (1H, m), 3.76 (4H, m), 3.74 (2H, m), 3.72 (1H, m), 3.70 (3H, s), 2.92 (3H, d, *J* = 4.0 Hz), 2.90 (1H, m), 2.70 (1H, m).

15 Preparation AGf

N2-(4-(4-chloro-1H-imidazol-1-yl)-3-methoxyphenyl)-N4-ethyl-8-(4-fluorophenyl)-6-(4-methoxybenzyl)-5,6,7,8-tetrahydropyrido[4,3-d]pyrimidine-2,4-diamine



A solution of Preparation A (0.283 g, 1.26 mmol), Preparation AGb (0.54 g, 1.26 mmol), Na₂CO₃ (0.26 g, 2.53 mmol) and xantphos (0.73 g, 1.26 mmol) in dioxane/water

20 (9: 1) was purged with argon for 1 h at room temperature. Pd(dba)₃ (0.65 g, 0.63 mmol) was added to the reaction mixture and the resulting solution was purged with argon for another 1 h. The reaction mass was heated at 110 °C for 24 h. The reaction mass was filtered through celite bed and washed with ethyl acetate. The filtrate was evaporated

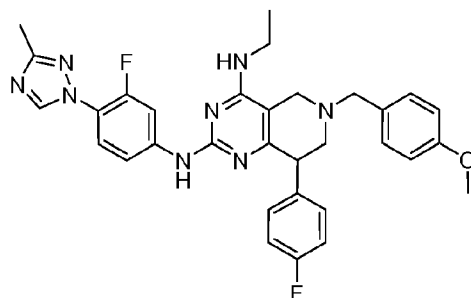
25 under reduced pressure and the residue was diluted with water. The aqueous solution was extracted with ethyl acetate (50 mL x 2). The combined organic layer was washed with brine solution (50 mL), dried over anhydrous Na₂SO₄ and evaporated under reduced

pressure to get crude compound. The crude compound was purified by column chromatography (Silica gel, 60-120 mesh) using 7% ethyl acetate in dichloromethane as mobile phase to give N2-(4-(4-chloro-1H-imidazol-1-yl)-3-methoxyphenyl)-N4-ethyl-8-(4-fluorophenyl)-6-(4-methoxybenzyl)-5,6,7,8-tetrahydropyrido[4,3-d]pyrimidine-2,4-diamine (0.22 g, 29%) as off-white solid. LC-MS (M+H)⁺ = 614.2. ¹H NMR (400 MHz, DMSO-*d*₆): δ ppm 9.05 (1H, s), 7.97 (1H, s), 7.72 (1H, s), 7.41 (1H, s), 7.39-7.29 (3H, m), 7.25-7.09 (6H, m), 6.81-6.75 (2H, m), 6.72 (1H, m), 3.93 (1H, m), 3.71 (3H, s), 3.67 (1H, m), 3.57 (3H, s), 3.52 (1H, m), 3.49 (2H, m), 3.24 (1H, m), 2.83 (1H, m), 2.65 (1H, m), 1.16 (3H, t, *J* = 7.2 Hz).

10

Preparation AGg

N4-ethyl-N2-(3-fluoro-4-(3-methyl-1H-1,2,4-triazol-1-yl)phenyl)-8-(4-fluorophenyl)-6-(4-methoxybenzyl)-5,6,7,8-tetrahydropyrido[4,3-d]pyrimidine-2,4-diamine

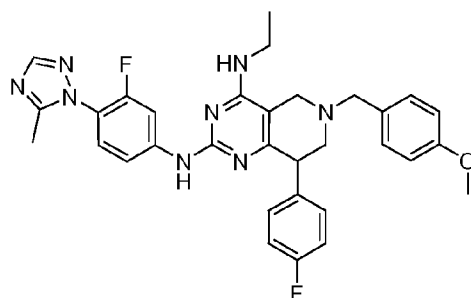


15 A solution of Preparation B (0.275 g, 1.43 mmol), Preparation AGb (0.68 g, 1.59 mmol), Na₂CO₃ (0.33 g, 3.19 mmol) and xantphos (0.92 g, 1.59 mmol) in dioxane/water (9: 1) was purged with argon for 1 h at room temperature. Pd(dba)₃ (0.82 g, 0.79 mmol) was added to the reaction mixture and the resulting solution was purged with argon for another 1 h. The reaction mass was heated at 110 °C for 24 h. The reaction mass was
20 filtered through celite bed and washed with ethyl acetate. The filtrate was evaporated under reduced pressure and the residue was diluted with water. The aqueous solution was extracted with ethyl acetate (50 mL x 2). The combined organic layer was washed with brine solution (50 mL), dried over anhydrous Na₂SO₄ and evaporated under reduced pressure to get crude compound. The crude compound was purified by column
25 chromatography (Silica gel, 60-120 mesh) using 10% ethyl acetate in dichloromethane as mobile phase to give N4-ethyl-N2-(3-fluoro-4-(3-methyl-1H-1,2,4-triazol-1-yl)phenyl)-8-

(4-fluorophenyl)-6-(4-methoxybenzyl)-5,6,7,8-tetrahydropyrido[4,3-d]pyrimidine-2,4-diamine (0.6 g, 65%) as off-white solid. LC-MS $(M+H)^+ = 583.2$.

Preparation AGh

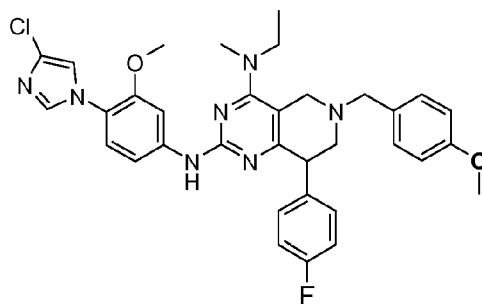
- 5 N4-ethyl-N2-(3-fluoro-4-(5-methyl-1H-1,2,4-triazol-1-yl)phenyl)-8-(4-fluorophenyl)-6-(4-methoxybenzyl)-5,6,7,8-tetrahydropyrido[4,3-d]pyrimidine-2,4-diamine



- A solution of Preparation C (0.20 g, 1.05 mmol), Preparation AGb (0.50 g, 1.17 mmol), Na_2CO_3 (0.24 g, 2.34 mmol) and xantphos (0.67 g, 1.17 mmol) in dioxane/water (9: 1) was purged with argon for 1 h at room temperature. $\text{Pd}(\text{dba})_3$ (0.60 g, 0.58 mmol) was added to the reaction mixture and the resulting solution was purged with argon for another 1 h. The reaction mass was heated at 110 °C for 24 h. The reaction mass was filtered through a bed of diatomaceous earth (Celite[®]) and washed with ethyl acetate. The filtrate was evaporated under reduced pressure and the residue was diluted with water. The aqueous solution was extracted with ethyl acetate (25 mL x 2). The combined organic layer was washed with brine solution (20 mL), dried over anhydrous Na_2SO_4 and evaporated under reduced pressure to get crude compound. The crude compound was purified by column chromatography (Silica gel, 60-120 mesh) using 10% ethyl acetate in dichloromethane as mobile phase to give N4-ethyl-N2-(3-fluoro-4-(5-methyl-1H-1,2,4-triazol-1-yl)phenyl)-8-(4-fluorophenyl)-6-(4-methoxybenzyl)-5,6,7,8-tetrahydropyrido[4,3-d]pyrimidine-2,4-diamine (0.51 g, 73%) as off-white solid. LC-MS $(M+H)^+ = 583.2$.

Preparation AGi

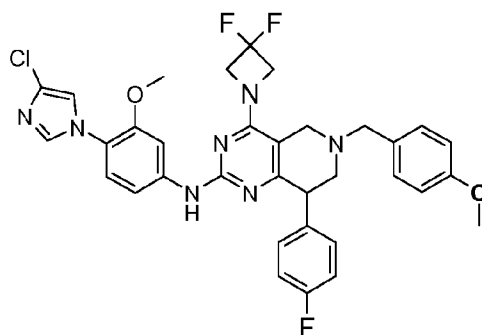
- 25 N2-(4-(4-chloro-1H-imidazol-1-yl)-3-methoxyphenyl)-N4-ethyl-8-(4-fluorophenyl)-6-(4-methoxybenzyl)-N4-methyl-5,6,7,8-tetrahydropyrido[4,3-d]pyrimidine-2,4-diamine



A solution of Preparation A (0.25 g, 1.13 mmol), Preparation AGc (0.50 g, 1.13 mmol), Na_2CO_3 (0.24 g, 2.28 mmol) and xantphos (0.65 g, 1.14 mmol) in dioxane/water (9: 1) was purged with argon for 1 h at room temperature. $\text{Pd}(\text{dba})_3$ (0.60 g, 0.560 mmol) was added to the reaction mixture and the resulting solution was purged with argon for another 1 h. The reaction mass was heated at 110 °C for 24 h. The reaction mass was filtered through celite bed and washed with ethyl acetate. The filtrate was evaporated under reduced pressure and the residue was diluted with water. The aqueous solution was extracted with ethyl acetate (20 mL x 3). The combined organic layer was washed with brine solution (25 mL), dried over anhydrous Na_2SO_4 and evaporated under reduced pressure to get crude compound. The crude compound was purified by column chromatography (Silica gel, 60-120 mesh) using 5-10% ethyl acetate in dichloromethane as mobile phase to give N2-(4-(4-chloro-1H-imidazol-1-yl)-3-methoxyphenyl)-N4-ethyl-8-(4-fluorophenyl)-6-(4-methoxybenzyl)-N4-methyl-5,6,7,8-tetrahydropyrido[4,3-d]pyrimidine-2,4-diamine (0.45 g, 63%) as off-white solid. LC-MS $(\text{M}+\text{H})^+ = 628.2$. ^1H NMR (400 MHz, $\text{DMSO}-d_6$): δ ppm 9.15 (1H, s), 7.86 (1H, s), 7.73 (1H, s), 7.42 (1H, s), 7.24-7.21 (4H, m), 7.18-7.07 (4H, m), 6.86 (2H, m), 4.11 (1H, m), 3.70 (3H, s), 3.65 (2H, m), 3.56 (3H, s), 3.47 (2H, m), 3.40 (2H, m), 3.07 (1H, m), 2.98 (3H, s), 2.51 (1H, m), 1.24 (3H, t, $J = 7.2$ Hz).

Preparation AGj

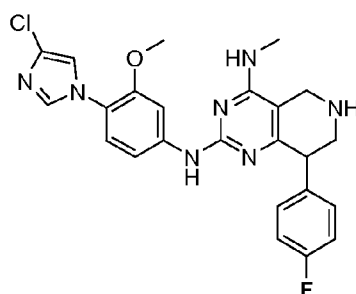
N-(4-(4-chloro-1H-imidazol-1-yl)-3-methoxyphenyl)-4-(3,3-difluoroazetidin-1-yl)-8-(4-fluorophenyl)-6-(4-methoxybenzyl)-5,6,7,8-tetrahydropyrido[4,3-d]pyrimidin-2-amine



A solution of Preparation A (0.20 g, 0.92 mmol), Preparation AGd (0.40 g, 0.84 mmol), Na_2CO_3 (0.18 g, 1.77 mmol) and xantphos (0.48 g, 0.84 mmol) in dioxane/water (9: 1) was purged with argon for 1 h at room temperature. $\text{Pd}(\text{dba})_3$ (0.43 g, 0.420 mmol) was added to the reaction mixture and the resulting solution was purged for another 1 h. The reaction mass was heated at 110 °C for 24 h. The reaction mass was filtered through celite bed and washed with ethyl acetate. The filtrate was evaporated under reduced pressure and the residue was diluted with water. The aqueous solution was extracted with ethyl acetate (25 mL x 3). The combined organic layer was washed with brine solution (25 mL), dried over anhydrous Na_2SO_4 and evaporated under reduced pressure to get crude compound. The crude compound was purified by column chromatography (Silica gel, 60-120 mesh) using 5% ethyl acetate in dichloromethane as mobile phase to give N-2-(4-(4-chloro-1H-imidazol-1-yl)-3-methoxyphenyl)-4-(3,3-difluoroazetidin-1-yl)-8-(4-fluorophenyl)-6-(4-methoxybenzyl)-5,6,7,8-tetrahydropyrido[4,3-d]pyrimidin-2-amine (0.25 g, 49%) as off-white solid. LC-MS $(\text{M}+\text{H})^+ = 663.0$.

Preparation AGk

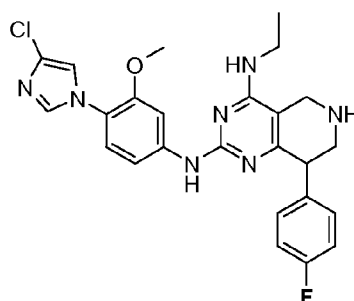
N2-(4-(4-chloro-1H-imidazol-1-yl)-3-methoxyphenyl)-8-(4-fluorophenyl)-N4-methyl-5,6,7,8-tetrahydropyrido[4,3-d]pyrimidine-2,4-diamine



To a solution of Preparation AGe (0.20 g, 0.330 mmol) in toluene was added trifluoromethanesulfonic acid (3.0 vol.) at room temperature. The reaction mixture was heated at reflux for 1 h. The solvent was removed under reduced pressure and the residue was diluted with water. The aqueous solution was washed with dichloromethane (25 mL x 2), basified by using aqueous saturated NaHCO₃ and extracted with ethyl acetate (25 mL x 3). The combined organic layer was washed with brine solution (25 mL), dried over anhydrous Na₂SO₄ and evaporated under reduced pressure to give N2-(4-(4-chloro-1H-imidazol-1-yl)-3-methoxyphenyl)-8-(4-fluorophenyl)-N4-methyl-5,6,7,8-tetrahydropyrido[4,3-d]pyrimidine-2,4-diamine (0.08 g, 51%) as crude compound. The crude compound was taken to the next step without further purification. LC-MS (M+H)⁺ = 480.2. ¹H NMR (400 MHz, DMSO-*d*₆): δ ppm 9.36 (1H, s), 7.86 (1H, s), 7.75 (1H, s), 7.43 (1H, s), 7.32-7.28 (3H, m), 7.23-7.11 (4H, m), 4.30 (1H, m), 4.02 (1H, m), 3.98 (1H, m), 3.71 (1H, m), 3.56 (3H, s), 3.38 (1H, m), 2.98 (3H, d, *J* = 4.0 Hz).

15 *Preparation AGI (BBRC-7610)*

N2-(4-(4-chloro-1H-imidazol-1-yl)-3-methoxyphenyl)-N4-ethyl-8-(4-fluorophenyl)-5,6,7,8-tetrahydropyrido[4,3-d]pyrimidine-2,4-diamine



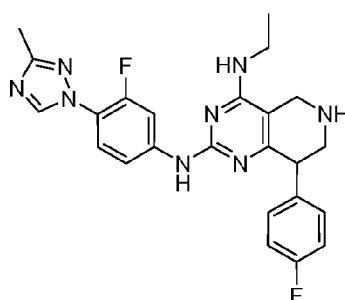
To a solution of Preparation AGf (0.22 g, 0.35 mmol) in toluene was added trifluoromethanesulfonic acid (3.0 vol.) at room temperature. The reaction mixture was heated at reflux for 1 h. The solvent was removed under reduced pressure and the residue was diluted with water. The aqueous solution was washed with dichloromethane (25 mL x 2), basified by using aqueous saturated NaHCO₃ and extracted with ethyl acetate (50 mL x 3). The combined organic layer was washed with brine solution (25 mL), dried over anhydrous Na₂SO₄ and evaporated under reduced pressure to give N2-(4-(4-chloro-1H-imidazol-1-yl)-3-methoxyphenyl)-N4-ethyl-8-(4-fluorophenyl)-5,6,7,8-tetrahydropyrido[4,3-d]pyrimidine-2,4-diamine as crude compound (0.16 g, 93%). The

crude compound was taken to the next step without further purification. LC-MS (M+H)⁺ = 494.2. ¹H NMR (400 MHz, DMSO-*d*₆): δ ppm 9.01 (1H, s), 7.98 (1H, s), 7.72 (1H, s), 7.41 (1H, s), 7.21-7.17 (2H, m), 7.13-7.05 (4H, m), 6.67 (1H, m), 3.82 (1H, m), 3.66 (2H, m), 3.56 (3H, s), 3.50 (2H, m), 3.20 (1H, m), 2.85 (1H, m), 1.20 (3H, t, *J* = 7.2 Hz).

5

Preparation AGm

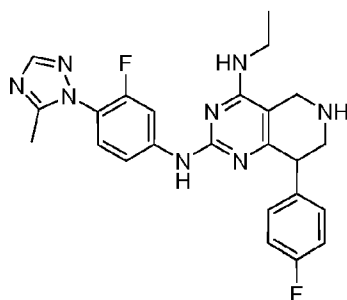
N4-ethyl-N2-(3-fluoro-4-(3-methyl-1H-1,2,4-triazol-1-yl)phenyl)-8-(4-fluorophenyl)-5,6,7,8-tetrahydropyrido[4,3-*d*]pyrimidine-2,4-diamine



To a solution of Preparation AGg (0.40 g, 0.68 mmol) in toluene was added trifluoromethanesulfonic acid (3.0 vol.) at room temperature. The reaction mixture was heated at reflux for 1 h. The solvent was removed under reduced pressure and the residue was diluted with water. The aqueous solution was washed with dichloromethane (20 mL x 2), basified by using aqueous saturated NaHCO₃ and extracted with ethyl acetate (25 mL x 3). The combined organic layer was washed with brine solution (25 mL), dried over anhydrous Na₂SO₄ and evaporated under reduced pressure to give N4-ethyl-N2-(3-fluoro-4-(3-methyl-1H-1,2,4-triazol-1-yl)phenyl)-8-(4-fluorophenyl)-5,6,7,8-tetrahydropyrido[4,3-*d*]pyrimidine-2,4-diamine (0.30 g, 94%) as crude compound. The crude compound was taken to the next step without further purification. LC-MS (M+H)⁺ = 463.2. ¹H NMR (400 MHz, DMSO-*d*₆): δ ppm 9.29 (1H, s), 8.68 (1H, s), 8.03 (1H, m), 7.44-7.37 (2H, m), 7.25-7.21 (2H, m), 7.12-7.07 (2H, m), 6.76 (1H, m), 3.83 (1H, m), 3.68-3.60 (2H, m), 3.55-3.46 (2H, m), 3.22 (1H, m), 2.91 (1H, m), 2.34 (3H, s), 1.20 (3H, t, *J* = 7.2 Hz).

Preparation AGn

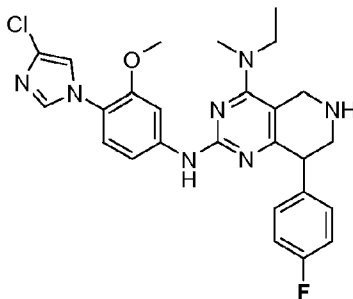
N4-ethyl-N2-(3-fluoro-4-(5-methyl-1H-1,2,4-triazol-1-yl)phenyl)-8-(4-fluorophenyl)-5,6,7,8-tetrahydropyrido[4,3-*d*]pyrimidine-2,4-diamine



To a solution of Preparation AGh (0.51 g, 0.87 mmol) in toluene was added trifluoromethanesulfonic acid (3.0 vol.) at room temperature. The reaction mixture was heated at reflux for 1 h. The solvent was removed under reduced pressure and the residue was diluted with water. The aqueous solution was washed with dichloromethane (25 mL x 2), basified by using aqueous saturated NaHCO₃ and extracted with ethyl acetate (25 mL x 3). The combined organic layer was washed with brine solution (25 mL), dried over anhydrous Na₂SO₄ and evaporated under reduced pressure to give N4-ethyl-N2-(3-fluoro-4-(5-methyl-1H-1,2,4-triazol-1-yl)phenyl)-8-(4-fluorophenyl)-5,6,7,8-tetrahydropyrido[4,3-d]pyrimidine-2,4-diamine (0.31 g, 78%) as crude compound. The crude compound was taken to the next step without further purification. LC-MS (M+H)⁺ = 463.2. ¹H NMR (400 MHz, DMSO-*d*₆): δ ppm 9.29 (1H, s), 8.68 (1H, s), 8.02 (1H, m), 7.42 (2H, m), 7.23 (2H, m), 7.28-7.10 (2H, m), 6.75 (1H, m), 3.80 (1H, m), 3.67-3.60 (2H, m), 3.55-3.48 (2H, m), 3.22 (1H, m), 2.89 (1H, m), 2.34 (3H, s), 1.24 (3H, t, *J* = 7.0 Hz).

Preparation AGo(BBRC-4363)

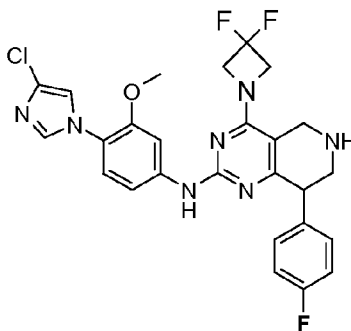
N2-(4-(4-chloro-1H-imidazol-1-yl)-3-methoxyphenyl)-N4-ethyl-8-(4-fluorophenyl)-N4-methyl-5,6,7,8-tetrahydropyrido[4,3-d]pyrimidine-2,4-diamine



To a solution of Preparation AGi (0.10 g, 0.15 mmol) in toluene was added trifluoromethanesulfonic acid (3.0 vol.) at room temperature. The reaction mixture was heated at reflux for 1 h. The solvent was removed under reduced pressure and the residue was diluted with water. The aqueous solution was washed with dichloromethane (10 mL x 2), basified by using aqueous saturated NaHCO₃ and extracted with ethyl acetate (20 mL x 3). The combined organic layer was washed with brine solution (25 mL), dried over anhydrous Na₂SO₄ and evaporated under reduced pressure to give N2-(4-(4-chloro-1H-imidazol-1-yl)-3-methoxyphenyl)-N4-ethyl-8-(4-fluorophenyl)-N4-methyl-5,6,7,8-tetrahydropyrido[4,3-d]pyrimidine-2,4-diamine (0.03 g) as crude compound. The crude compound was taken to the next step without further purification. LC-MS (M+H)⁺ = 508.2. ¹H NMR (400 MHz, DMSO-*d*₆): δ ppm 7.78 (1H, s), 7.77 (1H, s), 7.37 (1H, s), 7.20-7.16 (3H, m), 7.12-7.06 (4H, m), 4.04 (2H, m), 3.80 (1H, m), 3.50 (3H, s), 3.42-3.32 (3H, m), 3.15 (3H, s), 2.81 (1H, m), 1.17 (3H, t, *J* = 7.2 Hz).

15 *Preparation AGp (BBRC-4364)*

N-(4-(4-chloro-1H-imidazol-1-yl)-3-methoxyphenyl)-4-(3,3-difluoroazetidin-1-yl)-8-(4-fluorophenyl)-5,6,7,8-tetrahydropyrido[4,3-d]pyrimidin-2-amine



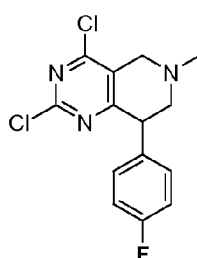
To a solution of Preparation AGj (0.20 g, 0.30 mmol) in toluene was added trifluoromethanesulfonic acid (3.0 vol.) at room temperature. The reaction mixture was heated at reflux for 1 h. The solvent was removed under reduced pressure and the residue was diluted with water. The aqueous solution was washed with dichloromethane (10 mL x 2), basified by using aqueous saturated NaHCO₃ and extracted with ethyl acetate (25 mL x 3). The combined organic layer was washed with brine solution (50 mL), dried over anhydrous Na₂SO₄ and evaporated under reduced pressure to give N-(4-(4-chloro-1H-imidazol-1-yl)-3-methoxyphenyl)-4-(3,3-difluoroazetidin-1-yl)-8-(4-fluorophenyl)-

5,6,7,8-tetrahydropyrido[4,3-d]pyrimidin-2-amine (0.12 g, 70%) as crude compound.

The crude compound was taken to the next step without further purification. LC-MS
 $(M+H)^+ = 542.0$. 1H NMR (400 MHz, DMSO-*d*₆): δ ppm 9.31 (1H, s), 7.87 (1H, s), 7.73
 (1H, s), 7.41 (1H, s), 7.22 (2H, m), 7.15-7.07 (4H, m), 4.74-4.59 (4H, m), 3.97 (1H, m),
 5 3.87 (1H, m), 3.76 (1H, m), 3.51 (3H, s), 3.27 (1H, m), 2.83 (1H, m).

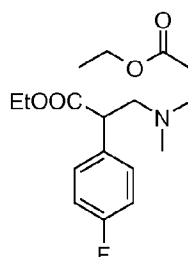
Preparation AH

2,4-dichloro-8-(4-fluorophenyl)-6-methyl-5,6,7,8-tetrahydropyrido[4,3-d]pyrimidine



10 Intermediate AH(1)

ethyl 3-((3-ethoxy-3-oxopropyl)(4-methoxybenzyl)amino)-2-(4-fluorophenyl)propanoate

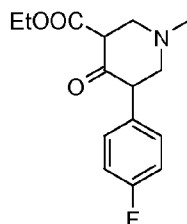


To a solution of Intermediate AG(3) (12.0 g, 38.5 mmol) in acetone was added
 K_2CO_3 (6.38 g, 46.3 mmol) followed by methyl iodide (6.5 g, 46.3 mmol) at 0 °C. The
 15 reaction mixture was stirred at room temperature for 2 h. The solvent was removed under
 reduced pressure and the residue was diluted with water. The aqueous layer was
 extracted with ethyl acetate (50 x 3). The combined organic layer was washed with brine
 solution (75 mL), dried over anhydrous Na_2SO_4 and evaporated under reduced pressure to
 get crude compound. The crude compound was purified by column chromatography
 20 (Silica gel, 60-120 mesh) using 20% ethyl acetate in pet-ether as mobile phase to give
 ethyl 3-((3-ethoxy-3-oxopropyl)(methyl)amino)-2-phenylpropanoate (6.0 g, 50%) as oily
 liquid. LC-MS $(M+H)^+ = 326.2$. 1H NMR (400 MHz, $CDCl_3$): δ ppm 7.01 (2H, m),

6.98, (2H, m), 4.16-4.07 (4H, m), 3.77 (1H, m), 3.13 (1H, t, $J = 2.4$ Hz), 2.75-2.51 (5H, m), 2.17 (3H, s), 1.26-1.19 (6H, m).

Intermediate AH(2)

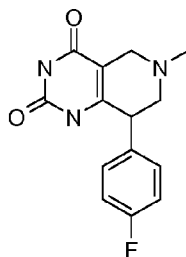
5 ethyl 5-(4-fluorophenyl)-1-methyl-4-oxopiperidine-3-carboxylate



To a cooled solution of Intermediate AH(1) (6.0 g, 18.4 mmol) in THF was added *t*-BuOK (4.1 g, 36.9 mmol). The reaction mixture was stirred at room temperature for 2 h. The reaction mass was quenched with water then evaporated the solvent under reduced pressure. The residue was diluted with water and extracted with ethyl acetate (25 mL x 4). The combined organic layer was washed with brine solution (30 mL), dried over anhydrous Na₂SO₄ and evaporated under reduced pressure to get crude compound. The crude compound was purified by column chromatography (Silica gel, 60-120 mesh) using 20% ethyl acetate in pet-ether as mobile phase to give ethyl 5-(4-fluorophenyl)-1-methyl-4-oxopiperidine-3-carboxylate (3.0 g, 51%) as oily liquid. LC-MS ($M+H$)⁺ = 278.2. ¹H NMR (400 MHz, DMSO-*d*₆): δ ppm 7.35 (1H, m), 7.15 (1H, m), 7.12 (1H, m), 6.98 (1H, m), 4.01 (2H, m), 3.88 (1H, m), 2.60 (1H, m), 2.38 (2H, m), 2.19 (3H, s), 1.19-1.08 (3H, m).

20 Intermediate AH(3)

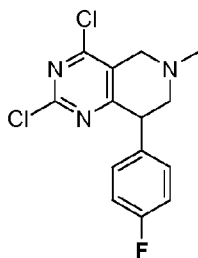
8-(4-fluorophenyl)-6-methyl-5,6,7,8-tetrahydropyrido[4,3-*d*]pyrimidine-2,4(1H,3H)-dione



To a cooled solution of Intermediate AH(2) (3.0 g, 10.75 mmol) in ethanol was added *t*-BuOK (3.0 g 26.8 mmol) followed by urea (1.6 g, 26.8 mmol). The reaction mixture was heated at reflux for 36 h. The reaction mass was quenched with water and evaporated the solvent under reduced pressure. The residue was diluted with water and extracted with ethyl acetate (25 mL x 3). The combined organic layer was washed with brine solution (30 mL), dried over Na₂SO₄ and evaporated under reduced pressure to get crude compound. The crude compound was purified by column chromatography (Silica gel, 60-120 mesh) using 100% ethyl acetate as mobile phase to give 8-(4-fluorophenyl)-6-methyl-5,6,7,8-tetrahydropyrido[4,3-*d*]pyrimidine-2,4(1*H*,3*H*)-dione (1.5 g, 51%) as pale yellow solid. LC-MS (M+H)⁺ = 276.0. ¹H NMR (400 MHz, DMSO-*d*6): δ ppm 11.08 (1H, s), 10.59 (1H, s), 7.31 (2H, m), 7.13 (2H, m), 3.74 (1H, m), 3.17 (1H, m), 2.80-2.59 (2H, m), 2.23 (3H, s).

Preparation AH

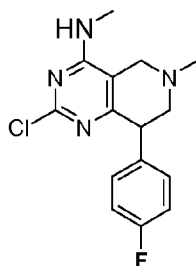
2,4-dichloro-8-(4-fluorophenyl)-6-methyl-5,6,7,8-tetrahydropyrido[4,3-*d*]pyrimidine



A solution of Intermediate AH(3) (1.5 g, 5.45 mmol) and catalytic amount of DMF in POCl₃ (20 vol.) was heated at reflux for 10 h. The excess of POCl₃ was evaporated under reduced pressure. The residue was poured in to crushed ice and stirred for 15 min. The aqueous solution was extracted with ethyl acetate (20 mL x 2). The combined organic layer was washed with aqueous saturated NaHCO₃ (10 mL x 2), brine solution (10 mL), dried over anhydrous Na₂SO₄ and evaporated under reduced pressure to give 2,4-dichloro-8-(4-fluorophenyl)-6-methyl-5,6,7,8-tetrahydropyrido[4,3-*d*]pyrimidine (0.7 g, 56%) as brown solid. LC-MS (M+H)⁺ = 312.2.

Preparation AHa

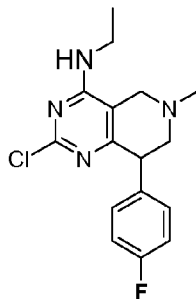
2-chloro-8-(4-fluorophenyl)-N,6-dimethyl-5,6,7,8-tetrahydropyrido[4,3-*d*]pyrimidin-4-amine



To a solution of Preparation AH (0.4 g, 1.28 mmol) in methanol was added diisopropylethylamine (0.33 g, 2.57 mmol) followed by methylamine hydrochloride (0.16 g, 2.57 mmol) at room temperature. The reaction mixture was stirred at room temperature for 18 h. The solvent was removed under reduced pressure and the residue was purified by column chromatography (60-120 mesh) using 50% ethyl acetate in pet-ether as mobile phase to give 2-chloro-8-(4-fluorophenyl)-N,6-dimethyl-5,6,7,8-tetrahydropyrido[4,3-d]pyrimidin-4-amine (0.20 g, 51.2%) as off-white solid. LC-MS (M+H)⁺ = 307.2.

Preparation AHb

2-chloro-N-ethyl-8-(4-fluorophenyl)-6-methyl-5,6,7,8-tetrahydropyrido[4,3-d]pyrimidin-4-amine

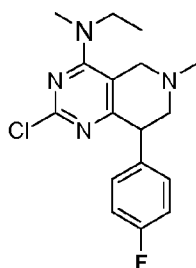


To a solution of Preparation AH (0.7 g, 2.25 mmol) in methanol was added diisopropylethylamine (0.58 g, 4.50 mmol) followed by ethylamine hydrochloride (0.4 g, 4.50 mmol) at room temperature. The reaction mixture was stirred at room temperature for 18 h. The solvent was removed under reduced pressure and the residue was purified by column chromatography (60-120 mesh) using 30-35% ethyl acetate in pet-ether as mobile phase to give 2-chloro-N-ethyl-8-(4-fluorophenyl)-6-methyl-5,6,7,8-

tetrahydropyrido[4,3-d]pyrimidin-4-amine (0.21 g, 29%) as off-white solid. LC-MS
(M+H)⁺ = 321.2.

Preparation AHc

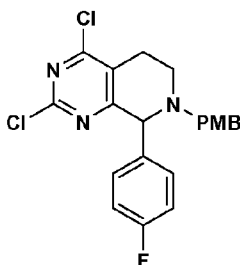
- 5 2-chloro-N-ethyl-8-(4-fluorophenyl)-N,6-dimethyl-5,6,7,8-tetrahydropyrido[4,3-d]pyrimidin-4-amine



- To a solution of Preparation AH (0.35 g, 1.1 mmol) in methanol was added diisopropylethylamine (0.29 g, 2.2 mmol) followed by ethylmethylamine (0.67 g, 1.35
10 mmol) at room temperature. The reaction mixture was stirred at room temperature for 18 h. The solvent was removed under reduced pressure and the residue was purified by column chromatography (60-120 mesh) using 35% ethyl acetate in pet-ether as mobile phase to give 2-chloro-N-ethyl-8-(4-fluorophenyl)-N,6-dimethyl-5,6,7,8-tetrahydropyrido[4,3-d]pyrimidin-4-amine (0.22 g, 58%) as off-white solid. LC-MS
15 (M+H)⁺ = 333.9.

Preparation AI

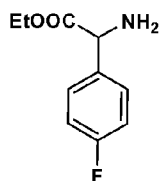
- 2,4-dichloro-8-(4-fluorophenyl)-7-(4-methoxybenzyl)-5,6,7,8-tetrahydropyrido[3,4-d]pyrimidine



20

Intermediate AI(1)

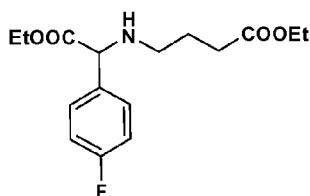
ethyl 2-amino-2-(4-fluorophenyl)acetate



To a cooled solution of 2-amino-2-(4-fluorophenyl)acetic acid (1.0 g, 6.17 mmol) in ethanol was added con. H_2SO_4 (1 mL) over a period of 1 min. The reaction mixture was heated at reflux for 5 h. The solvent was evaporated under reduced pressure and the residue was diluted with ethyl acetate (20 mL). The organic solution was washed with aqueous saturated NaHCO_3 (15 mL x 2), water (20 mL), brine solution (10 mL), dried over anhydrous Na_2SO_4 and evaporated under reduced pressure to give ethyl 2-amino-2-(4-fluorophenyl)acetate (0.75 g, 65%) as crude compound (oily liquid). The crude compound was taken to the next step without further purification. LC-MS ($\text{M}+\text{H}_2\text{O}$)⁺ = 198.0. ^1H NMR (400 MHz, $\text{DMSO}-d_6$): δ 7.44-7.40 (2H, m), 7.18-7.13 (2H, m), 4.51 (1H, s), 4.12-4.01 (2H, m), 2.26 (2H, s), 1.12 (3H, t, J = 8.0 Hz).

Intermediate AI(2)

ethyl 4-(2-ethoxy-1-(4-fluorophenyl)-2-oxooctylamino)butanoate



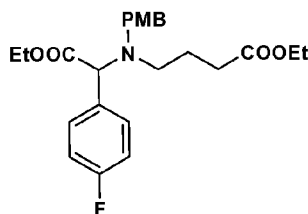
15

To a solution of Intermediate AI(1) (4.2 g, 21.3 mmol) in DMF was added cesium carbonate (8.3 g, 2.25 mmol) followed ethyl 4-bromobutyrate (4.98 g, 2.55 mmol) at room temperature. The reaction mixture was stirred at 70 °C for 18 h. The solvent was evaporated under reduced pressure and the crude compound was purified by column chromatography (Silica gel, 60-120 mesh) using 25% ethyl acetate in pet-ether as mobile phase to give ethyl 4-(2-ethoxy-1-(4-fluorophenyl)-2-oxooctylamino)butanoate (2.0 g, 30%) as yellowish oily liquid. LC-MS ($\text{M}+\text{H}$)⁺ = 312.2. ^1H NMR (400 MHz, CDCl_3): δ ppm 7.33 (2H, m), 7.06 (2H, m), 4.31 (1H, m), 4.18 (4H, m), 2.63 (1H, m), 2.49 (1H, m), 2.35 (2H, m), 1.81 (1H, m), 1.24 (6H, m).

25

Intermediate AI(3)

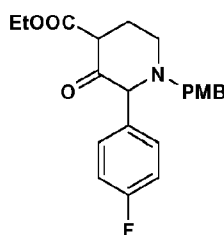
ethyl 4-((2-ethoxy-1-(4-fluorophenyl)-2-oxoethyl)(4-methoxybenzyl)amino)butanoate



To a solution Intermediate AI(2) (15.0 g, 48.23 mmol) in acetone was added
 5 K_2CO_3 (7.9 g, 57.8 mmol) followed by 4-methoxybenzyl bromide (14.5 g, 72.3 mmol) at
 0 °C. The reaction mixture was heated at 70 °C for 18 h. The solvent was removed under
 reduced pressure and the residue was diluted with water. The aqueous layer was
 extracted with ethyl acetate (100 x 2). The combined organic layer was washed with
 brine solution (75 mL), dried over anhydrous Na_2SO_4 and evaporated under reduced
 10 pressure to get crude compound. The crude compound was purified by column
 chromatography (Silica gel, 60-120 mesh) using 30% ethyl acetate in pet-ether as mobile
 phase to give ethyl 4-((2-ethoxy-1-(4-fluorophenyl)-2-oxoethyl)(4-
 methoxybenzyl)amino)butanoate (12.0 g, 60%) as oily liquid. LC-MS $(M+H)^+$ 432.2.
 1H NMR (400 MHz, $CDCl_3$): δ ppm 7.30 (2H, m), 7.22 (2H, m), 7.01 (2H, m), 6.99 (2H,
 15 m), 4.52 (1H, s), 4.22 (2H, m), 4.04 (2H, m), 3.79 (5H, m), 3.61 (1H, m), 2.71 (1H, m),
 2.57 (1H, m), 2.20 (1H, m), 2.07 (1H, m), 1.70 (2H, m), 1.28 (3H, m, $J = 7.2$ Hz), 1.20
 (3H, m, $J = 7.2$ Hz).

Intermediate AI(4)

ethyl 2-(4-fluorophenyl)-1-(4-methoxybenzyl)-3-oxopiperidine-4-carboxylate

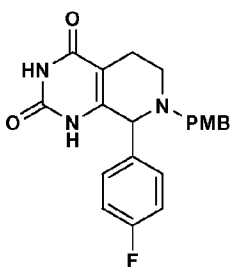


To a cooled solution of Intermediate AI(3) (12.0 g, 27.7 mmol) in THF was added
 t -BuOK (6.2 g, 55.5 mmol). The reaction mixture was stirred at room temperature for 3
 h. The reaction mass was quenched with water then evaporated the solvent under reduced

pressure. The residue was diluted with water and extracted with ethyl acetate (50 mL x 4). The combined organic layer was washed with brine solution (50 mL), dried over anhydrous Na₂SO₄ and evaporated under reduced pressure to get crude compound. The crude compound was purified by column chromatography (Silica gel, 60-120 mesh) using 20% ethyl acetate in pet-ether as mobile phase to give ethyl 2-(4-fluorophenyl)-1-(4-methoxybenzyl)-3-oxopiperidine-4-carboxylate (7.0 g, 67%) as oily liquid. LC-MS (M+H)⁺ = 386.2. ¹H NMR (400 MHz, CDCl₃): δ ppm 12.02 (1H, s), 7.43 (2H, m), 7.15 (2H, m), 7.04 (2H, m), 6.84 (2H, m), 4.23 (2H, q, *J* = 7.2 Hz), 4.05 (1H, s), 3.79 (3H, s), 3.65 (1H, d, *J* = 13.6 Hz), 3.22 (1H, d, *J* = 13.6 Hz), 2.92 (1H, m), 2.35 (3H, m), 1.32 (3H, t, *J* = 7.2 Hz).

Intermediate AI(5)

8-(4-fluorophenyl)-7-(4-methoxybenzyl)-5,6,7,8-tetrahydropyrido[3,4-d]pyrimidine-2,4(1H,3H)-dione

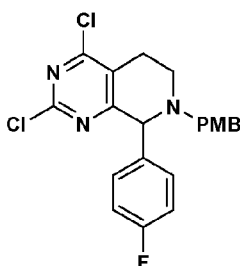


15

To a cooled solution of Intermediate AI(4) (7.0 g, 18.1 mmol) in ethanol was added *t*-BuOK (5.0 g 45.4 mmol) followed by urea (2.7 g, 45.4 mmol). The reaction mixture was heated at reflux for 18 h. The reaction mass was quenched with water and evaporated the solvent under reduced pressure. The residue was diluted with water and extracted with ethyl acetate (50 mL x 3). The combined organic layer was washed with brine solution (75 mL), dried over Na₂SO₄ and evaporated under reduced pressure to get crude compound. The crude compound was purified by column chromatography (Silica gel, 60-120 mesh) using 50% pet-ether in ethyl acetate as mobile phase to give 8-(4-fluorophenyl)-7-(4-methoxybenzyl)-5,6,7,8-tetrahydropyrido[3,4-d]pyrimidine-2,4(1H,3H)-dione (3.0 g, 45%) as pale yellow solid. LC-MS (M+H)⁺ = 382.0. ¹H NMR (400 MHz, DMSO-*d*₆): δ ppm 11.08 (1H, s), 10.44 (1H, s), 7.26-7.17 (6H, m), 6.92 (2H, m), 4.36 (1H, s), 3.75 (3H, s), 3.73 (1H, d, *J* = 13.2 Hz) 3.58 (1H, d, *J* = 13.2 Hz), 2.63 (2H, m), 2.51 (1H, m), 2.35 (1H, m).

Preparation AI

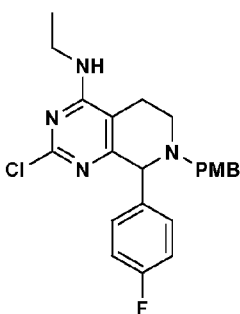
2,4-dichloro-8-(4-fluorophenyl)-7-(4-methoxybenzyl)-5,6,7,8-tetrahydropyrido[3,4-d]pyrimidine



5 A solution of Intermediate AI(5) (2.0 g, 5.24 mmol) and catalytic amount of DMF in POCl₃ (30 vol.) was heated at 85 °C for 18 h. The excess of POCl₃ was evaporated under reduced pressure. The residue was poured in to crushed ice and stirred for 15 min. The aqueous solution was extracted with ethyl acetate (20 mL x 3). The combined
10 organic layer was washed with aqueous saturated NaHCO₃ (10 mL x 4), brine solution (25 mL), dried over anhydrous Na₂SO₄ and evaporated under reduced pressure to give 2,4-dichloro-8-(4-fluorophenyl)-7-(4-methoxybenzyl)-5,6,7,8-tetrahydropyrido[3,4-d]pyrimidine (1.4 g, crude) as brown solid. LC-MS (M+H)⁺ = 418.0.

Preparation AIa

2-chloro-N-ethyl-8-(4-fluorophenyl)-7-(4-methoxybenzyl)-5,6,7,8-tetrahydropyrido[3,4-d]pyrimidin-4-amine

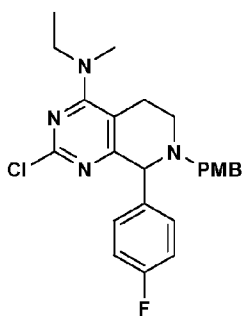


To a solution of Preparation AI (0.7 g, 1.67 mmol) in methanol was added
20 diisopropylethylamine (0.43 g, 3.35 mmol) followed by ethylamine hydrochloride (0.27 g, 3.35 mmol) at room temperature. The reaction mixture was stirred at room temperature for 18 h. The solvent was removed under reduced pressure and the residue

was purified by column chromatography (60-120 mesh) using 35% ethyl acetate in pet-ether as mobile phase to give 2-chloro-N-ethyl-8-(4-fluorophenyl)-7-(4-methoxybenzyl)-5,6,7,8-tetrahydropyrido[3,4-d]pyrimidin-4-amine (0.36 g, 50%) as off-white solid. LC-MS (M+H)⁺ = 427.2. ¹H NMR: (400 MHz, DMSO-*d*₆): δ ppm 7.38 (2H, m), 7.30 (2H, m), 7.20-7.13 (4H, m), 6.88 (2H, m), 4.45 (1H, s), 3.73 (3H, s), 3.45 (1H, m), 3.40-3.34 (3H, m), 2.88 (1H, m), 2.42 (2H, m), 1.16 (3H, t, *J* = 7.2 Hz).

Preparation AIIb

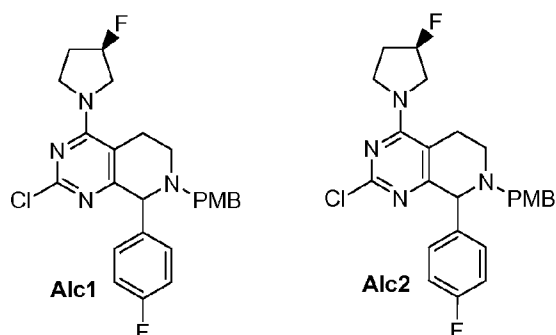
2-chloro-N-ethyl-8-(4-fluorophenyl)-7-(4-methoxybenzyl)-N-methyl-5,6,7,8-tetrahydropyrido[3,4-d]pyrimidin-4-amine



To a solution of Preparation AI (0.7 g, 1.67 mmol) in methanol was added diisopropylethylamine (0.43 g, 3.3 mmol) followed by ethylmethylaniline.HCl (0.19 g, 3.35 mmol) at room temperature. The reaction mixture was stirred at room temperature for 18 h. The solvent was removed under reduced pressure and the residue was purified by column chromatography (60-120 mesh) using 20% ethyl acetate in pet-ether as mobile phase to give 2-chloro-N-ethyl-8-(4-fluorophenyl)-7-(4-methoxybenzyl)-N-methyl-5,6,7,8-tetrahydropyrido[3,4-d]pyrimidin-4-amine (0.40 g, 54%) as off-white solid. LC-MS (M+H)⁺ = 441.2. ¹H NMR: (400 MHz, DMSO-*d*₆) δ ppm 7.49 (2H, m), 7.19-7.14 (4H, m), 6.87 (2H, m), 4.42 (1H, s), 3.73 (3H, s), 3.55 (2H, m), 3.42 (1H, m), 3.21 (1H, m), 3.04 (3H, s), 2.95 (2H, m), 2.56 (1H, m), 2.25 (1H, m), 1.16 (3H, t, *J* = 7.2 Hz).

Preparation AIIc1 and AIIc2

2-chloro-8-(4-fluorophenyl)-4-((R)-3-fluoropyrrolidin-1-yl)-7-(4-methoxybenzyl)-5,6,7,8-tetrahydropyrido[3,4-d]pyrimidine

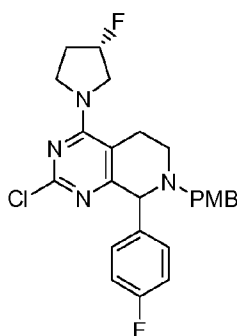


To a solution of Preparation AI (0.70 g, 1.6 mmol) in methanol was added diisopropylethylamine (0.40 g, 3.35 mmol) followed by (S)-3-fluoropyrrolidine (0.25 g, 2.14 mmol) at room temperature. The reaction mixture was stirred at room temperature for 18 h. The solvent was removed under reduced pressure and the residue was purified by pep-HPLC to give 2-chloro-8-(4-fluorophenyl)-4-((R)-3-fluoropyrrolidin-1-yl)-7-(4-methoxybenzyl)-5,6,7,8-tetrahydropyrido[3,4-d]pyrimidine (0.150 g, 37% & 190 mg, 43%).

Alc1: LC-MS (M+H)⁺ = 471.1. ¹H NMR (400 MHz, chloroform-*d*): δ ppm 7.48 (2H, m), 7.15 (2H, m), 7.01 (2H, m), 6.83 (2H, m), 5.30 (1H, m), 4.43 (1H, s), 3.97-3.90 (4H, m), 3.88-3.72 (4H, m), 3.65 (1H, m), 3.17 (1H, m), 3.02 (2H, m), 2.33 (2H, m), 1.95 (1H, m). Alc2: LC-MS (M+H)⁺ = 471.1. ¹H NMR (400 MHz, chloroform-*d*): δ ppm 7.28 (2H, m), 7.18 (2H, m), 6.99 (2H, m), 6.84 (2H, m), 5.30 (1H, m), 4.58 (1H, s), 4.20-4.11 (2H, m), 3.97-3.80 (6H, m), 3.69 (1H, m), 3.35 (1H, m), 2.88 (2H, m), 2.35 (1H, m), 2.17 (1H, m), 2.05 (1H, m).

Preparation AId

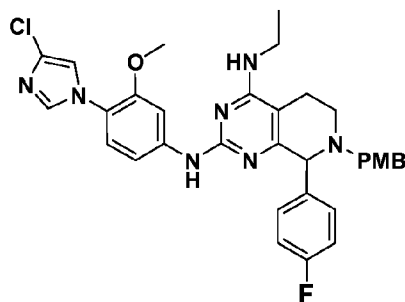
2-chloro-8-(4-fluorophenyl)-4-((S)-3-fluoropyrrolidin-1-yl)-7-(4-methoxybenzyl)-5,6,7,8-tetrahydropyrido[3,4-d]pyrimidine



To a solution of Preparation AI (0.70 g, 1.6 mmol) in methanol was added diisopropylethylamine (0.43 g, 3.35 mmol) followed by (R)-3-fluoropyrrolidine (0.25 g, 2.2 mmol) at room temperature. The reaction mixture was stirred at room temperature for 18 h. The solvent was removed under reduced pressure and the residue was purified by
 5 pep-HPLC to give 2-chloro-8-(4-fluorophenyl)-4-((S)-3-fluoropyrrolidin-1-yl)-7-(4-methoxybenzyl)-5,6,7,8-tetrahydropyrido[3,4-d]pyrimidine (0.150 g, 37% & 190 mg, 43%). LC-MS (M+H)⁺ = 471.2.

Preparation AIIe

10 N2-(4-(4-chloro-1H-imidazol-1-yl)-3-methoxyphenyl)-N4-ethyl-8-(4-fluorophenyl)-7-(4-methoxybenzyl)-5,6,7,8-tetrahydropyrido[3,4-d]pyrimidine-2,4-diamine

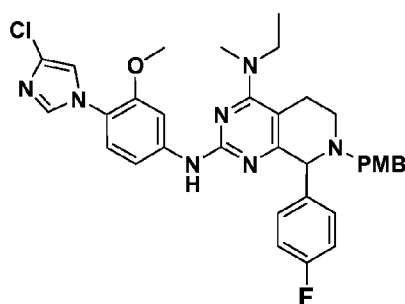


A solution of Preparation A (0.36 g, 0.845 mmol), Preparation AIa (0.189 g, 0.845 mmol), Na₂CO₃ (0.179 g, 1.69 mmol) and xantphos (0.488 g, 0.845 mmol) in
 15 dioxane/water (9: 1) was purged with argon for 1 h at room temperature. Pd(dba)₃ (0.870 g, 0.845 mmol) was added to the reaction mixture and the resulting solution was purged with argon for another 1 h. The reaction mass was heated at 110 °C for 24 h. The reaction mass was filtered through celite bed and washed with ethyl acetate. The filtrate was evaporated under reduced pressure and the residue was diluted with water. The
 20 aqueous solution was extracted with ethyl acetate (50 mL x 3). The combined organic layer was washed with brine solution (50 mL), dried over anhydrous Na₂SO₄ and evaporated under reduced pressure to get crude compound. The crude compound was purified by column chromatography (60-120 mesh) using 20% ethyl acetate in pet-ether as mobile phase to give N2-(4-(4-chloro-1H-imidazol-1-yl)-3-methoxyphenyl)-N4-ethyl-
 25 8-(4-fluorophenyl)-7-(4-methoxybenzyl)-5,6,7,8-tetrahydropyrido[3,4-d]pyrimidine-2,4-diamine (0.30 g, 58%) as off-white solid. LC-MS (M+H)⁺ = 614.2. ¹H NMR (400 MHz, DMSO-*d*₆): δ ppm 8.96 (1H, s), 7.79 (1H, s), 7.74 (1H, s), 7.43 (1H, s), 7.33 (2H, m),

7.20 (6H, m), 6.89 (2H, m), 6.80 (1H, m), 4.44 (1H, s), 3.74 (3H, s), 3.66 (3H, s), 3.50 (4, m), 2.90 (1H, m), 2.33 (3H, m), 1.24 (3H, t, $J = 7.2$ Hz).

Preparation AIf

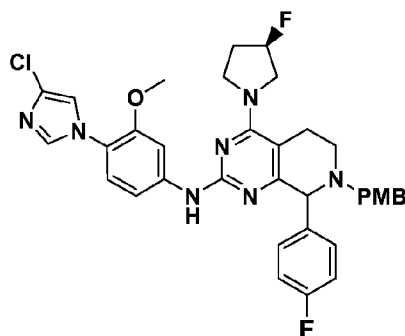
- 5 N2-(4-(4-chloro-1H-imidazol-1-yl)-3-methoxyphenyl)-N4-ethyl-8-(4-fluorophenyl)-7-(4-methoxybenzyl)-N4-methyl-5,6,7,8-tetrahydropyrido[3,4-d]pyrimidine-2,4-diamine



- A solution of Preparation A (0.20 g, 0.90 mmol), Preparation AIf (0.41 g, 0.90 mmol), Na_2CO_3 (0.192 g, 1.80 mmol) and xantphos (0.525 g, 0.90 mmol) in
 10 dioxane/water (9: 1) was purged with argon for 1 h at room temperature. $\text{Pd}(\text{dba})_3$ (0.470 g, 0.45 mmol) was added to the reaction mixture and the resulting solution was purged with argon for another 1 h. The reaction mass was heated at 110 °C for 24 h. The reaction mass was filtered through celite bed and washed with ethyl acetate. The filtrate was evaporated under reduced pressure and the residue was diluted with water. The
 15 aqueous solution was extracted with ethyl acetate (50 mL x 3). The combined organic layer was washed with brine solution (50 mL), dried over anhydrous Na_2SO_4 and evaporated under reduced pressure to get crude compound. The crude compound was purified by column chromatography (60-120 mesh) using 30% ethyl acetate in pet-ether as mobile phase to give N2-(4-(4-chloro-1H-imidazol-1-yl)-3-methoxyphenyl)-N4-ethyl-
 20 8-(4-fluorophenyl)-7-(4-methoxybenzyl)-N4-methyl-5,6,7,8-tetrahydropyrido[3,4-d]pyrimidine-2,4-diamine (0.34 g, 59%) as off-white solid. This compound was taken to the next step without further analysis. LC-MS $(\text{M}+\text{H})^+ = 628.2$.

Preparation AIfg

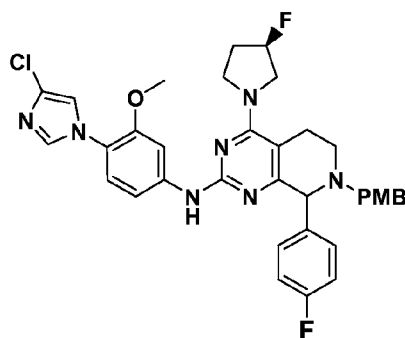
- 25 N-(4-(4-chloro-1H-imidazol-1-yl)-3-methoxyphenyl)-8-(4-fluorophenyl)-4-((R)-3-fluoropyrrolidin-1-yl)-7-(4-methoxybenzyl)-5,6,7,8-tetrahydropyrido[3,4-d]pyrimidin-2-amine



- A solution of Preparation A (0.070 g, 0.319 mmol), Preparation A1c1 (0.150 g, 0.319 mmol), Na_2CO_3 (0.067 g, 0.63 mmol) and xantphos (0.184 g, 0.319 mmol) in dioxane/water (9: 1) was purged with argon for 1 h at room temperature. $\text{Pd}(\text{dba})_3$ (0.165 g, 0.159 mmol) was added to the reaction mixture and the resulting solution was purged with argon for another 1 h. The reaction mass was heated at 110 °C for 24 h. The reaction mass was filtered through a bed of diatomaceous earth (Celite[®]) and washed with ethyl acetate. The filtrate was evaporated under reduced pressure and the residue was diluted with water. The aqueous solution was extracted with ethyl acetate (20 mL x 3).
- The combined organic layer was washed with brine solution (20 mL), dried over anhydrous Na_2SO_4 and evaporated under reduced pressure to get crude compound. The crude compound was purified by column chromatography (60-120 mesh) using 50% ethyl acetate in pet-ether as mobile phase to give N-(4-(4-chloro-1H-imidazol-1-yl)-3-methoxyphenyl)-8-(4-fluorophenyl)-4-((R)-3-fluoropyrrolidin-1-yl)-7-(4-methoxybenzyl)-5,6,7,8-tetrahydropyrido[3,4-d]pyrimidin-2-amine (0.1 g, 48%) as off-white solid. LC-MS $(\text{M}+\text{H})^+ = 658.2$.

Preparation A1h

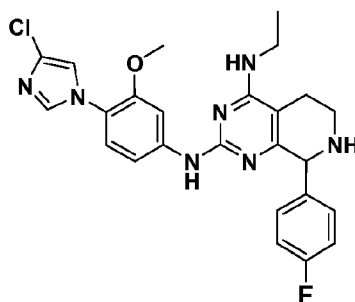
- N-(4-(4-chloro-1H-imidazol-1-yl)-3-methoxyphenyl)-8-(4-fluorophenyl)-4-((R)-3-fluoropyrrolidin-1-yl)-7-(4-methoxybenzyl)-5,6,7,8-tetrahydropyrido[3,4-d]pyrimidin-2-amine



A solution of Preparation A (0.09 g, 0.404 mmol), Preparation A1c2 (0.190 g, 0.404 mmol), Na_2CO_3 (0.085 g, 0.80 mmol) and xantphos (0.230 g, 0.404 mmol) in dioxane/water (9: 1) was purged with argon for 1 h at room temperature. $\text{Pd}(\text{dba})_3$ (0.209 g, 0.202 mmol) was added to the reaction mixture and the resulting solution was purged with argon for another 1 h. The reaction mass was heated at 110 °C for 24 h. The reaction mass was filtered through a bed of diatomaceous earth (Celite[®]) and washed with ethyl acetate. The filtrate was evaporated under reduced pressure and the residue was diluted with water. The aqueous solution was extracted with ethyl acetate (20 mL x 3). The combined organic layer was washed with brine solution (20 mL), dried over anhydrous Na_2SO_4 and evaporated under reduced pressure to get crude compound. The crude compound was purified by column chromatography (60-120 mesh) using 50% ethyl acetate in pet-ether as mobile phase to give N-(4-(4-chloro-1H-imidazol-1-yl)-3-methoxyphenyl)-8-(4-fluorophenyl)-4-((R)-3-fluoropyrrolidin-1-yl)-7-(4-methoxybenzyl)-5,6,7,8-tetrahydropyrido[3,4-d]pyrimidin-2-amine (0.120 g, 48%) as off-white solid. LC-MS $(\text{M}+\text{H})^+ = 538.2$.

Preparation A1k

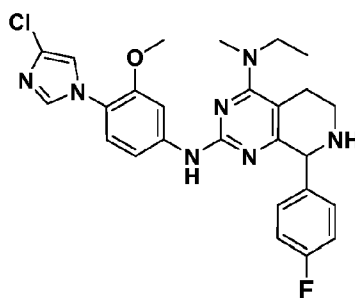
N2-(4-(4-chloro-1H-imidazol-1-yl)-3-methoxyphenyl)-N4-ethyl-8-(4-fluorophenyl)-5,6,7,8-tetrahydropyrido[3,4-d]pyrimidin-2,4-diamine



To a solution of Preparation A1e (0.30 g, 0.489 mmol) in toluene was added trifluoromethanesulfonic acid (3.0 vol.) at room temperature. The reaction mixture was heated at reflux for 1 h. The solvent was removed under reduced pressure and the residue was diluted with water. The aqueous solution was washed with dichloromethane (25 mL x 2), basified by using aqueous saturated NaHCO₃ and extracted with ethyl acetate (50 mL x 2). The combined organic layer was washed with brine solution (50 mL), dried over anhydrous Na₂SO₄ and evaporated under reduced pressure to give N2-(4-(4-chloro-1H-imidazol-1-yl)-3-methoxyphenyl)-N4-ethyl-8-(4-fluorophenyl)-5,6,7,8-tetrahydropyrido[3,4-d]pyrimidine-2,4-diamine as crude compound (0.20 g). The crude compound was taken to the next step without further purification. LC-MS (M+H)⁺ = 494.2.

Preparation A1f (Example 1)

N2-(4-(4-chloro-1H-imidazol-1-yl)-3-methoxyphenyl)-N4-ethyl-8-(4-fluorophenyl)-N4-methyl-5,6,7,8-tetrahydropyrido[3,4-d]pyrimidine-2,4-diamine



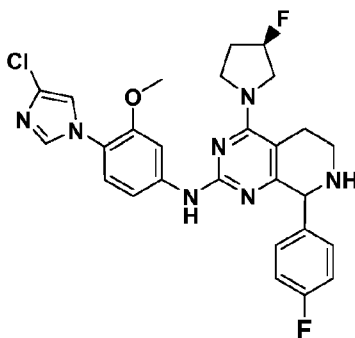
To a solution of Preparation A1f (0.340 g, 0.541 mmol) in toluene was added trifluoromethanesulfonic acid (3.0 vol.) at room temperature. The reaction mixture was heated at reflux for 1 h. The solvent was removed under reduced pressure and the residue was diluted with water. The aqueous solution was washed with dichloromethane (10 mL

x 2), basified by using aqueous saturated NaHCO_3 and extracted with ethyl acetate (20 mL x 3). The combined organic layer was washed with brine solution (25 mL), dried over anhydrous Na_2SO_4 and evaporated under reduced pressure to give N2-(4-(4-chloro-1H-imidazol-1-yl)-3-methoxyphenyl)-N4-ethyl-8-(4-fluorophenyl)-N4-methyl-5,6,7,8-tetrahydropyrido[3,4-d]pyrimidine-2,4-diamine as crude compound (0.20 g). The crude compound was taken to the next step without further purification. LC-MS $(\text{M}+\text{H})^+ = 508.2$. ^1H NMR (400 MHz, $\text{DMSO}-d_6$): δ ppm 9.05 (1H, s), 7.78 (1H, s), 7.74 (1H, s), 7.43 (1H, s), 7.32 (2H, m), 7.21-7.0 (5H, m), 4.85 (1H, s), 3.59 (3H, s), 3.49 (2H, m), 3.05 (3H, s), 2.68 (2H, m), 2.51 (2H, m), 1.22 (3H, t, $J = 7.2$ Hz).

10

Preparation AIm

N-(4-(4-chloro-1H-imidazol-1-yl)-3-methoxyphenyl)-8-(4-fluorophenyl)-4-((R)-3-fluoropyrrolidin-1-yl)-5,6,7,8-tetrahydropyrido[3,4-d]pyrimidin-2-amine

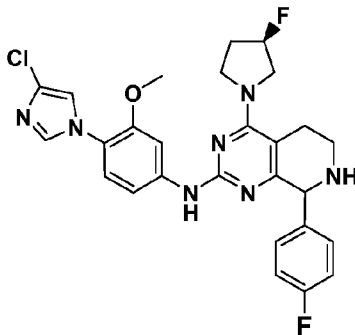


15 To a solution of Intermediate AIfg (0.120 g, 0.182 mmol) in toluene was added trifluoromethanesulfonic acid (3.0 vol.) at room temperature. The reaction mixture was heated at reflux for 1 h. The solvent was removed under reduced pressure and the residue was diluted with water. The aqueous solution was washed with dichloromethane (10 mL x 2), basified by using aqueous saturated NaHCO_3 and extracted with ethyl acetate (20 mL x 2). The combined organic layer was washed with brine solution (25 mL), dried over anhydrous Na_2SO_4 and evaporated under reduced pressure to give N-(4-(4-chloro-1H-imidazol-1-yl)-3-methoxyphenyl)-8-(4-fluorophenyl)-4-((R)-3-fluoropyrrolidin-1-yl)-5,6,7,8-tetrahydropyrido[3,4-d]pyrimidin-2-amine (0.040 g, 50%). LC-MS $(\text{M}+\text{H})^+ = 538.2$.

25

Preparation AI

N-(4-(4-chloro-1H-imidazol-1-yl)-3-methoxyphenyl)-8-(4-fluorophenyl)-4-((R)-3-fluoropyrrolidin-1-yl)-5,6,7,8-tetrahydropyrido[3,4-d]pyrimidin-2-amine

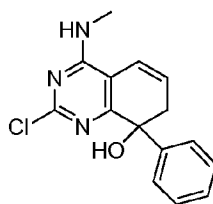


- 5 To a solution of Preparation AIh (0.120 g, 0.182 mmol) in toluene was added trifluoromethanesulfonic acid (3.0 vol.) at room temperature. The reaction mixture was heated at reflux for 1 h. The solvent was removed under reduced pressure and the residue was diluted with water. The aqueous solution was washed with dichloromethane (10 mL x 2), basified by using aqueous saturated NaHCO₃ and extracted with ethyl acetate (20 mL x 2). The combined organic layer was washed with brine solution (20 mL), dried over anhydrous Na₂SO₄ and evaporated under reduced pressure to give N-(4-(4-chloro-1H-imidazol-1-yl)-3-methoxyphenyl)-8-(4-fluorophenyl)-4-((R)-3-fluoropyrrolidin-1-yl)-5,6,7,8-tetrahydropyrido[3,4-d]pyrimidin-2-amine (0.045 g, 51%). LC-MS (M+H)⁺ = 538.2.

15

Preparation AJ

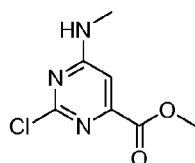
2-chloro-4-(methylamino)-8-phenyl-7,8-dihydroquinazolin-8-ol



20

Intermediate AJ(1)

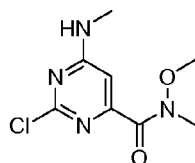
methyl 2-chloro-6-(methylamino)pyrimidine-4-carboxylate



To a mixture of methyl 2,6-dichloropyrimidine-4-carboxylate (2 g), methylamine hydrochloride (0.72 g) in CH₂Cl₂ (48 mL) at 0 °C was added Hunig's base (3.7 mL) dropwise, and the reaction mixture was stirred at ice bath for 1 h and then rt for 1 h. The solvent was removed in vacuo, and the white residue was purified directly by Biotage eluting with 40-600% EtOAc/Hexanes (1000 mL) followed by 90% CH₂Cl₂/10% MeOH (4 L) to give the title compound as a white solid (1.8 g). These fractions were combined and evaporated in vacuo. During the solvent removal, some white solid was formed. Several filtrations gave the title compound as a white solid (1.8 g, very white solid). LC-MS (M+H)⁺ = 202.00

Intermediate AJ(2)

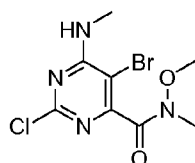
2-chloro-N-methoxy-N-methyl-6-(methylamino)pyrimidine-4-carboxamide



To a suspension of methyl 2-chloro-6-(methylamino)pyrimidine-4-carboxylate (1.95 g) and N,O-dimethylhydroxylamine hydrochloride (1.887 g, 19.34 mmol) in THF at -20 °C was added isopropylmagnesium chloride (23.60 mL, 47.2 mmol) dropwise through a dropping funnel over a period of 30 min, and the reaction mixture was stirred at -10 °C for 40 min. The reaction was worked up with sat. NH₄Cl and EtOAc, and the crude product was purified by Biotage eluting with 40-90% EtOAc/Hexanes to give the title compound as a colorless oil (786 mg). LC-MS (M+H)⁺ = 231.01.

Intermediate AJ(3)

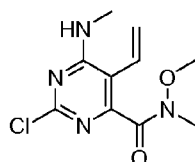
5-bromo-2-chloro-N-methoxy-N-methyl-6-(methylamino)pyrimidine-4-carboxamide



To a solution of 2-chloro-N-methoxy-N-methyl-6-(methylamino)pyrimidine-4-carboxamide (959 mg) in MeCN (21 mL) was added NBS (814 mg), and the reaction mixture was heated at 60 °C for 8 h. The solvent was removed, and the residue was
5 purified by Biotage eluting with 50%-70 EtOAc/Hexanes (1.2 L) to give the title compound as a white solid (1.1g). LC-MS (M+H)⁺ = 310.95.

Intermediate AJ(4)

2-chloro-N-methoxy-N-methyl-6-(methylamino)-5-vinylpyrimidine-4-carboxamide

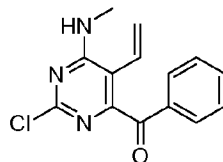


10

A solution of 5-bromo-2-chloro-N-methoxy-N-methyl-6-(methylamino)pyrimidine-4-carboxamide (100 mg), tributyl(vinyl)stannane (113 mg), tetrakis (23 mg) in toluene (1.6 mL) was heated at 95 °C for 12 h, and the solvent was removed. The residue was purified by preparative TLC eluting with 50%
15 EtOAc/Hexanes to give the title compound as a colorless oil (23 mg). LC-MS (M+H)⁺ = 257.06.

Intermediate AJ(5)

(2-chloro-6-(methylamino)-5-vinylpyrimidin-4-yl)(phenyl)methanone



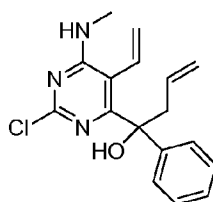
20

To a solution of 2-chloro-N-methoxy-N-methyl-6-(methylamino)-5-vinylpyrimidine-4-carboxamide (136 mg) in THF (1.8 mL) at 0 °C was added phenylmagnesium bromide (1 M solution in THF, 1.3 mL) dropwise, and the reaction mixture was stirred at 0 °C for 30 min. The reaction was worked up with EtOAc/sat.

NH₄Cl, and the crude product was purified by preparative TLC eluting with 40% EtOAc/Hexanes to give the title compound as a colorless oil (87 mg). LC-MS (M+H)⁺ = 274.03.

5 Intermediate AJ(6)

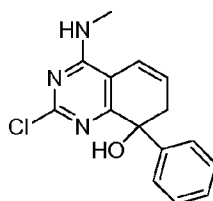
1-(2-chloro-6-(methylamino)-5-vinylpyrimidin-4-yl)-1-phenylbut-3-en-1-ol



To a solution of (2-chloro-6-(methylamino)-5-vinylpyrimidin-4-yl)(phenyl)methanone (142 mg) in THF (2.6 mL) at rt was added allylmagnesium bromide (1.0 M solution in THF, 1.1 mL) dropwise, and the reaction mixture was stirred at rt for 30 min. The reaction was worked up with EtOAc/sat. NH₄Cl, and the crude product was purified by prep. TLC eluting with 30% EtOAc/Hexanes to give the title compound as a colorless oil (133 mg). LC-MS (M-H₂O+H)⁺ = 298.18.

15 Preparation AJ

2-chloro-4-(methylamino)-8-phenyl-7,8-dihydroquinazolin-8-ol

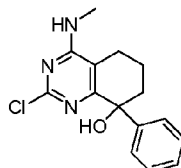


To a solution of 1-(2-chloro-6-(methylamino)-5-vinylpyrimidin-4-yl)-1-phenylbut-3-en-1-ol (60 mg) in benzene (5 mL) was added Grubbs I (16 mg), and the reaction mixture was heated at 85 °C for 1 h. The solvent was removed, and the residue was purified by preparative TLC eluting with 40% EtOAc/Hexanes to give the title compound as a colorless oil (50 mg). ¹H NMR (500 MHz, CDCl₃) δ ppm 7.4 (5H, m), 6.25 (1H, m), 6.07 (1H, m), 5.14 (1H, br. S), 4.52 (1H, s), 3.10 (3H, d < J = 5.0 Hz), 2.99 (2H, m). ¹³C NMR (125 MHz, CDCl₃) 164.32, 159.38, 158.85, 144.15, 128.24, 128.02,

127.83, 125.51, 117.54, 108.14, 60.51, 38.50, and 28.57. HRMS calcd. for $C_{15}H_{15}ClN_3O$ (M+H) 288.0904; found: 288.0899.

Preparation AK

5 2-chloro-4-(methylamino)-8-phenyl-5,6,7,8-tetrahydroquinazolin-8-ol



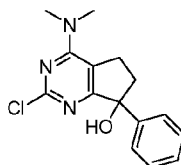
To a solution of 2-chloro-4-(methylamino)-8-phenyl-7,8-dihydroquinazolin-8-ol (20 mg) in EtOAc (5 mL) was added 5% Pd/C (6 mg), and the resulting suspension was stirred under a hydrogen balloon for 1 h. The reaction mixture was filtered through a pad of Celite to give the title compound as a colorless oil (20 mg).

1H NMR (500 MHz, $CDCl_3$) δ ppm 7.3 (5H, m), 4.9 (1H, br. S), 4.02 (1H, s), 3.14 (3H, br. S), 1.5-2.5 (6H, m) ^{13}C NMR (125 MHz, $CDCl_3$) 164.82, 162.72, 158.56, 146.54, 128.02, 127.37, 126.72, 110.92, 74.81, 37.58, 28.61, 21.89, 17.47. HRMS calcd. for $C_{15}H_{17}ClN_3O$ (M+H) 290.1060; found: 290.1052.

15

Preparation AL

2-chloro-4-(dimethylamino)-7-phenyl-6,7-dihydro-5H-cyclopenta[d]pyrimidin-7-ol

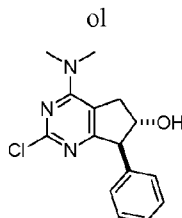


2-chloro-4-(dimethylamino)-7-phenyl-7H-cyclopenta[d]pyrimidin-7-ol was prepared from methyl 2,6-dichloropyrimidine-4-carboxylate using the same transformations as shown in Preparation AJ/AK with the following differences: Intermediate AL(1): dimethylamine was used instead of methylamine hydrochloride, and 1.1 equiv of Hünig's base was used; Intermediate AL(6): vinylmagnesium bromide was used instead of allylmagnesium bromide. 1H NMR (500 MHz, $CDCl_3$) δ ppm 7.3 (5H, m), 3.28 (6H, s), 1.5-3.4 (5H, m). ^{13}C NMR (125 MHz, $CDCl_3$) 174.66, 161.76, 159.58, 144.61, 128.49, 127.58, 125.35, 113.92, 82.86, 41.07, 39.00, 28.59. HRMS calcd. for $C_{15}H_{17}ClN_3O$ (M+H) 290.1060; found: 290.1050.

25

Preparation AM

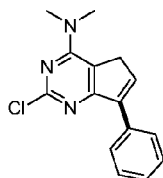
(6S,7S)-2-chloro-4-(dimethylamino)-7-phenyl-6,7-dihydro-5H-cyclopenta[d]pyrimidin-6-ol



5

Intermediate AM(1)

2-chloro-N,N-dimethyl-7-phenyl-5H-cyclopenta[d]pyrimidin-4-amine

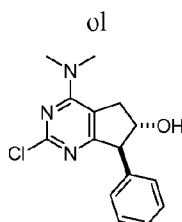


To a solution of 2-chloro-4-(dimethylamino)-7-phenyl-6,7-dihydro-5H-cyclopenta[d]pyrimidin-7-ol (85 mg) in i-PrOH (5 mL) was added HCl in ether (1M solution), and the reaction mixture was heated at 80 °C from 3 h. The solution was cloudy and turned to clear yellow solution by the end of the reaction. The solvents were removed, and the reaction mixture was worked up with EtOAc and saturated NaHCO₃ to give the title compound as a brownish solid (50 mg). LC-MS (M-H₂O+H)⁺ = 272.07.

15

Preparation AM

(6S,7S)-2-chloro-4-(dimethylamino)-7-phenyl-6,7-dihydro-5H-cyclopenta[d]pyrimidin-6-ol



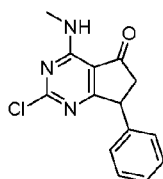
20

To a solution of 2-chloro-N,N-dimethyl-7-phenyl-5H-cyclopenta[d]pyrimidin-4-amine (113 mg) in THF (2 mL) at rt was added borane dimethyl sulfide complex in THF (2.0 M solution, 0.41 mL), and the reaction mixture was stirred at rt for 5 h. Water (0.50 mL) was added carefully, followed by 30% H₂O₂ (0.50 mL) and 1 N NaOH (1 mL). 5

mL EtOAc was added, and the rxn mixture was stirred at rt for 12 h. The crude product was purified by prep. TLC eluting with 50% EtOAc/Hexanes to give the title compound as a yellowish solid (44 mg). LC-MS $(M-H_2O+H)^+ = 290.05$.

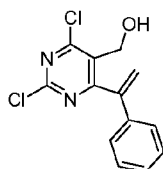
5 Preparation AN

2-chloro-4-(methylamino)-7-phenyl-6,7-dihydro-5H-cyclopenta[d]pyrimidin-5-one



Intermediate AN(1)

2,4-dichloro-6-(1-phenylvinyl)pyrimidin-5-yl)methanol



10

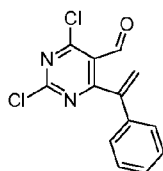
A mixture of 2,4,6-trichloropyrimidin-5-yl)methanol (1.1 g), 1-phenylvinylboronic acid (0.8 g), Tetrakis (0.3 g), sodium carbonate (1.64 g) in toluene (14 mL) and water (3 mL) was heated at 100 °C for 12 h. Water was added followed by ethyl acetate, the aqueous layer was extracted with ethyl acetate (x3), and the combined organic layers were dried over anhydrous sodium sulfate and then filtered. The filtrate was concentrated, and the residue was purified Biotage eluting with 10-40% EtOAc/Hexanes to give the title compound as a white solid (325 mg). LC-MS $(M+H)^+ = 281.02$. 1H NMR (500 MHz, chloroform-*d*) δ ppm 7.5 (5H, m), 6.01 (1H, s), 5.67 (1H, s), 4.62 (2H, s).

15

20

Intermediate AN(2)

2,4-dichloro-6-(1-phenylvinyl)pyrimidine-5-carbaldehyde

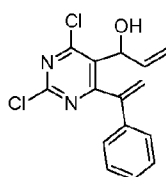


To a solution of 2,4-dichloro-6-(1-phenylvinyl)pyrimidin-5-yl)methanol (327 mg)

in CH₂Cl₂ was added PCC (600 mg) and 4A MS (600 mg), and the rxn mixture was stirred at rt for 30 min. The solution turned to dark brown from orange a few min after addition of PCC. The reaction mixture was filtered through a pad of silica gel eluting with CH₂Cl₂ to give the title compound as a s a brownish solid (209 mg) and used directly
5 for the next step.

Intermediate AN(3)

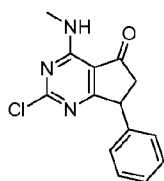
1-(2,4-dichloro-6-(1-phenylvinyl)pyrimidin-5-yl)prop-2-en-1-ol



10 To a solution of 2,4-dichloro-6-(1-phenylvinyl)pyrimidine-5-carbaldehyde (200 mg) in THF (3.6 mL) at -78C was added vinylmagnesium bromide (0.79 mL, 1M solution in THF) dropwise, and the reaction mixture was stirred at -78 °C for 20 min. Saturated NH₄Cl was added followed by ethyl acetate, the aqueous layer was extracted with ethyl acetate (x3), and the combined organic layers were dried over anhydrous sodium sulfate
15 and then filtered. The filtrate was concentrated *in vacuo* to give the title compound (156 mg) as a colorless oil. The crude product was used directly for the next step.

Preparation AN

2-chloro-4-(methylamino)-7-phenyl-6,7-dihydro-5H-cyclopenta[d]pyrimidin-5-one

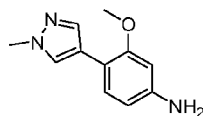


20 To a solution of 1-(2,4-dichloro-6-(1-phenylvinyl)pyrimidin-5-yl)prop-2-en-1-ol (20 mg) in CH₂Cl₂ (6.5 mL) was added Grubbs II catalyst (6 mg), and the reaction mixture was heated under reflux for 30 min. The solvent was removed, and the residue was dissolved in EtOAc (4 mL), and 10% Pd/C (5 mg) was added. The reaction mixture
25 was stirred under a hydrogen balloon for 35 min. Hydrogen balloon was removed, and then Hunig's base(23 µL) was added followed by methylamine (36 µL, 2 M solution in methanol). The reaction mixture was stirred at room temperature for 10 min, and the

solvents were removed. The residue was purified by preparative TLC eluting with 35% EtOAc/Hexanes to give the title compound as a yellow solid (6.6 mg, 37% yield). ¹H NMR (500 MHz, chloroform-*d*) δ ppm 7.1-7.4 (5H, m), 4.45 (1H, dd, *J* = 3.0, 8.0 Hz), 3.24 (1H, dd, *J* = 8.0, 19.5 Hz), 3.20 (3H, s), 3.19 (3H, s), 2.71 (1H, dd, *J* = 3.0, 19.5 Hz). ¹³C NMR (125 MHz, chloroform-*d*) δ 203.12, 186.69, 166.52, 159.93, 139.88, 129.16 (2C), 127.73 (2C), 127.59, 110.98, 46.50, 45.48, and 27.53. HRMS calcd. for C₁₄H₁₃ClN₃O (M+H) 274.0742; found: 274.0741.

Preparation AO

10 3-methoxy-4-(1-methyl-1H-pyrazol-4-yl)aniline

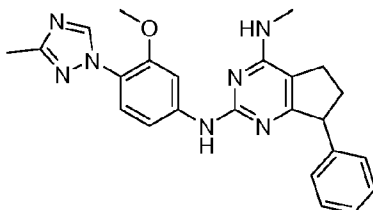


A DMF solution of diethyl 1-methyl-1H-pyrazol-4-ylboronate, 4-bromo-3-methoxy nitrobenzene together with Pd(dppf) and K₂CO₃ were heated at reflux overnight. The product obtained was reduced with Fe in MeOH/ammonium chloride to provide the title compound. LC-MS (M+H)⁺ = 204.2. ¹H NMR (400 MHz, DMSO-*d*₆): δ ppm 7.84 (1H, s), 7.66 (1H, s), 7.19 (1H, *J* = 8.2 Hz, d), 6.29 (1H, s), 6.18 (1H, *J* = 2.0, 8.2 Hz, dd), 5.31 (2H, br s), 3.80 (3H, s), 3.75 (3H, s).

20 EXAMPLES

Example 1

*N*2-(3-methoxy-4-(3-methyl-1H-1,2,4-triazol-1-yl)phenyl)-*N*4-methyl-7-phenyl-6,7-dihydro-5H-cyclopenta[*d*]pyrimidine-2,4-diamine

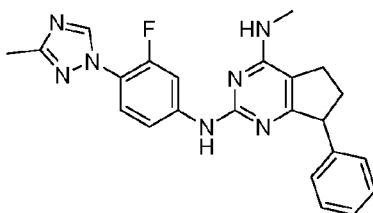


The method of Example 74 was used to combine Preparation Ga and 3-methoxy-4-(3-methyl-1H-1,2,4-triazol-1-yl)aniline (Preparation D) to afford N2-(3-methoxy-4-(3-methyl-1H-1,2,4-triazol-1-yl)phenyl)-N4-methyl-7-phenyl-6,7-dihydro-5H-cyclopenta[d]pyrimidine-2,4-diamine (Example 1). LC-MS (M+H)⁺ = 428.2. ¹H NMR

(500 MHz, *MeOD*) δ ppm 8.95 (1 H, br. s.), 7.72 (1 H, d, *J*=2.14 Hz), 7.65 (1 H, d, *J*=8.55 Hz), 7.37 - 7.42 (2 H, m), 7.30 - 7.34 (1 H, m), 7.26 (2 H, d, *J*=7.02 Hz), 7.22 (1 H, dd, *J*=8.85, 2.14 Hz), 4.42 - 4.48 (1 H, m), 3.93 (3 H, s), 3.16 (3 H, s), 2.88 - 2.96 (1 H, m), 2.72 - 2.83 (2 H, m), 2.46 (3 H, s), 2.12 - 2.21 (1 H, m).

10 Example 2

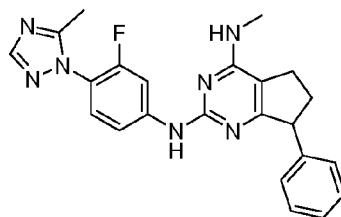
N2-(3-fluoro-4-(3-methyl-1H-1,2,4-triazol-1-yl)phenyl)-N4-methyl-7-phenyl-6,7-dihydro-5H-cyclopenta[d]pyrimidine-2,4-diamine



15 The method of Example 74 was used to combine Preparation Ga and 3-fluoro-4-(3-methyl-1H-1,2,4-triazol-1-yl)aniline (Preparation B) to afford N2-(3-fluoro-4-(3-methyl-1H-1,2,4-triazol-1-yl)phenyl)-N4-methyl-7-phenyl-6,7-dihydro-5H-cyclopenta[d]pyrimidine-2,4-diamine (Example 2). LC-MS (M+H)⁺ = 416.2. ¹H NMR (500 MHz, *MeOD*) δ ppm 8.77 (1 H, br. s.), 7.95 (1 H, dd, *J*=13.43, 2.14 Hz), 7.77 (1 H, t, *J*=8.70 Hz), 7.48 (1 H, dd, *J*=8.85, 1.53 Hz), 7.40 (2 H, t, *J*=7.48 Hz), 7.33 (1 H, t, *J*=7.48 Hz), 7.28 (2 H, d, *J*=7.02 Hz), 4.49 (1 H, dd, *J*=7.63, 4.58 Hz), 3.18 (3 H, s), 2.88 - 2.98 (1 H, m), 2.77 - 2.86 (2 H, m), 2.46 (3 H, s), 2.14 - 2.24 (1 H, m).

Example 3

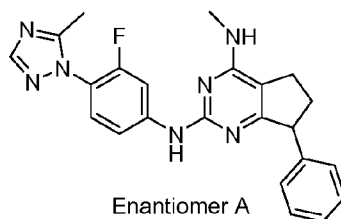
25 *N2-(3-fluoro-4-(5-methyl-1H-1,2,4-triazol-1-yl)phenyl)-N4-methyl-7-phenyl-6,7-dihydro-5H-cyclopenta[d]pyrimidine-2,4-diamine*



The method of Example 74 was used to combine Preparation Ga and 3-fluoro-4-(5-methyl-1H-1,2,4-triazol-1-yl)aniline (Preparation C) to afford N²-(3-fluoro-4-(5-methyl-1H-1,2,4-triazol-1-yl)phenyl)-N⁴-methyl-7-phenyl-6,7-dihydro-5H-cyclopenta[d]pyrimidine-2,4-diamine (Example 3). LC-MS (M+H)⁺ = 416.2. ¹H NMR (500 MHz, MeOD) δ ppm 8.11 (1 H, s), 7.99 (1 H, dd, *J*=12.51, 1.83 Hz), 7.51 - 7.60 (2 H, m), 7.41 (2 H, t, *J*=7.48 Hz), 7.31 - 7.36 (1 H, m), 7.28 (2 H, d, *J*=7.02 Hz), 4.47 - 4.54 (1 H, m), 2.90 - 3.00 (1 H, m), 2.76 - 2.87 (2 H, m), 2.42 (3 H, s), 2.15 - 2.26 (1 H, m).

10 Example 3A

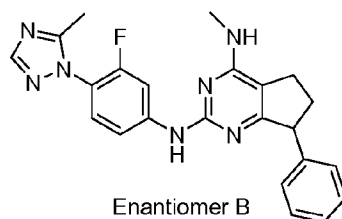
*N*²-(3-fluoro-4-(5-methyl-1H-1,2,4-triazol-1-yl)phenyl)-*N*⁴-methyl-7-phenyl-6,7-dihydro-5H-cyclopenta[d]pyrimidine-2,4-diamine



Example 3 was separated by multiple chiral prep HPLC injections (OJ-H 30 x 250mm, 10μM, 30% EtOH/Heptane/0.1%DEA) to give *N*²-(3-fluoro-4-(5-methyl-1H-1,2,4-triazol-1-yl)phenyl)-*N*⁴-methyl-7-phenyl-6,7-dihydro-5H-cyclopenta[d]pyrimidine-2,4-diamine (first to elute, enantiomer A) as a slightly yellow, opaque glass. LC-MS (M+H)⁺ = 416.2. ¹H NMR (500 MHz, MeOD) δ ppm 8.15 (1 H, dd, *J*=13.73, 2.14 Hz), 8.03 (1 H, s), 7.36 - 7.42 (1 H, m), 7.28 - 7.36 (3 H, m), 7.16 - 7.26 (3 H, m), 4.21 (1 H, t, *J*=7.78 Hz), 3.07 - 3.13 (3 H, m), 2.78 - 2.88 (1 H, m), 2.59 - 2.76 (2 H, m), 2.35 - 2.41 (3 H, m), 1.99 - 2.13 (1 H, m).

Example 3B

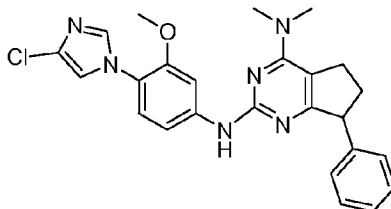
*N*²-(3-fluoro-4-(5-methyl-1H-1,2,4-triazol-1-yl)phenyl)-*N*⁴-methyl-7-phenyl-6,7-dihydro-5H-cyclopenta[d]pyrimidine-2,4-diamine



Enantiomer B of N^2 -(3-fluoro-4-(5-methyl-1H-1,2,4-triazol-1-yl)phenyl)- N^4 -methyl-7-phenyl-6,7-dihydro-5H-cyclopenta[d]pyrimidine-2,4-diamine was prepared as per *Example 3A* except that it was the second to elute off of the chiral HPLC column as a slightly yellow, opaque glass. LC-MS $(M+H)^+ = 416.2$. 1H NMR (500 MHz, *MeOD*) δ ppm 8.17 (1 H, dd, $J=13.89, 2.29$ Hz), 8.02 (1 H, s), 7.28 - 7.46 (4 H, m), 7.16 - 7.27 (3 H, m), 4.19 (1 H, t, $J=7.78$ Hz), 3.05 - 3.16 (3 H, m), 2.78 - 2.89 (1 H, m), 2.57 - 2.78 (2 H, m), 2.33 - 2.48 (3 H, m), 1.99 - 2.17 (1 H, m).

10 Example 4

N^2 -(4-(4-Chloro-1H-imidazol-1-yl)-3-methoxyphenyl)- N^4 , N^4 -dimethyl-7-phenyl-6,7-dihydro-5H-cyclopenta[d]pyrimidine-2,4-diamine



2-Chloro- N,N -dimethyl-7-phenyl-6,7-dihydro-5H-cyclopenta[d]pyrimidin-4-amine (200 mg, 0.731 mmol) was added to a solution of 4-(4-chloro-1H-imidazol-1-yl)-3-methoxyaniline (163 mg, 0.731 mmol) in THF (1 mL) and acetic acid (1.000 mL). The reaction mixture was stirred overnight at 75°C. The crude reaction mixture was purified by preparative HPLC. The appropriate fractions were evaporated to afford N^2 -(4-(4-chloro-1H-imidazol-1-yl)-3-methoxyphenyl)- N^4 , N^4 -dimethyl-7-phenyl-6,7-dihydro-5H-cyclopenta[d]pyrimidine-2,4-diamine, TFA salt (180.7 mg, 0.308 mmol, 42.2 % yield). LC-MS $(M+H)^+ = 461.2$. 1H NMR (500 MHz, $CDCl_3$) δ ppm 11.12 (1H, s), 7.98 - 8.17 (2H, m), 7.09 - 7.56 (6H, m), 7.01 - 7.09 (1H, m), 4.31 - 4.52 (2H, m), 3.97 (1H, s), 3.81 - 3.89 (2H, m), 3.45 - 3.55 (2H, m), 3.32 - 3.43 (3H, m), 3.16 - 3.29 (2H, m), 2.81 - 3.03 (1H, m), 2.56 - 2.75 (2H, m), 2.07 - 2.32 (2H, m).


25

Example 4A & 4B

(*S*)-*N*²-(4-(4-Chloro-1*H*-imidazol-1-yl)-3-methoxyphenyl)-*N*⁴,*N*⁴-dimethyl-7-phenyl-6,7-dihydro-5*H*-cyclopenta[*d*]pyrimidine-2,4-diamine

and

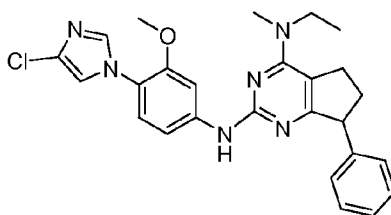
- 5 (*R*)-*N*²-(4-(4-Chloro-1*H*-imidazol-1-yl)-3-methoxyphenyl)-*N*⁴,*N*⁴-dimethyl-7-phenyl-6,7-dihydro-5*H*-cyclopenta[*d*]pyrimidine-2,4-diamine



- A racemic mixture of *N*²-(4-(4-chloro-1*H*-imidazol-1-yl)-3-methoxyphenyl)-*N*⁴,*N*⁴-dimethyl-7-phenyl-6,7-dihydro-5*H*-cyclopenta[*d*]pyrimidine-2,4-diamine (Example 4) was purified using chiral SFC to afford peak A (Example 4A) and peak B (Example 4B). SFC Method: Chiralpak OJ-H (4.6 x 250 mm, 5 μM), 35 % methanol (0.1% diethylamine) in CO₂, 35°C, flow rate 2.0 mL/min for 22 min, absorbance 268 nm, injection 5μL of 2 mg/mL solution in methanol (multiple stacked injections), *t*_R (peak A) = 5.1 min, *t*_R (peak B) 18.1 min. The absolute stereochemistry of individual enantiomers (Examples 4A and 4B) was not determined. LC-MS and ¹H NMR analytical data for the separated enantiomers was identical to the racemate (Example 4).

Example 5

- 20 *N*²-(4-(4-Chloro-1*H*-imidazol-1-yl)-3-methoxyphenyl)-*N*⁴-ethyl-*N*⁴-methyl-7-phenyl-6,7-dihydro-5*H*-cyclopenta[*d*]pyrimidine-2,4-diamine

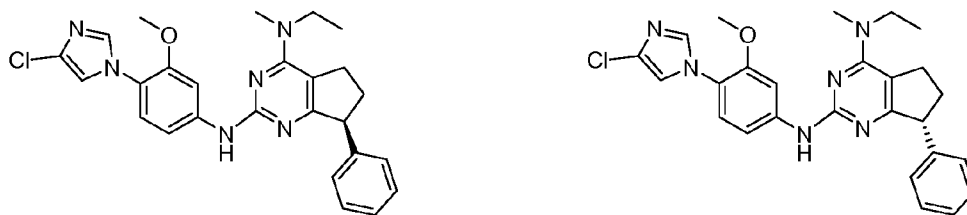


- 2-*Chloro-N*-ethyl-*N*-methyl-7-phenyl-6,7-dihydro-5*H*-cyclopenta[*d*]pyrimidin-4-amine (160 mg, 0.556 mmol) was added to a solution of 4-(4-chloro-1*H*-imidazol-1-yl)-3-methoxyaniline (124 mg, 0.556 mmol) in THF (1.5 mL) and acetic acid (1.5 mL). The reaction mixture was stirred overnight at 80°C. The crude reaction mixture was purified

by preparative HPLC. The appropriate fractions were evaporated to afford *N*²-(4-(4-chloro-1*H*-imidazol-1-yl)-3-methoxyphenyl)-*N*⁴-ethyl-*N*⁴-methyl-7-phenyl-6,7-dihydro-5*H*-cyclopenta[*d*]pyrimidine-2,4-diamine (85.3 mg, 0.171 mmol, 30.7 % yield). LC-MS (M+H)⁺ = 475.2. ¹H NMR (500 MHz, CDCl₃) δ ppm 7.49 - 7.61 (1 H, m), 7.38 (1 H, br. s.), 7.23 - 7.34 (6 H, m), 7.13 (1 H, d, *J*=8.5 Hz), 7.05 (1 H, s), 4.35 (1 H, dd, *J*=9.3, 4.1 Hz), 3.69 - 3.82 (4 H, m), 3.47 (2 H, br. s.), 3.27 - 3.38 (4 H, m), 3.11 - 3.23 (1 H, m), 2.56 - 2.72 (1 H, m), 2.24 (1 H, ddd, *J*=9.0, 4.4, 4.3 Hz), 1.31 (3 H, t, *J*=7.2 Hz).

Example 5A & 5B

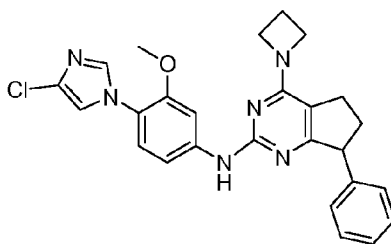
(*S*)-*N*²-(4-(4-Chloro-1*H*-imidazol-1-yl)-3-methoxyphenyl)-*N*⁴-ethyl-*N*⁴-methyl-7-phenyl-6,7-dihydro-5*H*-cyclopenta[*d*]pyrimidine-2,4-diamine
and
(*R*)-*N*²-(4-(4-Chloro-1*H*-imidazol-1-yl)-3-methoxyphenyl)-*N*⁴-ethyl-*N*⁴-methyl-7-phenyl-6,7-dihydro-5*H*-cyclopenta[*d*]pyrimidine-2,4-diamine



A racemic mixture of *N*²-(4-(4-chloro-1*H*-imidazol-1-yl)-3-methoxyphenyl)-*N*⁴-ethyl-*N*⁴-methyl-7-phenyl-6,7-dihydro-5*H*-cyclopenta[*d*]pyrimidine-2,4-diamine (Example 5) was purified using chiral SFC to afford peak A (Example 5A) and peak B (Example 5B). SFC Method: Chiralpak OJ-H (4.6 x 250 mm, 5 μM), 35 % methanol (0.1% diethylamine) in CO₂, 35°C, flow rate 2.0 mL/min for 22 min, absorbance 268 nm, injection 5 μL of 2 mg/mL solution in methanol (multiple stacked injections), *t*_R (peak A) = 4.5 min, *t*_R (peak B) 16.7 min. The absolute stereochemistry of individual enantiomers (Examples 5A and 5B) was not determined. LC-MS and ¹H NMR analytical data for the separated enantiomers was identical to the racemate (Example 5).

Example 6

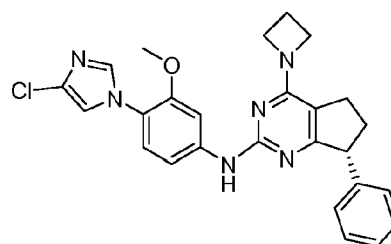
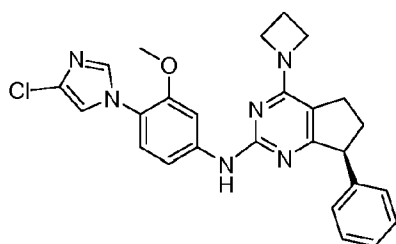
4-(Azetidin-1-yl)-*N*-(4-(4-chloro-1*H*-imidazol-1-yl)-3-methoxyphenyl)-7-phenyl-6,7-dihydro-5*H*-cyclopenta[*d*]pyrimidin-2-amine



4-(Azetidin-1-yl)-2-chloro-7-phenyl-6,7-dihydro-5H-cyclopenta[d]pyrimidine (162 mg, 0.567 mmol) was added to a solution of 4-(4-chloro-1H-imidazol-1-yl)-3-methoxyaniline (127 mg, 0.567 mmol) in acetic acid (1.000 mL) and THF (1 mL). The reaction mixture was heated at 80°C overnight. The crude reaction mixture was purified by preparative HPLC. The appropriate fractions were evaporated to afford 4-(azetidin-1-yl)-N-(4-(4-chloro-1H-imidazol-1-yl)-3-methoxyphenyl)-7-phenyl-6,7-dihydro-5H-cyclopenta[d]pyrimidin-2-amine, TFA salt (39.2 mg, 0.066 mmol, 11.66 % yield). LC-MS (M+H)⁺ = 473.2. ¹H NMR (500 MHz, CDCl₃) δ ppm 11.44 (1H, s), 7.94 (1H, d, *J*=1.5 Hz), 7.52 (1H, d, *J*=2.1 Hz), 7.27 - 7.44 (4H, m), 6.96 - 7.23 (3H, m), 4.64 (3H, br s), 4.38 (2H, d, *J*=7.6 Hz), 3.83 (2H, s), 3.29 - 3.52 (1H, m), 3.11 (1H, d, *J*=7.9 Hz), 2.98 (1H, s), 2.62 - 2.76 (1H, m), 2.57 (2H, s), 2.14 - 2.38 (2H, m).

Example 6A & 6B

(S)-4-(Azetidin-1-yl)-N-(4-(4-chloro-1H-imidazol-1-yl)-3-methoxyphenyl)-7-phenyl-6,7-dihydro-5H-cyclopenta[d]pyrimidin-2-amine
and
(R)-4-(Azetidin-1-yl)-N-(4-(4-chloro-1H-imidazol-1-yl)-3-methoxyphenyl)-7-phenyl-6,7-dihydro-5H-cyclopenta[d]pyrimidin-2-amine

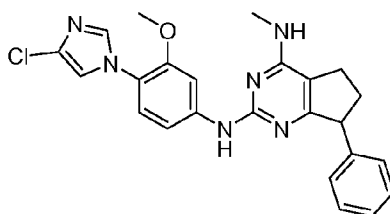


A racemic mixture of 4-(azetidin-1-yl)-N-(4-(4-chloro-1H-imidazol-1-yl)-3-methoxyphenyl)-7-phenyl-6,7-dihydro-5H-cyclopenta[d]pyrimidin-2-amine (Example 6) was purified using chiral SFC to afford peak A (Example 6A) and peak B (Example 6B). SFC Method: Chiralpak OJ-H (4.6 x 250 mm, 5 μM), 35 % methanol (0.1%

diethylamine) in CO₂, 35°C, flow rate 2.0 mL/min for 30 min, absorbance 268 nm, injection 5 µL of 2 mg/mL solution in 50:50 methanol/chloroform (multiple stacked injections), *t_R* (peak A) = 5.9 min, *t_R* (peak B) 24.6 min. The absolute stereochemistry of individual enantiomers (*Examples 6A and 6B*) was not determined. LC-MS and ¹H NMR analytical data for the separated enantiomers was identical to the racemate (*Example 6*).

Example 7

*N*²-(4-(4-chloro-1*H*-imidazol-1-yl)-3-methoxyphenyl)-*N*⁴-methyl-7-phenyl-6,7-dihydro-5*H*-cyclopenta[*d*]pyrimidine-2,4-diamine



10

A solution of 2-chloro-*N*-methyl-7-phenyl-6,7-dihydro-5*H*-cyclopenta[*d*]pyrimidin-4-amine (833 mg, 3.21 mmol) and 4-(4-chloro-1*H*-imidazol-1-yl)-3-methoxyaniline (717.9 mg, 3.21 µmol) in THF (5.6 mL) and acetic acid (5.6 mL) was heated at 85 °C in a 350 mL high-pressure vessel overnight. The solvent was removed in vacuum and the residue was dissolved in dichloromethane and washed with saturated aqueous sodium bicarbonate solution. The organic phase was separated and the aqueous phase was extracted with dichloromethane. The combined organic extracts were dried over anhydrous magnesium sulfate and filtered. The solvent was removed in vacuum and the residue was purified by column chromatography on silica gel to give *N*²-(4-(4-chloro-1*H*-imidazol-1-yl)-3-methoxyphenyl)-*N*⁴-methyl-7-phenyl-6,7-dihydro-5*H*-cyclopenta[*d*]pyrimidine-2,4-diamine, which was contaminated with 4-(4-chloro-1*H*-imidazol-1-yl)-3-methoxyaniline. The material was triturated with methanol, cooled in the freezer and filtered. The residue was washed with freezing cold methanol and dried to give pure *N*²-(4-(4-chloro-1*H*-imidazol-1-yl)-3-methoxyphenyl)-*N*⁴-methyl-7-phenyl-6,7-dihydro-5*H*-cyclopenta[*d*]pyrimidine-2,4-diamine (673.5 mg, 47%) as light brown solid. LC-MS (M+H)⁺ = 446.9. ¹H NMR (500 MHz, CDCl₃) δ ppm 7.99 (1H, d, *J*=1.8 Hz), 7.48 (1H, s), 7.27 - 7.33 (2H, m), 7.16 - 7.24 (3H, m), 6.96 - 7.07 (3H, m), 6.71 (1H, dd, *J*=8.4, 1.7 Hz), 4.50 (1H, br s), 4.20 (1H, s), 3.48 (3H, s), 3.11 (3H, d, *J*=4.9 Hz), 2.59 - 2.79 (3H, m), 2.01 - 2.13 (1H, m).

25

Examples 7A and 7B

(S)-N²-(4-(4-chloro-1H-imidazol-1-yl)-3-methoxyphenyl)-N⁴-methyl-7-phenyl-6,7-dihydro-5H-cyclopenta[d]pyrimidine-2,4-diamine

5

and

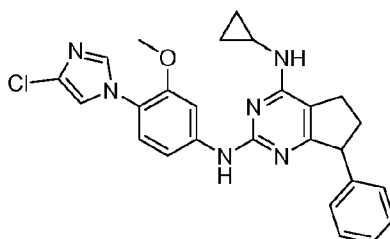
(R)-N²-(4-(4-chloro-1H-imidazol-1-yl)-3-methoxyphenyl)-N⁴-methyl-7-phenyl-6,7-dihydro-5H-cyclopenta[d]pyrimidine-2,4-diamine



A racemic mixture of N²-(4-(4-chloro-1H-imidazol-1-yl)-3-methoxyphenyl)-N⁴-methyl-7-phenyl-6,7-dihydro-5H-cyclopenta[d]pyrimidine-2,4-diamine (92 mg, 0.206 mmol from *Example 7*) was purified using chiral supercritical fluid chromatography (SFC) to afford 28.4 mg of peak A (*Example 7A*) and 27.4 mg of peak B (*Example 7B*). SFC Method: Chiralpak OJ-H (30 x 250 mm, 5 μM), 40 % methanol (0.1% diethylamine) in CO₂, 35 °C, flow rate 70 mL/min for 16 min, absorbance 268 nm, injection 1mL of 15 mg/mL solution in methanol (multiple stacked injections), t_R (peak A) = 5.0 min, t_R (peak B) 12.3 min. The absolute stereochemistry of individual enantiomers (*Examples 7A and 7B*) was not determined. LC-MS and ¹H NMR analytical data for the separated enantiomers was identical to the racemate (*Example 7*).

20 *Example 8*

N²-(4-(4-chloro-1H-imidazol-1-yl)-3-methoxyphenyl)-N⁴-cyclopropyl-7-phenyl-6,7-dihydro-5H-cyclopenta[d]pyrimidine-2,4-diamine

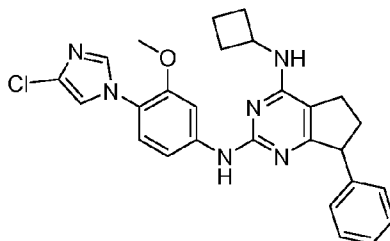


To a mixture of 2-chloro-N-cyclopropyl-7-phenyl-6,7-dihydro-5H-cyclopenta[d]pyrimidin-4-amine (175 mg, 0.612 mmol) and 4-(4-chloro-1H-imidazol-1-yl)-3-methoxyaniline (151 mg, 0.674 mmol) in NMP (2 mL) was added Conc. H₂SO₄ (0.046 mL, 0.857 mmol). The mixture was stirred at 97°C for 20 hours. After cooled
 5 down to room temperature, 100 mL of EtOAc was added, washed with saturated NaHCO₃/water and water, dried over Na₂SO₄, and finally removed. The residue was purified via Biotage (12g, hexanes-80%EtOAc) to give N2-(4-(4-chloro-1H-imidazol-1-yl)-3-methoxyphenyl)-N4-cyclopropyl-7-phenyl-6,7-dihydro-5H-cyclopenta[d]pyrimidine-2,4-diamine (200 mg, 0.423 mmol, 69.1 % yield).LC-MS
 10 (M+H)⁺ = 473.10. ¹H NMR (500 MHz, CDCl₃) δ ppm 7.81 (1 H, d, J=1.8 Hz), 7.51 (1 H, d, J=1.5 Hz), 7.44 (1 H, s), 7.27 - 7.35 (2 H, m), 7.19 - 7.25 (3 H, m), 6.99 - 7.06 (2 H, m), 6.95 (1 H, d, J=8.2 Hz), 4.89 (1 H, br. s.), 4.20 (1 H, t, J=8.2 Hz), 3.45 (3 H, s), 2.92 (1 H, td, J=6.7, 3.1 Hz), 2.76 - 2.86 (1 H, m), 2.59 - 2.75 (2 H, m), 2.07 - 2.14 (1 H, m), 0.85 - 0.91 (2 H, m), 0.63 - 0.70 (2 H, m).

15

Example 9

N2-(4-(4-chloro-1H-imidazol-1-yl)-3-methoxyphenyl)-N4-cyclobutyl-7-phenyl-6,7-dihydro-5H-cyclopenta[d]pyrimidine-2,4-diamine

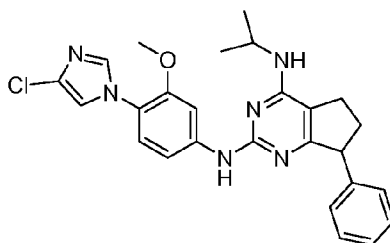


20 To a mixture of 2-chloro-N-cyclobutyl-7-phenyl-6,7-dihydro-5H-cyclopenta[d]pyrimidin-4-amine (165 mg, 0.55 mmol) and 4-(4-chloro-1H-imidazol-1-yl)-3-methoxyaniline (135 mg, 0.605 mmol) in NMP (2 mL) was added Conc. H₂SO₄ (0.041 mL, 0.771 mmol). The mixture was stirred at 97°C for 20 hours. After cooled
 25 down to room temperature, 100 mL of EtOAc was added, washed with saturated NaHCO₃/water and water, dried over Na₂SO₄, and finally removed. The residue was purified via Biotage (12g, hexanes-80%EtOAc) to give N2-(4-(4-chloro-1H-imidazol-1-yl)-3-methoxyphenyl)-N4-cyclobutyl-7-phenyl-6,7-dihydro-5H-cyclopenta[d]pyrimidine-2,4-diamine (202 mg, 0.394 mmol, 71.6 % yield).LC-MS (M+H)⁺ = 487.14. ¹H NMR

(500 MHz, CDCl₃) δ ppm 7.92 (1 H, d, *J*=1.8 Hz), 7.51 (1 H, d, *J*=1.2 Hz), 7.28 - 7.33 (2 H, m), 7.18 - 7.24 (3 H, m), 7.13 (1 H, s), 7.03 (1 H, d, *J*=8.5 Hz), 7.01 (1 H, d, *J*=1.2 Hz), 6.74 (1 H, dd, *J*=8.5, 2.1 Hz), 4.64 - 4.80 (2 H, m), 4.17 - 4.23 (1 H, m), 3.49 (3 H, s), 2.72 - 2.81 (1 H, m), 2.61 - 2.71 (2 H, m), 2.43 - 2.53 (2 H, m), 2.09 (1 H, td, *J*=8.0, 2.3 Hz), 1.92 - 2.04 (2 H, m), 1.70 - 1.88 (2 H, m).

Example 10

*N*2-(4-(4-chloro-1*H*-imidazol-1-yl)-3-methoxyphenyl)-*N*4-isopropyl-7-phenyl-6,7-dihydro-5*H*-cyclopenta[*d*]pyrimidine-2,4-diamine



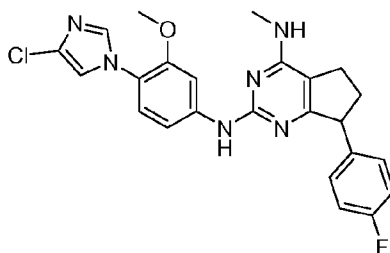
10

To a solution of 2-chloro-*N*-isopropyl-7-phenyl-6,7-dihydro-5*H*-cyclopenta[*d*]pyrimidin-4-amine (154 mg, 0.535 mmol) and 4-(4-chloro-1*H*-imidazol-1-yl)-3-methoxyaniline (114 mg, 0.508 mmol) in DMF (2.5 mL) was added Conc. H₂SO₄ (0.040 mL, 0.749 mmol). The mixture was stirred at 94 °C for 20 hrs. After cooled down to room temperature, 100 mL of EtOAc was added, washed with saturated NaHCO₃/H₂O, dried over Na₂SO₄, and removed. The residue was purified via Biotage (12g, hexanes-100%EtOAc) to give *N*2-(4-(4-chloro-1*H*-imidazol-1-yl)-3-methoxyphenyl)-*N*4-isopropyl-7-phenyl-6,7-dihydro-5*H*-cyclopenta[*d*]pyrimidine-2,4-diamine (120 mg, 0.253 mmol, 47.2 % yield). LC-MS (*M*+*H*)⁺ = 475.2. ¹H NMR (500 MHz, CDCl₃) δ ppm 7.92 (1 H, d, *J*=2.1 Hz), 7.51 (1 H, d, *J*=1.5 Hz), 7.31 (2 H, d, *J*=7.3 Hz), 7.22 - 7.25 (2 H, m), 7.22 (1 H, s), 7.08 (1 H, s), 7.04 (1 H, d, *J*=8.5 Hz), 7.01 (1 H, d, *J*=1.5 Hz), 6.74 (1 H, dd, *J*=8.4, 2.3 Hz), 4.38 - 4.46 (1 H, m), 4.33 (1 H, d, *J*=7.9 Hz), 4.18 - 4.24 (1 H, m), 3.49 (3 H, s), 2.72 - 2.80 (1 H, m), 2.61 - 2.71 (2 H, m), 2.07 - 2.14 (1 H, m), 1.33 (6 H, t, *J*=6.6 Hz).

25

Example 11

*N*2-(4-(4-Chloro-1*H*-imidazol-1-yl)-3-methoxyphenyl)-7-(4-fluorophenyl)-*N*4-methyl-6,7-dihydro-5*H*-cyclopenta[*d*]pyrimidine-2,4-diamine

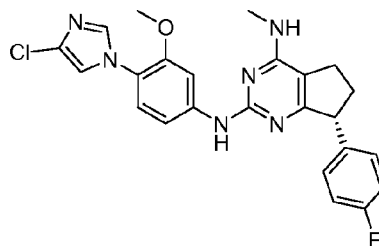
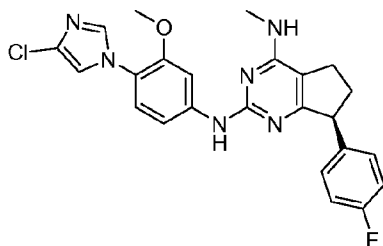


A solution of 2-chloro-7-(4-fluorophenyl)-*N*-methyl-6,7-dihydro-5*H*-cyclopenta[*d*]pyrimidin-4-amine (307.5 mg, 1.107 mmol) and 4-(4-chloro-1*H*-imidazol-1-yl)-3-methoxyaniline (248 mg, 1.107 mmol) in THF (3 mL) and acetic acid (3.00 mL) was heated at 80 °C overnight. The solvent was removed in vacuum and the residue was triturated with methanol, cooled in the freezer and filtered. The precipitate was thoroughly washed with methanol and dried to give *N*²-(4-(4-chloro-1*H*-imidazol-1-yl)-3-methoxyphenyl)-7-(4-fluorophenyl)-*N*⁴-methyl-6,7-dihydro-5*H*-cyclopenta[*d*]pyrimidine-2,4-diamine (207.9 mg, 0.447 mmol, 40.4 % yield) as off-white solid. LC-MS (M+H)⁺ = 465.0. ¹H NMR (500 MHz, CDCl₃) δ ppm 9.18 (1H, s), 8.15 (1H, d, *J*=1.8 Hz), 7.73 (1H, d, *J*=1.5 Hz), 7.41 (1H, d, *J*=1.5 Hz), 7.18 - 7.26 (2H, m), 7.07 - 7.18 (2H, m), 6.88 - 7.00 (1H, m), 4.12 - 4.20 (1H, m), 4.04 - 4.12 (1H, br s), 3.60 (3H, s), 3.17 (1H, s), 2.96 (3H, d, *J*=4.6 Hz), 2.71 - 2.81 (1H, m), 2.52 - 2.66 (2H, m), 1.83 - 1.96 (1H, m).

Examples 11A and 11B

(*S*)- *N*²-(4-(4-Chloro-1*H*-imidazol-1-yl)-3-methoxyphenyl)-7-(4-fluorophenyl)-*N*⁴-methyl-6,7-dihydro-5*H*-cyclopenta[*d*]pyrimidine-2,4-diamine
and

(*R*)- *N*²-(4-(4-Chloro-1*H*-imidazol-1-yl)-3-methoxyphenyl)-7-(4-fluorophenyl)-*N*⁴-methyl-6,7-dihydro-5*H*-cyclopenta[*d*]pyrimidine-2,4-diamine

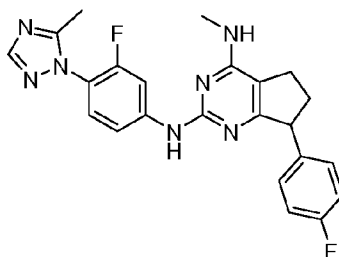


A racemic mixture of *N*²-(4-(4-chloro-1*H*-imidazol-1-yl)-3-methoxyphenyl)-*N*⁴-trideuteromethyl-7-phenyl-6,7-dihydro-5*H*-cyclopenta[*d*]pyrimidine-2,4-diamine (150

mg, 0.206 mmol from *Example 11*) was purified using chiral supercritical fluid chromatography (SFC) to afford 74.6 mg of peak A (*Example 11A*) and 71.7 mg of peak B (*Example 11B*). SFC Method: Chiralpak OJ-H (30 x 250 mm, 5 μ M), 35 % methanol (0.1% diethylamine) in CO₂, 35 °C, flow rate 70 mL/min for 12 min, absorbance 268 nm, injection 0.75mL of 15 mg/mL solution in methanol (multiple stacked injections), *t_R* (peak A) = 4.0 min, *t_R* (peak B) 8.6 min. The absolute stereochemistry of individual enantiomers (*Examples 11A and 11B*) was not determined. LC-MS and ¹H NMR analytical data for the separated enantiomers was identical to the racemate (*Example 11*).

10 *Example 12*

*N*²-(3-Fluoro-4-(5-methyl-1*H*-1,2,4-triazol-1-yl)phenyl)-7-(4-fluorophenyl)-*N*⁴-methyl-6,7-dihydro-5*H*-cyclopenta[*d*]pyrimidine-2,4-diamine

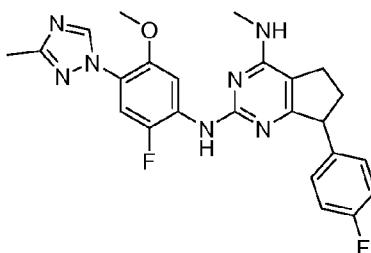


To a solution of 2-chloro-7-(4-fluorophenyl)-*N*-methyl-6,7-dihydro-5*H*-cyclopenta[*d*]pyrimidin-4-amine (105.0 mg, 0.378 mmol) and 3-fluoro-4-(3-methyl-1*H*-1,2,4-triazol-1-yl)aniline (72.7 mg, 0.378 mmol) in THF (2 mL) was added 60% suspension of sodium hydride in mineral oil (30.2 mg, 0.756 mmol). The reaction mixture was stirred at 80°C for 40 minutes. The reaction mixture was further stirred at 80°C for 4 h. The reaction mixture was quenched with an aqueous solution of ammonium chloride and extracted with dichloromethane. The combined organic extracts were dried over anhydrous magnesium sulfate and filtered. The solvent was removed in vacuum and the residue was purified by a reversed phase preparative HPLC system to give *N*²-(3-fluoro-4-(3-methyl-1*H*-1,2,4-triazol-1-yl)phenyl)-7-(4-fluorophenyl)-*N*⁴-methyl-6,7-dihydro-5*H*-cyclopenta[*d*]pyrimidine-2,4-diamine, 2 TFA (45.6 mg, 0.069 mmol, 18.25 % yield) as brown oil. LC-MS (M+H)⁺ = 434.0. ¹H NMR (500 MHz, methanol-*d*₄) δ ppm 8.86 (1H, s), 7.88 (1H, t, *J*=8.4 Hz), 7.21 - 7.31 (3H, m), 7.19 (1H, d, *J*=8.9 Hz), 7.07 (2H, t, *J*=8.7 Hz), 4.27 (1H, t, *J*=8.5 Hz), 3.73 (3H, s), 3.33 (3H, s), 2.52 (1H, dd,

$J=8.2, 4.0$ Hz), 2.49 (3H, s), 2.38 (1H, d, $J=7.6$ Hz), 2.30 (1H, d, $J=3.7$ Hz), 1.95 - 2.07 (1H, m).

Example 13

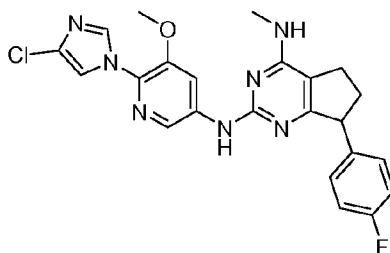
- 5 N^2 -(2-Fluoro-5-methoxy-4-(3-methyl-1H-1,2,4-triazol-1-yl)phenyl)-7-(4-fluorophenyl)-
 N^4 -methyl-6,7-dihydro-5H-cyclopenta[d]pyrimidine-2,4-diamine



- To a solution of 2-chloro-7-(4-fluorophenyl)- N -methyl-6,7-dihydro-5H-cyclopenta[d]pyrimidin-4-amine (105.0 mg, 0.378 mmol) and 2-fluoro-5-methoxy-4-(3-methyl-1H-1,2,4-triazol-1-yl)aniline (84 mg, 0.378 mmol) in THF (2 mL) was added 60%
 10 suspension of sodium hydride in mineral oil (9.07 mg, 0.378 mmol). The reaction mixture was stirred at 80°C for 40 minutes. The reaction mixture was further stirred at 80°C for 4 h. The reaction mixture was quenched with an aqueous solution of ammonium chloride and extracted with dichloromethane. The combined organic extracts were dried
 15 over anhydrous magnesium sulfate and filtered. The solvent was removed in vacuum and the residue was purified by a reversed phase preparative HPLC system to give N^2 -(2-fluoro-5-methoxy-4-(3-methyl-1H-1,2,4-triazol-1-yl)phenyl)-7-(4-fluorophenyl)- N^4 -methyl-6,7-dihydro-5H-cyclopenta[d]pyrimidine-2,4-diamine, 2 TFA (20.2 mg, 0.027 mmol, 7.19 % yield) as brown oil. LC-MS (M+H)⁺ = 464.0. ¹H NMR (500 MHz,
 20 methanol-*d*₄) δ ppm 9.06 (1H, s), 7.74 (1H, d, $J=10.4$ Hz), 7.19 - 7.28 (3H, m), 7.07 (2H, t, $J=8.5$ Hz), 4.24 (1H, s), 4.00 (3H, s), 3.76 (3H, s), 2.48 (3H, s), 2.40 - 2.54 (1H, m), 2.26 - 2.38 (2H, m), 1.89 - 2.02 (1H, m).

Example 14

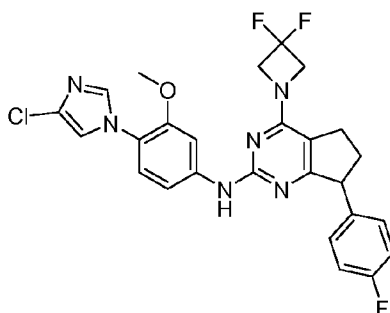
- 25 N^2 -(6-(4-Chloro-1H-imidazol-1-yl)-5-methoxypyridin-3-yl)-7-(4-fluorophenyl)- N^4 -methyl-
 6,7-dihydro-5H-cyclopenta[d]pyrimidine-2,4-diamine



To a solution of 2-chloro-7-(4-fluorophenyl)-*N*-methyl-6,7-dihydro-5*H*-cyclopenta[*d*]pyrimidin-4-amine (165.3 mg, 0.595 mmol) and 6-(4-chloro-1*H*-imidazol-1-yl)-5-methoxypyridin-3-amine (134 mg, 0.595 mmol) in THF (3.5 mL) was added 60% suspension of sodium hydride in mineral oil (28.6 mg, 1.190 mmol). The reaction mixture was heated at 80°C in a capped vial for 6 h. The reaction was carefully quenched with aqueous ammonium chloride solution and the product was extracted with dichloromethane. The combined organic extracts were dried over anhydrous magnesium sulfate and filtered. The solvent was removed in vacuum and the residue was purified by a reversed-phase preparative HPLC method to provide *N*²-(6-(4-chloro-1*H*-imidazol-1-yl)-5-methoxypyridin-3-yl)-7-(4-fluorophenyl)-*N*⁴-methyl-6,7-dihydro-5*H*-cyclopenta[*d*]pyrimidine-2,4-diamine, 2 TFA (26.2 mg, 0.029 mmol, 4.88 % yield) as brown oil. LC-MS (M+H)⁺ = 466.0. ¹H NMR (500 MHz, methanol-*d*₄) δ ppm 8.43 (1H, s), 7.96 (1H, s), 7.87 (1H, s), 7.55 (1H, br. s.), 7.19 - 7.32 (2H, m), 7.07 (2H, t, *J*=8.7 Hz), 4.20 - 4.29 (1H, m), 4.06 (3H, s), 3.75 (3H, s), 2.42 - 2.55 (1H, m), 2.21 - 2.39 (2H, m), 1.90 - 2.05 (1H, m).

Example 15

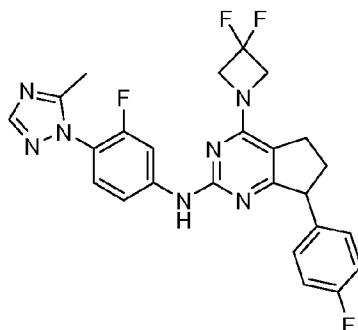
N-(4-(4-Chloro-1*H*-imidazol-1-yl)-3-methoxyphenyl)-4-(3,3-difluoroazetidin-1-yl)-7-(4-fluorophenyl)-6,7-dihydro-5*H*-cyclopenta[*d*]pyrimidin-2-amine



A solution of 2-chloro-4-(3,3-difluoroazetidin-1-yl)-7-(4-fluorophenyl)-6,7-dihydro-5H-cyclopenta[d]pyrimidine (42.6 mg, 0.125 mmol) and 4-(4-chloro-1H-imidazol-1-yl)-3-methoxyaniline (28.0 mg, 0.125 mmol) in THF (1 mL) and acetic acid (1.000 mL) was heated at 80°C overnight. The heating was continued at 120°C overnight. Upon cooling, the reaction mixture was purified by column chromatography on silica gel to give *N*-(4-(4-chloro-1H-imidazol-1-yl)-3-methoxyphenyl)-4-(3,3-difluoroazetidin-1-yl)-7-(4-fluorophenyl)-6,7-dihydro-5H-cyclopenta[d]pyrimidin-2-amine, TFA (11.8 mg, 0.018 mmol, 14.54 % yield) as brown oil. LC-MS (M+H)⁺ = 527.1. ¹H NMR (500 MHz, CDCl₃) δ ppm 11.75 (1H, s), 8.02 (1H, s), 7.40 (1H, dd, *J*=8.5, 2.1 Hz), 7.32 (1H, d, *J*=2.1 Hz), 7.16 - 7.23 (3H, m), 7.12 (1H, s), 7.02 (2H, t, *J*=8.7 Hz), 4.42 (1H, dd, *J*=9.5, 4.9 Hz), 4.80 (4H, s), 3.85 (3H, s), 3.11 (1H, s), 2.98 (1H, s), 2.67 - 2.79 (1H, m), 2.26 (1H, d).

Example 16

4-(3,3-difluoroazetidin-1-yl)-*N*-(3-fluoro-4-(5-methyl-1H-1,2,4-triazol-1-yl)phenyl)-7-(4-fluorophenyl)-6,7-dihydro-5H-cyclopenta[d]pyrimidin-2-amine



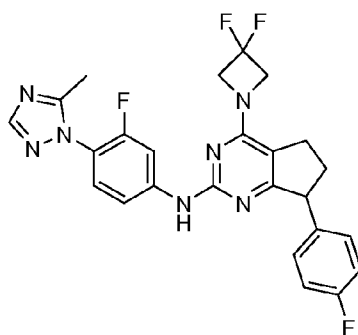
To a solution of 2-chloro-4-(3,3-difluoroazetidin-1-yl)-7-(4-fluorophenyl)-6,7-dihydro-5H-cyclopenta[d]pyrimidine (*Preparation Ha*) (170 mg, 0.500 mmol) in THF (1498 μL) was added 3-fluoro-4-(3-methyl-1H-1,2,4-triazol-1-yl)aniline (*Preparation C*) (125 mg, 0.650 mmol) and Acetic Acid (1498 μL). The resulting mixture was heated to 100 °C and stirred overnight. The reaction mixture was then concentrated *in vacuo* and purified by prep HPLC (C18, 30 X 150mm, MeOH/H₂O/TFA) to give 4-(3,3-difluoroazetidin-1-yl)-*N*-(3-fluoro-4-(3-methyl-1H-1,2,4-triazol-1-yl)phenyl)-7-(4-fluorophenyl)-6,7-dihydro-5H-cyclopenta[d]pyrimidin-2-amine, TFA (racemate) (101.49 mg, 33.27 % yield) as a beige solid. LC-MS (M+H)⁺ = 496.1. ¹H NMR (500 MHz,

MeOD) δ ppm 8.06 - 8.11 (1 H, m), 7.86 (1 H, dd, $J=12.51, 2.14$ Hz), 7.47 - 7.57 (2 H, m), 7.28 - 7.35 (2 H, m), 7.11 - 7.19 (2 H, m), 4.93 (4 H, t, $J=11.90$ Hz), 4.47 (1 H, t, $J=7.93$ Hz), 3.11 - 3.18 (1 H, m), 2.99 - 3.08 (1 H, m), 2.71 - 2.81 (1 H, m, $J=13.31, 8.91, 8.91, 4.27$ Hz), 2.42 (3 H, s), 2.08 - 2.19 (1 H, m, $J=13.24, 9.04, 6.71, 6.71$ Hz).

5

Example 16A

4-(3,3-difluoroazetidin-1-yl)-N-(3-fluoro-4-(5-methyl-1H-1,2,4-triazol-1-yl)phenyl)-7-(4-fluorophenyl)-6,7-dihydro-5H-cyclopenta[d]pyrimidin-2-amine

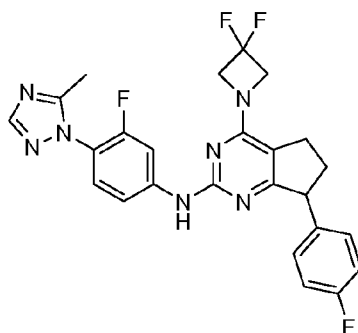


Enantiomer A of Example 16

- 10 4-(3,3-difluoroazetidin-1-yl)-N-(3-fluoro-4-(5-methyl-1H-1,2,4-triazol-1-yl)phenyl)-7-(4-fluorophenyl)-6,7-dihydro-5H-cyclopenta[d]pyrimidin-2-amine (*Example 16*) was separated by multiple injections on chiral SFC (Chiracel OJ-H 30 x 250mm, 5 μ M, 30% MeOH (0.1% DEA)/CO₂ to give 4-(3,3-difluoroazetidin-1-yl)-N-(3-fluoro-4-(5-methyl-1H-1,2,4-triazol-1-yl)phenyl)-7-(4-fluorophenyl)-6,7-dihydro-5H-
- 15 cyclopenta[d]pyrimidin-2-amine (first to elute, enantiomer A) as an off-white solid. LC-MS ($M+H$)⁺ = 496.1. ¹H NMR (500 MHz, *MeOD*) δ ppm 7.87 - 8.08 (2 H, m), 7.35 - 7.44 (1 H, m), 7.31 (1 H, t, $J=8.70$ Hz), 7.24 (2 H, dd, $J=8.55, 5.49$ Hz), 7.04 (2 H, t, $J=8.70$ Hz), 4.64 (4 H, t, $J=12.05$ Hz), 4.19 (1 H, t, $J=8.24$ Hz), 2.98 - 3.08 (1 H, m), 2.86 - 2.98 (1 H, m), 2.55 - 2.68 (1 H, m, $J=12.86, 8.60, 8.60, 4.12$ Hz), 2.37 (3 H, s), 1.97 -
- 20 2.12 (1 H, m). The absolute stereochemistry of *Example 16A* was not determined.

Example 16B

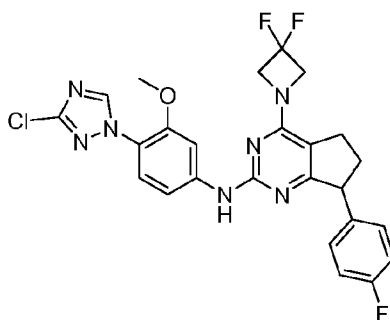
4-(3,3-difluoroazetidin-1-yl)-N-(3-fluoro-4-(5-methyl-1H-1,2,4-triazol-1-yl)phenyl)-7-(4-fluorophenyl)-6,7-dihydro-5H-cyclopenta[d]pyrimidin-2-amine

Enantiomer B of *Example 16*

4-(3,3-difluoroazetidin-1-yl)-N-(3-fluoro-4-(5-methyl-1H-1,2,4-triazol-1-yl)phenyl)-7-(4-fluorophenyl)-6,7-dihydro-5H-cyclopenta[d]pyrimidin-2-amine (*Example 16*) was separated by multiple injections on chiral SFC (Chiracel OJ-H 30 x 250mm, 5 μ M, 30% MeOH (0.1% DEA)/CO₂ to give 4-(3,3-difluoroazetidin-1-yl)-N-(3-fluoro-4-(5-methyl-1H-1,2,4-triazol-1-yl)phenyl)-7-(4-fluorophenyl)-6,7-dihydro-5H-cyclopenta[d]pyrimidin-2-amine (second to elute, enantiomer B) as an off-white solid. LC-MS (M+H)⁺ = 496.1. ¹H NMR (500 MHz, *MeOD*) δ ppm 7.96 - 8.09 (2 H, m), 7.39 (1 H, dd, *J*=9.00, 1.98 Hz), 7.32 (1 H, t, *J*=8.55 Hz), 7.20 - 7.28 (2 H, m), 6.99 - 7.11 (2 H, m), 4.65 (4 H, t, *J*=12.21 Hz), 4.20 (1 H, t, *J*=8.24 Hz), 2.99 - 3.09 (1 H, m), 2.88 - 2.99 (1 H, m), 2.56 - 2.71 (1 H, m), 2.31 - 2.46 (3 H, m), 1.98 - 2.15 (1 H, m). The absolute stereochemistry of *Example 16B* was not determined.

Example 17

15 *N*-(4-(3-chloro-1H-1,2,4-triazol-1-yl)-3-methoxyphenyl)-4-(3,3-difluoroazetidin-1-yl)-7-(4-fluorophenyl)-6,7-dihydro-5H-cyclopenta[d]pyrimidin-2-amine



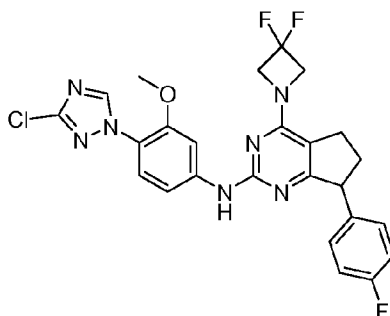
To a solution of 2-chloro-4-(3,3-difluoroazetidin-1-yl)-7-(4-fluorophenyl)-6,7-dihydro-5H-cyclopenta[d]pyrimidine (*Preparation Ha*) (170 mg, 0.500 mmol) and 4-(3-

chloro-1H-1,2,4-triazol-1-yl)-3-methoxyaniline (*Preparation F*) (146 mg, 0.650 mmol) in THF (1498 μ L) was added Acetic Acid (1498 μ L). The resulting mixture was heated to 100 °C and stirred overnight. The reaction mixture was then concentrated *in vacuo*.

MeOH was added to the residue which resulted in a suspension. This was filtered to give a solid which was taken up in hot MeOH and filtered. The filtrate was then concentrated *in vacuo* to give N-(4-(3-chloro-1H-1,2,4-triazol-1-yl)-3-methoxyphenyl)-4-(3,3-difluoroazetidin-1-yl)-7-(4-fluorophenyl)-6,7-dihydro-5H-cyclopenta[d]pyrimidin-2-amine (racemate) (130 mg, 49.22 % yield) as a yellow solid. LC-MS (M+H)⁺ = 528.1. ¹H NMR (500 MHz, *MeOD*) δ ppm 8.81 (1 H, s), 7.65 (1 H, d, *J*=8.55 Hz), 7.59 (1 H, s), 7.29 - 7.36 (2 H, m), 7.11 - 7.21 (3 H, m), 4.87 - 4.88 (4 H, m), 4.47 (1 H, s), 3.91 (3 H, s), 3.11 - 3.19 (1 H, m), 2.99 - 3.08 (1 H, m), 2.77 (1 H, dddd, *J*=13.47, 8.96, 4.43, 4.27 Hz), 2.13 (1 H, dq, *J*=8.89, 6.70 Hz).

Example 17A

N-(4-(3-chloro-1H-1,2,4-triazol-1-yl)-3-methoxyphenyl)-4-(3,3-difluoroazetidin-1-yl)-7-(4-fluorophenyl)-6,7-dihydro-5H-cyclopenta[d]pyrimidin-2-amine



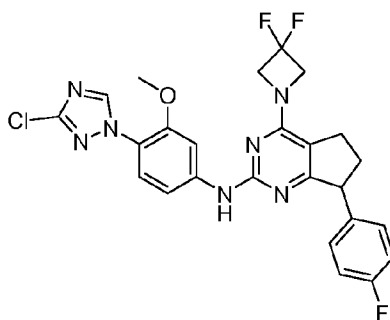
Enantiomer A of Example 17

N-(4-(3-chloro-1H-1,2,4-triazol-1-yl)-3-methoxyphenyl)-4-(3,3-difluoroazetidin-1-yl)-7-(4-fluorophenyl)-6,7-dihydro-5H-cyclopenta[d]pyrimidin-2-amine (*Example 17*) was separated by multiple injections on chiral SFC (Chiracel AD-H 30 x 250mm, 5 μ M, 45% MeOH (0.1% DEA)/CO₂ to give 4-(3,3-difluoroazetidin-1-yl)-N-(3-fluoro-4-(5-methyl-1H-1,2,4-triazol-1-yl)phenyl)-7-(4-fluorophenyl)-6,7-dihydro-5H-cyclopenta[d]pyrimidin-2-amine (first to elute, enantiomer A) as a yellow film. LC-MS (M+H)⁺ = 528.1. ¹H NMR (500 MHz, *DMSO-d*₆) δ ppm 8.82 (1 H, d, *J*=1.53 Hz), 8.06 (1 H, s), 7.35 (1 H, d, *J*=8.85 Hz), 7.21 - 7.31 (2 H, m), 7.07 - 7.21 (3 H, m), 4.70 (4 H, t, *J*=12.36 Hz), 4.20 (1 H, t, *J*=8.24 Hz), 3.63 (3 H, br. s.), 3.01 (1 H, br. s.), 2.80 - 2.95 (1

H, m), 2.53 - 2.63 (1 H, m), 1.93 (1 H, d, $J=8.24$ Hz). The absolute stereochemistry of *Example 17A* was not determined.

Example 17B

- 5 *N*-(4-(3-chloro-1H-1,2,4-triazol-1-yl)-3-methoxyphenyl)-4-(3,3-difluoroazetidin-1-yl)-7-(4-fluorophenyl)-6,7-dihydro-5H-cyclopenta[d]pyrimidin-2-amine

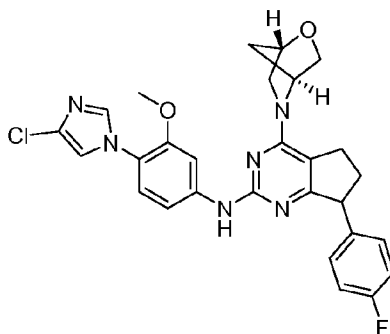


Enantiomer B of *Example 17*

- N*-(4-(3-chloro-1H-1,2,4-triazol-1-yl)-3-methoxyphenyl)-4-(3,3-difluoroazetidin-1-yl)-7-(4-fluorophenyl)-6,7-dihydro-5H-cyclopenta[d]pyrimidin-2-amine (*Example 17*)
- 10 was separated by multiple injections on chiral SFC (Chiracel AD-H 30 x 250mm, 5 μ M, 45% MeOH (0.1% DEA)/CO₂ to give 4-(3,3-difluoroazetidin-1-yl)-N-(3-fluoro-4-(5-methyl-1H-1,2,4-triazol-1-yl)phenyl)-7-(4-fluorophenyl)-6,7-dihydro-5H-cyclopenta[d]pyrimidin-2-amine (second to elute, enantiomer B) as a yellow film. LC-MS ($M+H$)⁺ = 528.1. ¹H NMR (500 MHz, DMSO-*d*₆) δ ppm 8.76 - 8.92 (1 H, m), 8.06 (1
- 15 H, br. s.), 7.30 - 7.45 (1 H, m), 7.25 (2 H, d, $J=5.49$ Hz), 7.05 - 7.19 (3 H, m), 4.57 - 4.80 (4 H, m), 4.20 (1 H, br. s.), 3.63 (3 H, br. s.), 3.00 (1 H, br. s.), 2.82 - 2.94 (1 H, m), 2.53 - 2.61 (1 H, m), 1.91 (1 H, br. s.). The absolute stereochemistry of *Example 17B* was not determined.

20 Example 18

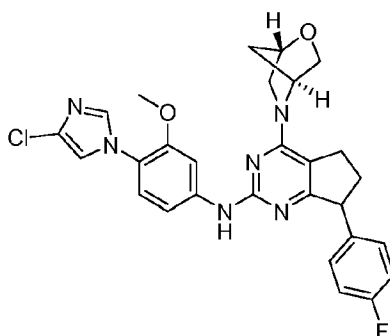
4-((1*S*,4*S*)-2-oxa-5-azabicyclo[2.2.1]heptan-5-yl)-N-(4-(4-chloro-1H-imidazol-1-yl)-3-methoxyphenyl)-7-(4-fluorophenyl)-6,7-dihydro-5H-cyclopenta[d]pyrimidin-2-amine



(1S,4S)-5-(2-chloro-7-(4-fluorophenyl)-6,7-dihydro-5H-cyclopenta[d]pyrimidin-4-yl)-2-oxa-5-azabicyclo[2.2.1]heptane (*Preparation Hb*) (148 mg, 0.428 mmol) and 4-(4-chloro-1H-imidazol-1-yl)-3-methoxyaniline (*Preparation A*) (124 mg, 0.556 mmol) were combined and purified as per *Example 16* to give 4-((1S,4S)-2-oxa-5-azabicyclo[2.2.1]heptan-5-yl)-N-(4-(4-chloro-1H-imidazol-1-yl)-3-methoxyphenyl)-7-(4-fluorophenyl)-6,7-dihydro-5H-cyclopenta[d]pyrimidin-2-amine, TFA (diastereomer mixture) (106 mg, 0.164 mmol, 38.3 % yield) as a brown solid. LC-MS (M+H)⁺ = 533.1. ¹H NMR (500 MHz, DMSO-*d*₆) δ ppm 7.81 (1 H, s), 7.67 (1 H, br. s.), 7.49 (1 H, s), 7.32 (3 H, d, *J*=7.93 Hz), 7.19 (2 H, t, *J*=8.70 Hz), 7.14 (1 H, d, *J*=2.14 Hz), 5.17 (1 H, br. s.), 4.74 (1 H, s), 4.34 (1 H, br. s.), 3.58 - 3.95 (7 H, m), 2.89 - 3.39 (2 H, m), 2.55 (1 H, s), 1.97 (3 H, br. s.).

Example 18A

4-((1S,4S)-2-oxa-5-azabicyclo[2.2.1]heptan-5-yl)-N-(4-(4-chloro-1H-imidazol-1-yl)-3-methoxyphenyl)-7-(4-fluorophenyl)-6,7-dihydro-5H-cyclopenta[d]pyrimidin-2-amine



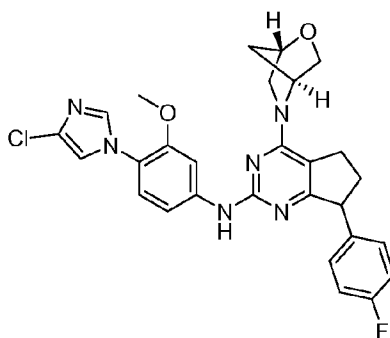
Enantiomer A of Example 18

4-((1S,4S)-2-oxa-5-azabicyclo[2.2.1]heptan-5-yl)-N-(4-(4-chloro-1H-imidazol-1-yl)-3-methoxyphenyl)-7-(4-fluorophenyl)-6,7-dihydro-5H-cyclopenta[d]pyrimidin-2-

amine (*Example 18*) was separated by multiple chiral SFC injections (OD-H 30 x 250mm, 5 μ M, 30% MeOH (0.1% DEA)/CO₂) to give 4-((1*S*,4*S*)-2-oxa-5-azabicyclo[2.2.1]heptan-5-yl)-N-(4-(4-chloro-1*H*-imidazol-1-yl)-3-methoxyphenyl)-7-(4-fluorophenyl)-6,7-dihydro-5*H*-cyclopenta[*d*]pyrimidin-2-amine (first to elute, enantiomer A) as a beige residue. LC-MS (M+H)⁺ = 532.9. ¹H NMR (500 MHz, *MeOD*) δ ppm 7.82 (1 H, br. s.), 7.67 (1 H, s), 7.18 - 7.30 (3 H, m), 7.11 - 7.18 (1 H, m), 6.96 - 7.09 (3 H, m), 5.14 (1 H, br. s.), 4.72 (1 H, br. s.), 4.18 (1 H, t, *J*=8.55 Hz), 3.94 - 4.01 (1 H, m), 3.92 (1 H, d, *J*=6.41 Hz), 3.78 - 3.86 (1 H, m), 3.69 - 3.78 (1 H, m), 3.57 (3 H, s), 3.01 - 3.15 (2 H, m), 2.51 - 2.69 (1 H, m), 1.84 - 2.11 (3 H, m). The absolute stereochemistry of *Example 18A* was not determined.

Example 18B

4-((1*S*,4*S*)-2-oxa-5-azabicyclo[2.2.1]heptan-5-yl)-N-(4-(4-chloro-1*H*-imidazol-1-yl)-3-methoxyphenyl)-7-(4-fluorophenyl)-6,7-dihydro-5*H*-cyclopenta[*d*]pyrimidin-2-amine



Enantiomer B of *Example 18*

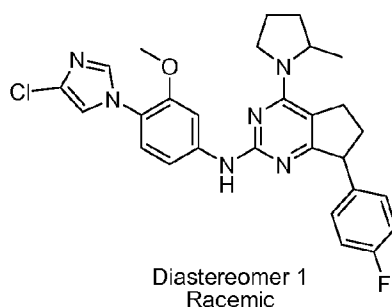
4-((1*S*,4*S*)-2-oxa-5-azabicyclo[2.2.1]heptan-5-yl)-N-(4-(4-chloro-1*H*-imidazol-1-yl)-3-methoxyphenyl)-7-(4-fluorophenyl)-6,7-dihydro-5*H*-cyclopenta[*d*]pyrimidin-2-amine (*Example 18*) was separated by multiple chiral SFC injections (OD-H 30 x 250mm, 5 μ M, 30% MeOH (0.1% DEA)/CO₂) to give 4-((1*S*,4*S*)-2-oxa-5-azabicyclo[2.2.1]heptan-5-yl)-N-(4-(4-chloro-1*H*-imidazol-1-yl)-3-methoxyphenyl)-7-(4-fluorophenyl)-6,7-dihydro-5*H*-cyclopenta[*d*]pyrimidin-2-amine (second to elute, enantiomer B) as a beige residue. LC-MS (M+H)⁺ = 532.9. ¹H NMR (500 MHz, *MeOD*) δ ppm 7.20 - 7.31 (3 H, m), 7.17 (1 H, d, *J*=8.55 Hz), 7.05 (3 H, t, *J*=8.09 Hz), 5.17 (1 H, br. s.), 4.72 (1 H, s), 4.14 (1 H, t, *J*=8.09 Hz), 3.94 - 4.02 (1 H, m), 3.89 - 3.94 (1 H, m), 3.70 - 3.85 (2 H, m), 3.50 - 3.68 (3 H, m), 3.20 - 3.31 (1 H, m), 2.96 (1 H, ddd, *J*=14.65,

7.78, 7.48 Hz), 2.48 - 2.66 (1 H, m, $J=13.08$, 8.72, 8.72, 4.27 Hz), 1.89 - 2.11 (3 H, m).

The absolute stereochemistry of *Example 18B* was not determined.

Example 19

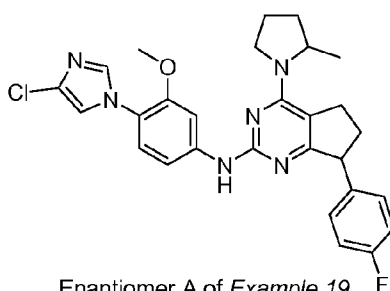
- 5 *N*-(4-(4-chloro-1H-imidazol-1-yl)-3-methoxyphenyl)-7-(4-fluorophenyl)-4-(2-methylpyrrolidin-1-yl)-6,7-dihydro-5H-cyclopenta[d]pyrimidin-2-amine



- 2-chloro-7-(4-fluorophenyl)-4-(2-methylpyrrolidin-1-yl)-6,7-dihydro-5H-cyclopenta[d]pyrimidin-2-amine (*Preparation Hc1*) (159 mg, 0.479 mmol) and 4-(4-chloro-1H-imidazol-1-yl)-3-methoxyaniline (*Preparation A*) (139 mg, 0.623 mmol) were combined and purified as per *Example 16* to give *N*-(4-(4-chloro-1H-imidazol-1-yl)-3-methoxyphenyl)-7-(4-fluorophenyl)-4-(2-methylpyrrolidin-1-yl)-6,7-dihydro-5H-cyclopenta[d]pyrimidin-2-amine, TFA (racemate, diastereomer 1) (84.37 mg, 0.133 mmol, 27.8 % yield) as a brown solid. LC-MS $(M+H)^+ = 519.1$. ^1H NMR (500 MHz, *MeOD*) δ ppm 7.80 (1 H, s), 7.41 (1 H, d, $J=8.55$ Hz), 7.30 - 7.37 (4 H, m), 7.21 - 7.32 (1 H, m), 7.17 (2 H, t, $J=8.55$ Hz), 4.68 (1 H, br. s.), 4.44 (1 H, br. s.), 3.94 - 4.23 (2 H, m), 3.88 (3 H, s), 3.37 (3 H, s), 3.18 (1 H, s), 2.72 (1 H, br. s.), 2.11 (4 H, br. s.), 1.83 (1 H, br. s.). The relative stereochemistry of *Example 19* was not determined.

20 Example 19A

N-(4-(4-chloro-1H-imidazol-1-yl)-3-methoxyphenyl)-7-(4-fluorophenyl)-4-(2-methylpyrrolidin-1-yl)-6,7-dihydro-5H-cyclopenta[d]pyrimidin-2-amine

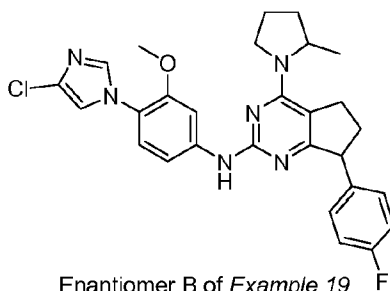


Enantiomer A of Example 19

N-(4-(4-chloro-1H-imidazol-1-yl)-3-methoxyphenyl)-7-(4-fluorophenyl)-4-(2-methylpyrrolidin-1-yl)-6,7-dihydro-5H-cyclopenta[d]pyrimidin-2-amine (*Example 19*) was separated by multiple chiral SFC injections (OJ-H 30 x 250mm, 5 μ M, 45% MeOH (0.1% DEA)/CO₂) to give N-(4-(4-chloro-1H-imidazol-1-yl)-3-methoxyphenyl)-7-(4-fluorophenyl)-4-(2-methylpyrrolidin-1-yl)-6,7-dihydro-5H-cyclopenta[d]pyrimidin-2-amine (first to elute, enantiomer A, diastereomer 1) as a brown wax. LC-MS (M+H)⁺ = 519.1. ¹H NMR (500 MHz, *MeOD*) δ ppm 7.76 (1 H, s), 7.66 (1 H, d, *J*=1.53 Hz), 7.16 - 7.27 (3 H, m), 7.07 - 7.16 (2 H, m), 7.02 (2 H, t, *J*=8.85 Hz), 4.54 (1 H, t, *J*=5.65 Hz), 4.07 (1 H, t, *J*=8.24 Hz), 3.91 (1 H, dt, *J*=10.45, 4.08 Hz), 3.68 - 3.79 (1 H, m), 3.54 - 3.68 (3 H, m), 3.15 - 3.28 (1 H, m), 2.96 - 3.13 (1 H, m), 2.45 - 2.58 (1 H, m), 2.02 - 2.18 (2 H, m), 1.95 - 2.02 (1 H, m), 1.85 - 1.95 (1 H, m), 1.67 - 1.81 (1 H, m), 1.27 (3 H, d, *J*=6.10 Hz). The absolute stereochemistry of *Example 19A* was not determined.

Example 19B

N-(4-(4-chloro-1H-imidazol-1-yl)-3-methoxyphenyl)-7-(4-fluorophenyl)-4-(2-methylpyrrolidin-1-yl)-6,7-dihydro-5H-cyclopenta[d]pyrimidin-2-amine



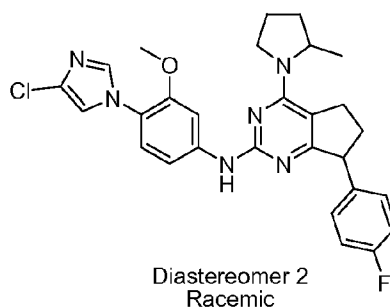
Enantiomer B of Example 19

N-(4-(4-chloro-1H-imidazol-1-yl)-3-methoxyphenyl)-7-(4-fluorophenyl)-4-(2-methylpyrrolidin-1-yl)-6,7-dihydro-5H-cyclopenta[d]pyrimidin-2-amine (*Example 19*) was separated by multiple chiral SFC injections (OJ-H 30 x 250mm, 5 μ M, 45% MeOH

(0.1% DEA)/CO₂) to give N-(4-(4-chloro-1H-imidazol-1-yl)-3-methoxyphenyl)-7-(4-fluorophenyl)-4-(2-methylpyrrolidin-1-yl)-6,7-dihydro-5H-cyclopenta[d]pyrimidin-2-amine (second to elute, enantiomer B, diastereomer 1) as a brown wax. LC-MS (M+H)⁺ = 519.1. ¹H NMR (500 MHz, MeOD) δ ppm 7.76 (1 H, d, *J*=1.53 Hz), 7.65 (1 H, d, *J*=1.22 Hz), 7.15 - 7.23 (3 H, m), 7.06 - 7.14 (2 H, m), 6.96 - 7.05 (2 H, m), 4.48 - 4.57 (1 H, m), 4.05 (1 H, t, *J*=8.39 Hz), 3.85 - 3.94 (1 H, m), 3.66 - 3.76 (1 H, m), 3.60 (3 H, s), 3.16 - 3.26 (1 H, m), 2.95 - 3.08 (1 H, m), 2.44 - 2.55 (1 H, m, *J*=12.78, 8.56, 8.56, 3.97 Hz), 2.01 - 2.14 (2 H, m), 1.94 - 2.01 (1 H, m), 1.85 - 1.94 (1 H, m), 1.68 - 1.77 (1 H, m), 1.26 (3 H, d, *J*=6.10 Hz). The absolute stereochemistry of *Example 19B* was not determined.

Example 20

N-(4-(4-chloro-1H-imidazol-1-yl)-3-methoxyphenyl)-7-(4-fluorophenyl)-4-(2-methylpyrrolidin-1-yl)-6,7-dihydro-5H-cyclopenta[d]pyrimidin-2-amine



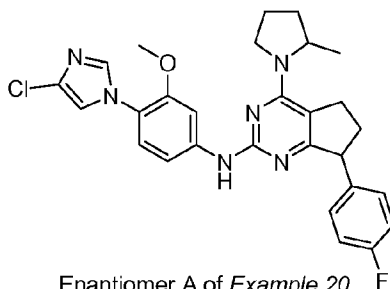
15

2-chloro-7-(4-fluorophenyl)-4-(2-methylpyrrolidin-1-yl)-6,7-dihydro-5H-cyclopenta[d]pyrimidin-2-amine (*Preparation Hc2*) (179 mg, 0.539 mmol) and 4-(4-chloro-1H-imidazol-1-yl)-3-methoxyaniline (*Preparation A*) (157 mg, 0.701 mmol) were combined and purified as per *Example 16* to give N-(4-(4-chloro-1H-imidazol-1-yl)-3-methoxyphenyl)-7-(4-fluorophenyl)-4-(2-methylpyrrolidin-1-yl)-6,7-dihydro-5H-cyclopenta[d]pyrimidin-2-amine, TFA (racemate, diastereomer 2) (99.55 mg, 0.157 mmol, 29.2 % yield) as a brown solid. LC-MS (M+H)⁺ = 519.1. ¹H NMR (500 MHz, MeOD) δ ppm 7.80 (1 H, d, *J*=1.53 Hz), 7.41 - 7.60 (1 H, m), 7.40 (1 H, s), 7.30 - 7.37 (3 H, m), 7.21 - 7.29 (1 H, m), 7.16 (2 H, t, *J*=8.70 Hz), 4.68 (1 H, br. s.), 4.45 (1 H, d, *J*=7.93 Hz), 4.17 (1 H, br. s.), 4.00 (1 H, br. s.), 3.88 (3 H, s), 3.34 - 3.48 (2 H, m), 3.17 - 3.30 (1 H, m), 2.73 (1 H, br. s.), 2.11 (4 H, br. s.), 1.81 (1 H, br. s.), 1.35 (3 H, d, *J*=6.41 Hz). The relative stereochemistry of *Example 20* was not determined.

25

Example 20A

N-(4-(4-chloro-1*H*-imidazol-1-yl)-3-methoxyphenyl)-7-(4-fluorophenyl)-4-(2-methylpyrrolidin-1-yl)-6,7-dihydro-5*H*-cyclopenta[*d*]pyrimidin-2-amine

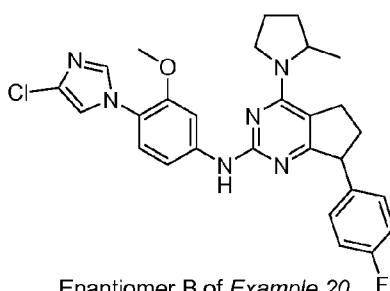


Enantiomer A of Example 20 F

5 *N*-(4-(4-chloro-1*H*-imidazol-1-yl)-3-methoxyphenyl)-7-(4-fluorophenyl)-4-(2-methylpyrrolidin-1-yl)-6,7-dihydro-5*H*-cyclopenta[*d*]pyrimidin-2-amine (Example 20) was separated by multiple chiral SFC injections (OJ-H 30 x 250mm, 5 μ M, 45% MeOH (0.1% DEA)/CO₂) to give *N*-(4-(4-chloro-1*H*-imidazol-1-yl)-3-methoxyphenyl)-7-(4-fluorophenyl)-4-(2-methylpyrrolidin-1-yl)-6,7-dihydro-5*H*-cyclopenta[*d*]pyrimidin-2-amine (first to elute, enantiomer A, diastereomer 2) as a brown wax. LC-MS (M+H)⁺ = 519.1. ¹H NMR (500 MHz, MeOD) δ ppm 7.75 (1 H, d, *J*=1.83 Hz), 7.65 (1 H, d, *J*=1.53 Hz), 7.14 - 7.22 (3 H, m), 7.05 - 7.14 (2 H, m), 6.96 - 7.05 (2 H, m), 4.55 (1 H, td, *J*=6.41, 2.44 Hz), 4.10 (1 H, t, *J*=8.39 Hz), 3.86 - 3.95 (1 H, m), 3.73 (1 H, dt, *J*=10.15, 7.74 Hz), 10 3.59 (3 H, s), 3.16 - 3.25 (1 H, m), 3.06 - 3.16 (1 H, m), 2.52 (1 H, dddd, *J*=12.70, 8.70, 8.51, 3.97 Hz), 2.02 - 2.16 (2 H, m), 1.82 - 2.02 (2 H, m), 1.65 - 1.78 (1 H, m), 1.27 (3 H, d, *J*=6.10 Hz). The absolute stereochemistry of Example 20A was not determined.

Example 20B

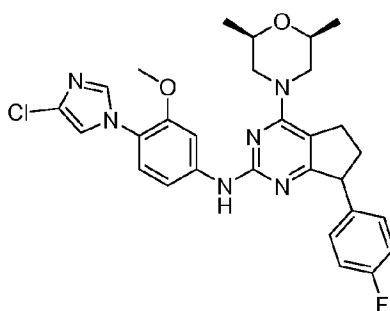
20 *N*-(4-(4-chloro-1*H*-imidazol-1-yl)-3-methoxyphenyl)-7-(4-fluorophenyl)-4-(2-methylpyrrolidin-1-yl)-6,7-dihydro-5*H*-cyclopenta[*d*]pyrimidin-2-amine

Enantiomer B of *Example 20*

N-(4-(4-chloro-1H-imidazol-1-yl)-3-methoxyphenyl)-7-(4-fluorophenyl)-4-(2-methylpyrrolidin-1-yl)-6,7-dihydro-5H-cyclopenta[d]pyrimidin-2-amine (*Example 20*) was separated by multiple chiral SFC injections (OJ-H 30 x 250mm, 5 μ M, 45% MeOH (0.1% DEA)/CO₂) to give N-(4-(4-chloro-1H-imidazol-1-yl)-3-methoxyphenyl)-7-(4-fluorophenyl)-4-(2-methylpyrrolidin-1-yl)-6,7-dihydro-5H-cyclopenta[d]pyrimidin-2-amine (second to elute, enantiomer B, diastereomer 2) as a brown wax. LC-MS (M+H)⁺ = 519.1. ¹H NMR (500 MHz, *MeOD*) δ ppm 7.75 (1 H, s), 7.65 (1 H, d, *J*=1.53 Hz), 7.14 - 7.21 (3 H, m), 7.05 - 7.14 (2 H, m), 6.96 - 7.04 (2 H, m), 4.49 - 4.58 (1 H, m), 4.10 (1 H, t, *J*=8.55 Hz), 3.84 - 3.93 (1 H, m), 3.69 - 3.78 (1 H, m), 3.55 - 3.61 (3 H, m), 3.15 - 3.24 (1 H, m), 3.05 - 3.15 (1 H, m), 2.52 (1 H, dddd, *J*=12.67, 8.62, 8.47, 4.12 Hz), 2.02 - 2.17 (2 H, m), 1.83 - 2.02 (2 H, m), 1.65 - 1.77 (1 H, m), 1.23 - 1.32 (3 H, m). The absolute stereochemistry of *Example 20B* was not determined.

15 *Example 21*

N-(4-(4-chloro-1H-imidazol-1-yl)-3-methoxyphenyl)-4-((2*S*,6*R*)-2,6-dimethylmorpholino)-7-(4-fluorophenyl)-6,7-dihydro-5H-cyclopenta[d]pyrimidin-2-amine



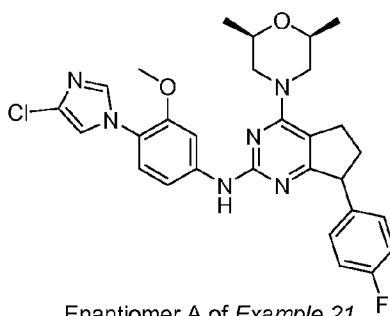
20 (2*S*,6*R*)-4-(2-chloro-7-(4-fluorophenyl)-6,7-dihydro-5H-cyclopenta[d]pyrimidin-4-yl)-2,6-dimethylmorpholine (*Preparation Hd*) (223 mg, 0.616 mmol) and 4-(4-chloro-

1H-imidazol-1-yl)-3-methoxyaniline (*Preparation A*) (179 mg, 0.801 mmol) were combined and purified as per *Example 16* to give N-(4-(4-chloro-1H-imidazol-1-yl)-3-methoxyphenyl)-4-((2S,6R)-2,6-dimethylmorpholino)-7-(4-fluorophenyl)-6,7-dihydro-5H-cyclopenta[d]pyrimidin-2-amine, TFA (144 mg, 0.217 mmol, 35.2 % yield) as a brown solid. LC-MS (M+H)⁺ = 549.0. ¹H NMR (500 MHz, MeOD) δ ppm 7.81 (1 H, d, *J*=1.53 Hz), 7.41 (1 H, d, *J*=8.55 Hz), 7.28 - 7.38 (4 H, m), 7.09 - 7.20 (3 H, m), 4.62 (2 H, br. s.), 4.45 (1 H, t, *J*=7.93 Hz), 3.83 - 3.89 (3 H, m), 3.69 - 3.80 (2 H, m), 3.25 - 3.30 (1 H, m), 3.13 - 3.23 (1 H, m), 2.94 (2 H, br. s.), 2.75 (1 H, dddd, *J*=13.43, 8.93, 8.77, 4.88 Hz), 2.03 - 2.20 (1 H, m), 1.25 (6 H, d, *J*=6.10 Hz).

10

Example 21A

N-(4-(4-chloro-1H-imidazol-1-yl)-3-methoxyphenyl)-4-((2S,6R)-2,6-dimethylmorpholino)-7-(4-fluorophenyl)-6,7-dihydro-5H-cyclopenta[d]pyrimidin-2-amine

Enantiomer A of *Example 21*

15

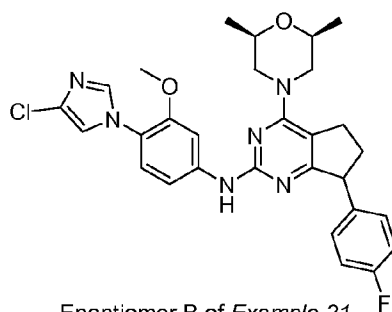
N-(4-(4-chloro-1H-imidazol-1-yl)-3-methoxyphenyl)-4-((2S,6R)-2,6-dimethylmorpholino)-7-(4-fluorophenyl)-6,7-dihydro-5H-cyclopenta[d]pyrimidin-2-amine (*Example 21*) was separated by multiple chiral SFC injections (OJ-H 30 x 250mm, 5 μM, 35% MeOH (0.1% DEA)/CO₂) to give N-(4-(4-chloro-1H-imidazol-1-yl)-3-methoxyphenyl)-4-((2S,6R)-2,6-dimethylmorpholino)-7-(4-fluorophenyl)-6,7-dihydro-5H-cyclopenta[d]pyrimidin-2-amine (first to elute, enantiomer A) as a brown wax. LC-MS (M+H)⁺ = 549.0. ¹H NMR (500 MHz, MeOD) δ ppm 7.81 (1 H, d, *J*=2.14 Hz), 7.63 (1 H, d, *J*=1.53 Hz), 7.11 - 7.20 (3 H, m), 7.08 (1 H, d, *J*=8.55 Hz), 6.96 - 7.03 (2 H, m), 6.92 (1 H, dd, *J*=8.55, 2.44 Hz), 4.27 - 4.41 (2 H, m), 4.08 (1 H, t, *J*=8.70 Hz), 3.58 - 3.74 (2 H, m), 3.49 (3 H, s), 2.99 - 3.08 (1 H, m), 2.87 - 2.99 (1 H, m), 2.55 - 2.72 (2 H, m),

25

2.44 - 2.55 (1 H, m), 1.83 - 1.96 (1 H, m, $J=12.70, 8.55, 8.30, 8.30$ Hz), 1.17 - 1.22 (6 H, m). The absolute stereochemistry of *Example 21A* was not determined.

Example 21B

- 5 *N*-(4-(4-chloro-1H-imidazol-1-yl)-3-methoxyphenyl)-4-((2*S*,6*R*)-2,6-dimethylmorpholino)-7-(4-fluorophenyl)-6,7-dihydro-5H-cyclopenta[d]pyrimidin-2-amine

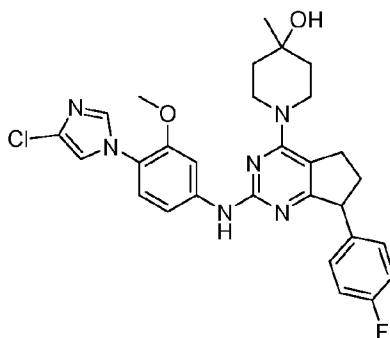


Enantiomer B of *Example 21*

- N*-(4-(4-chloro-1H-imidazol-1-yl)-3-methoxyphenyl)-4-((2*S*,6*R*)-2,6-dimethylmorpholino)-7-(4-fluorophenyl)-6,7-dihydro-5H-cyclopenta[d]pyrimidin-2-amine (*Example 21*) was separated by multiple chiral SFC injections (OJ-H 30 x 250mm, 5 μ M, 35% MeOH (0.1% DEA)/CO₂) to give *N*-(4-(4-chloro-1H-imidazol-1-yl)-3-methoxyphenyl)-4-((2*S*,6*R*)-2,6-dimethylmorpholino)-7-(4-fluorophenyl)-6,7-dihydro-5H-cyclopenta[d]pyrimidin-2-amine (second to elute, enantiomer B) as a brown wax.
- 15 LC-MS ($M+H$)⁺ = 549.0. ¹H NMR (500 MHz, *MeOD*) δ ppm 7.81 (1 H, d, $J=2.14$ Hz), 7.63 (1 H, d, $J=1.53$ Hz), 7.11 - 7.19 (3 H, m), 7.04 - 7.11 (1 H, m), 6.95 - 7.03 (2 H, m), 6.92 (1 H, dd, $J=8.39, 2.29$ Hz), 4.27 - 4.42 (2 H, m), 4.08 (1 H, t, $J=8.70$ Hz), 3.59 - 3.73 (2 H, m), 3.49 (3 H, s), 2.98 - 3.08 (1 H, m), 2.88 - 2.98 (1 H, m), 2.55 - 2.70 (2 H, m), 2.43 - 2.55 (1 H, m), 1.79 - 1.97 (1 H, m, $J=12.70, 8.55, 8.30, 8.30$ Hz), 1.17 - 1.21 (6 H, m). The absolute stereochemistry of *Example 21B* was not determined.
- 20

Example 22

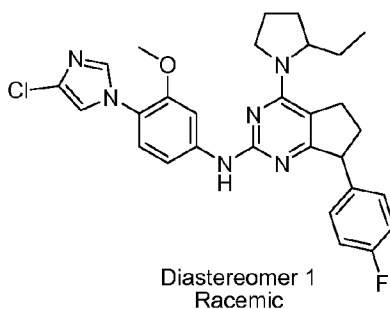
1-(2-(4-(4-chloro-1H-imidazol-1-yl)-3-methoxyphenylamino)-7-(4-fluorophenyl)-6,7-dihydro-5H-cyclopenta[d]pyrimidin-4-yl)-4-methylpiperidin-4-ol



1-(2-chloro-7-(4-fluorophenyl)-6,7-dihydro-5H-cyclopenta[d]pyrimidin-4-yl)-4-methylpiperidin-4-ol (*Preparation He*) (374 mg, 1.034 mmol) and 4-(4-chloro-1H-imidazol-1-yl)-3-methoxyaniline (*Preparation A*) (301 mg, 1.344 mmol) were combined and purified as per *Example 17* to give 1-(2-(4-(4-chloro-1H-imidazol-1-yl)-3-methoxyphenylamino)-7-(4-fluorophenyl)-6,7-dihydro-5H-cyclopenta[d]pyrimidin-4-yl)-4-methylpiperidin-4-ol (89 mg, 0.162 mmol, 15.68 % yield) as a slightly yellow solid. LC-MS (M+H)⁺ = 549.3. ¹H NMR (500 MHz, DMSO-*d*₆) δ ppm 7.82 (1 H, s), 7.64 (1 H, br. s.), 7.50 (1 H, s), 7.27 - 7.43 (3 H, m), 7.20 (3 H, t, *J*=8.70 Hz), 7.06 (1 H, dd, *J*=8.39, 1.68 Hz), 4.36 (3 H, br. s.), 3.73 (3 H, br. s.), 2.98 - 3.26 (3 H, m), 2.59 (1 H, br. s.), 1.88 - 2.06 (1 H, m), 1.62 (4 H, br. s.), 1.25 (2 H, br. s.), 1.19 (3 H, s).

Example 23

N-(4-(4-chloro-1H-imidazol-1-yl)-3-methoxyphenyl)-4-(2-ethylpyrrolidin-1-yl)-7-(4-fluorophenyl)-6,7-dihydro-5H-cyclopenta[d]pyrimidin-2-amine

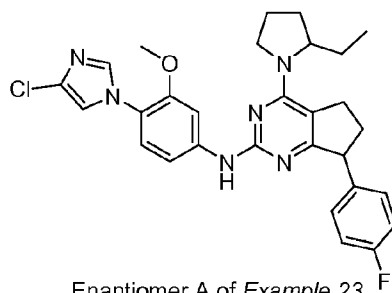


2-chloro-4-(2-ethylpyrrolidin-1-yl)-7-(4-fluorophenyl)-6,7-dihydro-5H-cyclopenta[d]pyrimidine (*Preparation HfI*) (77 mg, 0.223 mmol) and 4-(4-chloro-1H-imidazol-1-yl)-3-methoxyaniline (*Preparation A*) (64.7 mg, 0.289 mmol) were combined and purified as per *Example 16* to give *N*-(4-(4-chloro-1H-imidazol-1-yl)-3-

methoxyphenyl)-4-(2-ethylpyrrolidin-1-yl)-7-(4-fluorophenyl)-6,7-dihydro-5H-cyclopenta[d]pyrimidin-2-amine, TFA (racemic, diastereomer 1) (53.31 mg, 0.082 mmol, 37.0 % yield) as a brown solid. LC-MS (M+H)⁺ = 533.3. ¹H NMR (500 MHz, MeOD) δ ppm 7.79 (1 H, br. s.), 7.36 - 7.61 (2 H, m), 7.34 (3 H, br. s.), 7.17 (3 H, br. s.), 4.44 (2 H, br. s.), 4.00 (2 H, br. s.), 3.88 (3 H, br. s.), 3.16 - 3.27 (1 H, m), 2.73 (2 H, br. s.), 2.09 (5 H, br. s.), 1.32 (2 H, br. s.), 0.93 (3 H, br. s.). The relative stereochemistry of *Example 23* was not determined.

Example 23A

10 *N*-(4-(4-chloro-1H-imidazol-1-yl)-3-methoxyphenyl)-4-(2-ethylpyrrolidin-1-yl)-7-(4-fluorophenyl)-6,7-dihydro-5H-cyclopenta[d]pyrimidin-2-amine

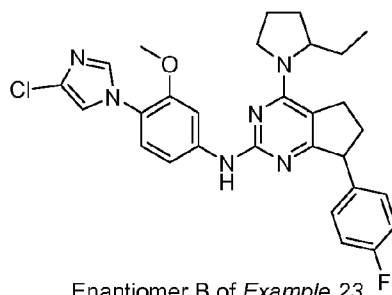


N-(4-(4-chloro-1H-imidazol-1-yl)-3-methoxyphenyl)-4-(2-ethylpyrrolidin-1-yl)-7-(4-fluorophenyl)-6,7-dihydro-5H-cyclopenta[d]pyrimidin-2-amine (*Example 23*) was separated by multiple chiral SFC injections (OJ-H 30 x 250mm, 5 μM, 45% MeOH (0.1% DEA)/CO₂) to give *N*-(4-(4-chloro-1H-imidazol-1-yl)-3-methoxyphenyl)-4-(2-ethylpyrrolidin-1-yl)-7-(4-fluorophenyl)-6,7-dihydro-5H-cyclopenta[d]pyrimidin-2-amine (first to elute, enantiomer A) as a brown oil. LC-MS (M+H)⁺ = 533.3. ¹H NMR (500 MHz, MeOD) δ ppm 7.60 - 7.70 (2 H, m), 7.17 - 7.26 (4 H, m), 7.14 (1 H, d, *J*=8.55 Hz), 6.98 - 7.07 (2 H, m), 4.26 - 4.36 (1 H, m), 4.09 (1 H, t, *J*=8.24 Hz), 3.83 - 3.92 (1 H, m), 3.70 - 3.79 (1 H, m), 3.63 (3 H, s), 3.15 - 3.25 (1 H, m), 3.04 (1 H, ddd, *J*=14.80, 7.63, 7.48 Hz), 2.48 - 2.60 (1 H, m, *J*=12.86, 8.60, 8.60, 4.12 Hz), 1.76 - 2.12 (6 H, m), 1.40 - 1.53 (1 H, m), 0.94 - 1.00 (3 H, m). The absolute stereochemistry of *Example 23A* was not determined.

25

Example 23B

N-(4-(4-chloro-1*H*-imidazol-1-yl)-3-methoxyphenyl)-4-(2-ethylpyrrolidin-1-yl)-7-(4-fluorophenyl)-6,7-dihydro-5*H*-cyclopenta[*d*]pyrimidin-2-amine

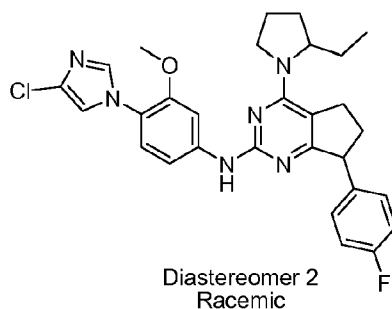


Enantiomer B of Example 23

5 *N*-(4-(4-chloro-1*H*-imidazol-1-yl)-3-methoxyphenyl)-4-(2-ethylpyrrolidin-1-yl)-7-(4-fluorophenyl)-6,7-dihydro-5*H*-cyclopenta[*d*]pyrimidin-2-amine (*Example 23*) was separated by multiple chiral SFC injections (OJ-H 30 x 250mm, 5 μ M, 45% MeOH (0.1% DEA)/CO₂) to give *N*-(4-(4-chloro-1*H*-imidazol-1-yl)-3-methoxyphenyl)-4-(2-ethylpyrrolidin-1-yl)-7-(4-fluorophenyl)-6,7-dihydro-5*H*-cyclopenta[*d*]pyrimidin-2-amine (second to elute, enantiomer B) as a brown oil. LC-MS (M+H)⁺ = 533.3. ¹H NMR (500 MHz, MeOD) δ ppm 7.60 - 7.70 (2 H, m), 7.18 - 7.27 (4 H, m), 7.14 (1 H, d, *J*=8.55 Hz), 7.03 (2 H, t, *J*=8.70 Hz), 4.31 (1 H, br. s.), 4.04 - 4.13 (1 H, m), 3.81 - 3.91 (1 H, m), 3.70 - 3.80 (1 H, m), 3.63 (3 H, s), 3.16 - 3.26 (1 H, m), 3.05 (1 H, ddd, *J*=14.65, 7.78, 7.48 Hz), 2.54 (1 H, dddd, *J*=12.78, 8.70, 8.58, 4.12 Hz), 1.76 - 2.14 (6 H, m), 1.41 - 1.54 (1 H, m), 0.97 (3 H, t, *J*=7.32 Hz). The absolute stereochemistry of *Example 23B* was not determined.

Example 24

N-(4-(4-chloro-1*H*-imidazol-1-yl)-3-methoxyphenyl)-4-(2-ethylpyrrolidin-1-yl)-7-(4-fluorophenyl)-6,7-dihydro-5*H*-cyclopenta[*d*]pyrimidin-2-amine

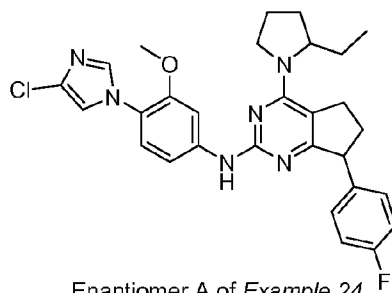


Diastereomer 2
Racemic

2-chloro-4-(2-ethylpyrrolidin-1-yl)-7-(4-fluorophenyl)-6,7-dihydro-5H-cyclopenta[d]pyrimidine (*Preparation Hf2*) (80 mg, 0.231 mmol) and 4-(4-chloro-1H-imidazol-1-yl)-3-methoxyaniline (*Preparation A*) (67.3 mg, 0.301 mmol) were combined and purified as per *Example 16* to give N-(4-(4-chloro-1H-imidazol-1-yl)-3-methoxyphenyl)-4-(2-ethylpyrrolidin-1-yl)-7-(4-fluorophenyl)-6,7-dihydro-5H-cyclopenta[d]pyrimidin-2-amine, TFA (racemic, diastereomer 2) (39.54 mg, 0.061 mmol, 26.4 % yield) as a brown solid. LC-MS (M+H)⁺ = 533.3. ¹H NMR (500 MHz, MeOD) δ ppm 7.78 (1 H, s), 7.28 - 7.44 (5 H, m), 7.17 (3 H, t, J=8.09 Hz), 4.46 (2 H, br. s.), 4.00 (2 H, br. s.), 3.88 (3 H, s), 3.37 (1 H, br. s.), 2.73 (2 H, br. s.), 2.09 (6 H, d, J=4.27 Hz), 1.27 - 1.73 (1 H, m), 0.87 (3 H, br. s.). The relative stereochemistry of *Example 24* was not determined.

Example 24A

N-(4-(4-chloro-1H-imidazol-1-yl)-3-methoxyphenyl)-4-(2-ethylpyrrolidin-1-yl)-7-(4-fluorophenyl)-6,7-dihydro-5H-cyclopenta[d]pyrimidin-2-amine

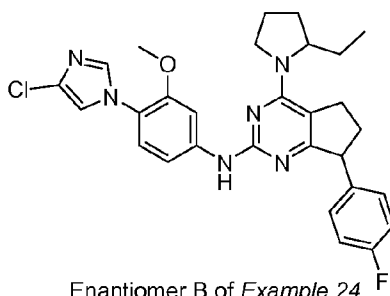


N-(4-(4-chloro-1H-imidazol-1-yl)-3-methoxyphenyl)-4-(2-ethylpyrrolidin-1-yl)-7-(4-fluorophenyl)-6,7-dihydro-5H-cyclopenta[d]pyrimidin-2-amine (*Example 24*) was separated by multiple chiral SFC injections (OJ-H 30 x 250mm, 5 μM, 45% MeOH (0.1% DEA)/CO₂) to give N-(4-(4-chloro-1H-imidazol-1-yl)-3-methoxyphenyl)-4-(2-ethylpyrrolidin-1-yl)-7-(4-fluorophenyl)-6,7-dihydro-5H-cyclopenta[d]pyrimidin-2-amine (first to elute, enantiomer A) as a brown oil. LC-MS (M+H)⁺ = 533.3. ¹H NMR (500 MHz, MeOD) δ ppm 7.58 - 7.71 (2 H, m), 7.16 - 7.26 (4 H, m), 7.10 - 7.16 (1 H, m), 6.97 - 7.08 (2 H, m), 4.29 - 4.39 (1 H, m), 4.14 (1 H, t, J=8.39 Hz), 3.82 - 3.93 (1 H, m), 3.72 - 3.82 (1 H, m), 3.61 (3 H, s), 3.17 - 3.26 (1 H, m), 3.12 (1 H, ddd, J=14.80, 7.63, 7.48 Hz), 2.56 (1 H, dddd, J=12.70, 8.70, 8.51, 3.97 Hz), 1.79 - 2.09 (6 H, m), 1.40 - 1.56 (1 H, m),

0.97 (3 H, t, $J=7.32$ Hz). The absolute stereochemistry of *Example 24A* was not determined.

Example 24B

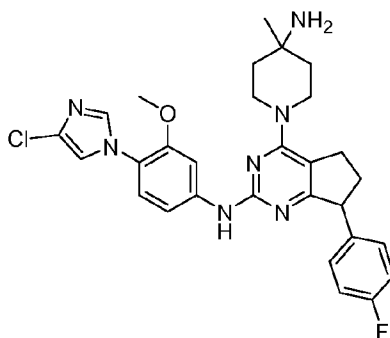
- 5 *N*-(4-(4-chloro-1H-imidazol-1-yl)-3-methoxyphenyl)-4-(2-ethylpyrrolidin-1-yl)-7-(4-fluorophenyl)-6,7-dihydro-5H-cyclopenta[d]pyrimidin-2-amine



- N*-(4-(4-chloro-1H-imidazol-1-yl)-3-methoxyphenyl)-4-(2-ethylpyrrolidin-1-yl)-7-(4-fluorophenyl)-6,7-dihydro-5H-cyclopenta[d]pyrimidin-2-amine (*Example 24*) was
- 10 separated by multiple chiral SFC injections (OJ-H 30 x 250mm, 5 μ M, 45% MeOH (0.1% DEA)/CO₂) to give *N*-(4-(4-chloro-1H-imidazol-1-yl)-3-methoxyphenyl)-4-(2-ethylpyrrolidin-1-yl)-7-(4-fluorophenyl)-6,7-dihydro-5H-cyclopenta[d]pyrimidin-2-amine (second to elute, enantiomer B) as a brown oil. LC-MS ($M+H$)⁺ = 533.3. ¹H NMR (500 MHz, MeOD) δ ppm 7.59 - 7.70 (2 H, m), 7.16 - 7.27 (4 H, m), 7.11 - 7.16 (1 H, m), 7.03
- 15 (2 H, t, $J=8.70$ Hz), 4.29 - 4.37 (1 H, m), 4.09 - 4.18 (1 H, m), 3.83 - 3.92 (1 H, m), 3.73 - 3.81 (1 H, m), 3.61 (3 H, s), 3.16 - 3.27 (1 H, m), 3.06 - 3.16 (1 H, m), 2.50 - 2.61 (1 H, m, $J=12.74$, 8.58, 8.58, 3.97 Hz), 1.80 - 2.10 (6 H, m), 1.42 - 1.55 (1 H, m), 0.97 (3 H, t, $J=7.48$ Hz). The absolute stereochemistry of *Example 24B* was not determined.

- 20 *Example 25*

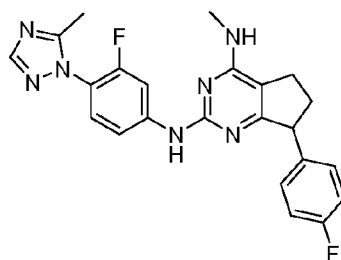
4-(4-amino-4-methylpiperidin-1-yl)-*N*-(4-(4-chloro-1H-imidazol-1-yl)-3-methoxyphenyl)-7-(4-fluorophenyl)-6,7-dihydro-5H-cyclopenta[d]pyrimidin-2-amine



tert-butyl 1-(2-chloro-7-(4-fluorophenyl)-6,7-dihydro-5H-cyclopenta[d]pyrimidin-4-yl)-4-methylpiperidin-4-ylcarbamate (*Preparation Hg*) (363 mg, 0.787 mmol) in and 4-(4-chloro-1H-imidazol-1-yl)-3-methoxyaniline (*Preparation A*) (229 mg, 1.024 mmol) were combined and purified as per *Example 16* to give 4-(4-amino-4-methylpiperidin-1-yl)-N-(4-(4-chloro-1H-imidazol-1-yl)-3-methoxyphenyl)-7-(4-fluorophenyl)-6,7-dihydro-5H-cyclopenta[d]pyrimidin-2-amine, TFA (66.5 mg, 0.100 mmol, 12.76 % yield) as a slightly yellow solid. LC-MS (M+H)⁺ = 548.2. ¹H NMR (500 MHz, MeOD) δ ppm 7.82 (1 H, d, *J*=2.14 Hz), 7.68 (1 H, s), 7.20 - 7.27 (3 H, m), 7.17 (1 H, d, *J*=8.55 Hz), 7.00 - 7.09 (3 H, m), 4.15 - 4.33 (4 H, m), 3.58 (3 H, s), 3.44 - 3.56 (2 H, m), 3.02 - 3.21 (2 H, m), 2.61 (1 H, dd, *J*=8.55, 4.27 Hz), 2.01 (1 H, dd, *J*=12.51, 8.24 Hz), 1.81 - 1.91 (4 H, m), 1.38 - 1.48 (2 H, m).

Example 26

*N*²-(3-fluoro-4-(5-methyl-1H-1,2,4-triazol-1-yl)phenyl)-7-(4-fluorophenyl)-*N*⁴-methyl-6,7-dihydro-5H-cyclopenta[d]pyrimidine-2,4-diamine

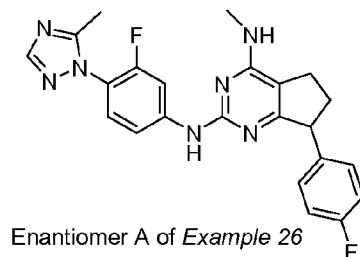


To a solution of 2-chloro-7-(4-fluorophenyl)-N-methyl-6,7-dihydro-5H-cyclopenta[d]pyrimidin-4-amine (*Preparation Hh*) (144 mg, 0.518 mmol) in Dioxane (2469 μL) was added 3-fluoro-4-(5-methyl-1H-1,2,4-triazol-1-yl)aniline (*Preparation C*) (100 mg, 0.518 mmol), Tris(dibenzylideneacetone)dipalladium(0) (23.74 mg, 0.026

mmol), 9,9-Dimethyl-4,5-bis(diphenylphosphino)xanthene (30.0 mg, 0.052 mmol), Na₂CO₃ (82 mg, 0.778 mmol), and water (494 μ L). The resulting mixture was heated to 110 °C and stirred overnight. The reaction was then diluted with water (10 mL) and extracted with EtOAc (3 x 5 mL). The combined organic extracts were washed with
 5 brine (10 mL), dried over MgSO₄, filtered and concentrated *in vacuo*. Purification by prep HPLC (C18, 50 X 250mm, MeOH/H₂O/TFA) gave N²-(3-fluoro-4-(5-methyl-1H-1,2,4-triazol-1-yl)phenyl)-7-(4-fluorophenyl)-N⁴-methyl-6,7-dihydro-5H-cyclopenta[d]pyrimidine-2,4-diamine, TFA (170 mg, 0.311 mmol, 59.9 % yield). LC-MS (M+H)⁺ = 434.2. ¹H NMR (500 MHz, CDCl₃) δ ppm 8.06 (1 H, s), 7.96 (1 H, dd, *J*=12.51, 2.14 Hz), 7.48 - 7.59 (2 H, m), 7.26 - 7.33 (2 H, m), 7.09 - 7.18 (2 H, m), 4.46 - 4.54 (1 H, m), 3.17 (3 H, s), 2.87 - 2.97 (1 H, m), 2.74 - 2.85 (2 H, m), 2.40 (3 H, s), 2.09 - 2.21 (1 H, m).
 10

Example 26A

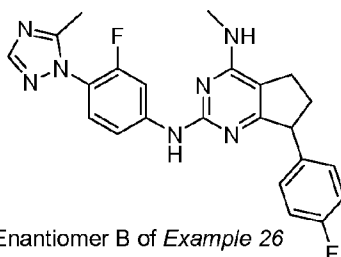
15 N²-(3-fluoro-4-(5-methyl-1H-1,2,4-triazol-1-yl)phenyl)-7-(4-fluorophenyl)-N⁴-methyl-6,7-dihydro-5H-cyclopenta[d]pyrimidine-2,4-diamine



N²-(3-fluoro-4-(5-methyl-1H-1,2,4-triazol-1-yl)phenyl)-7-(4-fluorophenyl)-N⁴-methyl-6,7-dihydro-5H-cyclopenta[d]pyrimidine-2,4-diamine (Example 26) was
 20 separated by multiple chiral prep HPLC injections (OJ-H 30 x 250mm, 10 μ M, EtOH/Hcptane) to give N²-(3-fluoro-4-(5-methyl-1H-1,2,4-triazol-1-yl)phenyl)-7-(4-fluorophenyl)-N⁴-methyl-6,7-dihydro-5H-cyclopenta[d]pyrimidine-2,4-diamine, TFA (first to elute, enantiomer A) as a clear, colorless glass. LC-MS (M+H)⁺ = 434.2. ¹H NMR (500 MHz, MeOD) δ ppm 8.03 - 8.13 (2 H, m), 7.41 - 7.47 (2 H, m), 7.23 - 7.30 (2 H, m), 7.04 - 7.14 (2 H, m), 4.33 (1 H, t, *J*=7.93 Hz), 3.12 (3 H, s), 2.81 - 2.92 (1 H, m), 2.67 - 2.81 (2 H, m), 2.40 (3 H, s). The absolute stereochemistry of Example 26A was not determined.
 25

Example 26B

*N*²-(3-fluoro-4-(5-methyl-1*H*-1,2,4-triazol-1-yl)phenyl)-7-(4-fluorophenyl)-*N*⁴-methyl-6,7-dihydro-5*H*-cyclopenta[*d*]pyrimidine-2,4-diamine



5

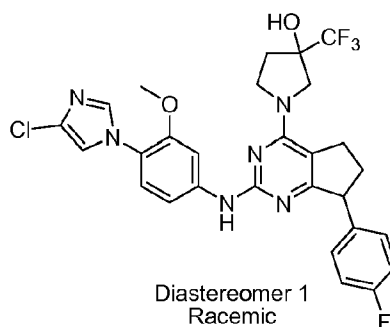
*N*²-(3-fluoro-4-(5-methyl-1*H*-1,2,4-triazol-1-yl)phenyl)-7-(4-fluorophenyl)-*N*⁴-methyl-6,7-dihydro-5*H*-cyclopenta[*d*]pyrimidine-2,4-diamine (Example 26) was separated by multiple chiral prep HPLC injections (OJ-H 30 x 250mm, 10 μ M, EtOH/Heptane) to give *N*²-(3-fluoro-4-(5-methyl-1*H*-1,2,4-triazol-1-yl)phenyl)-7-(4-fluorophenyl)-*N*⁴-methyl-6,7-dihydro-5*H*-cyclopenta[*d*]pyrimidine-2,4-diamine, TFA (second to elute, enantiomer B) as a clear, colorless glass. LC-MS ($M+H$)⁺ = 434.2. ¹H NMR (500 MHz, *MeOD*) δ ppm 8.03 - 8.10 (2 H, m), 7.43 - 7.48 (2 H, m), 7.24 - 7.30 (2 H, m), 7.06 - 7.14 (2 H, m), 4.37 (1 H, t, *J*=7.78 Hz), 3.14 (3 H, s), 2.83 - 2.92 (1 H, m), 2.69 - 2.80 (2 H, m), 2.40 (3 H, s), 2.05 - 2.16 (1 H, m). The absolute stereochemistry of

10

15 Example 26B was not determined.

Example 27

1-(2-(4-(4-chloro-1*H*-imidazol-1-yl)-3-methoxyphenylamino)-7-(4-fluorophenyl)-6,7-dihydro-5*H*-cyclopenta[*d*]pyrimidin-4-yl)-3-(trifluoromethyl)pyrrolidin-3-ol

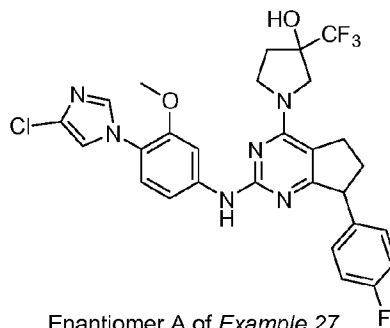


20

1-(2-chloro-7-(4-fluorophenyl)-6,7-dihydro-5H-cyclopenta[d]pyrimidin-4-yl)-3-(trifluoromethyl)pyrrolidin-3-ol (*Preparation Hi*) (245 mg, 0.610 mmol) and 4-(4-chloro-1H-imidazol-1-yl)-3-methoxyaniline (*Preparation A*) (177 mg, 0.793 mmol) were combined and purified as per *Example 16* to give 1-(2-(4-(4-chloro-1H-imidazol-1-yl)-3-methoxyphenylamino)-7-(4-fluorophenyl)-6,7-dihydro-5H-cyclopenta[d]pyrimidin-4-yl)-3-(trifluoromethyl)pyrrolidin-3-ol, TFA (first to elute, diastereomer A) (51.4 mg, 0.073 mmol) as a clear, colorless glass. LC-MS (M+H)⁺ = 589.1. ¹H NMR (500 MHz, MeOD) δ ppm 7.97 (1 H, s), 7.67 (1 H, s), 7.17 - 7.26 (3 H, m), 7.14 (1 H, d, *J*=8.55 Hz), 7.04 (2 H, t, *J*=8.70 Hz), 6.91 (1 H, d, *J*=8.55 Hz), 4.14 (2 H, t, *J*=8.85 Hz), 3.93 - 4.06 (3 H, m), 3.58 - 3.68 (3 H, m), 3.21 - 3.31 (1 H, m), 3.09 - 3.21 (1 H, m), 2.51 - 2.63 (1 H, m), 2.28 - 2.41 (1 H, m), 2.16 (1 H, dd, *J*=12.82, 6.41 Hz), 1.95 (1 H, dq, *J*=12.82, 8.55 Hz). The relative stereochemistry of *Example 27* was not determined.

Example 27A

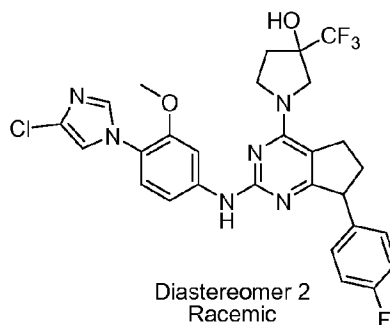
1-(2-(4-(4-chloro-1H-imidazol-1-yl)-3-methoxyphenylamino)-7-(4-fluorophenyl)-6,7-dihydro-5H-cyclopenta[d]pyrimidin-4-yl)-3-(trifluoromethyl)pyrrolidin-3-ol



1-(2-(4-(4-chloro-1H-imidazol-1-yl)-3-methoxyphenylamino)-7-(4-fluorophenyl)-6,7-dihydro-5H-cyclopenta[d]pyrimidin-4-yl)-3-(trifluoromethyl)pyrrolidin-3-ol (*Example 12*) was separated by multiple chiral SFC injections (OJ-H 30 x 250mm, 5 μM, 45% MeOH (0.1% DEA)/CO₂) to give 1-(2-(4-(4-chloro-1H-imidazol-1-yl)-3-methoxyphenylamino)-7-(4-fluorophenyl)-6,7-dihydro-5H-cyclopenta[d]pyrimidin-4-yl)-3-(trifluoromethyl)pyrrolidin-3-ol (first to elute, enantiomer A) (11.34 mg, 0.019 mmol) as an opaque glass. LC-MS (M+H)⁺ = 589.1. The absolute stereochemistry of *Example 27A* was not determined.

Example 28

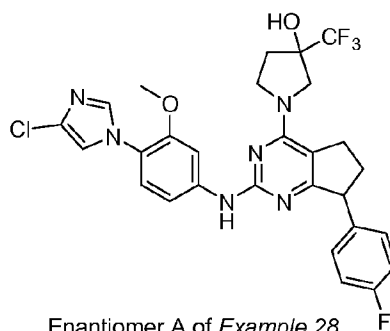
1-(2-(4-(4-chloro-1H-imidazol-1-yl)-3-methoxyphenylamino)-7-(4-fluorophenyl)-6,7-dihydro-5H-cyclopenta[d]pyrimidin-4-yl)-3-(trifluoromethyl)pyrrolidin-3-ol



- 5 1-(2-chloro-7-(4-fluorophenyl)-6,7-dihydro-5H-cyclopenta[d]pyrimidin-4-yl)-3-(trifluoromethyl)pyrrolidin-3-ol (*Preparation Hi*) (245 mg, 0.610 mmol) and 4-(4-chloro-1H-imidazol-1-yl)-3-methoxyaniline (*Preparation A*) (177 mg, 0.793 mmol) were combined and purified as per *Example 16* to give 1-(2-(4-(4-chloro-1H-imidazol-1-yl)-3-methoxyphenylamino)-7-(4-fluorophenyl)-6,7-dihydro-5H-cyclopenta[d]pyrimidin-4-yl)-3-(trifluoromethyl)pyrrolidin-3-ol, TFA (second to elute, diastereomer 2) (51.1 mg, 0.073 mmol) as a white solid. LC-MS (M+H)⁺ = 589.1. ¹H NMR (500 MHz, *MeOD*) δ ppm 7.96 (1 H, d, *J*=1.83 Hz), 7.68 (1 H, d, *J*=1.53 Hz), 7.19 - 7.27 (3 H, m), 7.15 (1 H, d, *J*=8.55 Hz), 7.04 (2 H, t, *J*=8.70 Hz), 6.95 (1 H, dd, *J*=8.55, 2.14 Hz), 4.10 - 4.21 (2 H, m), 3.95 - 4.04 (3 H, m), 3.61 - 3.69 (3 H, m), 3.27 - 3.32 (1 H, m), 3.08 - 3.20 (1 H, m), 2.57 (1 H, dddd, *J*=13.16, 8.74, 8.62, 4.58 Hz), 2.37 (1 H, dt, *J*=12.89, 9.88 Hz), 2.18 (1 H, dd, *J*=12.82, 6.41 Hz), 1.93 - 2.05 (1 H, m). The relative stereochemistry of *Example 28* was not determined.

Example 28A

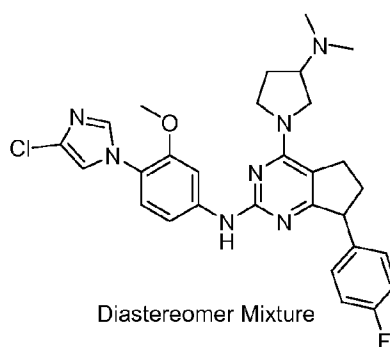
- 20 1-(2-(4-(4-chloro-1H-imidazol-1-yl)-3-methoxyphenylamino)-7-(4-fluorophenyl)-6,7-dihydro-5H-cyclopenta[d]pyrimidin-4-yl)-3-(trifluoromethyl)pyrrolidin-3-ol

Enantiomer A of *Example 28*

1-(2-(4-(4-chloro-1H-imidazol-1-yl)-3-methoxyphenylamino)-7-(4-fluorophenyl)-6,7-dihydro-5H-cyclopenta[d]pyrimidin-4-yl)-3-(trifluoromethyl)pyrrolidin-3-ol (*Example 28*) was separated by multiple chiral SFC injections (OJ-H 30 x 250mm, 5 μ M, 45% MeOH (0.1% DEA)/CO₂) to give 1-(2-(4-(4-chloro-1H-imidazol-1-yl)-3-methoxyphenylamino)-7-(4-fluorophenyl)-6,7-dihydro-5H-cyclopenta[d]pyrimidin-4-yl)-3-(trifluoromethyl)pyrrolidin-3-ol (first to elute, enantiomer A) (17.18 g, 29.2 mmol) as an opaque glass. LC-MS (M+H)⁺ = 589.1. The absolute stereochemistry of *Example 28A* was not determined.

Example 29

N-(4-(4-chloro-1H-imidazol-1-yl)-3-methoxyphenyl)-4-(3-(dimethylamino)pyrrolidin-1-yl)-7-(4-fluorophenyl)-6,7-dihydro-5H-cyclopenta[d]pyrimidin-2-amine



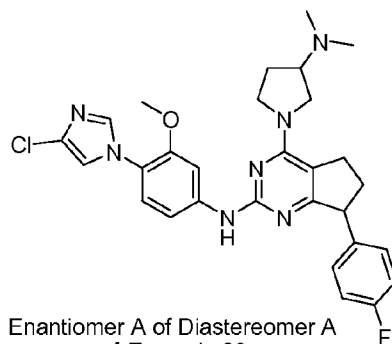
Diastereomer Mixture

1-(2-chloro-7-(4-fluorophenyl)-6,7-dihydro-5H-cyclopenta[d]pyrimidin-4-yl)-N,N-dimethylpyrrolidin-3-amine (*Preparation Hj*) (109 mg, 0.302 mmol) and 4-(4-chloro-1H-imidazol-1-yl)-3-methoxyaniline (*Preparation A*) (67.6 mg, 0.302 mmol) were combined and purified as per *Example 26* to give *N*-(4-(4-chloro-1H-imidazol-1-yl)-3-methoxyphenyl)-4-(3-(dimethylamino)pyrrolidin-1-yl)-7-(4-fluorophenyl)-6,7-dihydro-5H-cyclopenta[d]pyrimidin-2-amine, TFA (88 mg, 0.133 mmol, 44.0 % yield) as a

scrapable tan glass. LC-MS (M+H)⁺ = 548.3. ¹H NMR (500 MHz, MeOD) δ ppm 7.79 (1 H, s), 7.38 - 7.44 (2 H, m), 7.29 - 7.36 (3 H, m), 7.24 - 7.29 (1 H, m), 7.11 - 7.19 (2 H, m), 4.39 - 4.51 (2 H, m), 4.28 (1 H, br. s.), 4.05 - 4.17 (2 H, m), 4.00 (1 H, d, J=2.44 Hz), 3.86 (3 H, s), 3.22 - 3.47 (2 H, m), 3.02 (3 H, s), 2.76 (1 H, br. s.), 2.60 (1 H, br. s.), 2.39 (1 H, br. s.), 2.13 (1 H, br. s.).

Example 29A

N-(4-(4-chloro-1H-imidazol-1-yl)-3-methoxyphenyl)-4-(3-(dimethylamino)pyrrolidin-1-yl)-7-(4-fluorophenyl)-6,7-dihydro-5H-cyclopenta[d]pyrimidin-2-amine



10

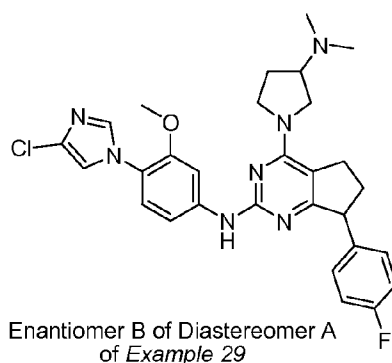
N-(4-(4-chloro-1H-imidazol-1-yl)-3-methoxyphenyl)-4-(3-(dimethylamino)pyrrolidin-1-yl)-7-(4-fluorophenyl)-6,7-dihydro-5H-cyclopenta[d]pyrimidin-2-amine (*Example 29*) was separated first by multiple chiral HPLC injections (OJ-H 30 x 250mm, 30% EtOH/Heptane) to give *N*-(4-(4-chloro-1H-imidazol-1-yl)-3-methoxyphenyl)-4-(3-(dimethylamino)pyrrolidin-1-yl)-7-(4-fluorophenyl)-6,7-dihydro-5H-cyclopenta[d]pyrimidin-2-amine (first to elute, diastereomer A) which was then separated by multiple chiral SFC injections (IB 30 x 250mm, 5 μM, 35% 50 :50 MeOH:MeCN/(0.1% DEA)CO₂) to give *N*-(4-(4-chloro-1H-imidazol-1-yl)-3-methoxyphenyl)-4-(3-(dimethylamino)pyrrolidin-1-yl)-7-(4-fluorophenyl)-6,7-dihydro-5H-cyclopenta[d]pyrimidin-2-amine (first to elute, enantiomer A) as a clear, colorless glass. LC-MS (M+H)⁺ = 548.3. ¹H NMR (500 MHz, MeOD) δ ppm 7.83 (1 H, d, J=2.14 Hz), 7.67 (1 H, d, J=1.22 Hz), 7.18 - 7.26 (3 H, m), 7.15 (1 H, d, J=8.55 Hz), 7.00 - 7.10 (3 H, m), 4.00 - 4.16 (3 H, m), 3.69 - 3.80 (1 H, m), 3.58 - 3.66 (3 H, m), 3.52 (1 H, t, J=9.31 Hz), 3.26 - 3.31 (1 H, m), 3.06 - 3.17 (1 H, m), 2.83 - 2.94 (1 H, m), 2.49 - 2.61 (1 H, m, J=13.08, 8.64, 8.64, 4.43 Hz), 2.35 (6 H, s), 2.21 - 2.30 (1

25

H, m), 1.83 - 2.03 (2 H, m), 1.33 - 1.41 (1 H, m). The absolute stereochemistry of *Example 29A* was not determined.

Example 29B

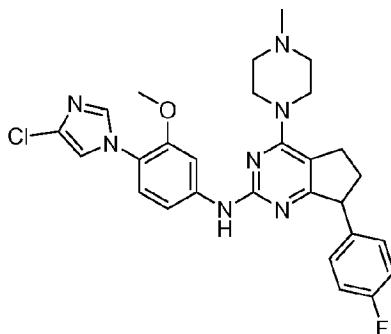
- 5 *N*-(4-(4-chloro-1*H*-imidazol-1-yl)-3-methoxyphenyl)-4-(3-(dimethylamino)pyrrolidin-1-yl)-7-(4-fluorophenyl)-6,7-dihydro-5*H*-cyclopenta[*d*]pyrimidin-2-amine



- N*-(4-(4-chloro-1*H*-imidazol-1-yl)-3-methoxyphenyl)-4-(3-(dimethylamino)pyrrolidin-1-yl)-7-(4-fluorophenyl)-6,7-dihydro-5*H*-cyclopenta[*d*]pyrimidin-2-amine (*Example 29*) was separated first by multiple chiral HPLC injections (OJ-H 30 x 250mm, 30% EtOH/Heptane) to give *N*-(4-(4-chloro-1*H*-imidazol-1-yl)-3-methoxyphenyl)-4-(3-(dimethylamino)pyrrolidin-1-yl)-7-(4-fluorophenyl)-6,7-dihydro-5*H*-cyclopenta[*d*]pyrimidin-2-amine (first to elute, diastereomer A) which was then separated by multiple chiral SFC injections (IB 30 x 250mm, 5 M, 35% 50 :50 MeOH:MeCN/(0.1% DEA)CO₂) to give *N*-(4-(4-chloro-1*H*-imidazol-1-yl)-3-methoxyphenyl)-4-(3-(dimethylamino)pyrrolidin-1-yl)-7-(4-fluorophenyl)-6,7-dihydro-5*H*-cyclopenta[*d*]pyrimidin-2-amine (second to elute, enantiomer B) as a clear, colorless glass. LC-MS (M+H)⁺ = 548.3. ¹H NMR (500 MHz, MeOD) δ ppm 7.85 (1 H, d, *J*=2.14 Hz), 7.67 (1 H, d, *J*=1.53 Hz), 7.17 - 7.24 (3 H, m), 7.12 - 7.17 (1 H, m), 6.99 - 7.08 (3 H, m), 3.99 - 4.18 (3 H, m), 3.68 - 3.79 (1 H, m), 3.58 (3 H, s), 3.48 - 3.56 (1 H, m), 3.21 - 3.30 (1 H, m), 3.10 - 3.21 (1 H, m), 2.81 - 2.94 (1 H, m), 2.49 - 2.62 (1 H, m), 2.36 (6 H, s), 2.21 - 2.31 (1 H, m), 1.82 - 1.99 (2 H, m). The absolute stereochemistry of *Example 29B* was not determined.

Example 30

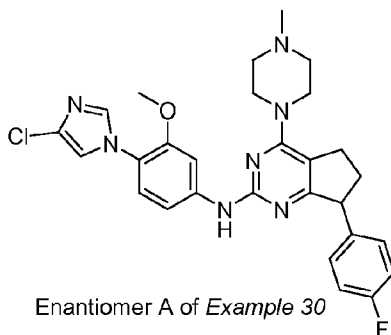
N-(4-(4-chloro-1*H*-imidazol-1-yl)-3-methoxyphenyl)-7-(4-fluorophenyl)-4-(4-methylpiperazin-1-yl)-6,7-dihydro-5*H*-cyclopenta[*d*]pyrimidin-2-amine



2-chloro-7-(4-fluorophenyl)-4-(4-methylpiperazin-1-yl)-6,7-dihydro-5*H*-cyclopenta[*d*]pyrimidine (*Preparation Hk*) (109 mg, 0.314 mmol) and 4-(4-chloro-1*H*-imidazol-1-yl)-3-methoxyaniline (*Preparation A*) (70.3 mg, 0.314 mmol) were combined and purified as per *Example 26* to give *N*-(4-(4-chloro-1*H*-imidazol-1-yl)-3-methoxyphenyl)-7-(4-fluorophenyl)-4-(4-methylpiperazin-1-yl)-6,7-dihydro-5*H*-cyclopenta[*d*]pyrimidin-2-amine, TFA (104 mg, 0.160 mmol, 51.1 % yield) as a scrapable tan glass. LC-MS ($M+H$)⁺ = 534.3. ¹H NMR (500 MHz, *MeOD*) δ ppm 7.79 (1 H, s), 7.52 (1 H, s), 7.26 - 7.36 (4 H, m), 7.08 - 7.16 (3 H, m), 4.41 (1 H, t, *J*=8.09 Hz), 3.73 (3 H, s), 3.37 - 3.63 (7 H, m), 3.09 - 3.28 (3 H, m), 2.97 - 3.03 (3 H, m), 2.67 - 2.79 (1 H, m), 2.05 - 2.20 (1 H, m).

Example 30A

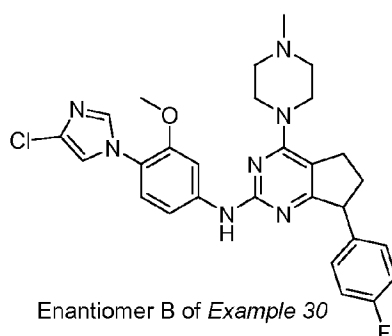
N-(4-(4-chloro-1*H*-imidazol-1-yl)-3-methoxyphenyl)-7-(4-fluorophenyl)-4-(4-methylpiperazin-1-yl)-6,7-dihydro-5*H*-cyclopenta[*d*]pyrimidin-2-amine



N-(4-(4-chloro-1H-imidazol-1-yl)-3-methoxyphenyl)-7-(4-fluorophenyl)-4-(4-methylpiperazin-1-yl)-6,7-dihydro-5H-cyclopenta[d]pyrimidin-2-amine (*Example 30*) was separated by multiple chiral prep HPLC injections (OJ-H 30 x 250mm, 10 μ M, 30% EtOH/Heptane) to give N-(4-(4-chloro-1H-imidazol-1-yl)-3-methoxyphenyl)-7-(4-fluorophenyl)-4-(4-methylpiperazin-1-yl)-6,7-dihydro-5H-cyclopenta[d]pyrimidin-2-amine, TFA (first to elute, enantiomer A) (21.6 mg, 0.033 mmol) as a scrapable tan glass. LC-MS (M+H)⁺ = 534.3. ¹H NMR (500 MHz, *MeOD*) δ ppm 7.77 (1 H, br. s.), 7.69 (1 H, s), 7.23 - 7.31 (3 H, m), 7.21 (1 H, d, *J*=8.55 Hz), 6.99 - 7.15 (3 H, m), 4.27 (1 H, t, *J*=8.39 Hz), 3.61 - 3.78 (1 H, m), 3.56 (3 H, s), 3.38 - 3.53 (3 H, m), 3.23 - 3.38 (5 H, m), 3.03 - 3.21 (2 H, m), 2.98 (3 H, s), 2.67 (1 H, dt, *J*=8.47, 4.16 Hz), 1.99 - 2.13 (1 H, m). The absolute stereochemistry of *Example 30A* was not determined.

Example 30B

N-(4-(4-chloro-1H-imidazol-1-yl)-3-methoxyphenyl)-7-(4-fluorophenyl)-4-(4-methylpiperazin-1-yl)-6,7-dihydro-5H-cyclopenta[d]pyrimidin-2-amine

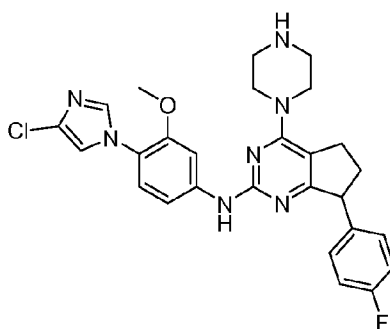


N-(4-(4-chloro-1H-imidazol-1-yl)-3-methoxyphenyl)-7-(4-fluorophenyl)-4-(4-methylpiperazin-1-yl)-6,7-dihydro-5H-cyclopenta[d]pyrimidin-2-amine (*Example 30*) was separated by multiple chiral prep HPLC injections (OJ-H 30 x 250mm, 10 μ M, 30% EtOH/Heptane) to give N-(4-(4-chloro-1H-imidazol-1-yl)-3-methoxyphenyl)-7-(4-fluorophenyl)-4-(4-methylpiperazin-1-yl)-6,7-dihydro-5H-cyclopenta[d]pyrimidin-2-amine, TFA (second to elute, enantiomer B) (21.6 mg, 0.033 mmol) as a scrapable tan glass. LC-MS (M+H)⁺ = 534.3. ¹H NMR (500 MHz, *MeOD*) δ ppm 7.81 (1 H, d, *J*=2.14 Hz), 7.68 (1 H, d, *J*=1.53 Hz), 7.22 - 7.29 (3 H, m), 7.16 - 7.21 (1 H, m), 7.00 - 7.11 (3 H, m), 4.24 (1 H, t, *J*=8.55 Hz), 3.57 - 3.70 (1 H, m), 3.53 (3 H, s), 3.46 (3 H, br. s.), 3.27 -

3.36 (5 H, m), 3.02 - 3.18 (2 H, m), 2.98 (3 H, s), 2.60 - 2.72 (1 H, m), 2.00 - 2.10 (1 H, m). The absolute stereochemistry of *Example 30B* was not determined.

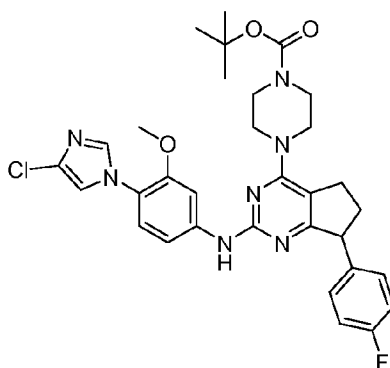
Example 31

- 5 *N*-(4-(4-chloro-1H-imidazol-1-yl)-3-methoxyphenyl)-7-(4-fluorophenyl)-4-(piperazin-1-yl)-6,7-dihydro-5H-cyclopenta[d]pyrimidin-2-amine



Intermediate 31-1

- tert-butyl 4-(2-(4-(4-chloro-1H-imidazol-1-yl)-3-methoxyphenylamino)-7-(4-fluorophenyl)-6,7-dihydro-5H-cyclopenta[d]pyrimidin-4-yl)piperazine-1-carboxylate



- tert-butyl 4-(2-chloro-7-(4-fluorophenyl)-6,7-dihydro-5H-cyclopenta[d]pyrimidin-4-yl)piperazine-1-carboxylate (*Preparation H1*) (117 mg, 0.270 mmol) and 4-(4-chloro-1H-imidazol-1-yl)-3-methoxyaniline (*Preparation A*) (60.4 mg, 0.270 mmol) were combined as per *Example 26* to give tert-butyl 4-(2-(4-(4-chloro-1H-imidazol-1-yl)-3-methoxyphenylamino)-7-(4-fluorophenyl)-6,7-dihydro-5H-cyclopenta[d]pyrimidin-4-yl)piperazine-1-carboxylate (104 mg, 0.168 mmol, 62.1 % yield) crude without purification. LC-MS (M+H)⁺ = 620.4.

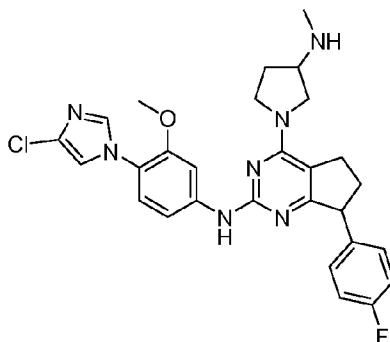
Example 31

To a solution of tert-butyl 4-(2-(4-(4-chloro-1H-imidazol-1-yl)-3-methoxyphenylamino)-7-(4-fluorophenyl)-6,7-dihydro-5H-cyclopenta[d]pyrimidin-4-yl)piperazine-1-carboxylate (*Intermediate 31-1*) (167 mg, 0.270 mmol) in DCM (5 mL) was added TFA (500 μ L, 6.49 mmol). The reaction mixture was stirred at RT for 1 h.

- 5 The mixture was then concentrated *in vacuo*. Purification by prep HPLC (Waters Sunfire C18, 50 X 250mm, MeOH/H₂O/TFA) gave N-(4-(4-chloro-1H-imidazol-1-yl)-3-methoxyphenyl)-7-(4-fluorophenyl)-4-(piperazin-1-yl)-6,7-dihydro-5H-cyclopenta[d]pyrimidin-2-amine, TFA (39 mg, 0.062 mmol, 22.78 % yield) as a brown oil. LC-MS (M+H)⁺ = 520.3. ¹H NMR (500 MHz, *MeOD*) δ ppm 7.83 (1 H, br. s.), 7.28 - 7.46 (5 H, m), 7.08 - 7.21 (3 H, m), 4.41 - 4.53 (1 H, m), 4.18 - 4.28 (4 H, m), 3.80 (3 H, s), 3.44 (5 H, d, *J*=4.27 Hz), 3.24 - 3.31 (1 H, m), 3.12 - 3.23 (1 H, m), 2.69 - 2.82 (1 H, m), 2.06 - 2.22 (1 H, m).

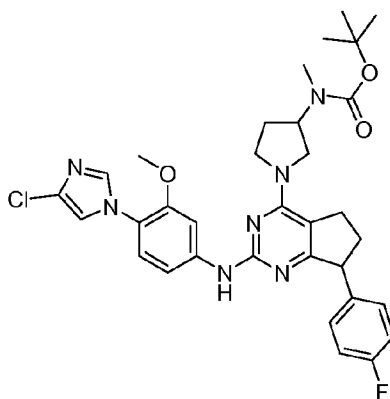
Example 32

- 15 *N*-(4-(4-chloro-1H-imidazol-1-yl)-3-methoxyphenyl)-7-(4-fluorophenyl)-4-(3-(methylamino)pyrrolidin-1-yl)-6,7-dihydro-5H-cyclopenta[d]pyrimidin-2-amine



Intermediate 32-1

- 20 tert-butyl 1-(2-(4-(4-chloro-1H-imidazol-1-yl)-3-methoxyphenylamino)-7-(4-fluorophenyl)-6,7-dihydro-5H-cyclopenta[d]pyrimidin-4-yl)pyrrolidin-3-yl(methyl)carbamate



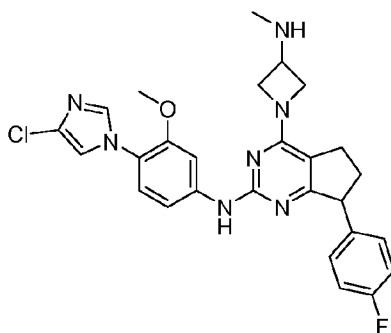
tert-butyl 1-(2-chloro-7-(4-fluorophenyl)-6,7-dihydro-5H-cyclopenta[d]pyrimidin-4-yl)pyrrolidin-3-yl(methyl)carbamate (*Preparation Hm*) (148 mg, 0.331 mmol) and 4-(4-chloro-1H-imidazol-1-yl)-3-methoxyaniline (*Preparation A*) (74.1 mg, 0.331 mmol) were combined as per *Example 26* to give the crude tert-butyl 1-(2-(4-(4-chloro-1H-imidazol-1-yl)-3-methoxyphenylamino)-7-(4-fluorophenyl)-6,7-dihydro-5H-cyclopenta[d]pyrimidin-4-yl)pyrrolidin-3-yl(methyl)carbamate (104 mg, 0.164 mmol, 49.5 % yield) which was used without further purification. LC-MS (M+H)⁺ = 634.4.

10 *Example 32*

tert-butyl 1-(2-(4-(4-chloro-1H-imidazol-1-yl)-3-methoxyphenylamino)-7-(4-fluorophenyl)-6,7-dihydro-5H-cyclopenta[d]pyrimidin-4-yl)pyrrolidin-3-yl(methyl)carbamate (*Intermediate 32-1*) (210 mg, 0.331 mmol) was deprotected and purified as per *Example 31* to give N-(4-(4-chloro-1H-imidazol-1-yl)-3-methoxyphenyl)-7-(4-fluorophenyl)-4-(3-(methylamino)pyrrolidin-1-yl)-6,7-dihydro-5H-cyclopenta[d]pyrimidin-2-amine, TFA (50 mg, 0.077 mmol, 23.31 % yield) as a brown oil. LC-MS (M+H)⁺ = 534.4. ¹H NMR (500 MHz, *MeOD*) δ ppm 7.43 (1 H, s), 7.40 (1 H, d, *J*=8.55 Hz), 7.29 - 7.35 (3 H, m), 7.24 (1 H, dt, *J*=8.62, 2.25 Hz), 7.16 (2 H, t, *J*=8.09 Hz), 4.47 (1 H, br. s.), 4.23 - 4.35 (1 H, m), 4.12 (3 H, br. s.), 4.02 (1 H, br. s.), 3.84 - 3.91 (3 H, m), 3.18 - 3.49 (2 H, m), 2.84 (3 H, s), 2.68 - 2.81 (1 H, m), 2.56 (1 H, br. s.), 2.35 (1 H, br. s.), 2.07 - 2.22 (1 H, m).

Example 33

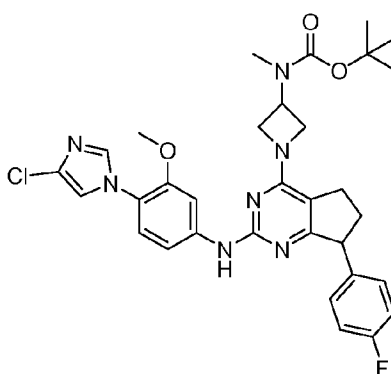
N-(4-(4-chloro-1H-imidazol-1-yl)-3-methoxyphenyl)-7-(4-fluorophenyl)-4-(3-(methylamino)azetidin-1-yl)-6,7-dihydro-5H-cyclopenta[d]pyrimidin-2-amine



Intermediate 33-1

tert-butyl 1-(2-(4-(4-chloro-1H-imidazol-1-yl)-3-methoxyphenylamino)-7-(4-
fluorophenyl)-6,7-dihydro-5H-cyclopenta[d]pyrimidin-4-yl)azetidin-3-
yl(methyl)carbamate

5



tert-butyl 1-(2-chloro-7-(4-fluorophenyl)-6,7-dihydro-5H-cyclopenta[d]pyrimidin-
4-yl)azetidin-3-yl(methyl)carbamate (*Preparation Hn*) (147 mg, 0.340 mmol) and 4-(4-
chloro-1H-imidazol-1-yl)-3-methoxyaniline (*Preparation A*) (76 mg, 0.340 mmol) were
10 combined as per *Example 26* to give the crude tert-butyl 1-(2-(4-(4-chloro-1H-imidazol-
1-yl)-3-methoxyphenylamino)-7-(4-fluorophenyl)-6,7-dihydro-5H-
cyclopenta[d]pyrimidin-4-yl)azetidin-3-yl(methyl)carbamate (104 mg, 0.168 mmol, 49.4
% yield) which was used without further purification. LC-MS (M+H)⁺ = 620.4.

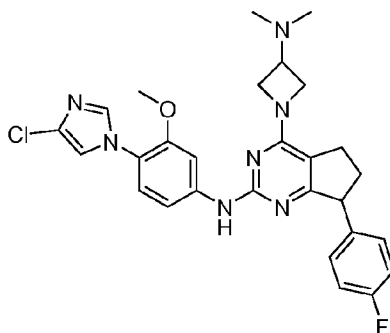
15 *Example 33*

tert-butyl 1-(2-(4-(4-chloro-1H-imidazol-1-yl)-3-methoxyphenylamino)-7-(4-
fluorophenyl)-6,7-dihydro-5H-cyclopenta[d]pyrimidin-4-yl)azetidin-3-
yl(methyl)carbamate (*Intermediate 33-1*) (211 mg, 0.340 mmol) was deprotected and
purified as per *Example 31* to give N-(4-(4-chloro-1H-imidazol-1-yl)-3-methoxyphenyl)-

7-(4-fluorophenyl)-4-(3-(methylamino)azetidin-1-yl)-6,7-dihydro-5H-cyclopenta[d]pyrimidin-2-amine, TFA (126 mg, 0.199 mmol, 58.5 % yield) as a slightly yellow oil. LC-MS (M+H)⁺ = 520.4. ¹H NMR (500 MHz, MeOD) δ ppm 7.80 (1 H, s), 7.55 (1 H, d, J=2.14 Hz), 7.31 - 7.40 (2 H, m), 7.26 - 7.31 (2 H, m), 7.09 - 7.20 (3 H, m), 4.64 (2 H, br. s.), 4.46 (1 H, t, J=7.93 Hz), 4.21 - 4.36 (1 H, m), 3.87 (3 H, s), 3.37 (2 H, s), 3.11 - 3.21 (1 H, m), 3.04 (1 H, t, J=14.95 Hz), 2.80 - 2.84 (3 H, m), 2.68 - 2.80 (1 H, m), 2.14 (1 H, dddd, J=13.28, 8.85, 6.56, 6.41 Hz).

Example 34

10 N-(4-(4-chloro-1H-imidazol-1-yl)-3-methoxyphenyl)-4-(3-(dimethylamino)azetidin-1-yl)-7-(4-fluorophenyl)-6,7-dihydro-5H-cyclopenta[d]pyrimidin-2-amine

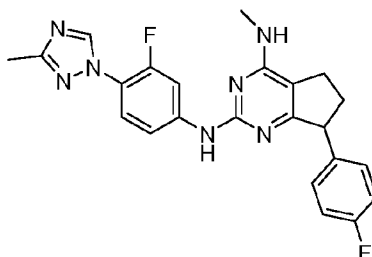


1-(2-chloro-7-(4-fluorophenyl)-6,7-dihydro-5H-cyclopenta[d]pyrimidin-4-yl)-N,N-dimethylazetidin-3-amine (*Preparation Ho*) (146 mg, 0.421 mmol) and 4-(4-chloro-1H-imidazol-1-yl)-3-methoxyaniline (*Preparation A*) (94 mg, 0.421 mmol) were combined and purified as per *Example 26* to give N-(4-(4-chloro-1H-imidazol-1-yl)-3-methoxyphenyl)-4-(3-(dimethylamino)azetidin-1-yl)-7-(4-fluorophenyl)-6,7-dihydro-5H-cyclopenta[d]pyrimidin-2-amine, TFA (104 mg, 0.160 mmol, 38.1 % yield) as a slightly brown gum. LC-MS (M+H)⁺ = 534.4. ¹H NMR (500 MHz, MeOD) δ ppm 7.82 (1 H, d, J=1.53 Hz), 7.48 (1 H, d, J=2.14 Hz), 7.39 (1 H, d, J=8.55 Hz), 7.35 (1 H, d, J=1.53 Hz), 7.29 - 7.33 (2 H, m), 7.21 (1 H, dd, J=8.55, 2.14 Hz), 7.11 - 7.18 (2 H, m), 4.83 (4 H, br. s.), 4.43 - 4.51 (1 H, m), 4.30 - 4.37 (1 H, m), 3.88 (3 H, s), 3.12 - 3.22 (1 H, m), 3.04 (1 H, d, J=6.10 Hz), 2.99 (6 H, s), 2.72 - 2.84 (1 H, m, J=13.47, 8.98, 8.98, 4.58 Hz), 2.14 (1 H, dddd, J=13.16, 8.96, 6.56, 6.41 Hz).

25

Example 35

*N*²-(3-fluoro-4-(3-methyl-1*H*-1,2,4-triazol-1-yl)phenyl)-7-(4-fluorophenyl)-*N*⁴-methyl-6,7-dihydro-5*H*-cyclopenta[*d*]pyrimidine-2,4-diamine

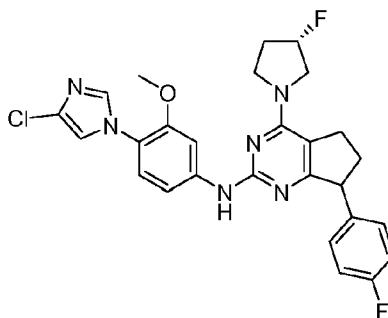


- 5 2-chloro-7-(4-fluorophenyl)-*N*-methyl-6,7-dihydro-5*H*-cyclopenta[*d*]pyrimidin-4-amine (*Preparation Hh*) (164 mg, 0.591 mmol) and 3-fluoro-4-(3-methyl-1*H*-1,2,4-triazol-1-yl)aniline (*Preparation B*) (113 mg, 0.591 mmol) were combined and purified as per *Example 26* to give *N*²-(3-fluoro-4-(3-methyl-1*H*-1,2,4-triazol-1-yl)phenyl)-7-(4-fluorophenyl)-*N*⁴-methyl-6,7-dihydro-5*H*-cyclopenta[*d*]pyrimidine-2,4-diamine, TFA
- 10 (104 mg, 0.190 mmol, 32.2 % yield) as a white solid. LC-MS (*M*+*H*)⁺ = 434.3. ¹H NMR (500 MHz, *MeOD*) δ ppm 8.75 (1 H, d, *J*=2.44 Hz), 7.94 (1 H, dd, *J*=13.28, 2.29 Hz), 7.79 (1 H, t, *J*=8.70 Hz), 7.48 (1 H, dt, *J*=8.85, 1.22 Hz), 7.27 - 7.35 (2 H, m), 7.10 - 7.19 (2 H, m), 4.51 (1 H, d, *J*=2.44 Hz), 3.18 (3 H, s), 2.89 - 2.98 (1 H, m), 2.74 - 2.87 (2 H, m), 2.46 (3 H, s), 2.09 - 2.23 (1 H, m).

15

Example 36

N-(4-(4-chloro-1*H*-imidazol-1-yl)-3-methoxyphenyl)-7-(4-fluorophenyl)-4-((*S*)-3-fluoropyrrolidin-1-yl)-6,7-dihydro-5*H*-cyclopenta[*d*]pyrimidin-2-amine



20 Diastereomer A

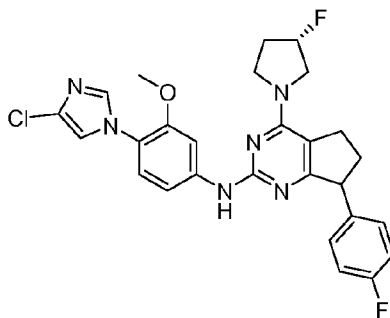
To a solution of 2-chloro-7-(4-fluorophenyl)-4-((*S*)-3-fluoropyrrolidin-1-yl)-6,7-dihydro-5*H*-cyclopenta[*d*]pyrimidine (*Preparation Hp1*) (30.5 mg, 0.091 mmol) and 4-(4-

chloro-1H-imidazol-1-yl)-3-methoxyaniline (Preparation A)(26.4 mg, 0.118 mmol) in THF (272 μ L) was added AcOH (272 μ L). The solution was heated at 100 °C overnight.

Removed solvent and took residue up in MeOH. Purified by PREP HPLC: (50 X 250 mm HPLC Sunfire C18 10 μ m 0 to 100% A:B over 40 min, 10 min at 100%B (A is 90:10:0.1 water:MeOH:TFA; B is 90:10:0.1 MeOH:water:TFA)). Speedvac'd appropriate fractions to afford N-(4-(4-chloro-1H-imidazol-1-yl)-3-methoxyphenyl)-7-(4-fluorophenyl)-4-((S)-3-fluoropyrrolidin-1-yl)-6,7-dihydro-5H-cyclopenta[d]pyrimidin-2-amine. LC-MS (M+H)⁺ = 523.2. ¹H NMR (500 MHz, CDCl₃) δ ppm 7.74 (1 H, d, *J*=2.14 Hz), 7.49 (1 H, d, *J*=1.53 Hz), 7.12 - 7.19 (2 H, m), 7.05 (1 H, d, *J*=8.24 Hz), 6.95 - 7.01 (4 H, m), 6.84 (1 H, dd, *J*=8.55, 2.44 Hz), 5.35 (1 H, td, *J*=52.87, 3.17 Hz), 4.07 - 4.17 (2 H, m), 4.04 (1 H, t, *J*=9.61 Hz), 3.80 - 3.94 (2 H, m), 3.58 (3 H, s), 3.25 (1 H, ddd, *J*=14.19, 9.00, 4.58 Hz), 3.05 - 3.14 (1 H, m), 2.55 (1 H, dddd, *J*=13.24, 8.74, 8.55, 4.58 Hz), 2.32 - 2.43 (1 H, m), 2.03 - 2.19 (1 H, m), 1.93 - 2.02 (1 H, m).

Example 37

N-(4-(4-chloro-1H-imidazol-1-yl)-3-methoxyphenyl)-7-(4-fluorophenyl)-4-((S)-3-fluoropyrrolidin-1-yl)-6,7-dihydro-5H-cyclopenta[d]pyrimidin-2-amine



Diastereomer B

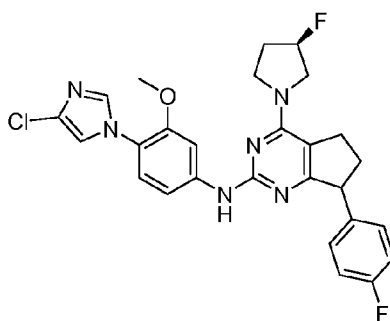
The method of Example 36 was used to combine Preparation Hp2 and 4-(4-chloro-1H-imidazol-1-yl)-3-methoxyaniline (Preparation A) to afford N-(4-(4-chloro-1H-imidazol-1-yl)-3-methoxyphenyl)-7-(4-fluorophenyl)-4-((S)-3-fluoropyrrolidin-1-yl)-6,7-dihydro-5H-cyclopenta[d]pyrimidin-2-amine. LC-MS (M+H)⁺ = 523.2. ¹H NMR (500 MHz, CDCl₃) δ ppm 7.76 (1 H, d, *J*=1.83 Hz), 7.48 (1 H, s), 7.16 (2 H, dd, *J*=8.24, 5.49

Hz), 6.97 - 7.06 (4 H, m), 6.92 (1 H, s), 6.80 (1 H, dd, $J=8.39, 1.98$ Hz), 5.27 - 5.42 (1 H, m), 4.00 - 4.17 (3 H, m), 3.80 - 3.94 (2 H, m), 3.53 (3 H, s), 3.19 - 3.26 (1 H, m), 3.08 - 3.17 (1 H, m), 2.52 - 2.61 (1 H, m), 2.32 - 2.43 (1 H, m), 2.02 - 2.18 (1 H, m), 1.94 (1 H, dq, $J=12.97, 8.60$ Hz).

5

Example 38

N-(4-(4-chloro-1H-imidazol-1-yl)-3-methoxyphenyl)-7-(4-fluorophenyl)-4-((R)-3-fluoropyrrolidin-1-yl)-6,7-dihydro-5H-cyclopenta[d]pyrimidin-2-amine



10

Diastereomeric mixture

The method of Example 36 was used to combine Preparation Hq and 4-(4-chloro-1H-imidazol-1-yl)-3-methoxyaniline (Preparation A) to afford *N*-(4-(4-chloro-1H-imidazol-1-yl)-3-methoxyphenyl)-7-(4-fluorophenyl)-4-((R)-3-fluoropyrrolidin-1-yl)-6,7-dihydro-5H-cyclopenta[d]pyrimidin-2-amine as a mixture of diastereomers. LC-MS

15

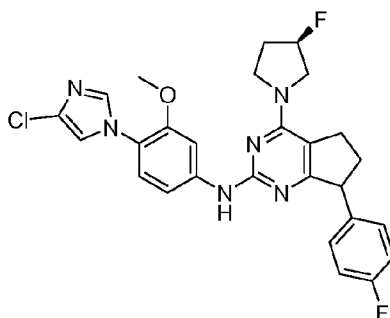
($M+H$)⁺ = 523.2. ¹H NMR (500 MHz, MeOD) δ ppm 7.87 (1 H, s), 7.46 - 7.57 (1 H, m), 7.36 - 7.43 (2 H, m), 7.30 - 7.36 (2 H, m), 7.24 - 7.30 (1 H, m), 7.11 - 7.18 (2 H, m), 5.34 - 5.57 (1 H, m), 4.33 - 4.52 (2 H, m), 4.07 - 4.26 (2 H, m), 3.93 - 4.01 (1 H, m), 3.90 (3 H, s), 3.39 - 3.50 (1 H, m), 3.23 - 3.31 (1 H, m), 2.67 - 2.80 (1 H, m), 2.21 - 2.54 (2 H, m),

20

2.07 - 2.18 (1 H, m).

Examples 38A and 38B

N-(4-(4-chloro-1H-imidazol-1-yl)-3-methoxyphenyl)-7-(4-fluorophenyl)-4-((R)-3-fluoropyrrolidin-1-yl)-6,7-dihydro-5H-cyclopenta[d]pyrimidin-2-amine



Individual diastereomers

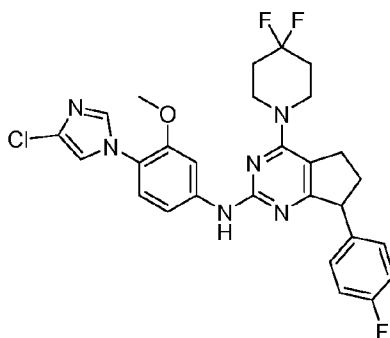
The method of Example 36 was used to combine Preparation Hq and 4-(4-chloro-1H-imidazol-1-yl)-3-methoxyaniline (Preparation A) to afford a mixture of two diastereomers. After preparative chiral chromatography (25% MeOH, 0.1% DEA; OD-H chiral 30 X 250 nm column), the two diastereomers were isolated.

38A: LC-MS (M+H)⁺ = 523.2. ¹H NMR (500 MHz, MeOD) δ ppm 7.84 (1 H, d, J=2.14 Hz), 7.68 (1 H, d, J=1.53 Hz), 7.19 - 7.24 (3 H, m), 7.16 (1 H, d, J=8.55 Hz), 6.99 - 7.09 (3 H, m), 5.29 - 5.45 (1 H, m), 4.05 - 4.17 (3 H, m), 3.80 - 3.99 (2 H, m), 3.64 (3 H, s), 3.13 (1 H, dt, J=14.65, 7.32 Hz), 2.51 - 2.61 (1 H, m, J=13.12, 8.70, 8.70, 4.58 Hz), 2.28 - 2.38 (1 H, m), 2.09 - 2.27 (1 H, m), 1.98 (1 H, dddd, J=13.20, 8.62, 6.87, 6.71 Hz).

38B: LC-MS (M+H)⁺ = 523.2. ¹H NMR (500 MHz, MeOD) δ ppm 7.86 (1 H, d, J=2.14 Hz), 7.67 (1 H, s), 7.18 - 7.24 (3 H, m), 7.15 (1 H, d, J=8.55 Hz), 7.00 - 7.07 (3 H, m), 5.29 - 5.45 (1 H, m), 4.03 - 4.18 (3 H, m), 3.80 - 4.00 (2 H, m), 3.60 (3 H, s), 3.23 - 3.31 (1 H, m), 3.13 - 3.21 (1 H, m), 2.52 - 2.61 (1 H, m), 2.28 - 2.39 (1 H, m), 2.07 - 2.26 (1 H, m), 1.88 - 1.99 (1 H, m).

Example 39

N-(4-(4-chloro-1H-imidazol-1-yl)-3-methoxyphenyl)-4-(4,4-difluoropiperidin-1-yl)-7-(4-fluorophenyl)-6,7-dihydro-5H-cyclopenta[d]pyrimidin-2-amine

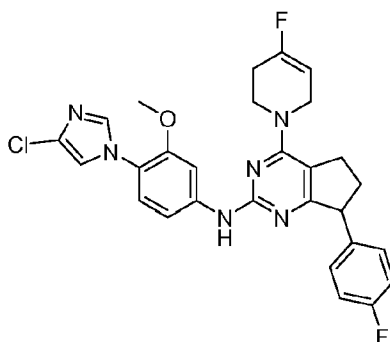


The method of Example 36 was used to combine Preparation Hr and 4-(4-chloro-1H-imidazol-1-yl)-3-methoxyaniline (Preparation A) to afford N-(4-(4-chloro-1H-imidazol-1-yl)-3-methoxyphenyl)-4-(4,4-difluoropiperidin-1-yl)-7-(4-fluorophenyl)-6,7-dihydro-5H-cyclopenta[d]pyrimidin-2-amine (Example 39). LC-MS (M+H)⁺ = 555.0. ¹H NMR (500 MHz, MeOD) δ ppm 7.68 (1 H, d, J=1.83 Hz), 7.55 - 7.59 (2 H, m), 7.18 (2 H, dd, J=8.55, 5.49 Hz), 7.07 - 7.13 (2 H, m), 6.95 - 7.03 (3 H, m), 4.16 (1 H, t, J=8.39 Hz), 3.90 (4 H, t, J=5.34 Hz), 3.57 (3 H, s), 2.97 - 3.13 (2 H, m), 2.56 - 2.66 (1 H, m, J=12.78, 8.49, 8.49, 3.81 Hz), 1.95 - 2.14 (5 H, m).

The racemic mixture was separated by chiral chromatography to afford the enantiomers Example 39A and 39B, which had identical spectral data.

Example 40

N-(4-(4-chloro-1H-imidazol-1-yl)-3-methoxyphenyl)-4-(4-fluoro-5,6-dihydropyridin-1(2H)-yl)-7-(4-fluorophenyl)-6,7-dihydro-5H-cyclopenta[d]pyrimidin-2-amine



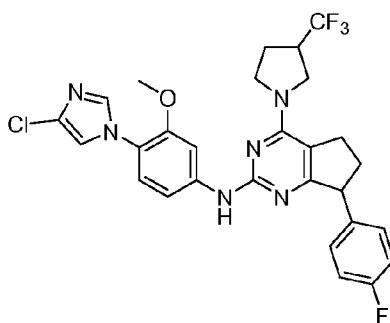
The method of Example 36 was used to combine Preparation Hs and 4-(4-chloro-1H-imidazol-1-yl)-3-methoxyaniline (Preparation A) to afford N-(4-(4-chloro-1H-

imidazol-1-yl)-3-methoxyphenyl)-4-(4-fluoro-5,6-dihydropyridin-1(2H)-yl)-7-(4-fluorophenyl)-6,7-dihydro-5H-cyclopenta[d]pyrimidin-2-amine (Example 40). LC-MS (M+H)⁺ = 535.0. ¹H NMR (500 MHz, CDCl₃) δ ppm 7.72 (1 H, d, J=1.83 Hz), 7.49 (1 H, d, J=1.53 Hz), 7.13 - 7.19 (2 H, m), 7.05 (1 H, d, J=8.55 Hz), 6.97 - 7.02 (3 H, m), 6.95 (1 H, s), 6.77 (1 H, dd, J=8.55, 2.14 Hz), 5.31 (1 H, dt, J=14.80, 2.80 Hz), 4.18 - 4.33 (2 H, m), 4.15 (1 H, t, J=8.55 Hz), 3.99 - 4.06 (1 H, m), 3.80 - 3.88 (1 H, m), 3.51 (3 H, s), 2.98 - 3.12 (2 H, m), 2.58 (1 H, dddd, J=12.63, 8.55, 8.43, 3.66 Hz), 2.37 - 2.53 (2 H, m), 1.99 (1 H, dq, J=12.86, 8.33 Hz).

The racemic mixture was separated by chiral chromatography to afford the enantiomers Example 40A and 40B, which had identical spectral data.

Example 41

N-(4-(4-chloro-1H-imidazol-1-yl)-3-methoxyphenyl)-7-(4-fluorophenyl)-4-(3-(trifluoromethyl)pyrrolidin-1-yl)-6,7-dihydro-5H-cyclopenta[d]pyrimidin-2-amine



15

The method of Example 36 was used to combine Preparation Ht and 4-(4-chloro-1H-imidazol-1-yl)-3-methoxyaniline (Preparation A) to afford *N*-(4-(4-chloro-1H-imidazol-1-yl)-3-methoxyphenyl)-7-(4-fluorophenyl)-4-(3-(trifluoromethyl)pyrrolidin-1-yl)-6,7-dihydro-5H-cyclopenta[d]pyrimidin-2-amine (Example 41).

The mixture of a pair of racemic diastereomers were separated by chiral chromatography followed by reverse-phase chromatography to afford the individual enantiomers Examples 41A, 41B, 41C, and 41D.

41A: LC-MS (M+H)⁺ = 573.1. ¹H NMR (500 MHz, CDCl₃) δ ppm 7.84 (1 H, d, J=1.53 Hz), 7.49 (1 H, s), 7.15 (2 H, dd, J=8.39, 5.34 Hz), 7.04 (1 H, d, J=8.24 Hz), 6.95 - 7.02 (4 H, m), 6.72 (1 H, dd, J=8.39, 1.98 Hz), 4.11 (1 H, t, J=8.39 Hz), 3.94 - 4.08 (2

25

H, m), 3.78 - 3.91 (2 H, m), 3.56 (3 H, s), 3.18 - 3.27 (1 H, m), 2.97 - 3.14 (2 H, m), 2.50 - 2.62 (1 H, m, $J=12.86, 8.60, 8.60, 4.12$ Hz), 2.17 - 2.34 (2 H, m), 1.91 - 2.02 (1 H, m).

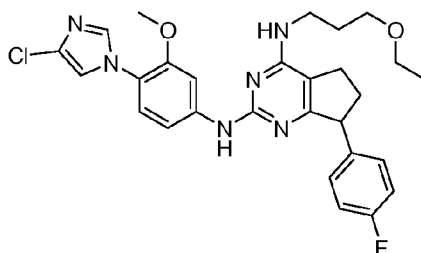
41B: LC-MS $(M+H)^+ = 573.1$. ^1H NMR (500 MHz, CDCl_3) δ ppm 7.84 (1 H, br. s.), 7.48 (1 H, d, $J=1.53$ Hz), 7.11 - 7.22 (2 H, m), 6.95 - 7.09 (5 H, m), 6.69 - 6.78 (1 H, m), 4.12 (1 H, t, $J=8.55$ Hz), 3.95 - 4.08 (2 H, m), 3.77 - 3.92 (2 H, m), 3.55 (3 H, s), 3.21 (1 H, ddd, $J=14.11, 8.93, 3.51$ Hz), 2.98 - 3.16 (2 H, m), 2.51 - 2.65 (1 H, m), 2.16 - 2.35 (2 H, m), 1.90 - 2.04 (1 H, m).

41C: LC-MS $(M+H)^+ = 573.1$. ^1H NMR (500 MHz, CDCl_3) δ ppm 7.84 (1 H, br. s.), 7.48 (1 H, d, $J=1.53$ Hz), 7.11 - 7.22 (2 H, m), 6.95 - 7.09 (5 H, m), 6.69 - 6.78 (1 H, m), 4.12 (1 H, t, $J=8.55$ Hz), 3.95 - 4.08 (2 H, m), 3.77 - 3.92 (2 H, m), 3.55 (3 H, s), 3.21 (1 H, ddd, $J=14.11, 8.93, 3.51$ Hz), 2.98 - 3.16 (2 H, m), 2.51 - 2.65 (1 H, m), 2.16 - 2.35 (2 H, m), 1.90 - 2.04 (1 H, m).

41D: LC-MS $(M+H)^+ = 573.1$. ^1H NMR (500 MHz, CDCl_3) δ ppm 7.84 (1 H, d, $J=1.53$ Hz), 7.49 (1 H, s), 7.15 (2 H, dd, $J=8.39, 5.34$ Hz), 7.04 (1 H, d, $J=8.24$ Hz), 6.95 - 7.02 (4 H, m), 6.72 (1 H, dd, $J=8.39, 1.98$ Hz), 4.11 (1 H, t, $J=8.39$ Hz), 3.94 - 4.08 (2 H, m), 3.78 - 3.91 (2 H, m), 3.56 (3 H, s), 3.18 - 3.27 (1 H, m), 2.97 - 3.14 (2 H, m), 2.50 - 2.62 (1 H, m, $J=12.86, 8.60, 8.60, 4.12$ Hz), 2.17 - 2.34 (2 H, m), 1.91 - 2.02 (1 H, m).

Example 42

20 *N2-(4-(4-chloro-1H-imidazol-1-yl)-3-methoxyphenyl)-N4-(3-ethoxypropyl)-7-(4-fluorophenyl)-6,7-dihydro-5H-cyclopenta[d]pyrimidine-2,4-diamine*

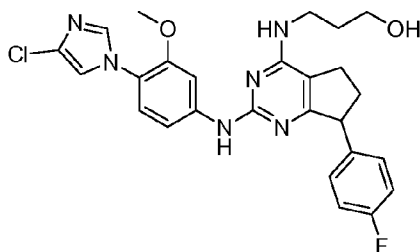


25 The method of Example 36 was used to combine Preparation Hu and 4-(4-chloro-1H-imidazol-1-yl)-3-methoxyaniline (Preparation A) to afford *N2-(4-(4-chloro-1H-imidazol-1-yl)-3-methoxyphenyl)-N4-(3-ethoxypropyl)-7-(4-fluorophenyl)-6,7-dihydro-5H-cyclopenta[d]pyrimidine-2,4-diamine* (Example 42). LC-MS $(M+H)^+ = 537.2$. ^1H

NMR (500 MHz, CDCl₃) δ ppm 7.91 (1 H, d, $J=2.14$ Hz), 7.48 (1 H, d, $J=1.53$ Hz), 7.12 - 7.19 (2 H, m), 7.03 (1 H, d, $J=8.55$ Hz), 6.94 - 7.01 (4 H, m), 6.74 (1 H, dd, $J=8.55$, 2.14 Hz), 5.45 (1 H, t, $J=4.73$ Hz), 4.14 - 4.21 (1 H, m), 3.61 - 3.71 (4 H, m), 3.46 - 3.57 (5 H, m), 2.63 (2 H, dd, $J=8.85$, 6.41 Hz), 1.96 - 2.05 (1 H, m), 1.93 (2 H, quin, $J=5.72$ Hz), 1.25 (3 H, t, $J=7.02$ Hz).

Example 43

3-(2-(4-(4-chloro-1H-imidazol-1-yl)-3-methoxyphenylamino)-7-(4-fluorophenyl)-6,7-dihydro-5H-cyclopenta[d]pyrimidin-4-ylamino)propan-1-ol



10

The method of Example 36 was used to combine Preparation Hv and 4-(4-chloro-1H-imidazol-1-yl)-3-methoxyaniline (Preparation A) to afford 3-(2-(4-(4-chloro-1H-imidazol-1-yl)-3-methoxyphenylamino)-7-(4-fluorophenyl)-6,7-dihydro-5H-cyclopenta[d]pyrimidin-4-ylamino)propan-1-ol (Example 43). LC-MS ($M+H$)⁺ = 509.3.

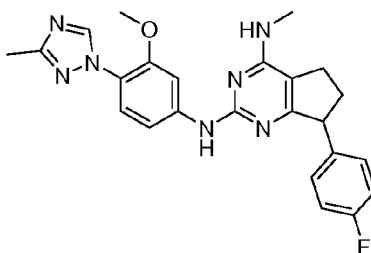
¹H NMR (500 MHz, MeOD) δ ppm 7.87 (1 H, d, $J=2.14$ Hz), 7.68 (1 H, d, $J=1.53$ Hz), 7.19 - 7.26 (3 H, m), 7.16 (1 H, d, $J=8.55$ Hz), 7.01 - 7.09 (3 H, m), 4.19 (1 H, t, $J=8.09$ Hz), 3.64 - 3.72 (4 H, m), 3.61 (3 H, s), 2.77 - 2.86 (1 H, m), 2.60 - 2.74 (2 H, m), 1.96 - 2.06 (1 H, m), 1.90 (2 H, qd, $J=6.46$, 6.26 Hz).

The racemic mixture was separated by chiral chromatography to afford the enantiomers Example 43A and 43B, which had identical spectral data.

20

Example 44

7-(4-fluorophenyl)-N2-(3-methoxy-4-(3-methyl-1H-1,2,4-triazol-1-yl)phenyl)-N4-methyl-6,7-dihydro-5H-cyclopenta[d]pyrimidine-2,4-diamine



To a solution of 2-chloro-7-(4-fluorophenyl)-N-methyl-6,7-dihydro-5H-cyclopenta[d]pyrimidin-4-amine (Preparation Hh) (141.2 mg, 0.508 mmol) and 3-methoxy-4-(3-methyl-1H-1,2,4-triazol-1-yl)aniline (Preparation D) (208 mg, 1.017 mmol) in N-Methyl-2-pyrrolidinone (4067 μ L) was added H_2SO_4 (43.4 μ L, 0.813 mmol). The solution was heated to 100 $^\circ\text{C}$. When the reaction was complete, water and NaHCO_3 were added. After extraction into CH_2Cl_2 , the organic extracts were dried over MgSO_4 , filtered, and concentrated *in vacuo*. Applied the residue to SG and eluted with a EtOAc/Hex gradient, which yielded 7-(4-fluorophenyl)-N2-(3-methoxy-4-(3-methyl-1H-1,2,4-triazol-1-yl)phenyl)-N4-methyl-6,7-dihydro-5H-cyclopenta[d]pyrimidine-2,4-diamine (Example 44).

LC-MS $(\text{M}+\text{H})^+ = 446.1$. ^1H NMR (500 MHz, CDCl_3) δ ppm 9.43 (1 H, br. s.), 8.47 (1 H, s), 7.77 (1 H, br. s.), 7.54 (1 H, d, $J=8.85$ Hz), 7.14 - 7.20 (2 H, m), 6.99 (2 H, t, $J=8.55$ Hz), 4.88 (1 H, br. s.), 4.24 - 4.31 (1 H, m), 3.71 (3 H, s), 3.15 (3 H, d, $J=4.90$ Hz), 2.73 - 2.82 (1 H, m), 2.63 - 2.72 (2 H, m), 2.46 (3 H, s), 2.06 - 2.16 (1 H, m).

The racemic material above was separated by SFC chiral chromatography to obtain the individual enantiomers (Examples 44A and 44B). SFC Method: Chiralpak OJ-H (30 x 150 mm), 30 % methanol (0.1% diethylamine) in CO_2 , 100 bar, flow rate 50 mL/min for 12 min, absorbance 268 nm, injection 2.0 mL of 10 mg/mL solution in methanol, t_R (peak A) = 4.7 min, t_R (peak B) 9.6 min. The absolute stereochemistry of individual enantiomers (Examples 44A and 44B) was not determined.

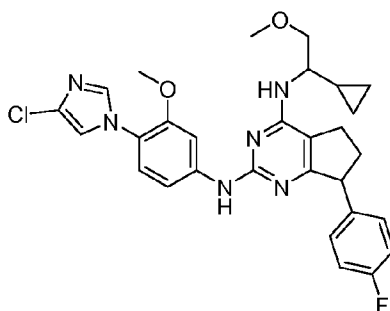
44A: LC-MS $(\text{M}+\text{H})^+ = 446.2$. LC R_t 13.03 min (Waters Sunfire 4.6X150 mm 10 to 100% B in A over 15 min, 1.5 mL/min. (A is 90:10:0.1 water:MeOH:TFA; B is 90:10:0.1 MeOH:water:TFA)). ^1H NMR (500 MHz, $\text{DMSO}-d_6$) δ ppm 9.22 (1 H, s), 8.58 (1 H, s), 8.18 (1 H, s), 7.30 (1 H, d, $J=8.85$ Hz), 7.22 (2 H, t, $J=6.26$ Hz), 7.08 - 7.16 (3 H, m), 6.93 - 6.99 (1 H, m), 4.17 (1 H, t, $J=8.09$ Hz), 3.63 (3 H, s), 2.97 (3 H, d, $J=4.27$ Hz), 2.72 - 2.81 (1 H, m), 2.53 - 2.66 (2 H, m), 2.31 (3 H, s), 1.85 - 1.95 (1 H, m). ^{13}C NMR (126

MHz, DMSO- d_6) δ ppm 170.7, 160.7 (d, $J = 241.3$ Hz), 159.7, 159.6, 159.2, 151.4, 145.0, 142.9, 140.4 (d, $J = 2.7$ Hz), 129.8 (d, $J = 7.8$ Hz, 2C), 124.6, 117.9, 114.9 (d, $J = 20.9$ Hz, 2C), 109.6, 108.1, 101.5, 55.2, 50.4, 32.7, 27.4, 25.4, 13.5. $[\alpha]_D -69.13^\circ$ (c 2.67, $CHCl_3$).

5

Example 45

N2-(4-(4-chloro-1H-imidazol-1-yl)-3-methoxyphenyl)-N4-(1-cyclopropyl-2-methoxyethyl)-7-(4-fluorophenyl)-6,7-dihydro-5H-cyclopenta[d]pyrimidine-2,4-diamine



10

The method of Example 7 was used to combine Preparation Hw and 4-(4-chloro-1H-imidazol-1-yl)-3-methoxyaniline (Preparation A) to afford N2-(4-(4-chloro-1H-imidazol-1-yl)-3-methoxyphenyl)-N4-(1-cyclopropyl-2-methoxyethyl)-7-(4-fluorophenyl)-6,7-dihydro-5H-cyclopenta[d]pyrimidine-2,4-diamine (Example 45).

15 The mixture of a pair of racemic diastereomers were separated by chiral chromatography followed by reverse-phase chromatography to afford the individual enantiomers Examples 45A, 45B, 45C, and 45D.

45A: LC-MS $(M+H)^+ = 549.3$. 1H NMR (500 MHz, $CDCl_3$) δ ppm 10.75 (1 H, br. s.), 7.40 (1 H, d, $J=8.24$ Hz), 7.22 - 7.29 (3 H, m), 7.15 - 7.21 (3 H, m), 6.99 - 7.08 (2 H, m), 5.97 (1 H, d, $J=8.24$ Hz), 4.42 - 4.50 (1 H, m), 3.84 (3 H, s), 3.78 (1 H, t, $J=8.09$ Hz), 3.63 (2 H, br. s.), 3.43 (3 H, s), 2.86 - 2.97 (1 H, m), 2.82 (2 H, t, $J=8.55$ Hz), 2.21 - 2.32 (1 H, m), 1.15 - 1.27 (1 H, m), 0.62 - 0.70 (1 H, m), 0.53 - 0.62 (1 H, m), 0.39 (1 H, ddd, $J=9.46, 5.19, 4.88$ Hz), 0.26 - 0.33 (1 H, m)

25 45B: LC-MS $(M+H)^+ = 549.3$. 1H NMR (500 MHz, $CDCl_3$) δ ppm 10.58 (1 H, br. s.), 7.40 (1 H, d, $J=8.85$ Hz), 7.22 - 7.29 (3 H, m), 7.14 - 7.20 (3 H, m), 7.04 (2 H, t, $J=8.39$ Hz), 6.02 (1 H, d, $J=8.24$ Hz), 4.45 (1 H, d, $J=3.66$ Hz), 3.84 (3 H, s), 3.71 - 3.79 (1 H, m), 3.63 (2 H, d, $J=3.05$ Hz), 3.42 (3 H, s), 2.91 (1 H, d, $J=9.46$ Hz), 2.79 (2 H, dd,

$J=8.70$, 5.34 Hz), 2.21 - 2.31 (1 H, m), 1.19 (1 H, dt, $J=8.55$, 4.27 Hz), 0.62 - 0.70 (1 H, m), 0.54 - 0.62 (1 H, m), 0.39 (1 H, dq, $J=9.54$, 4.86 Hz), 0.24 - 0.33 (1 H, m).

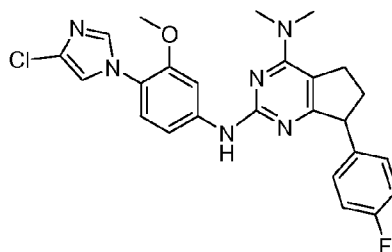
45C: LC-MS (M+H)⁺ = 549.3. ¹H NMR (500 MHz, CDCl₃) δ ppm 10.75 (1 H, br. s.), 7.40 (1 H, d, $J=8.24$ Hz), 7.22 - 7.29 (3 H, m), 7.15 - 7.21 (3 H, m), 6.99 - 7.08 (2 H, m), 5.97 (1 H, d, $J=8.24$ Hz), 4.42 - 4.50 (1 H, m), 3.84 (3 H, s), 3.78 (1 H, t, $J=8.09$ Hz), 3.63 (2 H, br. s.), 3.43 (3 H, s), 2.86 - 2.97 (1 H, m), 2.82 (2 H, t, $J=8.55$ Hz), 2.21 - 2.32 (1 H, m), 1.15 - 1.27 (1 H, m), 0.62 - 0.70 (1 H, m), 0.53 - 0.62 (1 H, m), 0.39 (1 H, ddd, $J=9.46$, 5.19, 4.88 Hz), 0.26 - 0.33 (1 H, m).

45D: LC-MS (M+H)⁺ = 549.3. ¹H NMR (500 MHz, CDCl₃) δ ppm 10.58 (1 H, br. s.), 7.40 (1 H, d, $J=8.85$ Hz), 7.22 - 7.29 (3 H, m), 7.14 - 7.20 (3 H, m), 7.04 (2 H, t, $J=8.39$ Hz), 6.02 (1 H, d, $J=8.24$ Hz), 4.45 (1 H, d, $J=3.66$ Hz), 3.84 (3 H, s), 3.71 - 3.79 (1 H, m), 3.63 (2 H, d, $J=3.05$ Hz), 3.42 (3 H, s), 2.91 (1 H, d, $J=9.46$ Hz), 2.79 (2 H, dd, $J=8.70$, 5.34 Hz), 2.21 - 2.31 (1 H, m), 1.19 (1 H, dt, $J=8.55$, 4.27 Hz), 0.62 - 0.70 (1 H, m), 0.54 - 0.62 (1 H, m), 0.39 (1 H, dq, $J=9.54$, 4.86 Hz), 0.24 - 0.33 (1 H, m).

15

Example 46

*N*²-(4-(4-Chloro-1*H*-imidazol-1-yl)-3-methoxyphenyl)-7-(4-fluorophenyl)-*N*⁴,*N*⁴-dimethyl-6,7-dihydro-5*H*-cyclopenta[*d*]pyrimidine-2,4-diamine



20 2-Chloro-7-(4-fluorophenyl)-*N*,*N*-dimethyl-6,7-dihydro-5*H*-cyclopenta[*d*]pyrimidin-4-amine (268 mg, 0.919 mmol) was added to a solution of 4-(4-chloro-1*H*-imidazol-1-yl)-3-methoxyaniline (205 mg, 0.919 mmol) in THF (1 mL) and acetic acid (1.000 mL). The reaction mixture was stirred overnight at 75°C. The crude reaction mixture was purified by preparative HPLC. The appropriate fractions were
25 evaporated to afford *N*²-(4-(4-chloro-1*H*-imidazol-1-yl)-3-methoxyphenyl)-7-(4-fluorophenyl)-*N*⁴,*N*⁴-dimethyl-6,7-dihydro-5*H*-cyclopenta[*d*]pyrimidine-2,4-diamine, TFA salt (60.7 mg, 0.095 mmol, 10.36 % yield). LC-MS (M+H)⁺ = 479.4. ¹H NMR (500 MHz, CDCl₃) δ ppm 11.64 - 11.83 (1H, m), 7.62 (1H, d, $J=1.5$ Hz), 7.39 (2H, d,

$J=2.1$ Hz), 7.22 (1H, d, $J=5.2$ Hz), 7.15 (1H, d, $J=8.5$ Hz), 6.96 - 7.07 (3H, m), 5.29 (1H, s), 4.29 - 4.38 (1H, m), 3.81 (3H, s), 3.50 - 3.57 (1H, m), 3.43 - 3.49 (1H, m), 3.31 - 3.39 (3H, m), 3.16 - 3.26 (2H, m), 3.09 - 3.14 (1H, m), 2.58 - 2.72 (1H, m), 2.52 - 2.58 (1H, m), 2.13 - 2.25 (1H, m).

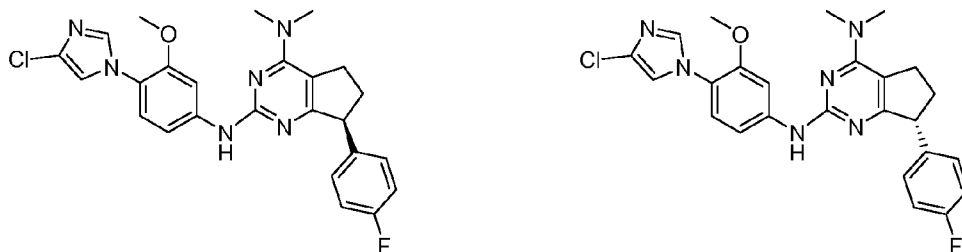
5

Example 46A & 46B

(S)-N²-(4-(4-Chloro-1H-imidazol-1-yl)-3-methoxyphenyl)-7-(4-fluorophenyl)-N⁴,N⁴-dimethyl-6,7-dihydro-5H-cyclopenta[d]pyrimidine-2,4-diamine

and

10 *(R)-N²-(4-(4-Chloro-1H-imidazol-1-yl)-3-methoxyphenyl)-7-(4-fluorophenyl)-N⁴,N⁴-dimethyl-6,7-dihydro-5H-cyclopenta[d]pyrimidine-2,4-diamine*



A racemic mixture of *N²-(4-(4-chloro-1H-imidazol-1-yl)-3-methoxyphenyl)-7-(4-fluorophenyl)-N⁴,N⁴-dimethyl-6,7-dihydro-5H-cyclopenta[d]pyrimidine-2,4-diamine*

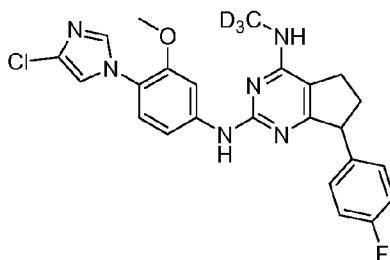
15 *(Example 46)* was purified using chiral SFC to afford peak A *(Example 46A)* and peak B *(Example 46B)*. SFC Method: Chiralpak OJ-H (4.6 x 250 mm, 5 μ M), 35 % methanol (0.1% diethylamine) in CO₂, 35°C, flow rate 2.0 mL/min for 14 min, absorbance 268 nm, injection 5 μ L of 2 mg/mL solution in methanol (multiple stacked injections), t_R (peak A) = 4.3 min, t_R (peak B) 10.8 min. The absolute stereochemistry of individual enantiomers

20 *(Examples 46A and 46B)* was not determined. LC-MS and ¹H NMR analytical data for the separated enantiomers was identical to the racemate *(Example 46)*.

Example 47

N²-(4-(4-Chloro-1H-imidazol-1-yl)-3-methoxyphenyl)-7-(4-fluorophenyl)-N⁴-trideuteromethyl-6,7-dihydro-5H-cyclopenta[d]pyrimidine-2,4-diamine

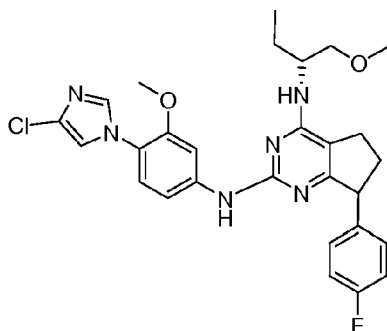
25



A solution of 2-Chloro-7-(4-fluorophenyl)-*N*-trideuteromethyl-6,7-dihydro-5*H*-cyclopenta[*d*]pyrimidin-4-amine (47.5 mg, 0.169 mmol) and 4-(4-chloro-1*H*-imidazol-1-yl)-3-methoxyaniline (37.8 mg, 0.169 mmol) in THF (1 mL) and acetic acid (1 mL) was heated at 85°C overnight. The product was purified by a reverse-phase preparative HPLC method to give *N*²-(4-(4-chloro-1*H*-imidazol-1-yl)-3-methoxyphenyl)-7-(4-fluorophenyl)-*N*⁴-trideuteromethyl-6,7-dihydro-5*H*-cyclopenta[*d*]pyrimidine-2,4-diamine, TFA salt (33.3 mg, 0.057 mmol, 33.8 % yield) as brown oil. LC-MS (M+H)⁺ = 467.9. ¹H NMR (500 MHz, CDCl₃) δ ppm 11.21 (1H, s), 8.35 - 9.96 (1H, m), 8.20 (1H, s), 7.51 (1H, s), 7.43 (1H, d, *J*=8.5 Hz), 7.25 (1H, s), 7.22 (1H, d, *J*=8.9 Hz), 7.14 - 7.20 (2H, m), 7.01 (1H, t, *J*=8.5 Hz), 5.98 (1H, s), 4.43 (1H, d, *J*=4.6 Hz), 3.85 (3H, s), 2.88 (1H, d, *J*=9.5 Hz), 2.69 - 2.83 (2H, m), 2.20 - 2.32 (1H, m).

Example 48

*N*²-(4-(4-chloro-1*H*-imidazol-1-yl)-3-methoxyphenyl)-7-(4-fluorophenyl)-*N*⁴-((*R*)-1-methoxybutan-2-yl)-6,7-dihydro-5*H*-cyclopenta[*d*]pyrimidine-2,4-diamine, 2 TFA



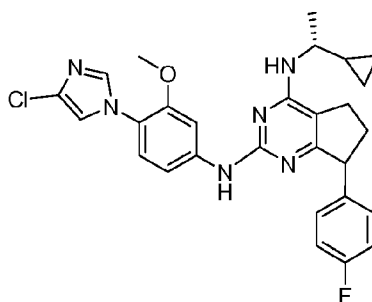
Diastereomeric mixture

2-chloro-7-(4-fluorophenyl)-*N*-((*R*)-1-methoxybutan-2-yl)-6,7-dihydro-5*H*-cyclopenta[*d*]pyrimidin-4-amine (Preparation Hx) was reacted as described in Example

- 112 with 4-(4-chloro-1H-imidazol-1-yl)-3-methoxyaniline (Preparation A) to give N2-(4-(4-chloro-1H-imidazol-1-yl)-3-methoxyphenyl)-7-(4-fluorophenyl)-N4-((R)-1-methoxybutan-2-yl)-6,7-dihydro-5H-cyclopenta[d]pyrimidine-2,4-diamine, 2 TFA as a mixture of two diastereomers (Example 48). LC-MS (M+H)⁺ = 537.5. ¹H NMR (500 MHz, CDCl₃) δ ppm 11.66 (br. s., 1 H) 7.99 (s, 1 H) 7.51 (d, J=8.85 Hz, 1 H) 7.32 (dd, J=8.85, 1.83 Hz, 1 H) 7.18 - 7.30 (m, 4 H) 7.04 (td, J=8.62, 1.68 Hz, 2 H) 5.83 (t, J=9.61 Hz, 1 H) 4.43 - 4.51 (m, 1 H) 4.28 - 4.39 (m, 1 H) 3.87 (s, 3 H) 3.51 - 3.64 (m, 2 H) 3.38 - 3.49 (m, 3 H) 2.87 - 3.00 (m, 1 H) 2.75 - 2.85 (m, 2 H) 2.24 - 2.35 (m, 1 H) 1.69 - 1.87 (m, 2 H) 0.97 - 1.06 (m, 3 H).
- 10 The mixture of two diastereomers was separated by chiral chromatography to afford two diastereomers Example 48A and 48B as free amines.
- Example 48A: LC-MS (M+H)⁺ = 537.4. ¹H NMR (500 MHz, MeOD) δ ppm 7.86 (d, J=2.14 Hz, 1 H) 7.66 (d, J=1.53 Hz, 1 H) 7.16 - 7.25 (m, 3 H) 7.10 - 7.16 (m, 1 H) 6.99 - 7.07 (m, 3 H) 4.45 - 4.53 (m, 1 H) 4.17 (t, J=8.24 Hz, 1 H) 3.61 (s, 3 H) 3.56 (dd, J=9.46, 5.80 Hz, 1 H) 3.44 - 3.51 (m, 1 H) 3.37 (d, J=7.02 Hz, 3 H) 2.76 - 2.86 (m, 1 H) 2.59 - 2.75 (m, 2 H) 1.94 - 2.04 (m, 1 H) 1.73 - 1.85 (m, 1 H) 1.54 - 1.66 (m, 1 H) 0.99 (t, J=7.48 Hz, 3 H).
- 15 Example 48B: LC-MS (M+H)⁺ = 537.4. ¹H NMR (500 MHz, MeOD) δ ppm 7.86 (d, J=2.14 Hz, 1 H) 7.67 (d, J=1.53 Hz, 1 H) 7.18 - 7.26 (m, 3 H) 7.11 - 7.16 (m, 1 H) 6.97 - 7.08 (m, 3 H) 4.44 - 4.53 (m, 1 H) 4.17 (t, J=8.09 Hz, 1 H) 3.61 (s, 3 H) 3.55 (dd, J=9.46, 5.49 Hz, 1 H) 3.46 (dd, J=9.61, 5.65 Hz, 1 H) 3.35 - 3.41 (m, 3 H) 2.77 - 2.87 (m, 1 H) 2.67 - 2.76 (m, 1 H) 2.64 (ddd, J=12.44, 8.62, 3.66 Hz, 1 H) 1.93 - 2.07 (m, 1 H) 1.80 (ddd, J=13.50, 7.71, 5.34 Hz, 1 H) 1.56 - 1.68 (m, 1 H) 1.01 (t, J=7.48 Hz, 3 H).

25 Example 49

N2-(4-(4-chloro-1H-imidazol-1-yl)-3-methoxyphenyl)-N4-((R)-1-cyclopropylethyl)-7-(4-fluorophenyl)-6,7-dihydro-5H-cyclopenta[d]pyrimidine-2,4-diamine, 2 TFA



Diastereomeric mixture

2-chloro-N-((R)-1-cyclopropylethyl)-7-(4-fluorophenyl)-6,7-dihydro-5H-cyclopenta[d]pyrimidin-4-amine (Preparation Hy) was reacted as described in Example 112 with 4-(4-chloro-1H-imidazol-1-yl)-3-methoxyaniline (Preparation A) to give N2-(4-(4-chloro-1H-imidazol-1-yl)-3-methoxyphenyl)-N4-((R)-1-cyclopropylethyl)-7-(4-fluorophenyl)-6,7-dihydro-5H-cyclopenta[d]pyrimidine-2,4-diamine, 2 TFA as a mixture of two diastereomers (Example 49). LC-MS $(M+H)^+ = 519.5$. 1H NMR (500 MHz, $CDCl_3$) δ ppm 11.81 (s, 1 H) 7.85 (s, 1 H) 7.38 - 7.48 (m, 2 H) 7.28 (s, 1 H) 7.26 (ddd, $J=8.77, 5.11, 1.98$ Hz, 1 H) 7.12 (d, $J=1.22$ Hz, 1 H) 7.04 (td, $J=8.62, 1.68$ Hz, 2 H) 5.65 (t, $J=7.02$ Hz, 1 H) 4.41 - 4.52 (m, 1 H) 3.73 - 3.88 (m, 4 H) 2.88 - 3.01 (m, 1 H) 2.71 - 2.88 (m, 2 H) 2.25 - 2.39 (m, 1 H) 1.40 (dd, $J=6.56, 4.12$ Hz, 3 H) 0.99 - 1.14 (m, 1 H) 0.65 - 0.75 (m, 1 H) 0.53 - 0.64 (m, 1 H) 0.39 (tt, $J=9.80, 5.00$ Hz, 1 H) 0.27 - 0.35 (m, 1 H).

The mixture of two diastereomers was separated by chiral chromatography to afford two diastereomers Example 49A and 49B as free amines.

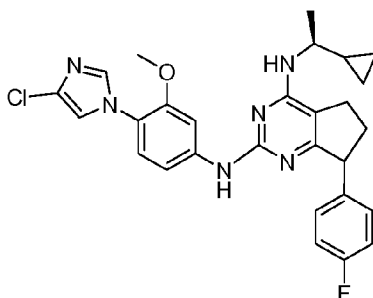
Example 49A: LC-MS $(M+H)^+ = 519.3$. 1H NMR (500 MHz, MeOD) δ ppm 7.87 (d, $J=2.14$ Hz, 1 H) 7.66 (d, $J=1.53$ Hz, 1 H) 7.17 - 7.28 (m, 3 H) 7.08 - 7.17 (m, 1 H) 6.90 - 7.08 (m, 3 H) 4.15 (t, $J=8.24$ Hz, 1 H) 3.78 - 3.92 (m, 1 H) 3.59 (s, 3 H) 2.75 - 2.85 (m, 1 H) 2.59 - 2.74 (m, 2 H) 1.33 (d, $J=6.71$ Hz, 3 H) 1.00 - 1.14 (m, 1 H) 0.82 - 1.00 (m, 1 H) 0.39 - 0.59 (m, 3 H) 0.26 (dt, $J=9.38, 4.62$ Hz, 1 H).

Example 49B: LC-MS $(M+H)^+ = 519.3$. 1H NMR (500 MHz, MeOD) δ ppm 7.87 (d, $J=2.14$ Hz, 1 H) 7.66 (d, $J=1.53$ Hz, 1 H) 7.15 - 7.25 (m, 3 H) 7.13 (d, $J=8.55$ Hz, 1 H) 7.02 (t, $J=8.85$ Hz, 2 H) 6.98 (dd, $J=8.55, 2.14$ Hz, 1 H) 4.16 (t, $J=8.09$ Hz, 1 H) 3.82 - 3.98 (m, 1 H) 3.60 (s, 3 H) 2.78 - 2.87 (m, 1 H) 2.55 - 2.75 (m, 2 H) 1.91 - 2.04 (m, 1 H)

1.35 (d, J=6.71 Hz, 3 H) 0.79 - 0.98 (m, 1 H) 0.55 (td, J=8.70, 4.27 Hz, 1 H) 0.45 - 0.51 (m, 1 H) 0.32 - 0.43 (m, J=9.65, 5.04, 4.86, 4.86 Hz, 1 H) 0.16 - 0.29 (m, 1 H).

Example 50

- 5 *N*2-(4-(4-chloro-1H-imidazol-1-yl)-3-methoxyphenyl)-*N*4-((*S*)-1-cyclopropylethyl)-7-(4-fluorophenyl)-6,7-dihydro-5H-cyclopenta[d]pyrimidine-2,4-diamine, TFA



Diastereomeric mixture

- 10 2-chloro-*N*-((*S*)-1-cyclopropylethyl)-7-(4-fluorophenyl)-6,7-dihydro-5H-cyclopenta[d]pyrimidin-4-amine (Preparation Hz) was reacted as described in Example 112 with 4-(4-chloro-1H-imidazol-1-yl)-3-methoxyaniline (Preparation A) to give *N*2-(4-(4-chloro-1H-imidazol-1-yl)-3-methoxyphenyl)-*N*4-((*S*)-1-cyclopropylethyl)-7-(4-fluorophenyl)-6,7-dihydro-5H-cyclopenta[d]pyrimidine-2,4-diamine, TFA as a mixture of
- 15 two diastereomers (Example 50). LC-MS (M+H)⁺ = 519.5. ¹H NMR (500 MHz, CDCl₃) δ ppm 11.84 (s, 1 H) 7.80 (s, 1 H) 7.43 (s, 1 H) 7.41 (d, J=8.85 Hz, 1 H) 7.28 (s, 1 H) 7.26 (ddd, J=8.70, 5.19, 1.98 Hz, 1 H) 7.19 (d, J=8.55 Hz, 1 H) 7.11 (s, 1 H) 7.04 (td, J=8.62, 1.68 Hz, 2 H) 5.66 (t, J=6.87 Hz, 1 H) 4.40 - 4.52 (m, 1 H) 3.72 - 3.87 (m, 4 H) 2.87 - 3.07 (m, 1 H) 2.67 - 2.86 (m, 2 H) 2.26 - 2.40 (m, 1 H) 1.40 (dd, J=6.56, 4.12 Hz, 3
- 20 H) 1.03 - 1.15 (m, 1 H) 0.56 - 0.76 (m, 2 H) 0.29 - 0.49 (m, 2 H).

The mixture of two diastereomers was separated by chiral chromatography to afford two diastereomers Example 50A and 50B as free amines.

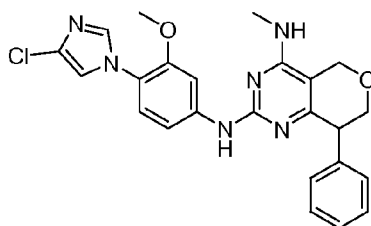
- Example 50A: LC-MS (M+H)⁺ = 519.3. ¹H NMR (500 MHz, MeOD) δ ppm 7.88 (d, J=2.14 Hz, 1 H) 7.67 (d, J=1.53 Hz, 1 H) 7.17 - 7.24 (m, 3 H) 7.14 (d, J=8.55 Hz, 1 H)
- 25 6.90 - 7.08 (m, 3 H) 4.18 (t, J=8.09 Hz, 1 H) 3.88 (dd, J=8.09, 6.56 Hz, 1 H) 3.61 (s, 3 H) 2.77 - 2.89 (m, 1 H) 2.58 - 2.77 (m, 2 H) 1.90 - 2.05 (m, 1 H) 1.35 (d, J=6.71 Hz, 3 H)

1.07 (dt, $J=8.24, 4.88$ Hz, 1 H) 0.51 - 0.57 (m, 1 H) 0.44 - 0.51 (m, 1 H) 0.40 (dd, $J=9.61, 4.73$ Hz, 1 H) 0.17 - 0.29 (m, 1 H).

Example 50B: LC-MS ($M+H$)⁺ = 519.3. ¹H NMR (500 MHz, MeOD) δ ppm 7.87 (d, $J=1.83$ Hz, 1 H) 7.67 (s, 1 H) 7.20 - 7.27 (m, 3 H) 7.14 (d, $J=8.55$ Hz, 1 H) 6.93 - 7.08 (m, 3 H) 4.17 (t, $J=8.24$ Hz, 1 H) 3.75 - 3.93 (m, 1 H) 3.61 (s, 3 H) 2.76 - 2.88 (m, 1 H) 2.54 - 2.73 (m, 2 H) 1.89 - 2.08 (m, 1 H) 1.34 (d, $J=6.71$ Hz, 3 H) 0.99 - 1.12 (m, 1 H) 0.54 - 0.63 (m, 1 H) 0.46 - 0.54 (m, 1 H) 0.43 (dd, $J=9.61, 4.73$ Hz, 1 H) 0.18 - 0.28 (m, 1 H).

10 Example 51

*N*²-(4-(4-chloro-1H-imidazol-1-yl)-3-methoxyphenyl)-*N*⁴-methyl-8-phenyl-7,8-dihydro-5H-pyrano[4,3-d]pyrimidine-2,4-diamine

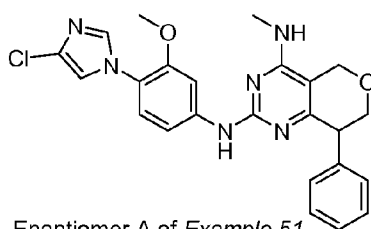


2-chloro-N-methyl-8-phenyl-7,8-dihydro-5H-pyrano[4,3-d]pyrimidin-4-amine

- 15 (Preparation 1a) (125 mg, 0.453 mmol) and 4-(4-chloro-1H-imidazol-1-yl)-3-methoxyaniline (Preparation A) (101 mg, 0.453 mmol) were combined and purified as per Example 26 to give *N*²-(4-(4-chloro-1H-imidazol-1-yl)-3-methoxyphenyl)-*N*⁴-methyl-8-phenyl-7,8-dihydro-5H-pyrano[4,3-d]pyrimidine-2,4-diamine, TFA (178 mg, 0.309 mmol, 68.1 % yield) as a slightly yellow, scrapable glass. LC-MS ($M+H$)⁺ = 463.2. ¹H
- 20 NMR (500 MHz, MeOD) δ ppm 7.81 (1 H, s), 7.62 (1 H, s), 7.32 - 7.47 (7 H, m), 7.14 (1 H, dd, $J=8.55, 2.14$ Hz), 4.54 - 4.72 (2 H, m), 4.19 (1 H, dd, $J=11.44, 4.73$ Hz), 4.10 (1 H, t, $J=4.43$ Hz), 3.94 (1 H, dd, $J=11.44, 4.73$ Hz), 3.86 (3 H, s), 3.15 - 3.19 (3 H, m).

Example 51A

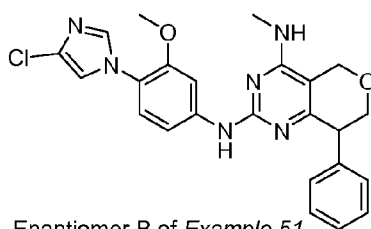
- 25 *N*²-(4-(4-chloro-1H-imiazol-1-yl)-3-methoxyphenyl)-*N*⁴-methyl-8-phenyl-7,8-dihydro-5H-pyrano[4,3-d]pyrimidine-2,4-diamine

Enantiomer A of *Example 51*

N^2 -(4-(4-chloro-1H-imiazol-1-yl)-3-methoxyphenyl)- N^4 -methyl-8-phenyl-7,8-dihydro-5H-pyrano[4,3-d]pyrimidine-2,4-diamine *Example 51* was separated by multiple chiral prep HPLC injections (OJ-H 30 x 250mm, 10 μ M, EtOH/Heptane) to give N^2 -(4-(4-chloro-1H-imidazol-1-yl)-3-methoxyphenyl)- N^4 -methyl-8-phenyl-7,8-dihydro-5H-pyrano[4,3-d]pyrimidine-2,4-diamine, TFA (first to elute, enantiomer A) (36.5 mg, 0.063 mmol) as a yellow solid. LC-MS (M+H)⁺ = 463.2. ¹H NMR (500 MHz, *MeOD*) δ ppm 7.83 (1 H, br. s.), 7.70 (1 H, br. s.), 7.35 (2 H, t, J =7.32 Hz), 7.24 - 7.33 (4 H, m), 7.21 (1 H, d, J =8.55 Hz), 6.97 - 7.05 (1 H, m), 4.52 - 4.71 (2 H, m), 4.16 (1 H, dd, J =11.44, 4.73 Hz), 3.98 (1 H, br. s.), 3.87 - 3.96 (1 H, m), 3.61 (3 H, br. s.), 3.06 - 3.14 (3 H, m). The absolute stereochemistry of *Example 51A* was not determined.

Example 51B

N^2 -(4-(4-chloro-1H-imiazol-1-yl)-3-methoxyphenyl)- N^4 -methyl-8-phenyl-7,8-dihydro-5H-pyrano[4,3-d]pyrimidine-2,4-diamine

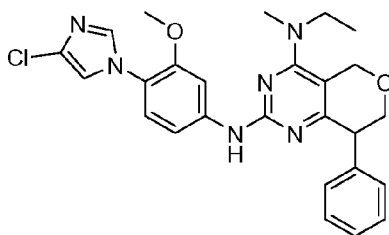
Enantiomer B of *Example 51*

N^2 -(4-(4-chloro-1H-imiazol-1-yl)-3-methoxyphenyl)- N^4 -methyl-8-phenyl-7,8-dihydro-5H-pyrano[4,3-d]pyrimidine-2,4-diamine *Example 51* was separated by multiple chiral prep HPLC injections (OJ-H 30 x 250mm, 10 μ M, EtOH/Heptane) to give N^2 -(4-(4-chloro-1H-imidazol-1-yl)-3-methoxyphenyl)- N^4 -methyl-8-phenyl-7,8-dihydro-5H-pyrano[4,3-d]pyrimidine-2,4-diamine, TFA (second to elute, enantiomer B) (30.9 mg, 0.054 mmol) as a yellow solid. LC-MS (M+H)⁺ = 463.2. ¹H NMR (500 MHz, *MeOD*) δ ppm 7.74 (2 H, br. s.), 7.24 - 7.48 (7 H, m), 7.01 - 7.13 (1 H, m), 4.52 - 4.73 (2 H, m),

4.17 (1 H, dd, $J=11.44$, 4.73 Hz), 4.00 - 4.11 (1 H, m), 3.88 - 4.00 (1 H, m), 3.71 (3 H, br. s.), 3.12 (3 H, s). The absolute stereochemistry of *Example 51B* was not determined.

Example 52

- 5 *N*²-(4-(4-Chloro-1*H*-imidazol-1-yl)-3-methoxyphenyl)-*N*⁴-ethyl-*N*⁴-methyl-8-phenyl-7,8-dihydro-5*H*-pyrano[4,3-*d*]pyrimidine-2,4-diamine

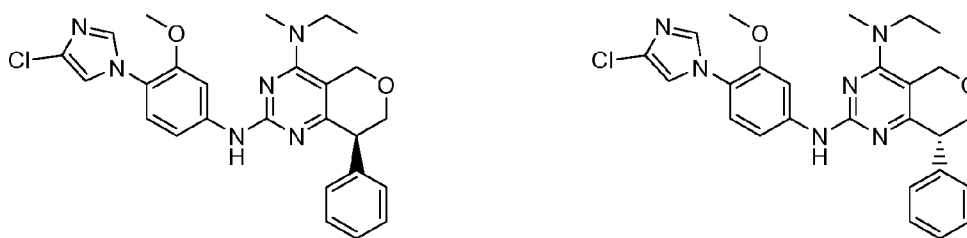


- To a solution of 2-chloro-*N*-ethyl-*N*-methyl-8-phenyl-7,8-dihydro-5*H*-pyrano[4,3-*d*]pyrimidin-4-amine (146 mg, 0.481 mmol) and 4-(4-chloro-1*H*-imidazol-1-yl)-3-methoxyaniline (107 mg, 0.481 mmol) in THF (1.0 mL) and acetic acid (1.0 mL). The reaction mixture was stirred overnight at 75°C. The crude reaction mixture was purified by preparative HPLC. The appropriate fractions were evaporated to afford *N*²-(4-(4-chloro-1*H*-imidazol-1-yl)-3-methoxyphenyl)-*N*⁴-ethyl-*N*⁴-methyl-8-phenyl-7,8-dihydro-5*H*-pyrano[4,3-*d*]pyrimidine-2,4-diamine, TFA salt (59.9 mg, 0.092 mmol, 93 % yield).
- 15 LC-MS ($M+H$)⁺ = 491.4. ¹H NMR (500 MHz, CDCl₃) δ ppm 11.77 (1H, s), 7.67 (1H, d, $J=1.5$ Hz), 7.39 (1H, dd, $J=8.5$, 2.1 Hz), 7.26 - 7.35 (5H, m), 7.16 (1H, s), 7.14 (1H, s), 7.06 (1H, d, $J=1.5$ Hz), 4.75 - 4.90 (2H, m), 4.14 - 4.23 (2H, m), 3.90 (1H, d, $J=7.0$ Hz), 3.81 (3H, s), 3.62 (2H, s), 3.27 (3H, s), 1.34 (3H, t, $J=7.2$ Hz).

- 20 *Examples 52A & 52B*

(S)-*N*²-(4-(4-Chloro-1*H*-imidazol-1-yl)-3-methoxyphenyl)-*N*⁴-ethyl-*N*⁴-methyl-8-phenyl-7,8-dihydro-5*H*-pyrano[4,3-*d*]pyrimidine-2,4-diamine
and

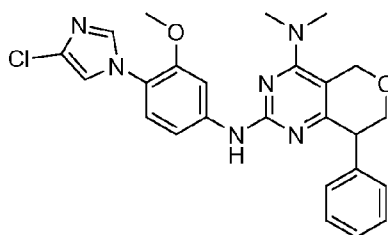
- (R)*-*N*²-(4-(4-Chloro-1*H*-imidazol-1-yl)-3-methoxyphenyl)-*N*⁴-ethyl-*N*⁴-methyl-8-phenyl-7,8-dihydro-5*H*-pyrano[4,3-*d*]pyrimidine-2,4-diamine
- 25



A racemic mixture of N^2 -(4-(4-chloro-1H-imidazol-1-yl)-3-methoxyphenyl)-8-(4-fluorophenyl)- N^4,N^4 -dimethyl-5,6,7,8-tetrahydroquinazoline-2,4-diamine (55.0 mg, 0.112 mmol) (*Example 52*) was purified using chiral SFC to afford peak A (17.2 mg, 0.035 mmol) (*Example 52A*) and peak B (18.8 mg, 0.038 mmol) (*Example 52B*). SFC Method: Chiralpak OJ-H (30 x 250 mm, 5 μ M), 35 % methanol (0.1% diethylamine) in CO₂, 35°C, flow rate 70 mL/min for 13 min, absorbance 268 nm, injection 5 μ L of 27 mg/mL solution in methanol (multiple stacked injections), t_R (peak A) = 4.2 min, t_R (peak B) 8.3 min. The absolute stereochemistry of individual enantiomers (*Examples 52A and 52B*) was not determined. LC-MS and ¹H NMR analytical data for the separated enantiomers was identical to the racemate (*Example 52*).

Example 53

N^2 -(4-(4-Chloro-1H-imidazol-1-yl)-3-methoxyphenyl)- N^4,N^4 -dimethyl-8-phenyl-7,8-dihydro-5H-pyrano[4,3-*d*]pyrimidine-2,4-diamine



To a solution of 2-chloro- N,N -dimethyl-8-phenyl-7,8-dihydro-5H-pyrano[4,3-*d*]pyrimidin-4-amine (135 mg, 0.466 mmol) and 4-(4-chloro-1H-imidazol-1-yl)-3-methoxyaniline (104 mg, 0.466 mmol) in THF (1.0 mL) and acetic acid (1.0 mL). The reaction mixture was stirred overnight at 75°C. The crude reaction mixture was purified by preparative HPLC. The appropriate fractions were evaporated to afford N^2 -(4-(4-chloro-1H-imidazol-1-yl)-3-methoxyphenyl)- N^4,N^4 -dimethyl-8-phenyl-7,8-dihydro-5H-pyrano[4,3-*d*]pyrimidine-2,4-diamine, TFA salt (80.1 mg, 0.130 mmol, 96 % yield). LC-MS (M+H)⁺ = 477.3. ¹H NMR (500 MHz, CDCl₃) δ ppm 11.74 (1H, s), 7.74 (1H, d,

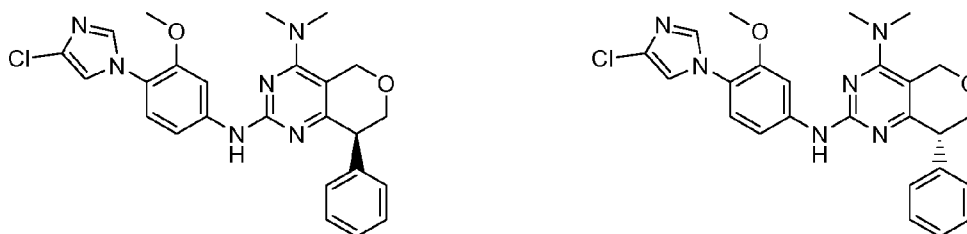
$J=1.5$ Hz), 7.36 (1H, s), 7.34 - 7.26 (6H, m), 7.15 (1H, d, $J=8.2$ Hz), 7.07 (1H, d, $J=1.5$ Hz), 4.83 (1H, m), 4.13 - 4.21 (1H, m), 3.81 (3H, s), 3.47 (3H, s), 3.32 (6H, s).

Examples 53A & 53B

5 *(S)*- N^2 -(4-(4-Chloro-1H-imidazol-1-yl)-3-methoxyphenyl)- N^4,N^4 -dimethyl-8-phenyl-7,8-dihydro-5H-pyrano[4,3-d]pyrimidine-2,4-diamine

and

(R)- N^2 -(4-(4-Chloro-1H-imidazol-1-yl)-3-methoxyphenyl)- N^4,N^4 -dimethyl-8-phenyl-7,8-dihydro-5H-pyrano[4,3-d]pyrimidine-2,4-diamine



10

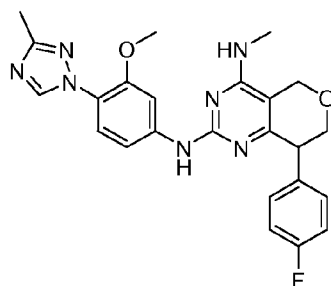
A racemic mixture of N^2 -(4-(4-Chloro-1H-imidazol-1-yl)-3-methoxyphenyl)- N^4,N^4 -dimethyl-8-phenyl-7,8-dihydro-5H-pyrano[4,3-d]pyrimidine-2,4-diamine (80.1 mg, 0.130 mmol) (*Example 53*) was purified using chiral SFC to afford peak A (21.2 mg, 0.044 mmol) (*Example 53A*) and peak B (24.2 mg, 0.051 mmol) (*Example 53B*). SFC

15 Method: Chiralpak OJ-H (30 x 250 mm, 5 μ M), 35 % methanol (0.1% diethylamine) in CO₂, 35°C, flow rate 70 mL/min for 13 min, absorbance 268 nm, injection 5 μ L of 27 mg/mL solution in methanol (multiple stacked injections), t_R (peak A) = 4.5 min, t_R (peak B) 9.5 min. The absolute stereochemistry of individual enantiomers (*Examples 53A and 53B*) was not determined. LC-MS and ¹H NMR analytical data for the separated

20 enantiomers was identical to the racemate (*Example 53*).

Example 54

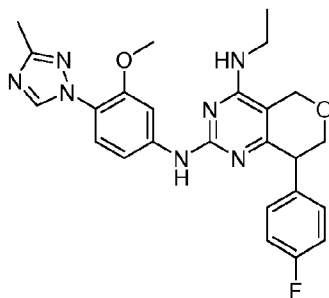
8-(4-fluorophenyl)- N^2 -(3-methoxy-4-(3-methyl-1H-1,2,4-triazol-1-yl)phenyl)- N^4 -methyl-7,8-dihydro-5H-pyrano[4,3-d]pyrimidine-2,4-diamine



A solution of Preparation D (0.076 g, 0.38 mmol), Preparation Ja (0.11 g, 0.38 mmol), Na₂CO₃ (0.079 g, 0.75 mmol) and xantphos (0.216 g, 0.38 mmol) in dioxane/water (9: 1) was purged with argon for 1 h at room temperature. Pd(dba)₃ (0.17 g, 0.18 mmol) was added to the reaction mixture and the resulting solution was purged with argon for another 1 h. The reaction mass was heated at 110 °C for 24 h. The reaction mass was filtered through a bed of diatomaceous earth (Celite[®]) and washed with ethyl acetate. The filtrate was evaporated under reduced pressure and the residue was diluted with water. The aqueous solution was extracted with ethyl acetate (50 mL x 2). The combined organic layer was washed with brine solution (25 mL), dried over anhydrous Na₂SO₄ and evaporated under reduced pressure to get crude compound. The crude compound was purified by prep-HPLC to give 8-(4-fluorophenyl)-N2-(3-methoxy-4-(3-methyl-1H-1,2,4-triazol-1-yl)phenyl)-N4-methyl-7,8-dihydro-5H-pyrano[4,3-d]pyrimidine-2,4-diamine (0.08 g, 47%) as off-white solid. LC-MS (M+H)⁺ = 462.2. ¹H NMR (400 MHz, DMSO-*d*₆): δ ppm 8.70 (1H, s), 7.8 (1H, m), 7.5 (1H, m), 7.34 (2H, m), 7.21 (4H, m), 7.13 (1H, m), 4.60 (1H, d, *J* = 14.0 Hz), 4.46 (1H, d, *J* = 14.0 Hz), 3.83 (2H, m), 3.78 (1H, m), 3.75 (3H, s), 3.01 (3H, d, *J* = 4.0 Hz), 2.32 (3H, s). The racemic mixture was separated by chiral chromatography to afford the enantiomers Example 54A and 54B, which had identical spectral data.

Example 55

N4-ethyl-8-(4-fluorophenyl)-N2-(3-methoxy-4-(3-methyl-1H-1,2,4-triazol-1-yl)phenyl)-7,8-dihydro-5H-pyrano[4,3-d]pyrimidine-2,4-diamine

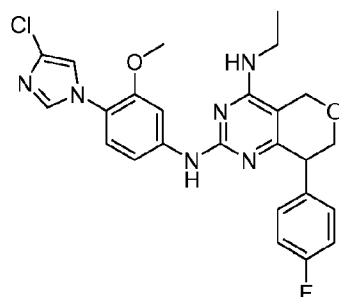


A solution of Preparation D (0.085 g, 0.40 mmol), Preparation Jb (0.16 g, 0.52 mmol), Na₂CO₃ (0.11 g, 1.0 mmol) and xantphos (0.30 g, 0.52 mmol) in dioxane/water (9: 1) was purged with argon for 1 h at room temperature. Pd(dba)₃ (0.26 g, 0.26 mmol) was added to the reaction mixture and the resulting solution was purged with argon for another 1 h. The reaction mass was heated at 110 °C for 24 h. The reaction mass was filtered through a bed of diatomaceous earth (Celite[®]) and washed with ethyl acetate. The filtrate was evaporated under reduced pressure and the residue was diluted with water. The aqueous solution was extracted with ethyl acetate (10 mL x 3). The combined organic layer was washed with brine solution (10 mL), dried over anhydrous Na₂SO₄ and evaporated under reduced pressure to get crude compound. The crude compound was purified by prep-HPLC to give N4-ethyl-8-(4-fluorophenyl)-N2-(3-methoxy-4-(3-methyl-1H-1,2,4-triazol-1-yl)phenyl)-7,8-dihydro-5H-pyrano[4,3-d]pyrimidine-2,4-diamine (0.90 g, 40%) as off-white solid. LC-MS (M+H)⁺ = 476.2. ¹H NMR (400 MHz, DMSO-*d*₆): δ ppm 8.69 (1H, s), 7.73 (1H, s), 7.48 (1H, s), 7.34 (2H, m), 7.21-7.13 (3H, m), 4.62 (1H, d, *J* = 14.0 Hz), 4.47 (1H, d, *J* = 14.0 Hz), 4.07 (2H, m), 3.92 (2H, m), 3.82 (3H, s), 3.54 (3H, m), 2.33 (3H, s), 1.22 (3H, t, *J* = 7.2.0 Hz).

The racemic mixture was separated by chiral chromatography to afford the enantiomers Example 55A and 55B, which had identical spectral data.

Example 56

N2-(4-(4-chloro-1H-imidazol-1-yl)-3-methoxyphenyl)-N4-ethyl-8-(4-fluorophenyl)-7,8-dihydro-5H-pyrano[4,3-d]pyrimidine-2,4-diamine

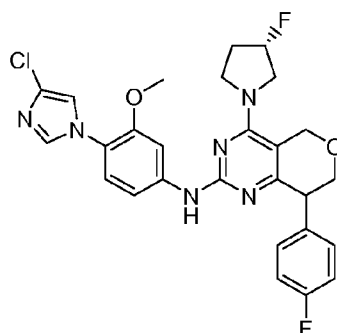


A solution of Preparation A (0.70 g, 0.32 mmol), Preparation Jb (0.11 g, 0.35 mmol), Na₂CO₃ (0.07 g, 0.71 mmol) and xantphos (0.20 g, 0.35 mmol) in dioxane/water (9: 1) was purged with argon for 1 h at room temperature. Pd(dba)₃ (0.18 g, 0.17 mmol) was added to the reaction mixture and the resulting solution was purged for another 1 h. The reaction mass was heated at 110 °C for 24 h. The reaction mass was filtered through a bed of diatomaceous earth (Celite[®]) and washed with ethyl acetate. The filtrate was evaporated under reduced pressure and the residue was diluted with water. The aqueous solution was extracted with ethyl acetate (50 mL x 2). The combined organic layer was washed with brine solution (25 mL), dried over anhydrous Na₂SO₄ and evaporated under reduced pressure to get crude compound. The crude compound was purified by prep-HPLC to give N2-(4-(4-chloro-1H-imidazol-1-yl)-3-methoxyphenyl)-N4-ethyl-8-(4-fluorophenyl)-7,8-dihydro-5H-pyrano[4,3-d]pyrimidine-2,4-diamine (0.70 g, 40%) as off-white solid. LC-MS (M-H)⁺ = 495.2. ¹H NMR (400 MHz, -DMSO-*d*6): δ ppm 9.91 (1H, *sb*), 7.83 (1H, m), 7.69 (1H, s), 7.39 (1H, s), 7.22 (4H, m), 7.10 (4H, m), 4.65 (1H, d, *J* = 14.0 Hz), 4.48 (1H, d, *J* = 14.0 Hz), 4.04 (1H, m), 3.83 (1H, m), 3.74 (3H, s), 3.54 (2H, m), 1.22 (3H, t, *J* = 7.2.0 Hz).

The racemic mixture was separated by chiral chromatography to afford the enantiomers Example 56A and 56B, which had identical spectral data.

Example 57A

N-(4-(4-chloro-1H-imidazol-1-yl)-3-methoxyphenyl)-8-(4-fluorophenyl)-4-((*R*)-3-fluoropyrrolidin-1-yl)-7,8-dihydro-5H-pyrano[4,3-d]pyrimidin-2-amine

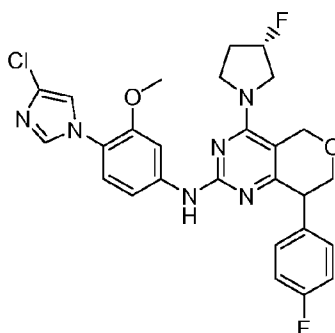


A solution of Preparation A (0.051 g, 0.23 mmol), Preparation Jc1 (0.09 g, 0.25 mmol), Na_2CO_3 (0.050 g, 0.51 mmol) and xantphos (0.148 g, 0.25 mmol) in dioxane/water (9: 1) was purged with argon for 1 h at room temperature. $\text{Pd}(\text{dba})_3$ (0.132 g, 0.12 mmol) was added to the reaction mixture and the resulting solution was purged for another 1 h. The reaction mass was heated at 110 °C for 24 h. The reaction mass was filtered through a bed of diatomaceous earth (Celite[®]) and washed with ethyl acetate. The filtrate was evaporated under reduced pressure and the residue was diluted with water. The aqueous solution was extracted with ethyl acetate (50 mL x 2). The combined organic layer was washed with brine solution (25 mL), dried over anhydrous Na_2SO_4 and evaporated under reduced pressure to get crude compound. The crude compound was purified by column chromatography (60-120 mesh) using 10% methanol in dichloromethane as mobile phase to give N-(4-(4-chloro-1H-imidazol-1-yl)-3-methoxyphenyl)-8-(4-fluorophenyl)-4-((R)-3-fluoropyrrolidin-1-yl)-7,8-dihydro-5H-pyrano[4,3-d]pyrimidin-2-amine (0.030g, 18%) as an off-white solid.

LC-MS $(\text{M}+\text{H})^+ = 539.0$. ^1H NMR (400 MHz, $\text{DMSO}-d_6$): δ ppm 9.19 (1H, s), 7.89 (1H, s), 7.74 (1H, s), 7.43 (1H, s), 7.27 (2H, m), 7.18-7.11 (4H, m), 5.42 (1H, m), 5.04 (1H, d, $J = 13.6$ Hz), 4.81 (1H, d, $J = 13.6$ Hz), 4.13 (2H, m), 3.91-3.77 (4H, m), 3.66 (1H, m), 3.58 (3H, s), 2.23 (2H, m).

Example 57B

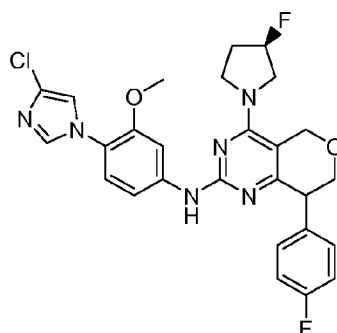
N-(4-(4-chloro-1H-imidazol-1-yl)-3-methoxyphenyl)-8-(4-fluorophenyl)-4-((R)-3-fluoropyrrolidin-1-yl)-7,8-dihydro-5H-pyrano[4,3-d]pyrimidin-2-amine



- A solution of Preparation A (0.062 g, 0.28 mmol), Preparation Jc2 (0.110 g, 0.31 mmol), Na_2CO_3 (0.066 g, 0.62 mmol) and xantphos (0.181 g, 0.31 mmol) in dioxane/water (9: 1) was purged with argon for 1 h at room temperature. $\text{Pd}(\text{dba})_3$ (0.162 g, 0.15 mmol) was added to the reaction mixture and the resulting solution was purged with argon for another 1 h. The reaction mass was heated at 110 °C for 24 h. The reaction mass was filtered through a bed of diatomaceous earth (Celite[®]) and washed with ethyl acetate. The filtrate was evaporated under reduced pressure and the residue was diluted with water. The aqueous solution was extracted with ethyl acetate (50 mL x 2).
- The combined organic layer was washed with brine solution (50 mL), dried over anhydrous Na_2SO_4 and evaporated under reduced pressure to get crude compound. The crude compound was purified by column chromatography (60-120 mesh) using 8% methanol in dichloromethane as mobile phase to give N-(4-(4-chloro-1H-imidazol-1-yl)-3-methoxyphenyl)-8-(4-fluorophenyl)-4-((R)-3-fluoropyrrolidin-1-yl)-7,8-dihydro-5H-pyrano[4,3-d]pyrimidin-2-amine (0.031 g, 19%) as an off-white solid. LC-MS $(\text{M}+\text{H})^+ = 539.0$. ^1H NMR (400 MHz, $\text{DMSO}-d_6$): δ ppm 9.21 (1H, s), 7.87 (1H, s), 7.74 (1H, s), 7.43 (1H, s), 7.24 (2H, m), 7.16-7.09 (4H, m), 5.36 (1H, m), 4.95 (2H, m), 5.05 (1H, m), 3.95-3.80 (2H, m), 3.78-3.70 (4H, m), 3.6 (3H, s), 2.22 (2H, m).

20 Example 58A

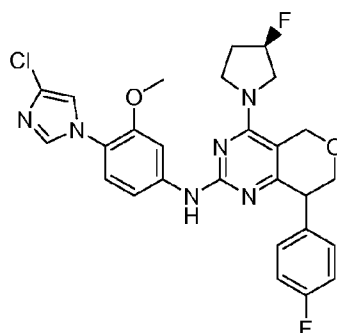
N-(4-(4-chloro-1H-imidazol-1-yl)-3-methoxyphenyl)-8-(4-fluorophenyl)-4-((S)-3-fluoropyrrolidin-1-yl)-7,8-dihydro-5H-pyrano[4,3-d]pyrimidin-2-amine



A solution of Preparation A (0.057 g, 0.28 mmol), Preparation Jd1 (0.10 g, 0.28 mmol), Na₂CO₃ (0.06 g, 0.56 mmol) and xantphos (0.16 g, 0.28 mmol) in dioxane/water (9: 1) was purged with argon for 1 h at room temperature. Pd(dba)₃ (0.14 g, 0.14 mmol) was added to the reaction mixture and the resulting solution was purged with argon for another 1 h. The reaction mass was heated at 110 °C for 24 h. The reaction mass was filtered through a bed of diatomaceous earth (Celite[®]) and washed with ethyl acetate. The filtrate was evaporated under reduced pressure and the residue was diluted with water. The aqueous solution was extracted with ethyl acetate (50 mL x 2). The combined organic layer was washed with brine solution (25 mL), dried over anhydrous Na₂SO₄ and evaporated under reduced pressure to get crude compound. The crude compound was purified by column chromatography (60-120 mesh) using 10% methanol in dichloromethane as mobile phase to give N-(4-(4-chloro-1H-imidazol-1-yl)-3-methoxyphenyl)-8-(4-fluorophenyl)-4-((S)-3-fluoropyrrolidin-1-yl)-7,8-dihydro-5H-pyrano[4,3-d]pyrimidin-2-amine (0.040 g, 27%) as off-white solid. LC-MS (M+H)⁺ = 539.0. ¹H NMR (400 MHz, DMSO-*d*₆): δ ppm 9.45 (1H, sb), 7.79 (1H, s), 7.71 (1H, m), 7.47 (1H, s), 7.34-7.26 (2H, m), 7.21-7.12 (4H, m), 5.41 (1H, m), 5.07 (1H, d, *J* = 14.0 Hz), 4.85 (1H, d, *J* = 14.0 Hz), 4.53-4.38 (2H, m), 4.32-4.30 (4H, m), 3.89-3.64 (4H, m), 2.50-2.58 (2H, m).

Example 58B

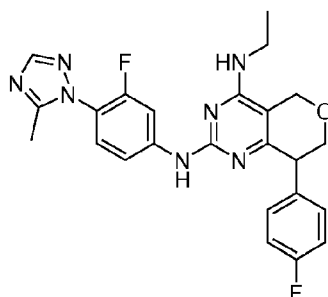
N-(4-(4-chloro-1H-imidazol-1-yl)-3-methoxyphenyl)-8-(4-fluorophenyl)-4-((S)-3-fluoropyrrolidin-1-yl)-7,8-dihydro-5H-pyrano[4,3-d]pyrimidin-2-amine



A solution of Preparation A (0.062 g, 0.282 mmol), Preparation Jd2 (0.11 g, 0.310 mmol), Na_2CO_3 (0.065 g, 0.620 mmol) and xantphos (0.179 g, 0.310 mmol) in dioxane/water (9: 1) was purged with argon for 1 h at room temperature. $\text{Pd}(\text{dba})_3$ (0.16 g, 0.155 mmol) was added to the reaction mixture and the resulting solution was purged for another 1 h. The reaction mass was heated at 110 °C for 24 h. The reaction mass was filtered through a bed of diatomaceous earth (Celite[®]) and washed with ethyl acetate. The filtrate was evaporated under reduced pressure and the residue was diluted with water. The aqueous solution was extracted with ethyl acetate (25 mL x 3). The combined organic layer was washed with brine solution (25 mL), dried over anhydrous Na_2SO_4 and evaporated under reduced pressure to get crude compound. The crude compound was purified by column chromatography (60-120 mesh) using 10% methanol in dichloromethane as mobile phase to give N-(4-(4-chloro-1H-imidazol-1-yl)-3-methoxyphenyl)-8-(4-fluorophenyl)-4-((S)-3-fluoropyrrolidin-1-yl)-7,8-dihydro-5H-pyrano[4,3-d]pyrimidin-2-amine (0.040 g, 27%) as off-white solid. LC-MS $(\text{M}+\text{H})^+ = 539.0$. ^1H NMR (400 MHz, $\text{DMSO}-d_6$): δ ppm 9.39 (1H, sb), 7.78 (1H, s), 7.71 (1H, m), 7.46 (1H, s), 7.28-7.13 (6H, m), 5.40 (1H, m), 4.94 (2H, m), 4.04-3.95 (4H, m), 3.83 (3H, m), 3.67 (3H, m), 2.33-2.08 (2H, m).

20 Example 59

N4-ethyl-N2-(3-fluoro-4-(5-methyl-1H-1,2,4-triazol-1-yl)phenyl)-8-(4-fluorophenyl)-7,8-dihydro-5H-pyrano[4,3-d]pyrimidine-2,4-diamine



The method of example 56 was used to combine Preparation C and Preparation Jb to afford N4-ethyl-N2-(3-fluoro-4-(5-methyl-1H-1,2,4-triazol-1-yl)phenyl)-8-(4-fluorophenyl)-7,8-dihydro-5H-pyrano[4,3-d]pyrimidine-2,4-diamine. LC-MS (M+H)⁺ =

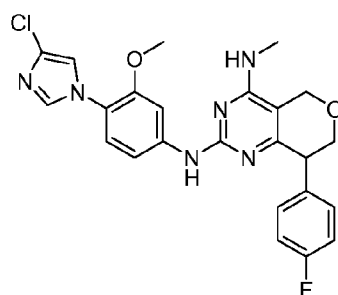
5 464.3. ¹H NMR (500 MHz, *MeOD*) δ ppm 7.99 - 8.06 (2 H, m), 7.24 - 7.34 (4 H, m), 7.04 (2 H, t, *J*=8.70 Hz), 4.65 (1 H, d, *J*=14.30 Hz), 4.56 (1 H, d, *J*=14.30 Hz), 4.16 (1 H, dd, *J*=11.29, 4.58 Hz), 3.94 - 4.00 (1 H, m), 3.92 (1 H, t, *J*=4.88 Hz), 3.57 (2 H, q, *J*=7.12 Hz), 2.37 (3 H, s), 1.29 (3 H, t, *J*=7.17 Hz)

The racemic mixture was separated by chiral chromatography to afford the enantiomers

10 Example 59A and 59B, which had identical spectral data.

Example 60

*N*2-(4-(4-chloro-1H-imidazol-1-yl)-3-methoxyphenyl)-8-(4-fluorophenyl)-N4-methyl-7,8-dihydro-5H-pyrano[4,3-d]pyrimidine-2,4-diamine



15

A solution of Preparation A (0.15 g, 0.61 mmol), Preparation Ja (0.20 g, 0.61 mmol), Na₂CO₃ (0.144 g, 1.31 mmol) and xantphos (0.39 g, 0.61 mmol) in dioxane/water (9: 1) was purged with argon for 1 h at room temperature. Pd(dba)₃ (0.31 g, 0.32 mmol) was added to the reaction mixture and the resulting solution was purged for another 1 h.

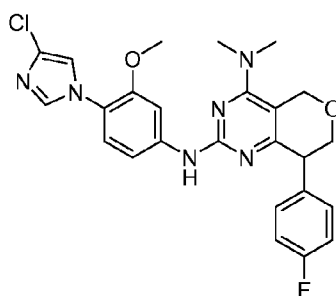
20 The reaction mass was heated at 110 °C for 24 h. The reaction mass was filtered through a bed of diatomaceous earth (Celite[®]) and washed with ethyl acetate. The filtrate was

evaporated under reduced pressure and the residue was diluted with water. The aqueous solution was extracted with ethyl acetate (25 mL x 2). The combined organic layer was washed with brine solution (25 mL), dried over anhydrous Na₂SO₄ and evaporated under reduced pressure to get crude compound. The crude compound was purified by column chromatography (Silica gel, 60-120 mesh) using 50% ethyl acetate in pet-ether as mobile phase to give to give N2-(4-(4-chloro-1H-imidazol-1-yl)-3-methoxyphenyl)-8-(4-fluorophenyl)-N4-methyl-7,8-dihydro-5H-pyrano[4,3-d]pyrimidine-2,4-diamine (0.12 g, 37%) as off-white solid. LC-MS (M-H)⁺ = 479.0. ¹H NMR (400 MHz, DMSO-*d*₆): δ ppm 12.02 (1H, *sb*), 9.17 (1H, *s*), 8.06 (1H, *s*), 7.73 (1H, *s*), 7.41 (1H, *s*), 7.25-7.08 (5H, *m*), 6.77 (1H, *m*), 4.57 (1H, *d*, *J* = 14.4 Hz), 4.44 (1H, *d*, *J* = 14.4 Hz), 4.02 (1H, *m*), 3.89 (1H, *m*), 3.80 (1H, *m*), 3.3 (3H, *s*), 2.93 (3H, *d*, *J* = 4.0 Hz).

The racemic mixture was separated by chiral chromatography to afford the enantiomers Example 60A and 60B, which had identical spectral data.

15 Example 61

N2-(4-(4-chloro-1H-imidazol-1-yl)-3-methoxyphenyl)-8-(4-fluorophenyl)-N4,N4-dimethyl-7,8-dihydro-5H-pyrano[4,3-d]pyrimidine-2,4-diamine



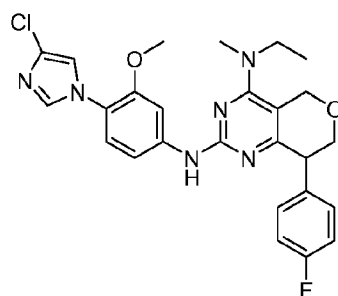
A solution of Preparation A (0.15 g, 0.70 mmol), Preparation Je (0.24 g, 0.78 mmol), Na₂CO₃ (0.16 g, 1.56 mmol) and xantphos (0.45 g, 0.78 mmol) in dioxane/water (9: 1) was purged with argon for 1 h at room temperature. Pd(dba)₃ (0.35 g, 0.39 mmol) was added to the reaction mixture and the resulting solution was purged for another 1 h. The reaction mass was heated at 110 °C for 24 h. The reaction mass was filtered through a bed of diatomaceous earth (Celite[®]) and washed with ethyl acetate. The filtrate was evaporated under reduced pressure and the residue was diluted with water. The aqueous solution was extracted with ethyl acetate (30 mL x 2). The combined organic layer was washed with brine solution (20 mL), dried over anhydrous Na₂SO₄ and evaporated under

reduced pressure to get crude compound. The crude compound was purified by Combiflash (Silica 120 g) using 50% ethyl acetate in pet-ether as mobile phase to give N2-(4-(4-chloro-1H-imidazol-1-yl)-3-methoxyphenyl)-8-(4-fluorophenyl)-N4,N4-dimethyl-7,8-dihydro-5H-pyrano[4,3-d]pyrimidine-2,4-diamine (0.15 g, 47%) as off-white solid. LC-MS (M-H)⁺ = 493.0. ¹H NMR (400 MHz, DMSO-*d*₆): δ ppm 9.21 (1H, s), 7.91 (1H, s), 7.73 (1H, s), 7.41 (1H, s), 7.24 (2H, m), 7.14 (4H, m), 4.83 (1H, d, *J* = 13.6 Hz), 4.70 (1H, d, *J* = 13.6 Hz), 4.16 (1H, m), 4.10 (1H, m), 3.72 (1H, m), 3.56 (3H, s), 3.06 (6H, s).

The racemic mixture was separated by chiral chromatography to afford the enantiomers Example 61A and 61B, which had identical spectral data.

Example 62

N2-(4-(4-chloro-1H-imidazol-1-yl)-3-methoxyphenyl)-N4-ethyl-8-(4-fluorophenyl)-N4-methyl-7,8-dihydro-5H-pyrano[4,3-d]pyrimidine-2,4-diamine



15

A solution of Preparation A (0.13 g, 0.61 mmol), Preparation Jf (0.20 g, 0.61 mmol), Na₂CO₃ (0.13 g, 1.2 mmol) and xantphos (0.36 g, 0.61 mmol) in dioxane/water (9: 1) was purged with argon for 1 h at room temperature. Pd(dba)₃ (0.28 g, 0.31 mmol) was added to the reaction mixture and the resulting solution was purged for another 1 h.

The reaction mass was heated at 110 °C for 24 h. The reaction mass was filtered through a bed of diatomaceous earth (Celite[®]) and washed with ethyl acetate. The filtrate was evaporated under reduced pressure and the residue was diluted with water. The aqueous solution was extracted with ethyl acetate (30 mL x 2). The combined organic layer was washed with brine solution (20 mL), dried over anhydrous Na₂SO₄ and evaporated under reduced pressure to get crude compound. The crude compound was purified by Combiflash (Silica 120 g) using 50% ethyl acetate in pet-ether as mobile phase to give N2-(4-(4-chloro-1H-imidazol-1-yl)-3-methoxyphenyl)-N4-ethyl-8-(4-fluorophenyl)-N4-

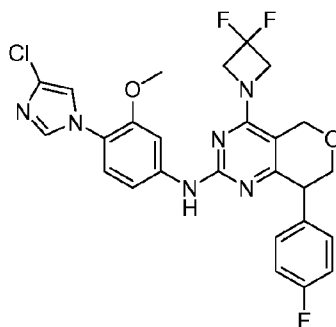
25

methyl-7,8-dihydro-5H-pyrano[4,3-d]pyrimidine-2,4-diamine (0.097 g, 47%) as off-white solid. LC-MS (M+H)⁺ = 509.2. ¹H NMR (400 MHz, DMSO-*d*₆): δ ppm 9.17 (1H, s), 7.83 (1H, s), 7.72 (1H, s), 7.40 (1H, s), 7.24 (2H, m), 7.12 (4H, m), 4.78 (1H, d, *J* = 13.6 Hz), 4.65 (1H, d, *J* = 13.6 Hz), 4.09 (1H, m), 3.73 (1H, m), 3.55 (1H, m), 3.54 (3H, s), 3.38 (2H, m), 3.02 (3H, s), 1.20 (3H, t, *J* = 6.9.0 Hz).

The racemic mixture was separated by chiral chromatography to afford the enantiomers Example 62A and 62B, which had identical spectral data.

Example 63

10 *N*-(4-(4-chloro-1H-imidazol-1-yl)-3-methoxyphenyl)-4-(3,3-difluoroazetidin-1-yl)-8-(4-fluorophenyl)-7,8-dihydro-5H-pyrano[4,3-d]pyrimidin-2-amine



A solution of Preparation A (0.082 g, 0.31 mmol), Preparation Jg (0.13 g, 0.31 mmol), Na₂CO₃ (0.077 g, 0.72 mmol) and xantphos (0.21 g, 0.31 mmol) in dioxane/water (9: 1) was purged with argon for 1 h at room temperature. Pd(dba)₃ (0.16 g, 0.12 mmol) was added to the reaction mixture and the resulting solution was purged for another 1 h. The reaction mass was heated at 110 °C for 24 h. The reaction mass was filtered through a bed of diatomaceous earth (Celite[®]) and washed with ethyl acetate. The filtrate was evaporated under reduced pressure and the residue was diluted with water. The aqueous solution was extracted with ethyl acetate (30 mL x 2). The combined organic layer was washed with brine solution (20 mL), dried over anhydrous Na₂SO₄ and evaporated under reduced pressure to get crude compound. The crude compound was purified by Combiflash (Silica 120 g) using 50% ethyl acetate in pet-ether as mobile phase to give *N*-(4-(4-chloro-1H-imidazol-1-yl)-3-methoxyphenyl)-4-(3,3-difluoroazetidin-1-yl)-8-(4-fluorophenyl)-7,8-dihydro-5H-pyrano[4,3-d]pyrimidin-2-amine (0.070 g, 35%) as off-white solid. LC-MS (M-H)⁺ = 541.0. ¹H NMR (400 MHz, DMSO-*d*₆): δ ppm 9.41 (1H,

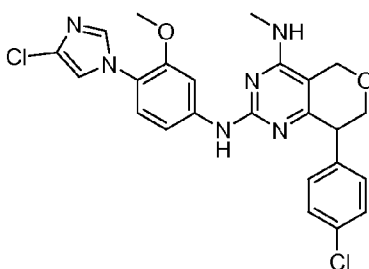
s), 7.88 (1H, s), 7.73 (1H, s), 7.41 (1H, s), 7.25 (2H, m), 7.17-7.08 (4H, m), 4.78-4.63 (6H, m), 4.04 (2H, m), 3.78 (1H, m), 3.50 (3H, s).

The racemic mixture was separated by chiral chromatography to afford the enantiomers Example 63A and 63B, which had identical spectral data.

5

Example 64

*N*²-(4-(4-chloro-1H-imidazol-1-yl)-3-methoxyphenyl)-8-(4-chlorophenyl)-*N*⁴-methyl-7,8-dihydro-5H-pyrano[4,3-d]pyrimidine-2,4-diamine



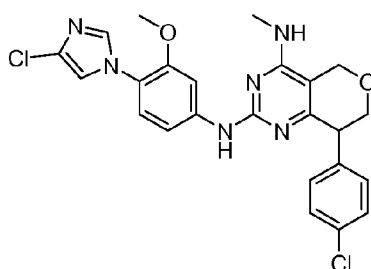
10 2-chloro-8-(4-chlorophenyl)-*N*-methyl-7,8-dihydro-5H-pyrano[4,3-d]pyrimidin-4-amine (*Preparation Kb*) (116 mg, 0.374 mmol) and 4-(4-chloro-1H-imidazol-1-yl)-3-methoxyaniline (*Preparation A*) (84 mg, 0.374 mmol) were combined and purified as per *Example 26* to give *N*²-(4-(4-chloro-1H-imidazol-1-yl)-3-methoxyphenyl)-8-(4-chlorophenyl)-*N*⁴-methyl-7,8-dihydro-5H-pyrano[4,3-d]pyrimidine-2,4-diamine, TFA

15 (105 mg, 0.172 mmol, 45.9 % yield) as a white solid. LC-MS (*M*+*H*)⁺ = 497.1. ¹H NMR (500 MHz, *MeOD*) δ ppm 7.86 (1 H, br. s.), 7.63 (1 H, br. s.), 7.30 - 7.46 (6 H, m), 7.19 (1 H, dd, *J*=8.55, 2.14 Hz), 4.62 - 4.73 (1 H, m), 4.56 (1 H, d, *J*=14.65 Hz), 4.11 - 4.20 (1 H, m), 4.07 (1 H, d, *J*=3.36 Hz), 3.94 (1 H, dd, *J*=11.44, 3.81 Hz), 3.82 - 3.89 (3 H, m), 3.10 - 3.20 (3 H, m).

20

Example 64A

*N*²-(4-(4-chloro-1H-imidazol-1-yl)-3-methoxyphenyl)-8-(4-chlorophenyl)-*N*⁴-methyl-7,8-dihydro-5H-pyrano[4,3-d]pyrimidine-2,4-diamine



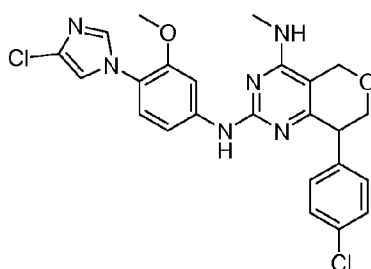
Enantiomer A of Example 64

N^2 -(4-(4-chloro-1H-imidazol-1-yl)-3-methoxyphenyl)-8-(4-chlorophenyl)- N^4 -methyl-7,8-dihydro-5H-pyrano[4,3-d]pyrimidine-2,4-diamine (Example 64) was separated by multiple chiral HPLC injections (OJ-H 30 x 250mm, 10 μ M, 35%

- 5 EtOH/Hexanes) to give N^2 -(4-(4-chloro-1H-imidazol-1-yl)-3-methoxyphenyl)-8-(4-chlorophenyl)- N^4 -methyl-7,8-dihydro-5H-pyrano[4,3-d]pyrimidine-2,4-diamine, TFA (first to elute, enantiomer A) (35 mg, 0.057 mmol) as an off-white solid. LC-MS ($M+H$)⁺ = 497.1. ¹H NMR (500 MHz, *MeOD*) δ ppm 7.80 (1 H, s), 7.71 (1 H, s), 7.36 (2 H, d, J =8.24 Hz), 7.25 - 7.30 (3 H, m), 7.22 (1 H, d, J =8.55 Hz), 7.03 (1 H, d, J =8.55 Hz), 4.50 - 4.68 (2 H, m), 4.15 (1 H, dd, J =11.29, 4.27 Hz), 3.97 (1 H, t, J =4.27 Hz), 3.87 - 3.94 (1 H, m), 3.66 (3 H, s), 3.08 (3 H, s). The absolute stereochemistry of Example 64A was not determined.

Example 64B

- 15 N^2 -(4-(4-chloro-1H-imidazol-1-yl)-3-methoxyphenyl)-8-(4-chlorophenyl)- N^4 -methyl-7,8-dihydro-5H-pyrano[4,3-d]pyrimidine-2,4-diamine



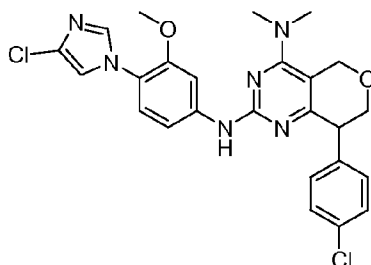
Enantiomer B of Example 64

- N^2 -(4-(4-chloro-1H-imidazol-1-yl)-3-methoxyphenyl)-8-(4-chlorophenyl)- N^4 -methyl-7,8-dihydro-5H-pyrano[4,3-d]pyrimidine-2,4-diamine (Example 64) was separated by multiple chiral HPLC injections (OJ-H 30 x 250mm, 10 μ M, 35% EtOH/Hexanes) to give N^2 -(4-(4-chloro-1H-imidazol-1-yl)-3-methoxyphenyl)-8-(4-chlorophenyl)- N^4 -methyl-7,8-dihydro-5H-pyrano[4,3-d]pyrimidine-2,4-diamine, TFA

(second to elute, enantiomer B) (29mg, 0.047 mmol) as an off-white solid. LC-MS (M+H)⁺ = 497.1. ¹H NMR (500 MHz, MeOD) δ ppm 7.78 (1 H, s), 7.72 (1 H, d, J=1.53 Hz), 7.34 - 7.39 (2 H, m), 7.26 - 7.31 (3 H, m), 7.24 (1 H, d, J=8.55 Hz), 7.04 (1 H, dd, J=8.55, 2.14 Hz), 4.51 - 4.68 (2 H, m), 4.15 (1 H, dd, J=11.29, 4.58 Hz), 3.98 (1 H, t, J=4.43 Hz), 3.91 (1 H, dd, J=11.44, 4.73 Hz), 3.68 (3 H, s), 3.09 (3 H, s). The absolute stereochemistry of *Example 64B* was not determined.

Example 65

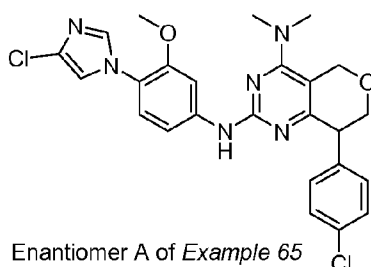
*N*²-(4-(4-chloro-1H-imidazol-1-yl)-3-methoxyphenyl)-8-(4-chlorophenyl)-*N*⁴,*N*⁴-dimethyl-7,8-dihydro-5H-pyrano[4,3-*d*]pyrimidine-2,4-diamine



2-chloro-8-(4-chlorophenyl)-*N,N*-dimethyl-7,8-dihydro-5H-pyrano[4,3-*d*]pyrimidin-4-amine (*Preparation Kc*) (125 mg, 0.386 mmol) and 4-(4-chloro-1H-imidazol-1-yl)-3-methoxyaniline (*Preparation A*) (86 mg, 0.386 mmol) were combined and purified as per *Example 26* to give *N*²-(4-(4-chloro-1H-imidazol-1-yl)-3-methoxyphenyl)-8-(4-chlorophenyl)-*N*⁴,*N*⁴-dimethyl-7,8-dihydro-5H-pyrano[4,3-*d*]pyrimidine-2,4-diamine, TFA (110 mg, 0.176 mmol, 45.6 % yield) as a white solid. LC-MS (M+H)⁺ = 511.1. ¹H NMR (500 MHz, MeOD) δ ppm 7.92 (1 H, br. s.), 7.31 - 7.51 (7 H, m), 7.16 (1 H, dd, J=8.39, 1.98 Hz), 4.91 - 5.05 (2 H, m), 4.12 - 4.30 (2 H, m), 3.76 - 3.91 (4 H, m), 3.34 - 3.44 (6 H, m).

Example 65A

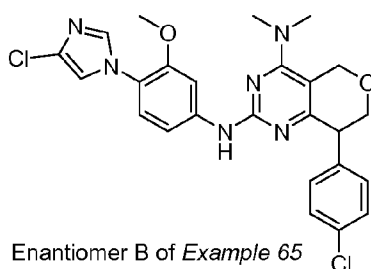
*N*²-(4-(4-chloro-1H-imidazol-1-yl)-3-methoxyphenyl)-8-(4-chlorophenyl)-*N*⁴,*N*⁴-dimethyl-7,8-dihydro-5H-pyrano[4,3-*d*]pyrimidine-2,4-diamine



N^2 -(4-(4-chloro-1H-imidazol-1-yl)-3-methoxyphenyl)-8-(4-chlorophenyl)- N^4,N^4 -dimethyl-7,8-dihydro-5H-pyrano[4,3-d]pyrimidine-2,4-diamine (Example 65) was separated by multiple chiral HPLC injections (OJ-H 30 x 250mm, 10 μ M, 35% EtOH/Hexanes) to give N^2 -(4-(4-chloro-1H-imidazol-1-yl)-3-methoxyphenyl)-8-(4-chlorophenyl)- N^4,N^4 -dimethyl-7,8-dihydro-5H-pyrano[4,3-d]pyrimidine-2,4-diamine, TFA (first to elute, enantiomer A) (35 mg, 0.056 mmol) as an off-white solid. LC-MS ($M+H$)⁺ = 511.1. ¹H NMR (500 MHz, MeOD) δ ppm 7.71 (1 H, d, J =1.22 Hz), 7.67 (1 H, s), 7.36 (2 H, d, J =8.55 Hz), 7.24 - 7.30 (3 H, m), 7.22 (1 H, d, J =8.55 Hz), 7.01 (1 H, dd, J =8.55, 2.14 Hz), 4.77 - 4.96 (2 H, m), 4.23 (1 H, dd, J =11.44, 5.65 Hz), 4.11 (1 H, t, J =5.65 Hz), 3.84 (1 H, dd, J =11.60, 6.10 Hz), 3.60 - 3.66 (3 H, m), 3.18 - 3.23 (6 H, m). The absolute stereochemistry for Example 65A was not determined.

Example 65B

N^2 -(4-(4-chloro-1H-imidazol-1-yl)-3-methoxyphenyl)-8-(4-chlorophenyl)- N^4,N^4 -dimethyl-7,8-dihydro-5H-pyrano[4,3-d]pyrimidine-2,4-diamine



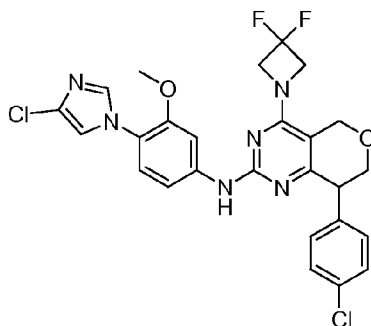
N^2 -(4-(4-chloro-1H-imidazol-1-yl)-3-methoxyphenyl)-8-(4-chlorophenyl)- N^4,N^4 -dimethyl-7,8-dihydro-5H-pyrano[4,3-d]pyrimidine-2,4-diamine (Example 65) was separated by multiple chiral HPLC injections (OJ-H 30 x 250mm, 10 μ M, 35% EtOH/Hexanes) to give N^2 -(4-(4-chloro-1H-imidazol-1-yl)-3-methoxyphenyl)-8-(4-chlorophenyl)- N^4,N^4 -dimethyl-7,8-dihydro-5H-pyrano[4,3-d]pyrimidine-2,4-diamine, TFA (second to elute, enantiomer B) (34 mg, 0.054 mmol) as an off-white solid. LC-MS

(M+H)⁺ = 511.1. ¹H NMR (500 MHz, MeOD) δ ppm 7.73 (1 H, d, J=1.53 Hz), 7.63 (1 H, s), 7.38 (2 H, d, J=8.55 Hz), 7.22 - 7.33 (4 H, m), 7.03 (1 H, dd, J=8.55, 2.14 Hz), 4.81 - 4.97 (2 H, m), 4.24 (1 H, dd, J=11.44, 5.65 Hz), 4.13 (1 H, t, J=5.49 Hz), 3.85 (1 H, dd, J=11.44, 5.95 Hz), 3.68 (3 H, s), 3.24 (6 H, s). The absolute stereochemistry for *Example*

5 65B was not determined.

Example 66

N-(4-(4-chloro-1H-imidazol-1-yl)-3-methoxyphenyl)-8-(4-chlorophenyl)-4-(3,3-difluoroazetidin-1-yl)-7,8-dihydro-5H-pyrano[4,3-d]pyrimidin-2-amine



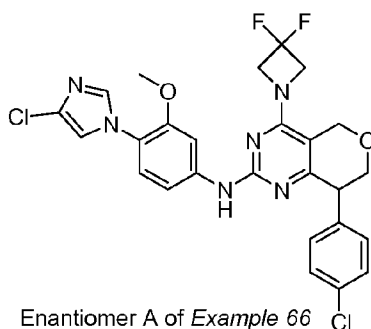
10

2-chloro-8-(4-chlorophenyl)-4-(3,3-difluoroazetidin-1-yl)-7,8-dihydro-5H-pyrano[4,3-d]pyrimidine (*Preparation Ka*) (125 mg, 0.336 mmol) and 4-(4-chloro-1H-imidazol-1-yl)-3-methoxyaniline (*Preparation A*) (75 mg, 0.336 mmol) were combined and purified as per *Example 26* to give *N*-(4-(4-chloro-1H-imidazol-1-yl)-3-methoxyphenyl)-8-(4-chlorophenyl)-4-(3,3-difluoroazetidin-1-yl)-7,8-dihydro-5H-pyrano[4,3-d]pyrimidin-2-amine, TFA (40 mg, 0.059 mmol, 17.69 % yield) as a white solid. LC-MS (M+H)⁺ = 559.1. ¹H NMR (500 MHz, MeOD) δ ppm 7.83 (1 H, br. s.), 7.39 - 7.45 (3 H, m), 7.31 - 7.39 (4 H, m), 7.17 (1 H, dd, J=8.55, 2.14 Hz), 4.88 - 4.97 (5 H, m), 4.74 - 4.81 (1 H, m), 4.08 - 4.19 (2 H, m), 3.91 (1 H, dd, J=11.44, 3.81 Hz), 3.81 (3 H, s).

20

Example 66A

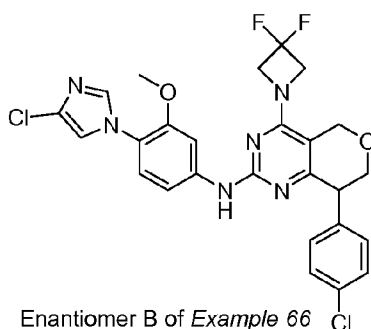
N-(4-(4-chloro-1H-imidazol-1-yl)-3-methoxyphenyl)-8-(4-chlorophenyl)-4-(3,3-difluoroazetidin-1-yl)-7,8-dihydro-5H-pyrano[4,3-d]pyrimidin-2-amine



N-(4-(4-chloro-1H-imidazol-1-yl)-3-methoxyphenyl)-8-(4-chlorophenyl)-4-(3,3-difluoroazetidin-1-yl)-7,8-dihydro-5H-pyrano[4,3-d]pyrimidin-2-amine (*Example 66*) was separated by multiple chiral SFC injections (OD-H 30 x 250mm, 5 μ M, 35% MeOH (0.1% DEA)/CO₂) to give N-(4-(4-chloro-1H-imidazol-1-yl)-3-methoxyphenyl)-8-(4-chlorophenyl)-4-(3,3-difluoroazetidin-1-yl)-7,8-dihydro-5H-pyrano[4,3-d]pyrimidin-2-amine (first to elute, enantiomer A) (7.8 mg, 0.014 mmol) as a white solid. LC-MS (M+H)⁺ = 559.1. ¹H NMR (500 MHz, *MeOD*) δ ppm 7.76 (1 H, s), 7.66 (1 H, s), 7.31 (2 H, d, *J*=8.24 Hz), 7.20 - 7.27 (3 H, m), 7.10 - 7.16 (1 H, m), 6.97 (1 H, d, *J*=8.55 Hz), 4.68 - 4.83 (2 H, m), 4.55 - 4.66 (4 H, m), 4.16 (1 H, dd, *J*=11.44, 5.04 Hz), 4.02 (1 H, t, *J*=4.88 Hz), 3.88 (1 H, dd, *J*=11.29, 5.80 Hz), 3.49 (3 H, s). The absolute stereochemistry of *Example 66A* was not determined.

Example 66B

N-(4-(4-chloro-1H-imidazol-1-yl)-3-methoxyphenyl)-8-(4-chlorophenyl)-4-(3,3-difluoroazetidin-1-yl)-7,8-dihydro-5H-pyrano[4,3-d]pyrimidin-2-amine

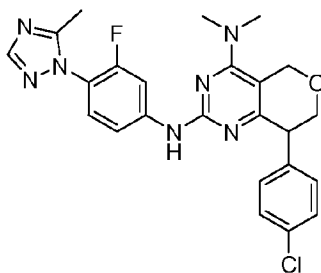


N-(4-(4-chloro-1H-imidazol-1-yl)-3-methoxyphenyl)-8-(4-chlorophenyl)-4-(3,3-difluoroazetidin-1-yl)-7,8-dihydro-5H-pyrano[4,3-d]pyrimidin-2-amine (*Example 66*) was separated by multiple chiral SFC injections (OD-H 30 x 250mm, 5 μ M, 35% MeOH

(0.1% DEA)/CO₂) to give N-(4-(4-chloro-1H-imidazol-1-yl)-3-methoxyphenyl)-8-(4-chlorophenyl)-4-(3,3-difluoroazetidin-1-yl)-7,8-dihydro-5H-pyrano[4,3-d]pyrimidin-2-amine (second to elute, enantiomer B) (8.1 mg, 0.014 mmol) as a white solid. LC-MS (M+H)⁺ = 559.1. ¹H NMR (500 MHz, MeOD) δ ppm 7.76 (1 H, d, J=2.14 Hz), 7.67 (1 H, d, J=1.53 Hz), 7.29 - 7.34 (2 H, m), 7.19 - 7.27 (3 H, m), 7.13 (1 H, d, J=8.55 Hz), 6.97 (1 H, dd, J=8.55, 2.14 Hz), 4.67 - 4.84 (2 H, m), 4.60 (4 H, t, J=12.21 Hz), 4.17 (1 H, dd, J=11.44, 5.04 Hz), 4.02 (1 H, t, J=5.19 Hz), 3.88 (1 H, dd, J=11.29, 5.80 Hz), 3.46 - 3.51 (3 H, m). The absolute stereochemistry of 66B was not determined.

10 Example 67

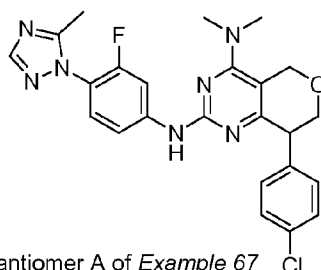
8-(4-chlorophenyl)-N²-(3-fluoro-4-(5-methyl-1H-1,2,4-triazol-1-yl)phenyl)-N⁴,N⁴-dimethyl-7,8-dihydro-5H-pyrano[4,3-d]pyrimidine-2,4-diamine



2-chloro-8-(4-chlorophenyl)-N,N-dimethyl-7,8-dihydro-5H-pyrano[4,3-d]pyrimidin-4-amine (*Preparation Kc*) (128 mg, 0.395 mmol) and 3-fluoro-4-(5-methyl-1H-1,2,4-triazol-1-yl)aniline (*Preparation C*) (76 mg, 0.395 mmol) were combined and purified as per *Example 26* to give 8-(4-chlorophenyl)-N²-(3-fluoro-4-(5-methyl-1H-1,2,4-triazol-1-yl)phenyl)-N⁴,N⁴-dimethyl-7,8-dihydro-5H-pyrano[4,3-d]pyrimidine-2,4-diamine, TFA (120 mg, 0.202 mmol, 51.2 % yield) as a white solid. LC-MS (M+H)⁺ = 480.1. ¹H NMR (500 MHz, MeOD) δ ppm 8.07 (1 H, s), 7.80 (1 H, dd, J=12.36, 2.29 Hz), 7.54 (1 H, t, J=8.55 Hz), 7.40 - 7.47 (3 H, m), 7.34 - 7.40 (2 H, m), 4.90 - 5.04 (2 H, m), 4.22 - 4.28 (1 H, m), 4.20 (1 H, br. s.), 3.87 (1 H, dd, J=11.44, 5.34 Hz), 3.39 (6 H, s), 2.40 (3 H, s).

25 Example 67A

8-(4-chlorophenyl)-N²-(3-fluoro-4-(5-methyl-1H-1,2,4-triazol-1-yl)phenyl)-N⁴,N⁴-dimethyl-7,8-dihydro-5H-pyrano[4,3-d]pyrimidine-2,4-diamine

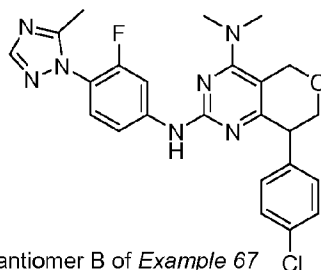


Enantiomer A of Example 67

8-(4-chlorophenyl)-N²-(3-fluoro-4-(5-methyl-1H-1,2,4-triazol-1-yl)phenyl)-N⁴,N⁴-dimethyl-7,8-dihydro-5H-pyrano[4,3-d]pyrimidine-2,4-diamine (Example 67) was separated by multiple chiral SFC injections (AD-H 30 x 250mm, 5 μ M, 40% MeOH
 5 (0.1% DEA)/CO₂) to give 8-(4-chlorophenyl)-N²-(3-fluoro-4-(5-methyl-1H-1,2,4-triazol-1-yl)phenyl)-N⁴,N⁴-dimethyl-7,8-dihydro-5H-pyrano[4,3-d]pyrimidine-2,4-diamine (first to elute, enantiomer A) (25.8 mg, 0.054 mmol) as an opaque glass. LC-MS (M+H)⁺ = 480.1. ¹H NMR (400 MHz, MeOD) δ ppm 7.99 (1 H, s), 7.87 - 7.95 (1 H, m), 7.19 - 7.33 (6 H, m), 4.72 - 4.83 (2 H, m), 4.22 (1 H, dd, *J*=11.33, 5.54 Hz), 4.02 (1 H, t, *J*=5.67 Hz),
 10 3.87 - 3.95 (1 H, m), 3.09 (6 H, s), 2.33 (3 H, s). The absolute stereochemistry of Example 67A was not determined.

Example 67B

8-(4-chlorophenyl)-N²-(3-fluoro-4-(5-methyl-1H-1,2,4-triazol-1-yl)phenyl)-N⁴,N⁴-
 15 dimethyl-7,8-dihydro-5H-pyrano[4,3-d]pyrimidine-2,4-diamine



Enantiomer B of Example 67

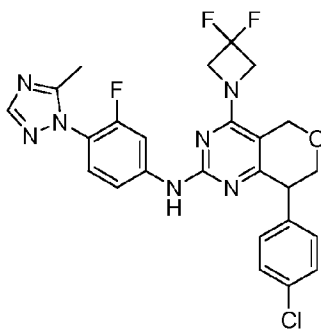
8-(4-chlorophenyl)-N²-(3-fluoro-4-(5-methyl-1H-1,2,4-triazol-1-yl)phenyl)-N⁴,N⁴-dimethyl-7,8-dihydro-5H-pyrano[4,3-d]pyrimidine-2,4-diamine (Example 67) was separated by multiple chiral SFC injections (AD-H 30 x 250mm, 5 μ M, 40% MeOH
 20 (0.1% DEA)/CO₂) to give 8-(4-chlorophenyl)-N²-(3-fluoro-4-(5-methyl-1H-1,2,4-triazol-1-yl)phenyl)-N⁴,N⁴-dimethyl-7,8-dihydro-5H-pyrano[4,3-d]pyrimidine-2,4-diamine (second to elute, enantiomer B) (25.8 mg, 0.054 mmol) as an opaque glass. LC-MS

(M+H)⁺ = 480.1. ¹H NMR (400 MHz, MeOD) δ ppm 7.99 (1 H, s), 7.87 - 7.94 (1 H, m), 7.20 - 7.31 (6 H, m), 4.72 - 4.84 (2 H, m), 4.22 (1 H, dd, *J*=11.33, 5.54 Hz), 4.02 (1 H, t, *J*=5.79 Hz), 3.92 (1 H, dd, *J*=11.33, 6.04 Hz), 3.09 (6 H, s), 2.33 (3 H, s). The absolute stereochemistry of *Example 67B* was not determined.

5

Example 68

8-(4-chlorophenyl)-4-(3,3-difluoroazetidin-1-yl)-N-(3-fluoro-4-(5-methyl-1H-1,2,4-triazol-1-yl)phenyl)-7,8-dihydro-5H-pyrano[4,3-d]pyrimidin-2-amine

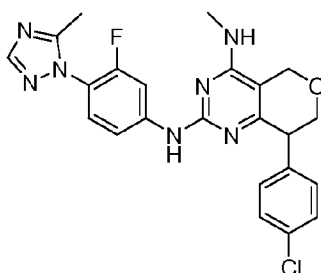


10 2-chloro-8-(4-chlorophenyl)-4-(3,3-difluoroazetidin-1-yl)-7,8-dihydro-5H-pyrano[4,3-d]pyrimidine (*Preparation Ka*) (128 mg, 0.344 mmol) and 3-fluoro-4-(5-methyl-1H-1,2,4-triazol-1-yl)aniline (*Preparation C*) (66.1 mg, 0.344 mmol) were combined and purified as per *Example 26* to give 8-(4-chlorophenyl)-4-(3,3-difluoroazetidin-1-yl)-N-(3-fluoro-4-(5-methyl-1H-1,2,4-triazol-1-yl)phenyl)-7,8-dihydro-5H-pyrano[4,3-d]pyrimidin-2-amine, TFA (120 mg, 0.187 mmol, 54.4 % yield)

15 as a white solid. LC-MS (M+H)⁺ = 528.1. ¹H NMR (500 MHz, MeOD) δ ppm 8.01 - 8.10 (1 H, m), 7.75 - 7.85 (1 H, m), 7.25 - 7.50 (6 H, m), 4.70 - 4.96 (6 H, m), 4.13 - 4.24 (1 H, m), 4.02 - 4.13 (1 H, m), 3.96 (1 H, dd, *J*=11.44, 4.73 Hz), 2.32 - 2.44 (3 H, m).

20 Example 69

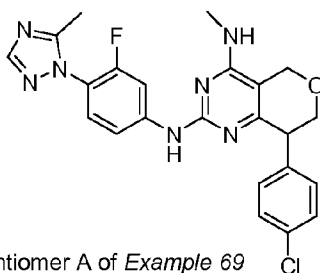
8-(4-chlorophenyl)-N²-(3-fluoro-4-(5-methyl-1H-1,2,4-triazol-1-yl)phenyl)-N⁴-methyl-7,8-dihydro-5H-pyrano[4,3-d]pyrimidine-2,4-diamine



2-chloro-8-(4-chlorophenyl)-N-methyl-7,8-dihydro-5H-pyrano[4,3-d]pyrimidin-4-amine (*Preparation Kb*) (150 mg, 0.484 mmol) and 3-fluoro-4-(5-methyl-1H-1,2,4-triazol-1-yl)aniline (*Preparation C*) (93 mg, 0.484 mmol) were combined and purified as per *Example 26* to give 8-(4-chlorophenyl)-N²-(3-fluoro-4-(5-methyl-1H-1,2,4-triazol-1-yl)phenyl)-N⁴-methyl-7,8-dihydro-5H-pyrano[4,3-d]pyrimidine-2,4-diamine, TFA (120 mg, 0.207 mmol, 42.8 % yield) as a clear, colorless glass. LC-MS (M+H)⁺ = 466.1. ¹H NMR (500 MHz, MeOD) δ ppm 8.08 (1 H, s), 7.89 - 7.96 (1 H, m), 7.57 (1 H, t, *J*=8.55 Hz), 7.47 - 7.52 (1 H, m), 7.42 - 7.46 (2 H, m), 7.34 - 7.40 (2 H, m), 4.53 - 4.74 (2 H, m), 4.18 (1 H, dd, *J*=11.44, 4.43 Hz), 4.07 - 4.13 (1 H, m), 3.95 (1 H, dd, *J*=11.44, 4.12 Hz), 3.17 (3 H, s), 2.42 (3 H, s).

Example 69A

8-(4-chlorophenyl)-N²-(3-fluoro-4-(5-methyl-1H-1,2,4-triazol-1-yl)phenyl)-N⁴-methyl-7,8-dihydro-5H-pyrano[4,3-d]pyrimidine-2,4-diamine



Enantiomer A of *Example 69*

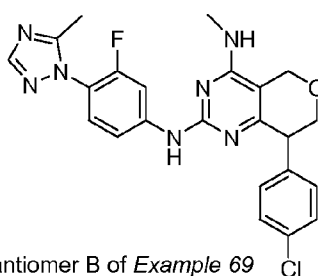
8-(4-chlorophenyl)-N²-(3-fluoro-4-(5-methyl-1H-1,2,4-triazol-1-yl)phenyl)-N⁴-methyl-7,8-dihydro-5H-pyrano[4,3-d]pyrimidine-2,4-diamine (*Example 69*) was separated by multiple chiral SFC injections (AD-H 30 x 250mm, 5 μM, 20% MeOH (0.1% DEA)/CO₂) to give 8-(4-chlorophenyl)-N²-(3-fluoro-4-(5-methyl-1H-1,2,4-triazol-1-yl)phenyl)-N⁴-methyl-7,8-dihydro-5H-pyrano[4,3-d]pyrimidine-2,4-diamine (first to elute, enantiomer A) (52.4 mg, 0.112 mmol) as a white solid. LC-MS (M+H)⁺ = 466.1.

¹H NMR (500 MHz, *MeOD*) δ ppm 7.97 - 8.13 (2 H, m), 7.17 - 7.41 (6 H, m), 4.48 - 4.72 (2 H, m), 4.17 (1 H, dd, *J*=11.29, 4.58 Hz), 3.98 (1 H, dd, *J*=11.44, 5.04 Hz), 3.93 (1 H, d, *J*=4.88 Hz), 2.99 - 3.08 (3 H, m), 2.35 - 2.42 (3 H, m). The absolute stereochemistry of *Example 69A* was not determined.

5

Example 69B

8-(4-chlorophenyl)-N²-(3-fluoro-4-(5-methyl-1H-1,2,4-triazol-1-yl)phenyl)-N⁴-methyl-7,8-dihydro-5H-pyran[4,3-d]pyrimidine-2,4-diamine

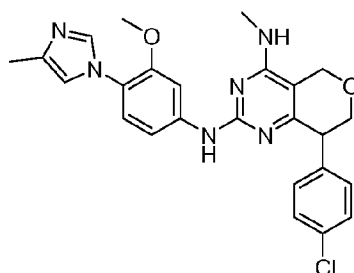
Enantiomer B of *Example 69* C

10 8-(4-chlorophenyl)-N²-(3-fluoro-4-(5-methyl-1H-1,2,4-triazol-1-yl)phenyl)-N⁴-methyl-7,8-dihydro-5H-pyrano[4,3-d]pyrimidine-2,4-diamine (*Example 69*) was separated by multiple chiral SFC injections (AD-H 30 x 250mm, 5 μ M, 20% MeOH (0.1% DEA)/CO₂) to give 8-(4-chlorophenyl)-N²-(3-fluoro-4-(5-methyl-1H-1,2,4-triazol-1-yl)phenyl)-N⁴-methyl-7,8-dihydro-5H-pyrano[4,3-d]pyrimidine-2,4-diamine (second to elute, enantiomer B) (45.9 mg, 0.099 mmol) as a white solid. LC-MS (M+H)⁺ = 466.1. ¹H NMR (500 MHz, *MeOD*) δ ppm 8.00 - 8.06 (2 H, m), 7.25 - 7.35 (6 H, m), 4.52 - 4.68 (2 H, m), 4.17 (1 H, dd, *J*=11.29, 4.88 Hz), 3.96 - 4.02 (1 H, m), 3.92 (1 H, t, *J*=4.88 Hz), 3.05 (3 H, s), 2.38 (3 H, s). The absolute stereochemistry of *Example 69B* was not determined.

20

Example 70

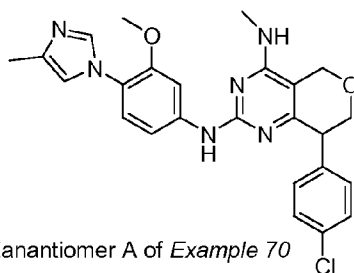
8-(4-chlorophenyl)-N²-(3-methoxy-4-(4-methyl-1H-imidazol-1-yl)phenyl)-N⁴-methyl-7,8-dihydro-5H-pyrano[4,3-d]pyrimidine-2,4-diamine



2-chloro-8-(4-chlorophenyl)-N-methyl-7,8-dihydro-5H-pyrano[4,3-d]pyrimidin-4-amine (*Preparation Kb*) (105.5 mg, 0.340 mmol) and 3-methoxy-4-(4-methyl-1H-imidazol-1-yl)aniline (*Preparation E*) (69.1 mg, 0.340 mmol) were combined and
 5 purified as per *Example 26* to give 8-(4-chlorophenyl)-N²-(3-methoxy-4-(4-methyl-1H-imidazol-1-yl)phenyl)-N⁴-methyl-7,8-dihydro-5H-pyrano[4,3-d]pyrimidine-2,4-diamine, TFA (120 mg, 0.203 mmol, 59.7 % yield) as a clear, colorless glass. LC-MS (M+H)⁺ = 477.2. ¹H NMR (500 MHz, *MeOD*) δ ppm 9.11 (1 H, s), 7.76 (1 H, br. s.), 7.51 - 7.59 (2 H, m), 7.34 - 7.46 (4 H, m), 7.26 - 7.33 (1 H, m), 4.52 - 4.75 (2 H, m), 4.17 (1 H, dd,
 10 *J*=11.44, 4.43 Hz), 4.08 (1 H, br. s.), 3.88 - 4.04 (4 H, m), 3.17 (3 H, s), 2.44 (3 H, s).

Example 70A

8-(4-chlorophenyl)-N²-(3-methoxy-4-(4-methyl-1H-imidazol-1-yl)phenyl)-N⁴-methyl-7,8-dihydro-5H-pyrano[4,3-d]pyrimidine-2,4-diamine



Enantiomer A of *Example 70*

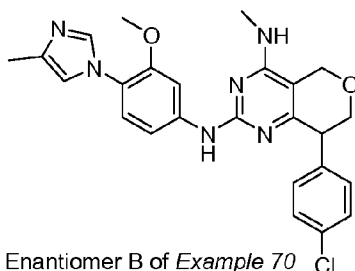
15

8-(4-chlorophenyl)-N²-(3-methoxy-4-(4-methyl-1H-imidazol-1-yl)phenyl)-N⁴-methyl-7,8-dihydro-5H-pyrano[4,3-d]pyrimidine-2,4-diamine (*Example 70*) was separated by multiple chiral SFC injections (AD-H 30 x 250mm, 5 μM, 20% MeOH (0.1% DEA)/CO₂) to give 8-(4-chlorophenyl)-N²-(3-methoxy-4-(4-methyl-1H-imidazol-1-yl)phenyl)-N⁴-methyl-7,8-dihydro-5H-pyrano[4,3-d]pyrimidine-2,4-diamine (first to
 20 elute, enantiomer A) as an opaque yellow glass. LC-MS (M+H)⁺ = 477.2. ¹H NMR (500 MHz, *MeOD*) δ ppm 7.84 (1 H, d, *J*=2.14 Hz), 7.62 (1 H, br. s.), 7.30 (2 H, d, *J*=8.55

Hz), 7.19 - 7.28 (2 H, m), 7.06 - 7.15 (1 H, m), 6.94 (2 H, dd, $J=8.55, 2.14$ Hz), 4.48 - 4.67 (2 H, m), 4.06 - 4.18 (1 H, m), 3.84 - 3.96 (2 H, m), 3.54 (3 H, s), 3.04 (3 H, s), 2.22 (3 H, s). The absolute stereochemistry of *Example 70A* was not determined.

5 *Example 70B*

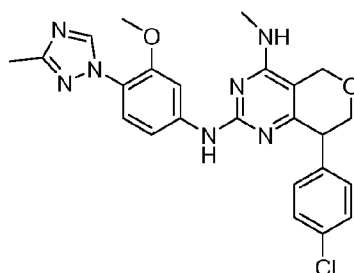
8-(4-chlorophenyl)- N^2 -(3-methoxy-4-(4-methyl-1H-imidazol-1-yl)phenyl)- N^4 -methyl-7,8-dihydro-5H-pyrano[4,3-d]pyrimidine-2,4-diamine



8-(4-chlorophenyl)- N^2 -(3-methoxy-4-(4-methyl-1H-imidazol-1-yl)phenyl)- N^4 -methyl-7,8-dihydro-5H-pyrano[4,3-d]pyrimidine-2,4-diamine (*Example 70*) was separated by multiple chiral SFC injections (AD-H 30 x 250mm, 5 μ M, 20% MeOH (0.1% DEA)/CO₂) to give 8-(4-chlorophenyl)- N^2 -(3-methoxy-4-(4-methyl-1H-imidazol-1-yl)phenyl)- N^4 -methyl-7,8-dihydro-5H-pyrano[4,3-d]pyrimidine-2,4-diamine (second to elute, enantiomer B) as an opaque yellow glass. LC-MS (M+H)⁺ = 477.2. ¹H NMR (500 MHz, MeOD) δ ppm 7.85 (1 H, d, $J=2.14$ Hz), 7.60 - 7.64 (1 H, m), 7.27 - 7.32 (2 H, m), 7.19 - 7.24 (2 H, m), 7.06 - 7.11 (1 H, m), 6.90 - 6.96 (2 H, m), 4.48 - 4.64 (2 H, m), 4.06 - 4.14 (1 H, m), 3.84 - 3.92 (2 H, m), 3.51 - 3.57 (3 H, m), 3.01 - 3.06 (3 H, m), 2.19 - 2.25 (3 H, m). The absolute stereochemistry of *Example 70B* was not determined.

20 *Example 71*

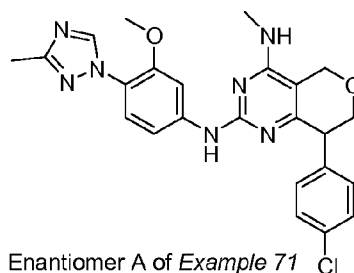
8-(4-chlorophenyl)- N^2 -(3-methoxy-4-(3-methyl-1H-1,2,4-triazol-1-yl)phenyl)- N^4 -methyl-7,8-dihydro-5H-pyrano[4,3-d]pyrimidine-2,4-diamine



2-chloro-8-(4-chlorophenyl)-N-methyl-7,8-dihydro-5H-pyrano[4,3-d]pyrimidin-4-amine (*Preparation Kb*) (105.5 mg, 0.340 mmol) and 3-methoxy-4-(3-methyl-1H-1,2,4-triazol-1-yl)aniline (*Preparation D*) (69.5 mg, 0.340 mmol) were combined and purified as per *Example 26* to give 8-(4-chlorophenyl)-N²-(3-methoxy-4-(3-methyl-1H-1,2,4-triazol-1-yl)phenyl)-N⁴-methyl-7,8-dihydro-5H-pyrano[4,3-d]pyrimidine-2,4-diamine, TFA (120 mg, 0.203 mmol, 59.6 % yield) as a clear, colorless glass. LC-MS (M+H)⁺ = 478.2. ¹H NMR (500 MHz, *MeOD*) δ ppm 8.85 (1 H, s), 7.67 (1 H, d, *J*=8.55 Hz), 7.64 (1 H, s), 7.41 - 7.48 (2 H, m), 7.33 - 7.40 (2 H, m), 7.18 (1 H, dd, *J*=8.55, 2.14 Hz), 4.52 - 4.73 (2 H, m), 4.17 (1 H, dd, *J*=11.44, 4.42 Hz), 4.08 (1 H, br. s.), 3.94 (1 H, dd, *J*=11.60, 3.97 Hz), 3.91 (3 H, s), 3.17 (3 H, s), 2.45 (3 H, s).

Example 71A

8-(4-chlorophenyl)-N²-(3-methoxy-4-(3-methyl-1H-1,2,4-triazol-1-yl)phenyl)-N⁴-methyl-7,8-dihydro-5H-pyrano[4,3-d]pyrimidine-2,4-diamine

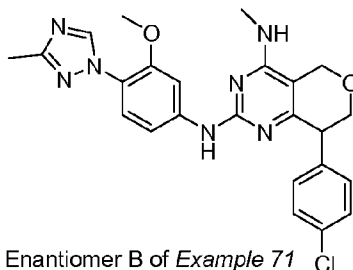


8-(4-chlorophenyl)-N²-(3-methoxy-4-(3-methyl-1H-1,2,4-triazol-1-yl)phenyl)-N⁴-methyl-7,8-dihydro-5H-pyrano[4,3-d]pyrimidine-2,4-diamine (*Example 71*) was separated by multiple chiral SFC injections (OD-H 30 x 250mm, 5 μM, 35% MeOH (0.1% DEA)/CO₂) to give 8-(4-chlorophenyl)-N²-(3-methoxy-4-(3-methyl-1H-1,2,4-triazol-1-yl)phenyl)-N⁴-methyl-7,8-dihydro-5H-pyrano[4,3-d]pyrimidine-2,4-diamine (first to elute, enantiomer A) (24 mg, 0.050 mmol) as a scrapable tan glass. LC-MS

(M+H)⁺ = 478.2. ¹H NMR (500 MHz, MeOD) δ ppm 8.57 (1 H, s), 7.93 (1 H, d, *J*=2.14 Hz), 7.37 (1 H, d, *J*=8.85 Hz), 7.29 - 7.34 (2 H, m), 7.21 - 7.26 (2 H, m), 6.98 (1 H, dd, *J*=8.70, 2.29 Hz), 4.50 - 4.66 (2 H, m), 4.13 (1 H, dd, *J*=10.68, 3.97 Hz), 3.85 - 3.95 (2 H, m), 3.59 (3 H, s), 3.05 (3 H, s), 2.42 (3 H, s). The absolute stereochemistry of *Example* 71A was not determined.

Example 71B

8-(4-chlorophenyl)-N²-(3-methoxy-4-(3-methyl-1H-1,2,4-triazol-1-yl)phenyl)-N⁴-methyl-7,8-dihydro-5H-pyrano[4,3-d]pyrimidine-2,4-diamine

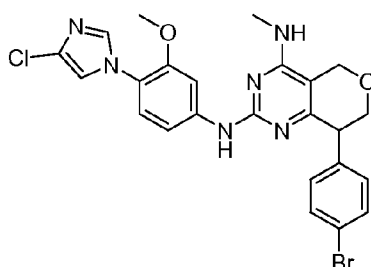


Enantiomer B of *Example* 71

8-(4-chlorophenyl)-N²-(3-methoxy-4-(3-methyl-1H-1,2,4-triazol-1-yl)phenyl)-N⁴-methyl-7,8-dihydro-5H-pyrano[4,3-d]pyrimidine-2,4-diamine (*Example* 71) was separated by multiple chiral SFC injections (OD-H 30 x 250mm, 5 μM, 35% MeOH (0.1% DEA)/CO₂) to give 8-(4-chlorophenyl)-N²-(3-methoxy-4-(3-methyl-1H-1,2,4-triazol-1-yl)phenyl)-N⁴-methyl-7,8-dihydro-5H-pyrano[4,3-d]pyrimidine-2,4-diamine (second to elute, enantiomer B) (22 mg, 0.046 mmol) as a scrapable tan glass. LC-MS (M+H)⁺ = 478.2. ¹H NMR (500 MHz, MeOD) δ ppm 8.57 (1 H, s), 7.93 (1 H, d, *J*=2.14 Hz), 7.36 (1 H, d, *J*=8.55 Hz), 7.28 - 7.34 (2 H, m), 7.20 - 7.26 (2 H, m), 6.98 (1 H, dd, *J*=8.55, 2.14 Hz), 4.50 - 4.66 (2 H, m), 4.13 (1 H, dd, *J*=10.68, 3.97 Hz), 3.84 - 3.95 (2 H, m), 3.59 (3 H, s), 3.04 (3 H, s), 2.41 (3 H, s). The absolute stereochemistry of *Example* 71B was not determined.

Example 72

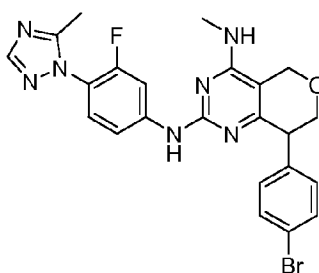
8-(4-bromophenyl)-N²-(4-(4-chloro-1H-imidazol-1-yl)-3-methoxyphenyl)-N⁴-methyl-7,8-dihydro-5H-pyrano[4,3-d]pyrimidine-2,4-diamine



8-(4-bromophenyl)-2-chloro-N-methyl-7,8-dihydro-5H-pyrano[4,3-d]pyrimidin-4-amine (*Preparation La*) (95 mg, 0.268 mmol) and 4-(4-chloro-1H-imidazol-1-yl)-3-methoxyaniline (*Preparation A*) (90 mg, 0.402 mmol) were combined and purified as per
 5 *Example 16* to give 8-(4-bromophenyl)-N²-(4-(4-chloro-1H-imidazol-1-yl)-3-methoxyphenyl)-N⁴-methyl-7,8-dihydro-5H-pyrano[4,3-d]pyrimidine-2,4-diamine, TFA (38.5 mg, 0.059 mmol, 21.91 % yield) as a tan solid. LC-MS (M+H)⁺ = 541.1. ¹H NMR (500 MHz, *MeOD*) δ ppm 7.83 (1 H, br. s.), 7.70 (1 H, br. s.), 7.17 - 7.42 (7 H, m), 6.96 - 7.06 (1 H, m), 4.52 - 4.72 (2 H, m), 4.13 - 4.23 (1 H, m), 3.98 (1 H, br. s.), 3.87 - 3.96
 10 (1 H, m), 3.62 (3 H, d, *J*=7.02 Hz), 3.06 - 3.16 (3 H, m).

Example 73

8-(4-bromophenyl)-N²-(3-fluoro-4-(5-methyl-1H-1,2,4-triazol-1-yl)phenyl)-N⁴-methyl-7,8-dihydro-5H-pyrano[4,3-d]pyrimidine-2,4-diamine



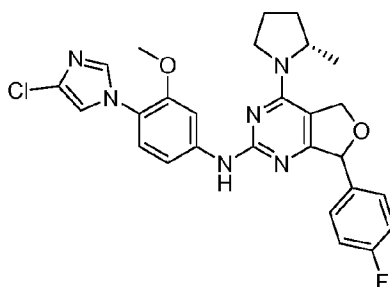
15

8-(4-bromophenyl)-2-chloro-N-methyl-7,8-dihydro-5H-pyrano[4,3-d]pyrimidin-4-amine (*Preparation La*) (95 mg, 0.268 mmol) and 3-fluoro-4-(5-methyl-1H-1,2,4-triazol-1-yl)aniline (*Preparation C*) (77 mg, 0.402 mmol) were combined and purified as per
 20 *Example 16* to give 8-(4-bromophenyl)-N²-(3-fluoro-4-(5-methyl-1H-1,2,4-triazol-1-yl)phenyl)-N⁴-methyl-7,8-dihydro-5H-pyrano[4,3-d]pyrimidine-2,4-diamine, TFA (23 mg, 0.037 mmol, 13.75 % yield). LC-MS (M+H)⁺ = 510.2. ¹H NMR (500 MHz, *MeOD*) δ ppm 7.74 (2 H, br. s.), 7.25 - 7.45 (7 H, m), 7.00 - 7.12 (1 H, m), 4.53 - 4.73 (2 H, m),

4.17 (1 H, dd, $J=11.29, 4.88$ Hz), 4.00 - 4.09 (1 H, m), 3.89 - 3.99 (1 H, m), 3.71 (3 H, br. s.), 3.12 (3 H, s).

Examples 74A and 74B

- 5 *N*-(4-(4-chloro-1H-imidazol-1-yl)-3-methoxyphenyl)-7-(4-fluorophenyl)-4-((*S*)-2-methylpyrrolidin-1-yl)-5,7-dihydrofuro[3,4-*d*]pyrimidin-2-amine



Discrete diastereomers

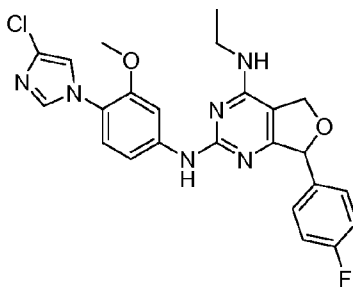
- To a mixture of (*S*)-2-chloro-7-(4-fluorophenyl)-4-(2-methylpyrrolidin-1-yl)-5,7-dihydrofuro[3,4-*d*]pyrimidine (Preparation Me) (192.0 mg, 0.575 mmol), 4-(4-chloro-1H-imidazol-1-yl)-3-methoxyaniline (Preparation A) (154 mg, 0.690 mmol), XANTPHOS (33.3 mg, 0.058 mmol), Pd2(dba)3 (26.3 mg, 0.029 mmol), and Cs2CO3 (562 mg, 1.726 mmol) was added Dioxane (2397 μ L). The mixture was flushed with Nitrogen and placed in a capped vial and heated at 100 $^{\circ}$ C overnight.

- 15 Cooled to rt and diluted with EtOAc. Filtered through a Celite[®] plug and rotovaped. The residue was placed on Silica Gel and eluted with an EtOAc/Hex gradient to obtain (*S*)-N-(4-(4-chloro-1H-imidazol-1-yl)-3-methoxyphenyl)-7-(4-fluorophenyl)-4-(2-methylpyrrolidin-1-yl)-5,7-dihydrofuro[3,4-*d*]pyrimidin-2-amine (189 mg, 0.363 mmol, 63.1 % yield) as a diastereomeric mixture. The diastereomers were separated by chiral SFC chromatography (Chiralcel OJ column, 40% MeOH (.1% DEA) in CO₂) to provide Examples 74A and 74B.

- 74A: LC-MS ($M+H$)⁺ = 521.2. ¹H NMR (500 MHz, CDCl₃) δ ppm 7.60 (1 H, d, $J=1.53$ Hz), 7.50 (1 H, d, $J=1.53$ Hz), 7.35 - 7.41 (2 H, m), 7.00 - 7.10 (4 H, m), 6.93 - 6.99 (2 H, m), 5.82 (1 H, t, $J=2.44$ Hz), 5.42 - 5.48 (1 H, m), 5.35 - 5.40 (1 H, m), 5.29 (1 H, s), 3.72 - 3.79 (1 H, m), 3.68 (3 H, s), 3.55 - 3.63 (1 H, m), 1.97 - 2.14 (3 H, m), 1.71 - 1.76 (1 H, m), 1.26 (3 H, d, $J=6.41$ Hz).

Example 75

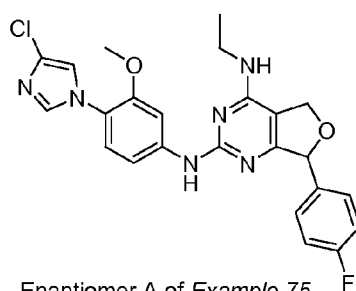
*N*²-(4-(4-chloro-1*H*-imidazol-1-yl)-3-methoxyphenyl)-*N*⁴-ethyl-7-(4-fluorophenyl)-5,7-dihydrofuro[3,4-*d*]pyrimidine-2,4-diamine



- 5 To a solution of 2-chloro-N-ethyl-7-(4-fluorophenyl)-5,7-dihydrofuro[3,4-*d*]pyrimidin-4-amine (*Preparation Mb*) in Dioxane (619 μ L) and Water (124 μ L) was added 4-(4-chloro-1*H*-imidazol-1-yl)-3-methoxyaniline (*Preparation A*) (29.1 mg, 0.130 mmol), Tris(dibenzylideneacetone)dipalladium(0) (59.5 mg, 0.065 mmol), 9,9-Dimethyl-4,5-bis(diphenylphosphino)xanthene (75 mg, 0.130 mmol), and Na₂CO₃ (20.66 mg, 0.195 mmol). The resulting mixture was brought to 110 °C in a sealed tube and stirred overnight. The reaction mixture was then diluted with EtOAc (10 mL), washed with water (5 mL), brine (5mL), dried over MgSO₄, filtered and concentrated *in vacuo*.
- Purification by flash chromatography (Silica, MeOH/CHCl₃) removed the Xanthene ligand as to not have it ppt out on the prep column. Purification of the resulting oil by prep HPLC (C18, 50 X 250mm, MeOH/H₂O/TFA) gave *N*²-(4-(4-chloro-1*H*-imidazol-1-yl)-3-methoxyphenyl)-*N*⁴-ethyl-7-(4-fluorophenyl)-5,7-dihydrofuro[3,4-*d*]pyrimidine-2,4-diamine, TFA (16.94 mg, 0.028 mmol, 21.91 % yield) as a clear glass. LC-MS (*M*+*H*)⁺ = 481.0. ¹H NMR (500 MHz, CDCl₃) δ ppm 7.86 (1 H, d, *J*=1.53 Hz), 7.56 (1 H, d, *J*=2.14 Hz), 7.43 - 7.49 (2 H, m), 7.40 (1 H, d, *J*=8.85 Hz), 7.37 (1 H, d, *J*=1.22 Hz), 7.21 (1 H, dd, *J*=8.55, 2.14 Hz), 7.17 (2 H, t, *J*=8.70 Hz), 6.10 (1 H, t, *J*=3.20 Hz), 5.17 (1 H, dd, *J*=11.44, 3.81 Hz), 5.04 (1 H, dd, *J*=11.60, 2.14 Hz), 3.86 (3 H, s), 3.66 (2 H, q, *J*=7.32 Hz), 1.32 (3 H, t, *J*=7.32 Hz).
- 15
20

Example 75A

- 25 *N*²-(4-(4-chloro-1*H*-imidazol-1-yl)-3-methoxyphenyl)-*N*⁴-ethyl-7-(4-fluorophenyl)-5,7-dihydrofuro[3,4-*d*]pyrimidine-2,4-diamine

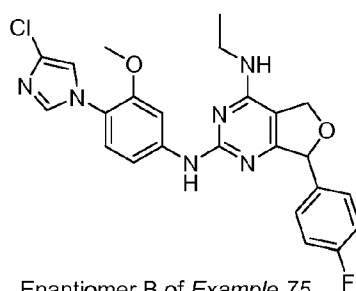


Enantiomer A of Example 75

N^2 -(4-(4-chloro-1H-imidazol-1-yl)-3-methoxyphenyl)- N^4 -ethyl-7-(4-fluorophenyl)-5,7-dihydrofuro[3,4-d]pyrimidine-2,4-diamine (*Example 75*) was separated by multiple chiral SFC injections (OJ-H 30 x 250mm, 5 μ M, 35% MeOH (0.1% DEA)/CO₂) to give N^2 -(4-(4-chloro-1H-imidazol-1-yl)-3-methoxyphenyl)- N^4 -ethyl-7-(4-fluorophenyl)-5,7-dihydrofuro[3,4-d]pyrimidine-2,4-diamine (first to elute, enantiomer A) (20.7 mg, 0.043 mmol, 10.71 % yield) as an off-white, scrapable foam. LC-MS (M+H)⁺ = 481.0. ¹H NMR (500 MHz, *MeOD*) δ ppm 7.87 (1 H, d, *J*=2.14 Hz), 7.68 (1 H, d, *J*=1.22 Hz), 7.36 - 7.42 (2 H, m), 7.22 (1 H, d, *J*=1.53 Hz), 7.13 - 7.17 (1 H, m), 7.04 - 7.11 (3 H, m), 5.79 (1 H, d, *J*=2.14 Hz), 5.09 - 5.15 (1 H, m), 4.96 - 5.03 (1 H, m), 3.71 (3 H, s), 3.57 (2 H, q, *J*=7.02 Hz), 1.25 - 1.30 (3 H, m). The absolute stereochemistry of *Example 75A* was not determined.

Example 75B

N^2 -(4-(4-chloro-1H-imidazol-1-yl)-3-methoxyphenyl)- N^4 -ethyl-7-(4-fluorophenyl)-5,7-dihydrofuro[3,4-d]pyrimidine-2,4-diamine



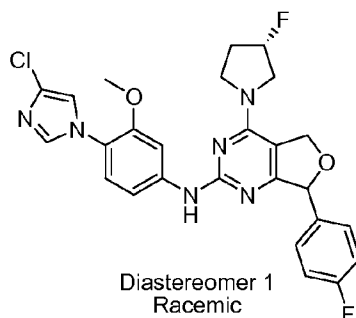
Enantiomer B of Example 75

N^2 -(4-(4-chloro-1H-imidazol-1-yl)-3-methoxyphenyl)- N^4 -ethyl-7-(4-fluorophenyl)-5,7-dihydrofuro[3,4-d]pyrimidine-2,4-diamine (*Example 75*) was separated by multiple chiral SFC injections (OJ-H 30 x 250mm, 5 μ M, 35% MeOH (0.1% DEA)/CO₂) to give N^2 -(4-(4-chloro-1H-imidazol-1-yl)-3-methoxyphenyl)- N^4 -ethyl-7-(4-

fluorophenyl)-5,7-dihydrofuro[3,4-d]pyrimidine-2,4-diamine (second to elute, enantiomer B) (19.6 mg, 0.041 mmol, 10.14 % yield) as an off-white, scrapable foam. LC-MS (M+H)⁺ = 481.0. ¹H NMR (500 MHz, MeOD) δ ppm 7.87 (1 H, s), 7.68 (1 H, s), 7.40 (2 H, td, J=5.80, 2.44 Hz), 7.23 (1 H, s), 7.14 - 7.18 (1 H, m), 7.06 - 7.12 (3 H, m), 5.80 (1 H, br. s.), 5.13 (1 H, dd, J=10.99, 3.05 Hz), 5.00 (1 H, d, J=10.99 Hz), 3.72 (3 H, s), 3.57 (2 H, q, J=7.02 Hz), 1.25 - 1.31 (3 H, m). The absolute stereochemistry of *Example 75 B* was not determined.

Example 76

10 *N*-(4-(4-chloro-1H-imidazol-1-yl)-3-methoxyphenyl)-7-(4-fluorophenyl)-4-((S)-3-fluoropyrrolidin-1-yl)-5,7-dihydrofuro[3,4-d]pyrimidin-2-amine

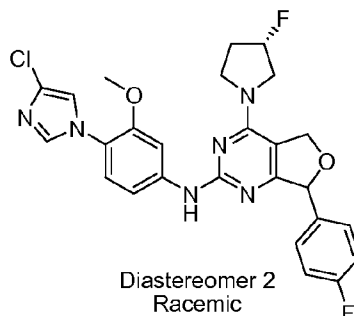


2-chloro-7-(4-fluorophenyl)-4-((S)-3-fluoropyrrolidin-1-yl)-5,7-dihydrofuro[3,4-d]pyrimidine (*Preparation McI*) (49 mg, 0.145 mmol) and 4-(4-chloro-1H-imidazol-1-yl)-3-methoxyaniline (*Preparation A*) (32.4 mg, 0.145 mmol) were combined and purified as per *Example 26* to give *N*-(4-(4-chloro-1H-imidazol-1-yl)-3-methoxyphenyl)-7-(4-fluorophenyl)-4-((S)-3-fluoropyrrolidin-1-yl)-5,7-dihydrofuro[3,4-d]pyrimidin-2-amine, TFA (diastereomer 1, racemate) (24.18 mg, 0.038 mmol, 26.1 % yield) as a slightly yellow glass. LC-MS (M+H)⁺ = 525.1. ¹H NMR (500 MHz, MeOD) δ ppm 7.92 (1 H, d, J=1.53 Hz), 7.54 (1 H, br. s.), 7.47 - 7.52 (2 H, m), 7.38 - 7.42 (2 H, m), 7.28 (1 H, dd, J=8.55, 2.14 Hz), 7.15 - 7.21 (2 H, m), 6.07 - 6.11 (1 H, m), 5.62 (1 H, dd, J=10.99, 3.97 Hz), 5.35 - 5.53 (2 H, m), 4.09 - 4.23 (2 H, m), 3.89 - 4.08 (2 H, m), 3.87 (3 H, s), 2.44 (1 H, br. s.), 2.12 - 2.38 (1 H, m). The relative stereochemistry of *Example 76* was not determined.

25

Example 77

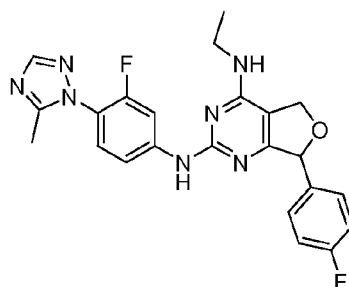
N-(4-(4-chloro-1*H*-imidazol-1-yl)-3-methoxyphenyl)-7-(4-fluorophenyl)-4-((*S*)-3-fluoropyrrolidin-1-yl)-5,7-dihydrofuro[3,4-*d*]pyrimidin-2-amine



- 5 2-chloro-7-(4-fluorophenyl)-4-((*S*)-3-fluoropyrrolidin-1-yl)-5,7-dihydrofuro[3,4-*d*]pyrimidine (*Preparation Mc2*) (40 mg, 0.118 mmol) and 4-(4-chloro-1*H*-imidazol-1-yl)-3-methoxyaniline (*Preparation A*) (26.5 mg, 0.118 mmol) were combined and purified as per *Example 26* to give *N*-(4-(4-chloro-1*H*-imidazol-1-yl)-3-methoxyphenyl)-7-(4-fluorophenyl)-4-((*S*)-3-fluoropyrrolidin-1-yl)-5,7-dihydrofuro[3,4-*d*]pyrimidin-2-
- 10 amine, TFA (diastereomer 2, racemate) (25.75 mg, 0.040 mmol, 34.0 % yield) as a slightly yellow glass. LC-MS ($M+H$)⁺ = 525.1. ¹H NMR (500 MHz, *MeOD*) δ ppm 7.88 (1 H, d, *J*=1.22 Hz), 7.54 (1 H, s), 7.46 - 7.51 (2 H, m), 7.36 - 7.42 (2 H, m), 7.16 - 7.25 (3 H, m), 6.08 (1 H, t, *J*=3.20 Hz), 5.52 - 5.60 (1 H, m), 5.36 - 5.52 (2 H, m), 4.02 - 4.20 (2 H, m), 4.00 (2 H, s), 3.88 - 3.99 (1 H, m), 3.86 (3 H, s), 2.37 - 2.51 (1 H, m), 2.14 -
- 15 2.37 (1 H, m). The relative stereochemistry of *Example 77* was not determined.

Example 78

*N*⁴-ethyl-*N*²-(3-fluoro-4-(5-methyl-1*H*-1,2,4-triazol-1-yl)phenyl)-7-(4-fluorophenyl)-5,7-dihydrofuro[3,4-*d*]pyrimidine-2,4-diamine

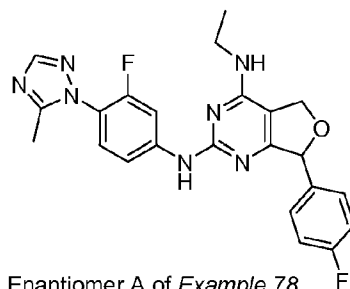


2-chloro-N-ethyl-7-(4-fluorophenyl)-5,7-dihydrofuro[3,4-d]pyrimidin-4-amine (*Preparation Mb*) and 3-fluoro-4-(5-methyl-1H-1,2,4-triazol-1-yl)aniline (*Preparation C*) (51.6 mg, 0.268 mmol) were combined and purified as per *Example 75* to give N⁴-ethyl-N²-(3-fluoro-4-(5-methyl-1H-1,2,4-triazol-1-yl)phenyl)-7-(4-fluorophenyl)-5,7-dihydrofuro[3,4-d]pyrimidine-2,4-diamine, TFA (64.1 mg, 0.114 mmol, 42.4 % yield) as a white solid. LC-MS (M+H)⁺ = 450.0. ¹H NMR (500 MHz, MeOD) δ ppm 8.08 (1 H, s), 7.96 - 8.02 (1 H, m), 7.42 - 7.53 (4 H, m), 7.17 (2 H, t, *J*=8.85 Hz), 6.04 (1 H, t, *J*=3.05 Hz), 5.18 (1 H, dd, *J*=11.44, 3.51 Hz), 5.02 - 5.08 (1 H, m), 3.64 (2 H, q, *J*=7.12 Hz), 2.42 (3 H, s), 1.34 (3 H, t, *J*=7.17 Hz).

10

Example 78A

N⁴-ethyl-N²-(3-fluoro-4-(5-methyl-1H-1,2,4-triazol-1-yl)phenyl)-7-(4-fluorophenyl)-5,7-dihydrofuro[3,4-d]pyrimidine-2,4-diamine

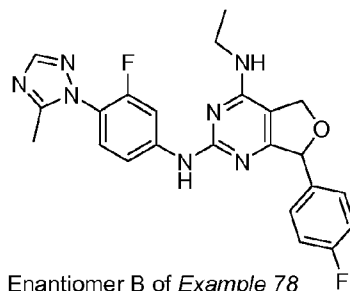


N⁴-ethyl-N²-(3-fluoro-4-(5-methyl-1H-1,2,4-triazol-1-yl)phenyl)-7-(4-fluorophenyl)-5,7-dihydrofuro[3,4-d]pyrimidine-2,4-diamine (*Example 78*) was separated by multiple chiral SFC injections (OJ-H 30 x 250mm, 5 μM, 30% MeOH (0.1% DEA)/CO₂) to give N⁴-ethyl-N²-(3-fluoro-4-(5-methyl-1H-1,2,4-triazol-1-yl)phenyl)-7-(4-fluorophenyl)-5,7-dihydrofuro[3,4-d]pyrimidine-2,4-diamine (first to elute, enantiomer A) (25.8 mg, 0.057 mmol, 21.40 % yield) as a white solid. LC-MS (M+H)⁺ = 450.0. ¹H NMR (500 MHz, MeOD) δ ppm 8.15 (1 H, dd, *J*=13.89, 2.29 Hz), 8.03 (1 H, s), 7.39 - 7.47 (3 H, m), 7.33 (1 H, t, *J*=8.55 Hz), 7.07 - 7.12 (2 H, m), 5.84 (1 H, t, *J*=2.59 Hz), 5.14 (1 H, dd, *J*=11.29, 3.36 Hz), 5.03 (1 H, dd, *J*=11.14, 1.68 Hz), 3.53 - 3.61 (2 H, m), 2.39 (3 H, s), 1.27 - 1.32 (3 H, m). The absolute stereochemistry of *Example 78A* was not determined.

25

Example 78B

*N*⁴-ethyl-*N*²-(3-fluoro-4-(5-methyl-1*H*-1,2,4-triazol-1-yl)phenyl)-7-(4-fluorophenyl)-5,7-dihydrofuro[3,4-*d*]pyrimidine-2,4-diamine

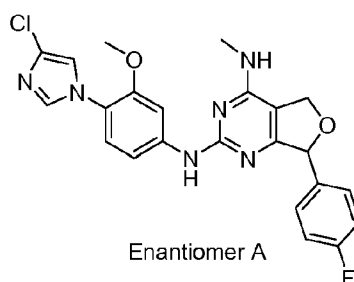


- 5 *N*⁴-ethyl-*N*²-(3-fluoro-4-(5-methyl-1*H*-1,2,4-triazol-1-yl)phenyl)-7-(4-fluorophenyl)-5,7-dihydrofuro[3,4-*d*]pyrimidine-2,4-diamine (*Example 78*) was separated by multiple chiral SFC injections (OJ-H 30 x 250mm, 5 μ M, 30% MeOH (0.1% DEA)/CO₂) to give *N*⁴-ethyl-*N*²-(3-fluoro-4-(5-methyl-1*H*-1,2,4-triazol-1-yl)phenyl)-7-(4-fluorophenyl)-5,7-dihydrofuro[3,4-*d*]pyrimidine-2,4-diamine (second to elute,
- 10 enantiomer B) (24.6 mg, 0.055 mmol, 20.40 % yield) as a white solid. LC-MS (M+H)⁺ = 450.0. ¹H NMR (500 MHz, CDCl₃) δ ppm 7.99 - 8.06 (1 H, m), 7.94 (1 H, s), 7.36 - 7.42 (2 H, m), 7.23 - 7.29 (1 H, m), 7.12 (1 H, dd, *J*=8.55, 1.83 Hz), 7.02 - 7.08 (2 H, m), 5.86 (1 H, d, *J*=2.44 Hz), 5.01 - 5.21 (2 H, m), 3.50 - 3.60 (2 H, m), 2.40 (3 H, s), 1.27 - 1.33 (3 H, m). The absolute stereochemistry of *Example 78B* was not determined.

15

Example 79A

*N*²-(4-(4-chloro-1*H*-imidazol-1-yl)-3-methoxyphenyl)-7-(4-fluorophenyl)-*N*⁴-methyl-5,7-dihydrofuro[3,4-*d*]pyrimidine-2,4-diamine

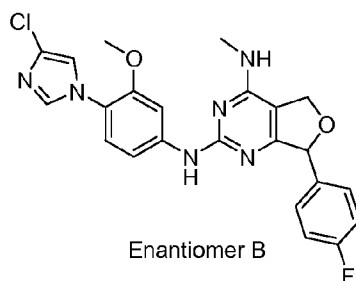


- 20 2-chloro-7-(4-fluorophenyl)-*N*-methyl-5,7-dihydrofuro[3,4-*d*]pyrimidin-4-amine (*Preparation Ma*) (149 mg, 0.533 mmol) and 4-(4-chloro-1*H*-imidazol-1-yl)-3-methoxyaniline (*Preparation A*) (119 mg, 0.533 mmol) were combined and purified as

per *Example 75* to give the racemate N^2 -(4-(4-chloro-1H-imidazol-1-yl)-3-methoxyphenyl)-7-(4-fluorophenyl)- N^4 -methyl-5,7-dihydrofuro[3,4-d]pyrimidine-2,4-diamine which was separated by multiple chiral SFC injections (OJ-H 30 x 250mm, 5 μ M, 35% MeOH (0.1% DEA)/CO₂) to give N^2 -(4-(4-chloro-1H-imidazol-1-yl)-3-methoxyphenyl)-7-(4-fluorophenyl)- N^4 -methyl-5,7-dihydrofuro[3,4-d]pyrimidine-2,4-diamine (first to elute, enantiomer A) (18.3 mg, 0.039 mmol, 7.36 % yield) as a white scrapable foam. LC-MS (M+H)⁺ = 467.0. ¹H NMR (500 MHz, MeOD) δ ppm 7.89 - 7.94 (1 H, m), 7.65 - 7.69 (1 H, m), 7.36 - 7.42 (2 H, m), 7.20 - 7.24 (1 H, m), 7.13 - 7.18 (1 H, m), 7.03 - 7.12 (3 H, m), 5.79 (1 H, br. s.), 5.08 - 5.16 (1 H, m), 4.95 - 5.03 (1 H, m), 3.68 - 3.73 (3 H, m), 3.02 - 3.07 (3 H, m). The absolute stereochemistry of *Example 79A* was not determined.

Example 79B

N^2 -(4-(4-chloro-1H-imidazol-1-yl)-3-methoxyphenyl)-7-(4-fluorophenyl)- N^4 -methyl-5,7-dihydrofuro[3,4-d]pyrimidine-2,4-diamine



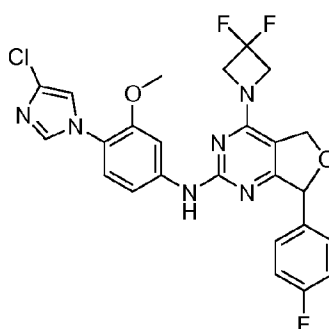
2-chloro-7-(4-fluorophenyl)-N-methyl-5,7-dihydrofuro[3,4-d]pyrimidin-4-amine (*Preparation Ma*) (149 mg, 0.533 mmol) and 4-(4-chloro-1H-imidazol-1-yl)-3-methoxyaniline (*Preparation A*) (119 mg, 0.533 mmol) were combined and purified as per *Example 75* to give the racemate N^2 -(4-(4-chloro-1H-imidazol-1-yl)-3-methoxyphenyl)-7-(4-fluorophenyl)- N^4 -methyl-5,7-dihydrofuro[3,4-d]pyrimidine-2,4-diamine which was separated by multiple chiral SFC injections (OJ-H 30 x 250mm, 5 μ M, 35% MeOH (0.1% DEA)/CO₂) to give N^2 -(4-(4-chloro-1H-imidazol-1-yl)-3-methoxyphenyl)-7-(4-fluorophenyl)- N^4 -methyl-5,7-dihydrofuro[3,4-d]pyrimidine-2,4-diamine (second to elute, enantiomer B) (22.1 mg, 0.047 mmol, 8.89 % yield) as a slightly yellow scrapable foam. LC-MS (M+H)⁺ = 467.0. ¹H NMR (500 MHz, MeOD) δ

ppm 7.92 (1 H, d, $J=2.14$ Hz), 7.68 (1 H, d, $J=1.53$ Hz), 7.39 (2 H, dd, $J=8.70, 5.34$ Hz), 7.22 (1 H, d, $J=1.53$ Hz), 7.15 (1 H, d, $J=8.55$ Hz), 7.04 - 7.11 (3 H, m), 5.79 (1 H, br. s.), 5.12 (1 H, dd, $J=10.99, 3.36$ Hz), 4.99 (1 H, d, $J=10.99$ Hz), 3.70 (3 H, s), 3.05 (3 H, s). The absolute stereochemistry of *Example 79B* was not determined.

5

Example 80

N-(4-(4-chloro-1H-imidazol-1-yl)-3-methoxyphenyl)-4-(3,3-difluoroazetidin-1-yl)-7-(4-fluorophenyl)-5,7-dihydrofuro[3,4-*d*]pyrimidin-2-amine

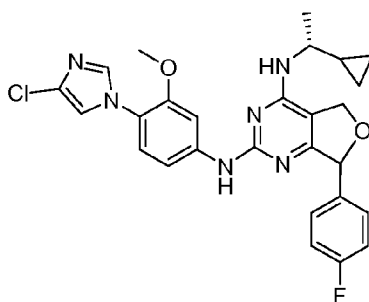


10 A solution of Preparation A (0.102 g, 0.560 mmol), Preparation Ma (0.160 g, 0.560 mmol), Na_2CO_3 (0.119 g, 0.110 mmol) and xantphos (0.325 g, 0.560 mmol) in dioxane/water (9: 1) was purged with argon for 1 h at room temperature. $\text{Pd}(\text{dba})_3$ (0.310 g, 0.21 mmol) was added to the reaction mixture and the resulting solution was purged for another 1 h. The reaction mass was heated at 110 °C for 24 h. The reaction mass was
15 filtered through celite bed and washed with ethyl acetate. The filtrate was evaporated under reduced pressure and the residue was diluted with water. The aqueous solution was extracted with ethyl acetate (75 mL x 2). The combined organic layer was washed with brine solution (50 mL), dried over anhydrous Na_2SO_4 and evaporated under reduced pressure to get crude compound. The crude compound was purified by column
20 chromatography (Silica gel, 60-120 mesh) using 21% ethyl acetate in pet-ether as mobile phase to give *N*-(4-(4-chloro-1H-imidazol-1-yl)-3-methoxyphenyl)-4-(3,3-difluoroazetidin-1-yl)-7-(4-fluorophenyl)-5,7-dihydrofuro[3,4-*d*]pyrimidin-2-amine (0.90 g, 40%) as off-white solid. LC-MS ($\text{M}+\text{H}^+$) = 529.2. ^1H NMR (400 MHz, $\text{DMSO}-d_6$): δ ppm 9.6 (1H, s), 7.99 (1H, s), 7.98 (1H, s), 7.76-7.41 (3H, m), 7.23-7.13 (4H, m), 5.87
25 (1H, s), 5.33 (1H, dd, $J = 11.1, 3.2$ Hz), 5.17 (1H, dd, $J = 11.1, 3.2$), 4.67 (4H, m), 3.72 (3H, s).

The racemic mixture was separated by chiral chromatography to afford the enantiomers Example 80A and 80B, which had identical spectral data.

Example 81

- 5 *N2-(4-(4-chloro-1H-imidazol-1-yl)-3-methoxyphenyl)-N4-((R)-1-cyclopropylethyl)-7-(4-fluorophenyl)-5,7-dihydrofuro[3,4-d]pyrimidine-2,4-diamine, TFA*

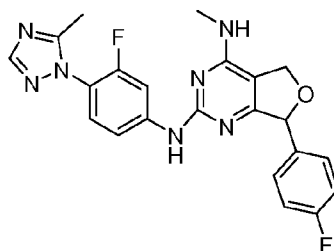


Diasteriomeric mixture

- 10 2-chloro-N-((R)-1-cyclopropylethyl)-7-(4-fluorophenyl)-5,7-dihydrofuro[3,4-d]pyrimidin-4-amine (Preparation Mf) was reacted as described in Example 112 with 4-(4-chloro-1H-imidazol-1-yl)-3-methoxyaniline (Preparation A) to give N2-(4-(4-chloro-1H-imidazol-1-yl)-3-methoxyphenyl)-N4-((R)-1-cyclopropylethyl)-7-(4-fluorophenyl)-5,7-dihydrofuro[3,4-d]pyrimidine-2,4-diamine, TFA as a mixture of 2 diasteriomers
- 15 (Example 81). LC-MS (M+H)⁺ = 521.3. ¹H NMR (500 MHz, MeOD) δ ppm 7.82 (d, J=1.53 Hz, 1 H) 7.44 - 7.51 (m, 3 H) 7.38 (d, J=8.55 Hz, 1 H) 7.35 (d, J=1.53 Hz, 1 H) 7.14 - 7.22 (m, 3 H) 6.08 (br. s., 1 H) 5.21 (dd, J=11.60, 3.05 Hz, 1 H) 5.07 (dd, J=11.44, 2.59 Hz, 1 H) 3.84 (s, 3 H) 3.30(m, 1 H) 1.38 (d, J=6.41 Hz, 3 H) 1.06 - 1.13 (m, 1 H) 0.59 - 0.66 (m, 1 H) 0.54 (d, J=3.97 Hz, 1 H) 0.37 (d, J=4.88 Hz, 1 H) 0.28 (d, J=4.88 Hz,
- 20 1 H).

Example 82

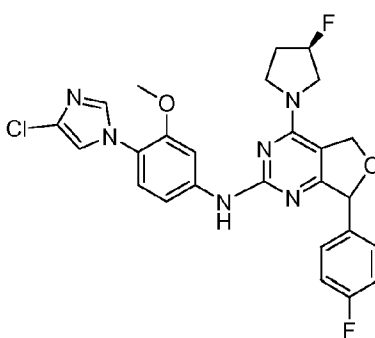
N2-(3-fluoro-4-(5-methyl-1H-1,2,4-triazol-1-yl)phenyl)-7-(4-fluorophenyl)-N4-methyl-5,7-dihydrofuro[3,4-d]pyrimidine-2,4-diamine, TFA



- 2-chloro-7-(4-fluorophenyl)-N-methyl-5,7-dihydrofuro[3,4-d]pyrimidin-4-amine (Preparation Ma) was reacted as described in Example 112 with 3-fluoro-4-(5-methyl-1H-1,2,4-triazol-1-yl)aniline (Preparation C) to give N2-(3-fluoro-4-(5-methyl-1H-1,2,4-triazol-1-yl)phenyl)-7-(4-fluorophenyl)-N4-methyl-5,7-dihydrofuro[3,4-d]pyrimidine-2,4-diamine, TFA (Example 82). LC-MS (M+H)⁺ = 436.1. ¹H NMR (500 MHz, MeOD) δ ppm 8.16 (dd, J=13.89, 2.29 Hz, 1 H) 8.03 (s, 1 H) 7.38 - 7.47 (m, 3 H) 7.34 (t, J=8.70 Hz, 1 H) 7.05 - 7.14 (m, 2 H) 5.85 (d, J=1.83 Hz, 1 H) 5.16 (br. s., 1 H) 5.04 (br. s., 1 H) 3.07 (s, 3 H) 2.39 (s, 3 H).
- 10 The racemic mixture was separated by chiral chromatography to afford the enantiomers Example 82A and 82B as free amines, which had identical spectral data.

Example 83

- 15 *N*-(4-(4-chloro-1H-imidazol-1-yl)-3-methoxyphenyl)-7-(4-fluorophenyl)-4-((R)-3-fluoropyrrolidin-1-yl)-5,7-dihydrofuro[3,4-d]pyrimidin-2-amine, 2 TFA



Diastereomeric mixture

- 20 2-chloro-7-(4-fluorophenyl)-4-((R)-3-fluoropyrrolidin-1-yl)-5,7-dihydrofuro[3,4-d]pyrimidine (Preparation Mg) was reacted as described in Example 112 with 4-(4-chloro-1H-imidazol-1-yl)-3-methoxyaniline (Preparation A) to give N-(4-(4-chloro-1H-

imidazol-1-yl)-3-methoxyphenyl)-7-(4-fluorophenyl)-4-((R)-3-fluoropyrrolidin-1-yl)-5,7-dihydrofuro[3,4-d]pyrimidin-2-amine, 2 TFA as a mixture of two diastereomers (Example 83). LC-MS (M+H)⁺ = 525.1. ¹H NMR (500 MHz, MeOD) δ ppm 7.83 (br. s., 1 H) 7.57 (br. s., 1 H) 7.43 - 7.52 (m, 2 H) 7.32 - 7.41 (m, 2 H) 7.22 - 7.29 (m, 1 H) 7.10 - 7.22 (m, 2 H) 6.00 - 6.11 (m, 1 H) 5.38 - 5.50 (m, 3 H) 4.10 (br. s., 2 H) 3.90 (br. s., 2 H) 2.31 - 2.51 (m, 2 H).

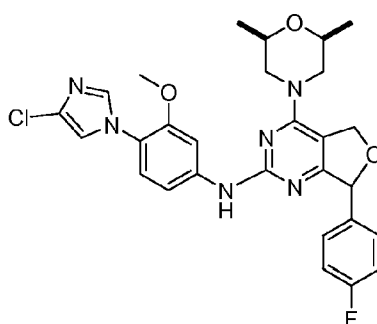
The mixture of two diastereomers was separated by chiral chromatography to afford two diastereomers Example 83A and 83B as free amines

Example 83A: LC-MS (M+H)⁺ = 525.2. ¹H NMR (500 MHz, MeOD) δ ppm 7.80 (d, J=1.83 Hz, 1 H) 7.69 (d, J=1.53 Hz, 1 H) 7.43 (dd, J=8.70, 5.34 Hz, 2 H) 7.23 (d, J=1.22 Hz, 1 H) 7.04 - 7.20 (m, 4 H) 5.77 (br. s., 1 H) 5.50 - 5.59 (m, 1 H) 5.27 - 5.39 (m, 2 H) 4.00 (d, J=11.90 Hz, 1 H) 3.82 - 3.96 (m, 2 H) 3.63 - 3.82 (m, 4 H) 2.26 - 2.42 (m, 2 H).

Example 83B: LC-MS (M+H)⁺ = 525.2. ¹H NMR (500 MHz, MeOD) δ ppm 7.81 (d, J=1.83 Hz, 1 H) 7.69 (d, J=1.53 Hz, 1 H) 7.39 - 7.47 (m, 2 H) 7.24 (d, J=1.53 Hz, 1 H) 7.16 - 7.21 (m, 1 H) 7.05 - 7.16 (m, 3 H) 5.80 (t, J=2.59 Hz, 1 H) 5.51 (dd, J=10.38, 3.05 Hz, 1 H) 5.36 - 5.46 (m, 2 H) 3.91 (m, 2 H) 3.66 - 3.86 (m, 5 H) 2.23 - 2.42 (m, 2 H).

Example 84

N-(4-(4-chloro-1H-imidazol-1-yl)-3-methoxyphenyl)-4-((2S,6R)-2,6-dimethylmorpholino)-7-(4-fluorophenyl)-5,7-dihydrofuro[3,4-d]pyrimidin-2-amine, 2 TFA



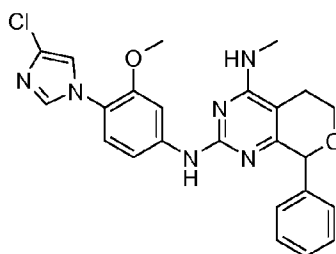
2-chloro-4-((2S,6R)-2,6-dimethylmorpholino)-7-(4-fluorophenyl)-5,7-dihydrofuro[3,4-d]pyrimidine (Preparation Mh) was reacted as described in Example 112 with 4-(4-chloro-1H-imidazol-1-yl)-3-methoxyaniline (Preparation A) to give *N*-(4-(4-chloro-1H-imidazol-1-yl)-3-methoxyphenyl)-4-((2S,6R)-2,6-dimethylmorpholino)-7-(4-

fluorophenyl)-5,7-dihydrofuro[3,4-d]pyrimidin-2-amine, 2 TFA (Example 84). LC-MS (M+H)⁺ = 551.2. ¹H NMR (400 MHz, MeOD) δ ppm 7.80 (d, J=1.51 Hz, 1 H) 7.55 (d, J=2.27 Hz, 1 H) 7.35 - 7.46 (m, 2 H) 7.23 - 7.33 (m, 2 H) 7.01 - 7.18 (m, 3 H) 5.91 (t, J=2.77 Hz, 1 H) 5.42 (dd, J=10.45, 3.40 Hz, 1 H) 5.28 (dd, J=10.32, 2.27 Hz, 1 H) 4.16 (br. s., 2 H) 3.60 - 3.78 (m, 5 H) 2.81 (ddd, J=13.41, 10.51, 3.53 Hz, 2 H) 1.21 (d, J=6.04 Hz, 6 H).

The racemic mixture was separated by chiral chromatography to afford the enantiomers Example 84A and 84B as free amines LC-MS (M+H)⁺ = 551.2. ¹H NMR (500 MHz, MeOD) δ ppm 7.77 (d, J=2.14 Hz, 1 H) 7.69 (d, J=1.53 Hz, 1 H) 7.35 - 7.50 (m, 2 H) 7.24 (d, J=1.53 Hz, 1 H) 7.18 (d, J=8.55 Hz, 1 H) 7.10 (t, J=8.70 Hz, 2 H) 7.05 (dd, J=8.55, 2.14 Hz, 1 H) 5.80 (d, J=2.44 Hz, 1 H) 5.42 (dd, J=10.38, 3.05 Hz, 1 H) 5.28 (dd, J=10.38, 1.83 Hz, 1 H) 4.16 (br. s., 2 H) 3.61 - 3.76 (m, 5 H) 2.60 - 2.80 (m, 2 H) 1.23 (d, J=6.41 Hz, 6 H).

15 Example 85

N2-(4-(4-chloro-1H-imidazol-1-yl)-3-methoxyphenyl)-N4-methyl-8-phenyl-6,8-dihydro-5H-pyrano[3,4-d]pyrimidine-2,4-diamine

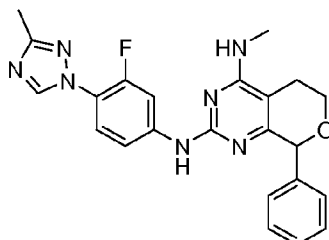


A solution of Preparation A (0.168 g, 0.75 mmol), Preparation Na (0.23 g, 0.834 mmol), Na₂CO₃ (0.176 g, 1.6 mmol) and xantphos (0.482 g, 0.834 mmol) in dioxane/water (9: 1) was purged with argon for 1 h at room temperature. Pd(dba)₃ (0.38 g, 0.417 mmol) was added to the reaction mixture and the resulting solution was purged for another 1 h. The reaction mass was heated at 110 °C for 24 h. The reaction mass was filtered through celite bed and washed with ethyl acetate. The filtrate was evaporated under reduced pressure and the residue was diluted with water. The aqueous solution was extracted with ethyl acetate (75 mL x 2). The combined organic layer was washed with brine solution (50 mL), dried over anhydrous Na₂SO₄ and evaporated under reduced pressure to get crude compound. The crude compound was purified by prep-HPLC

(aqueous 0.1% ammonium acetate in acetonitrile) to give N2-(4-(4-chloro-1H-imidazol-1-yl)-3-methoxyphenyl)-N4-methyl-8-phenyl-6,8-dihydro-5H-pyrano[3,4-d]pyrimidine-2,4-diamine (0.140 g, 36.2%) as off-white solid. LC-MS (M+H)⁺ = 463.2. ¹H NMR (400 MHz, DMSO-*d*₆): δ ppm 9.06 (1H, s), 7.96 (1H, s), 7.72 (1H, s), 7.4 (1H, s), 7.36-7.30 (5H, m), 7.13 (2H, m), 6.94 (1H, m), 5.43 (1H, s), 3.95 (1H, m), 3.81 (1H, s), 3.53 (3H, s), 2.97 (3H, d, *J* = 4.4 Hz), 2.52 (1H, m), 2.45 (1H, m).

Example 86

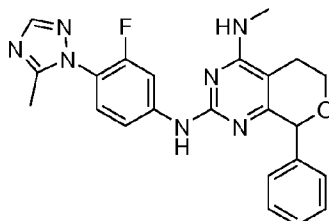
N2-(3-fluoro-4-(3-methyl-1H-1,2,4-triazol-1-yl)phenyl)-N4-methyl-8-phenyl-6,8-dihydro-5H-pyrano[3,4-d]pyrimidine-2,4-diamine



A solution of Preparation B (0.119 g, 0.62 mmol), Preparation Na (0.19 g, 0.68 mmol), Na₂CO₃ (0.146 g, 1.37 mmol) and xantphos (0.399 g, 0.689 mmol) in dioxane/water (9: 1) was purged with argon for 1 h at room temperature. Pd(dba)₃ (0.315 g, 0.344 mmol) was added to the reaction mixture and the resulting solution was purged for another 1 h. The reaction mass was heated at 110 °C for 24 h. The reaction mass was filtered through a bed of diatomaceous earth (Celite[®]) and washed with ethyl acetate. The filtrate was evaporated under reduced pressure and the residue was diluted with water. The aqueous solution was extracted with ethyl acetate (75 mL x 2). The combined organic layer was washed with brine solution (50 mL), dried over anhydrous Na₂SO₄ and evaporated under reduced pressure to get crude compound. The crude compound was purified by prep-HPLC (aqueous 0.1% ammonium acetate in acetonitrile) to give N2-(3-fluoro-4-(3-methyl-1H-1,2,4-triazol-1-yl)phenyl)-N4-methyl-8-phenyl-6,8-dihydro-5H-pyrano[3,4-d]pyrimidine-2,4-diamine (0.120 g, 30%) as off-white solid. LC-MS (M+H)⁺ = 432.2. ¹H NMR (400 MHz, DMSO-*d*₆): δ ppm 9.33 (1H, s), 8.68 (1H, s), 8.03 (1H, m), 7.42-7.24 (7H, m), 6.98 (1H, bs), 5.44 (1H, s), 4.06 (1H, m), 3.84 (1H, m), 2.95 (3H, d, *J* = 4.4 Hz), 2.59 (1H, m), 2.44 (1H, m), 2.34 (3H, s).

Example 87

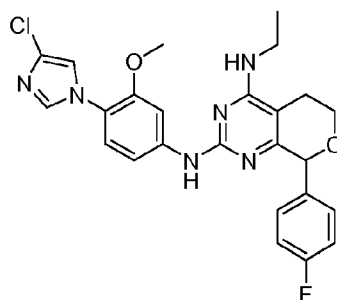
N2-(3-fluoro-4-(5-methyl-1H-1,2,4-triazol-1-yl)phenyl)-N4-methyl-8-phenyl-6,8-dihydro-5H-pyrano[3,4-d]pyrimidine-2,4-diamine



- 5 A solution of Preparation C (0.119 g, 0.62 mmol), Preparation Na (0.19 g, 0.68 mmol), Na₂CO₃ (0.146 g, 1.37 mmol) and xantphos (0.399 g, 0.689 mmol) in dioxane/water (9: 1) was purged with argon for 1 h at room temperature. Pd(dba)₃ (0.315 g, 0.344 mmol) was added to the reaction mixture and the resulting solution was purged for another 1 h. The reaction mass was heated at 110 °C for 24 h. The reaction mass was
- 10 filtered through a bed of diatomaceous earth (Celite[®]) and washed with ethyl acetate. The filtrate was evaporated under reduced pressure and the residue was diluted with water. The aqueous solution was extracted with ethyl acetate (75 mL x 2). The combined organic layer was washed with brine solution (50 mL), dried over anhydrous Na₂SO₄ and evaporated under reduced pressure to get crude compound. The crude compound was
- 15 purified by prep-HPLC (aqueous 0.1% ammonium acetate in acetonitrile) to give N2-(3-fluoro-4-(5-methyl-1H-1,2,4-triazol-1-yl)phenyl)-N4-methyl-8-phenyl-6,8-dihydro-5H-pyrano[3,4-d]pyrimidine-2,4-diamine (0.130 g, 44%) as off-white solid. LC-MS (M+H)⁺ = 432.2. ¹H NMR (400 MHz, DMSO-*d*₆): δ ppm 9.38 (1H, s), 8.04 (1H, s), 8.01 (1H, s), 7.44 (1H, m), 7.34-7.27 (6H, m), 6.99 (1H, bs), 5.43 (1H, s), 4.06 (1H, m), 3.83
- 20 (1H, m), 2.95 (3H, d, *J* = 4.4.0 Hz), 2.51 (1H, m), 2.44 (1H, m), 2.27 (3H, s).

Example 88

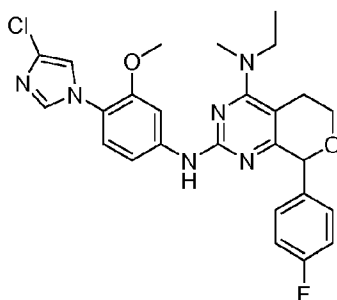
N2-(4-(4-chloro-1H-imidazol-1-yl)-3-methoxyphenyl)-N4-ethyl-8-(4-fluorophenyl)-6,8-dihydro-5H-pyrano[3,4-d]pyrimidine-2,4-diamine



- A solution of Preparation A (0.09 g, 0.38 mmol), Preparation Oa (0.15 g, 0.48 mmol), Na₂CO₃ (0.103 g, 0.97 mmol) and xantphos (0.282 g, 0.41 mmol) in dioxane/water (9: 1) was purged with argon for 1 h at room temperature. Pd(dba)₃ (0.270 g, 0.24 mmol) was added to the reaction mixture and the resulting solution was purged for another 1 h. The reaction mass was heated at 110 °C for 24 h. The reaction mass was filtered through a bed of diatomaceous earth (Celite[®]) and washed with ethyl acetate. The filtrate was evaporated under reduced pressure and the residue was diluted with water. The aqueous solution was extracted with ethyl acetate (75 mL x 2). The combined organic layer was washed with brine solution (50 mL), dried over anhydrous Na₂SO₄ and evaporated under reduced pressure to get crude compound. The crude compound was purified by column chromatography (60-120 mesh) using 35% ethyl acetate in pet-ether as mobile phase to give N2-(4-(4-chloro-1H-imidazol-1-yl)-3-methoxyphenyl)-N4-ethyl-8-(4-fluorophenyl)-6,8-dihydro-5H-pyrano[3,4-d]pyrimidine-2,4-diamine (0.90 g, 55%) as off-white solid. LC-MS (M+H)⁺ = 495.2. ¹H NMR (400 MHz, DMSO-*d*₆): δ ppm 9.06 (1H, s), 7.88 (1H, s), 7.73 (1H, m), 7.42 (1H, m), 7.33-7.44 (2H, m), 7.14-7.15 (4H, m), 6.92 (1H, m), 5.44 (1H, s), 3.96 (1H, m), 3.82 (1H, m), 3.57 (3H, s), 3.50 (2H, m), 2.45 (2H, m), 1.21 (3H, m).
- The racemic mixture was separated by chiral chromatography to afford the enantiomers Example 88A and 88B, which had identical spectral data.

Example 89

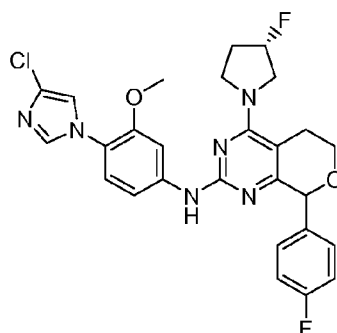
N2-(4-(4-chloro-1H-imidazol-1-yl)-3-methoxyphenyl)-N4-ethyl-8-(4-fluorophenyl)-N4-methyl-6,8-dihydro-5H-pyrano[3,4-d]pyrimidine-2,4-diamine



A solution of Preparation A (0.029 g, 0.10 mmol), Preparation Ob (0.050 g, 0.14 mmol), Na₂CO₃ (0.030 g, 0.28 mmol) and xantphos (0.080 g, 0.14 mmol) in dioxane/water (9: 1) was purged with argon for 1 h at room temperature. Pd(dba)₃ (0.078 g, 0.07 mmol) was added to the reaction mixture and the resulting solution was purged for another 1 h. The reaction mass was heated at 110 °C for 24 h. The reaction mass was filtered through a bed of diatomaceous earth (Celite[®]) and washed with ethyl acetate. The filtrate was evaporated under reduced pressure and the residue was diluted with water. The aqueous solution was extracted with ethyl acetate (75 mL x 2). The combined organic layer was washed with brine solution (50 mL), dried over anhydrous Na₂SO₄ and evaporated under reduced pressure to get crude compound. The crude compound was purified by column chromatography (60-120 mesh) using 35% ethyl acetate in pet-ether as mobile phase to give N2-(4-(4-chloro-1H-imidazol-1-yl)-3-methoxyphenyl)-N4-ethyl-8-(4-fluorophenyl)-N4-methyl-6,8-dihydro-5H-pyrano[3,4-d]pyrimidin-2,4-diamine (0.020 g, 30%) as off-white solid. LC-MS (M+H)⁺ = 509.2. ¹H NMR (400 MHz, DMSO-*d*₆): δ ppm 9.12 (1H, s), 7.75-7.81 (2H, m), 7.38-7.44 (3H, m), 7.15-7.24 (4H, m), 5.51 (1H, s), 4.03 (1H, m), 3.49-3.67 (5H, m), 3.09 (3H, m), 3.01-3.06 (1H, m), 2.51-2.59 (2H, m), 1.22 (3H, t, *J* = 7.2 Hz).

20 Example 90A

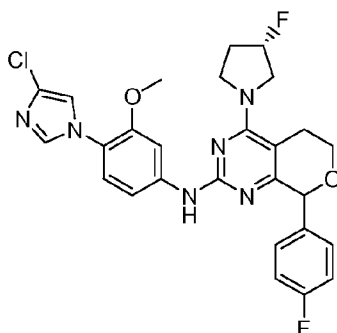
N-(4-(4-chloro-1H-imidazol-1-yl)-3-methoxyphenyl)-8-(4-fluorophenyl)-4-((*R*)-3-fluoropyrrolidin-1-yl)-6,8-dihydro-5H-pyrano[3,4-d]pyrimidin-2-amine



A solution of Preparation A (0.063 g, 0.20 mmol), Preparation Oc1 (0.110 g, 0.3 mmol), Na₂CO₃ (0.066 g, 0.6 mmol) and xantphos (0.181 g, 0.3 mmol) in dioxane/water (9: 1) was purged with argon for 1 h at room temperature. Pd(dba)₃ (0.172 g, 0.10 mmol) was added to the reaction mixture and the resulting solution was purged for another 1 h. The reaction mass was heated at 110 °C for 24 h. The reaction mass was filtered through a bed of diatomaceous earth (Celite[®]) and washed with ethyl acetate. The filtrate was evaporated under reduced pressure and the residue was diluted with water. The aqueous solution was extracted with ethyl acetate (75 mL x 2). The combined organic layer was washed with brine solution (50 mL), dried over anhydrous Na₂SO₄ and evaporated under reduced pressure to get crude compound. The crude compound was purified by column chromatography (60-120 mesh) using 35% ethyl acetate in pet-ether as mobile phase to give N-(4-(4-chloro-1H-imidazol-1-yl)-3-methoxyphenyl)-8-(4-fluorophenyl)-4-((R)-3-fluoropyrrolidin-1-yl)-6,8-dihydro-5H-pyrano[3,4-d]pyrimidin-2-amine (0.050g, 60%) as off-white solid. LC-MS (M+H)⁺ = 539.0. ¹H NMR (400 MHz, DMSO-*d*₆): δ ppm 9.12 (1H, s), 7.75 (2H, m), 7.39-7.44 (3H, m), 7.15-7.22 (4H, m), 5.50 (1H, s), 5.38 (1H, m), 3.82-4.09 (6H, m), 3.68 (3H, s), 2.98 (2H, m), 2.50-2.43 (2H, m).

Example 90B

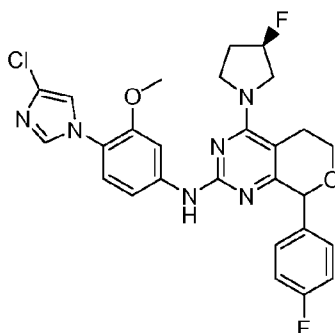
N-(4-(4-chloro-1H-imidazol-1-yl)-3-methoxyphenyl)-8-(4-fluorophenyl)-4-((R)-3-fluoropyrrolidin-1-yl)-6,8-dihydro-5H-pyrano[3,4-d]pyrimidin-2-amine



A solution of Preparation A (0.063 g, 0.20 mmol), Preparation Oc2 (0.110 g, 0.3 mmol), Na₂CO₃ (0.066 g, 0.6 mmol) and xantphos (0.181 g, 0.3 mmol) in dioxane/water (9: 1) was purged with argon for 1 h at room temperature. Pd(dba)₃ (0.172 g, 0.10 mmol) was added to the reaction mixture and the resulting solution was purged for another 1 h. The reaction mass was heated at 110 °C for 24 h. The reaction mass was filtered through a bed of diatomaceous earth (Celite[®]) and washed with ethyl acetate. The filtrate was evaporated under reduced pressure and the residue was diluted with water. The aqueous solution was extracted with ethyl acetate (75 mL x 2). The combined organic layer was washed with brine solution (50 mL), dried over anhydrous Na₂SO₄ and evaporated under reduced pressure to get crude compound. The crude compound was purified by column chromatography (60-120 mesh) using 35% ethyl acetate in pet-ether as mobile phase to give N-(4-(4-chloro-1H-imidazol-1-yl)-3-methoxyphenyl)-8-(4-fluorophenyl)-4-((R)-3-fluoropyrrolidin-1-yl)-6,8-dihydro-5H-pyrano[3,4-d]pyrimidin-2-amine (0.070g, 63%) as off-white solid. LC-MS (M+H)⁺ = 539.0. ¹H NMR (400 MHz, DMSO-*d*₆): δ ppm 9.16 (1H, s), 7.81 (1H, s), 7.74 (1H, s), 7.73 (1H, s), 7.42 (2H, m), 7.17-7.11 (4H, m), 5.54 (1H, s), 5.43 (1H, m), 4.12-3.57 (6H, m), 3.34 (3H, s), 2.97 (2H, m), 2.50-2.43 (2H, m).

Example 91A

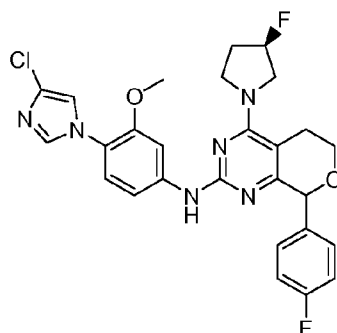
N-(4-(4-chloro-1H-imidazol-1-yl)-3-methoxyphenyl)-8-(4-fluorophenyl)-4-((*S*)-3-fluoropyrrolidin-1-yl)-6,8-dihydro-5H-pyrano[3,4-d]pyrimidin-2-amine



A solution of Preparation A (0.063 g, 0.20 mmol), Preparation Od1 (0.110 g, 0.3 mmol), Na_2CO_3 (0.066 g, 0.6 mmol) and xantphos (0.181 g, 0.3 mmol) in dioxane/water (9: 1) was purged with argon for 1 h at room temperature. $\text{Pd}(\text{dba})_3$ (0.172 g, 0.10 mmol) was added to the reaction mixture and the resulting solution was purged for another 1 h. The reaction mass was heated at 110 °C for 24 h. The reaction mass was filtered through a bed of diatomaceous earth (Celite[®]) and washed with ethyl acetate. The filtrate was evaporated under reduced pressure and the residue was diluted with water. The aqueous solution was extracted with ethyl acetate (75 mL x 2). The combined organic layer was washed with brine solution (50 mL), dried over anhydrous Na_2SO_4 and evaporated under reduced pressure to get crude compound. The crude compound was purified by column chromatography (60-120 mesh) using 35% ethyl acetate in pet-ether as mobile phase to N-(4-(4-chloro-1H-imidazol-1-yl)-3-methoxyphenyl)-8-(4-fluorophenyl)-4-((S)-3-fluoropyrrolidin-1-yl)-6,8-dihydro-5H-pyrano[3,4-d]pyrimidin-2-amine. (0.040 g, 40%) as off-white solid. LC-MS $(\text{M}+\text{H})^+ = 539.0$. ^1H NMR (400 MHz, $\text{DMSO}-d_6$): δ ppm 9.25 (1H, s), 7.77 (1H, s), 7.77 (1H, s), 7.45 (3H, m), 7.21 (4H, m), 5.53 (1H, s), 5.43 (1H, m), 4.12-3.57 (5H, m), 3.34 (3H, s), 3.33 (1H, m), 3.20 (1H, m), 2.73 (1H, m), 2.31-2.06 (2H, m).

20 Example 91B

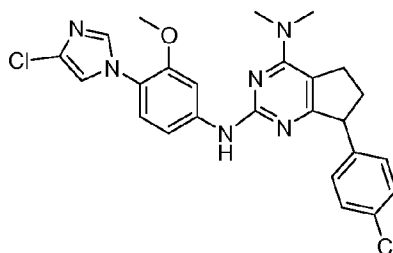
N-(4-(4-chloro-1H-imidazol-1-yl)-3-methoxyphenyl)-8-(4-fluorophenyl)-4-((S)-3-fluoropyrrolidin-1-yl)-6,8-dihydro-5H-pyrano[3,4-d]pyrimidin-2-amine



A solution of Preparation A (0.063 g, 0.20 mmol), Preparation Od2 (0.110 g, 0.3 mmol), Na_2CO_3 (0.066 g, 0.6 mmol) and xantphos (0.181 g, 0.3 mmol) in dioxane/water (9: 1) was purged with argon for 1 h at room temperature. $\text{Pd}(\text{dba})_3$ (0.172 g, 0.10 mmol) was added to the reaction mixture and the resulting solution was purged for another 1 h. The reaction mass was heated at 110 °C for 24 h. The reaction mass was filtered through a bed of diatomaceous earth (Celite[®]) and washed with ethyl acetate. The filtrate was evaporated under reduced pressure and the residue was diluted with water. The aqueous solution was extracted with ethyl acetate (75 mL x 2). The combined organic layer was washed with brine solution (50 mL), dried over anhydrous Na_2SO_4 and evaporated under reduced pressure to get crude compound. The crude compound was purified by column chromatography (60-120 mesh) using 35% ethyl acetate in pet-ether as mobile phase to give N-(4-(4-chloro-1H-imidazol-1-yl)-3-methoxyphenyl)-8-(4-fluorophenyl)-4-((S)-3-fluoropyrrolidin-1-yl)-6,8-dihydro-5H-pyrano[3,4-d]pyrimidin-2-amine (0.039 g, 39%) as off-white solid. LC-MS $(\text{M}+\text{H})^+ = 539.0$. ^1H NMR (400 MHz, $\text{DMSO}-d_6$): δ ppm 9.15 (1H, s), 7.81 (1H, s), 7.74 (1H, s), 7.43 (1H, s), 7.37 (2H, m), 7.19 (4H, m), 5.54 (1H, s), 5.43 (1H, m), 4.13-3.69 (6H, m), 3.33 (3H, s), 2.96 (2H, m), 2.24-1.91 (2H, m).

Example 92

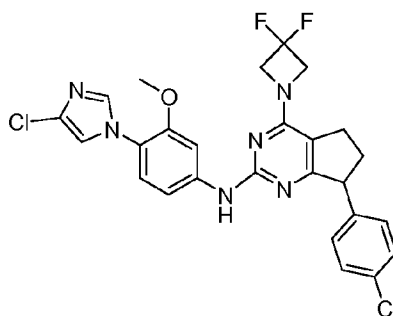
N^2 -(4-(4-Chloro-1H-imidazol-1-yl)-3-methoxyphenyl)-7-(4-chlorophenyl)- N^4, N^4 -dimethyl-6,7-dihydro-5H-cyclopenta[d]pyrimidine-2,4-diamine



2-Chloro-7-(4-chlorophenyl)-*N,N*-dimethyl-6,7-dihydro-5*H*-cyclopenta[*d*]pyrimidin-4-amine (98 mg, 0.318 mmol) was added to a solution of 4-(4-chloro-1*H*-imidazol-1-yl)-3-methoxyaniline (71.1 mg, 0.318 mmol) in acetic acid (1.000 mL) and THF (1 mL). The reaction mixture was heated at 75°C overnight. Partial conversion to the desired product was observed. The reaction was further heated at 120°C for 6 h. The crude reaction mixture was purified by preparative HPLC. The appropriate fractions were evaporated to afford *N*²-(4-(4-chloro-1*H*-imidazol-1-yl)-3-methoxyphenyl)-7-(4-chlorophenyl)-*N*⁴,*N*⁴-dimethyl-6,7-dihydro-5*H*-cyclopenta[*d*]pyrimidine-2,4-diamine, TFA salt (17.2 mg, 0.028 mmol, 8.70 % yield). LC-MS (M+H)⁺ = 495.1. ¹H NMR (500 MHz, CDCl₃) δ ppm 11.80 (1H, s), 7.61 - 7.72 (1H, m), 7.34 - 7.42 (2H, m), 7.27 - 7.33 (2H, m), 7.21 (2H, d, *J*=8.5 Hz), 7.16 (1H, d, *J*=9.2 Hz), 7.06 (1H, d, *J*=1.5 Hz), 4.30 - 4.41 (1H, m), 3.82 (6H, s), 3.48 (1H, br. s.), 3.31 - 3.39 (2H, m), 3.18 - 3.27 (1H, m), 2.58 - 2.80 (2H, m), 2.14 - 2.29 (1H, m).

Example 93

N-(4-(4-Chloro-1*H*-imidazol-1-yl)-3-methoxyphenyl)-7-(4-chlorophenyl)-4-(3,3-difluoroazetidin-1-yl)-6,7-dihydro-5*H*-cyclopenta[*d*]pyrimidin-2-amine



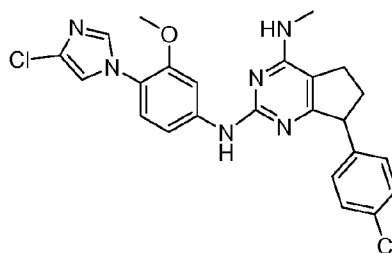
2-Chloro-7-(4-chlorophenyl)-4-(3,3-difluoroazetidin-1-yl)-6,7-dihydro-5*H*-cyclopenta[*d*]pyrimidine (70 mg, 0.197 mmol) was added to a solution of 4-(4-chloro-1*H*-imidazol-1-yl)-3-methoxyaniline (52.7 mg, 0.236 mmol) in acetic acid (1 mL) and THF

(1.000 mL). The reaction mixture was heated at 120°C in a microwave for 6 h. The crude reaction mixture was purified by preparative HPLC. The appropriate fractions were evaporated to afford *N*-(4-(4-chloro-1*H*-imidazol-1-yl)-3-methoxyphenyl)-7-(4-chlorophenyl)-4-(3,3-difluoroazetidin-1-yl)-6,7-dihydro-5*H*-cyclopenta[*d*]pyrimidin-2-amine, TFA salt (8.7 mg, 0.013 mmol, 6.46 % yield). LC-MS (M+H)⁺ = 543.1. ¹H NMR (500 MHz, CDCl₃) δ ppm 11.85 - 11.99 (1H, m), 7.93 (1H, s), 7.38 - 7.45 (1H, m), 7.31 (2H, d, *J*=8.2 Hz), 7.19 (3H, t, *J*=8.2 Hz), 7.10 (1H, d, *J*=1.5 Hz), 4.37 - 4.47 (1H, m), 3.85 (3H, s), 3.45 - 3.51 (1H, m), 3.07 - 3.18 (2H, m), 2.94 - 3.04 (2H, m), 2.67 - 2.81 (2H, m), 2.19 - 2.37 (2H, m).

10

Example 94

*N*²-(4-(4-Chloro-1*H*-imidazol-1-yl)-3-methoxyphenyl)-7-(4-chlorophenyl)-*N*⁴-methyl-6,7-dihydro-5*H*-cyclopenta[*d*]pyrimidine-2,4-diamine



2-Chloro-7-(4-chlorophenyl)-*N*-methyl-6,7-dihydro-5*H*-cyclopenta[*d*]pyrimidin-4-amine (101 mg, 0.343 mmol) was added to a solution of 4-(4-chloro-1*H*-imidazol-1-yl)-3-methoxyaniline (77 mg, 0.343 mmol) in acetic acid (2 mL) and THF (2 mL). The reaction mixture was heated at 80°C overnight. Partial conversion to the desired product was observed. The reaction was further heated at 120 °C for 6 h. The crude reaction mixture was purified by preparative HPLC. The appropriate fractions were evaporated to afford *N*²-(4-(4-chloro-1*H*-imidazol-1-yl)-3-methoxyphenyl)-7-(4-chlorophenyl)-*N*⁴-methyl-6,7-dihydro-5*H*-cyclopenta[*d*]pyrimidine-2,4-diamine, TFA salt (35.5 mg, 0.059 mmol, 17.19 % yield). LC-MS (M+H)⁺ = 481.3. ¹H NMR (500 MHz, CDCl₃) δ ppm 11.08 (1H, s), 8.33 (1H, s), 7.48 (2H, d, *J*=2.1 Hz), 7.30 (2H, d, *J*=8.2 Hz), 7.20 (1H, d, *J*=1.5 Hz), 7.13 (2H, d, *J*=8.5 Hz), 5.83 - 5.93 (1H, m), 4.38 - 4.48 (1H, m), 3.97 (1H, s), 3.86 (3H, s), 3.22 (3H, d, *J*=4.9 Hz), 2.85 - 2.95 (1H, m), 2.77 (2H, dd, *J*=8.7, 5.3 Hz), 2.20 - 2.32 (1H, m).

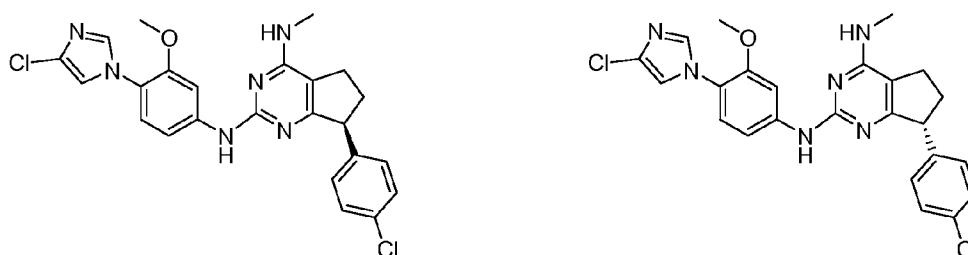
25

Example 94A & 94B

(S)-N²-(4-(4-Chloro-1H-imidazol-1-yl)-3-methoxyphenyl)-7-(4-chlorophenyl)-N⁴-methyl-6,7-dihydro-5H-cyclopenta[d]pyrimidine-2,4-diamine

and

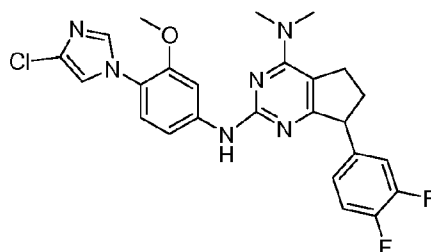
5 (R)-N²-(4-(4-Chloro-1H-imidazol-1-yl)-3-methoxyphenyl)-7-(4-chlorophenyl)-N⁴-methyl-6,7-dihydro-5H-cyclopenta[d]pyrimidine-2,4-diamine



A racemic mixture of N²-(4-(4-chloro-1H-imidazol-1-yl)-3-methoxyphenyl)-7-(4-chlorophenyl)-N⁴-methyl-6,7-dihydro-5H-cyclopenta[d]pyrimidine-2,4-diamine (37 mg, 0.077 mmol from Example 94) was purified using chiral SFC to afford 10.5 mg of peak A (Example 94A) and 13.6 mg of peak B (Example 94B). SFC Method: Chiralpak OJ-H (4.6 x 250 mm, 5 μM), 35 % methanol (0.1% diethylamine) in CO₂, 35°C, flow rate 2.0 mL/min for 20 min, absorbance 268 nm, injection 5μL of 2 mg/mL solution in 50:50 methanol/chloroform (multiple stacked injections), t_R (peak A) = 5.3 min, t_R (peak B) 10 14.9 min. The absolute stereochemistry of individual enantiomers (Examples 94A and 94B) was not determined. LC-MS and ¹H NMR analytical data for the separated enantiomers was identical to the racemate (Example 94).

Example 95

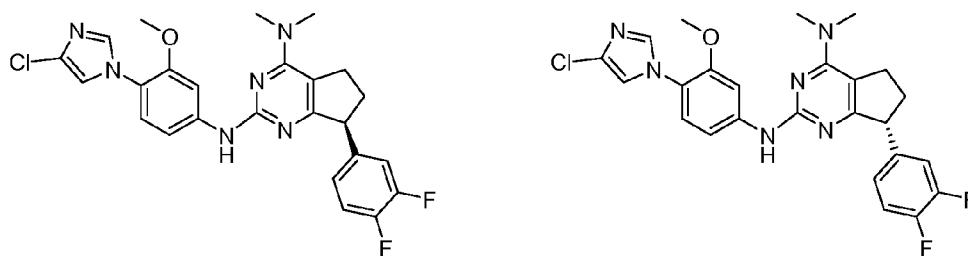
20 N²-(4-(4-Chloro-1H-imidazol-1-yl)-3-methoxyphenyl)-7-(3,4-difluorophenyl)-N⁴,N⁴-dimethyl-6,7-dihydro-5H-cyclopenta[d]pyrimidine-2,4-diamine



2-Chloro-7-(3,4-difluorophenyl)-*N,N*-dimethyl-6,7-dihydro-5*H*-cyclopenta[*d*]pyrimidin-4-amine (178 mg, 0.575 mmol) was added to a solution of 4-(4-chloro-1*H*-imidazol-1-yl)-3-methoxyaniline (141 mg, 0.632 mmol) in acetic acid (2 mL) and THF (2.000 mL). The reaction mixture was heated at 80°C overnight. The crude reaction mixture was purified by preparative HPLC. The appropriate fractions were evaporated to afford *N*²-(4-(4-chloro-1*H*-imidazol-1-yl)-3-methoxyphenyl)-7-(3,4-difluorophenyl)-*N*⁴,*N*⁴-dimethyl-6,7-dihydro-5*H*-cyclopenta[*d*]pyrimidine-2,4-diamine, TFA salt (144.1 mg, 0.233 mmol, 40.6 % yield). LC-MS (*M*+*H*)⁺ = 497.0. ¹H NMR (500 MHz, CDCl₃) δ ppm 11.53 - 11.67 (1H, m), 8.96 (1H, br s), 7.85 - 7.96 (1H, m), 7.38 (1H, s), 7.18 (1H, d, *J*=8.2 Hz), 7.00 - 7.16 (4H, m), 4.34 (1H, dd, *J*=9.6, 4.4 Hz), 3.83 (3H, s), 3.30 - 3.57 (6H, m), 3.25 - 3.29 (1H, m), 3.19 - 3.26 (1H, m), 2.61 - 2.72 (1H, m), 2.14 - 2.25 (1H, m).

Example 95A & 95B

(*S*)-*N*²-(4-(4-Chloro-1*H*-imidazol-1-yl)-3-methoxyphenyl)-7-(3,4-difluorophenyl)-*N*⁴,*N*⁴-dimethyl-6,7-dihydro-5*H*-cyclopenta[*d*]pyrimidine-2,4-diamine
and
(*R*)-*N*²-(4-(4-Chloro-1*H*-imidazol-1-yl)-3-methoxyphenyl)-7-(3,4-difluorophenyl)-*N*⁴,*N*⁴-dimethyl-6,7-dihydro-5*H*-cyclopenta[*d*]pyrimidine-2,4-diamine

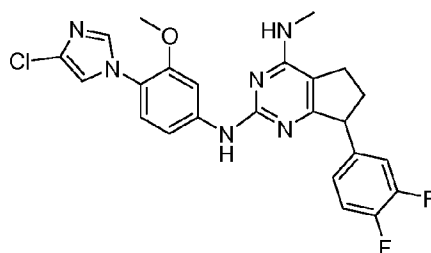


A racemic mixture of *N*²-(4-(4-chloro-1*H*-imidazol-1-yl)-3-methoxyphenyl)-7-(3,4-difluorophenyl)-*N*⁴,*N*⁴-dimethyl-6,7-dihydro-5*H*-cyclopenta[*d*]pyrimidine-2,4-diamine (139 mg, 0.28 mmol from *Example 95*) was purified using chiral SFC to afford 47.6 mg of peak A (*Example 95A*) and 47.3 mg of peak B (*Example 95B*). SFC Method: Chiralpak OJ-H (4.6 x 250 mm, 5 μM), 35 % methanol (0.1% diethylamine) in CO₂, 35°C, flow rate 2.0 mL/min for 8 min, absorbance 268 nm, injection 5 μL of 2 mg/mL solution in methanol (multiple stacked injections), *t*_R (peak A) = 4.6 min, *t*_R (peak B) 6.3 min. The absolute stereochemistry of individual enantiomers (*Examples 95A and 95B*)

was not determined. LC-MS and ^1H NMR analytical data for the separated enantiomers was identical to the racemate (*Example 95*).

Example 96

- 5 N^2 -(4-(4-Chloro-1*H*-imidazol-1-yl)-3-methoxyphenyl)-7-(3,4-difluorophenyl)- N^4 -methyl-6,7-dihydro-5*H*-cyclopenta[*d*]pyrimidine-2,4-diamine



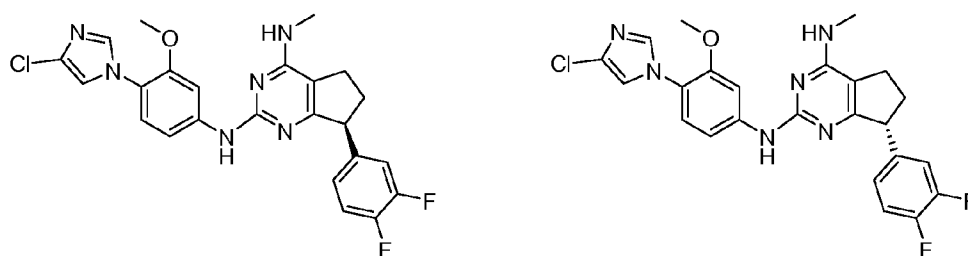
- 2-Chloro-7-(3,4-difluorophenyl)-*N*-methyl-6,7-dihydro-5*H*-cyclopenta[*d*]pyrimidin-4-amine (154 mg, 0.521 mmol) was added to a solution of 4-(4-chloro-1*H*-imidazol-1-yl)-3-methoxyaniline (175 mg, 0.781 mmol) in acetic acid (2 mL) and THF (2.000 mL). The reaction mixture was heated at 120°C overnight. The crude reaction mixture was purified by preparative HPLC. The appropriate fractions were evaporated to afford N^2 -(4-(4-chloro-1*H*-imidazol-1-yl)-3-methoxyphenyl)-7-(3,4-difluorophenyl)- N^4 -methyl-6,7-dihydro-5*H*-cyclopenta[*d*]pyrimidine-2,4-diamine, TFA salt (22.3 mg, 0.034 mmol, 6.46 % yield). LC-MS ($\text{M}+\text{H}$) $^+$ = 483.2. ^1H NMR (500 MHz, CDCl_3) δ ppm 11.84 (1H, s), 7.83 - 7.89 (1H, m), 7.55 (1H, s), 7.41 - 7.46 (1H, m), 7.17 - 7.21 (1H, m), 7.10 (2H, s), 6.98 - 7.05 (2H, m), 5.79 - 5.90 (1H, m), 4.38 - 4.45 (1H, m), 3.85 (3H, s), 3.20 - 3.25 (3H, m), 2.90 - 3.00 (1H, m), 2.70 - 2.81 (2H, m), 2.20 - 2.32 (1H, m).

20

Example 96A & 96B

(*S*)- N^2 -(4-(4-Chloro-1*H*-imidazol-1-yl)-3-methoxyphenyl)-7-(3,4-difluorophenyl)- N^4 -methyl-6,7-dihydro-5*H*-cyclopenta[*d*]pyrimidine-2,4-diamine
and

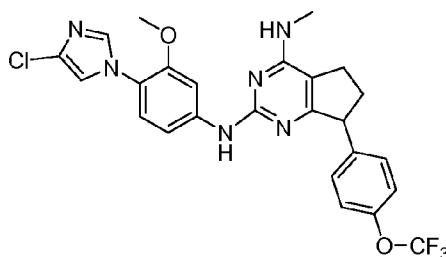
- 25 (*R*)- N^2 -(4-(4-Chloro-1*H*-imidazol-1-yl)-3-methoxyphenyl)-7-(3,4-difluorophenyl)- N^4 -methyl-6,7-dihydro-5*H*-cyclopenta[*d*]pyrimidine-2,4-diamine



A racemic mixture of N^2 -(4-(4-chloro-1H-imidazol-1-yl)-3-methoxyphenyl)-7-(3,4-difluorophenyl)- N^4 -methyl-6,7-dihydro-5H-cyclopenta[d]pyrimidine-2,4-diamine (1.4 g, 2.345 mmol from *Example 96*) was purified using chiral SFC to afford 475 mg of peak A (*Example 96A*) and 435 mg of peak B (*Example 96B*). SFC Method: Chiralpak OJ-H (4.6 x 250 mm, 5 μ M), 25 % methanol (0.1% diethylamine) in CO₂, 35°C, flow rate 2.0 mL/min for 14 min, absorbance 268 nm, injection 5 μ L of 2 mg/mL solution in methanol (multiple stacked injections), t_R (peak A) = 6.1 min, t_R (peak B) 9.2 min. The absolute stereochemistry of individual enantiomers (*Examples 96A and 96B*) was not determined. LC-MS and ¹H NMR analytical data for the separated enantiomers was identical to the racemate (*Example 96*).

Example 97

N^2 -(4-(4-Chloro-1H-imidazol-1-yl)-3-methoxyphenyl)- N^4 -methyl-7-(4-(trifluoromethoxy)phenyl)-6,7-dihydro-5H-cyclopenta[d]pyrimidine-2,4-diamine



2-Chloro- N -methyl-7-(4-(trifluoromethoxy)phenyl)-6,7-dihydro-5H-cyclopenta[d]pyrimidin-4-amine (220 mg, 0.640 mmol) was added to a solution of 4-(4-chloro-1H-imidazol-1-yl)-3-methoxyaniline (215 mg, 0.960 mmol) in acetic acid (2 mL) and THF (2.000 mL). The reaction mixture was heated at 80°C overnight. The crude reaction mixture was purified by preparative HPLC. The appropriate fractions were evaporated to afford N^2 -(4-(4-chloro-1H-imidazol-1-yl)-3-methoxyphenyl)- N^4 -methyl-7-(4-(trifluoromethoxy)phenyl)-6,7-dihydro-5H-cyclopenta[d]pyrimidine-2,4-diamine (92

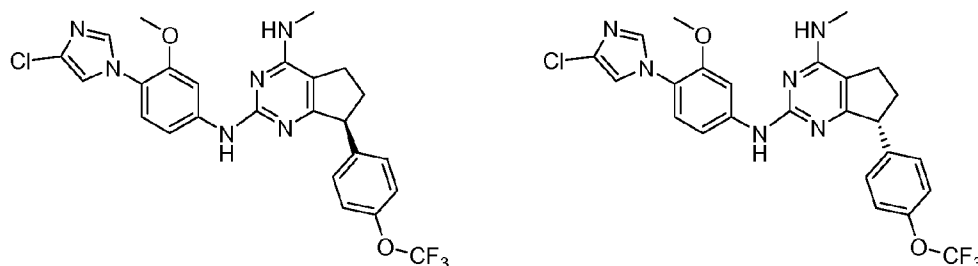
mg, 0.172 mmol, 26.8 % yield). LC-MS (M+H)⁺ = 531.2. ¹H NMR (500 MHz, CDCl₃) δ ppm 7.93 (1H, s), 7.66 (1H, br s), 7.50 (1H, s), 7.10 - 7.23 (4H, m), 7.02 (2H, d, *J*=15.3 Hz), 6.83 (1H, d, *J*=8.2 Hz), 4.70 - 4.83 (1H, m), 4.13 - 4.28 (1H, m), 3.12 (3H, d, *J*=4.9 Hz), 2.74 (1H, br. s.), 2.65 (2H, d, *J*=8.2 Hz), 1.97 - 2.08 (1H, m), 1.25 (3H, s).

5

Example 97A & 97B

(*S*)-*N*²-(4-(4-Chloro-1*H*-imidazol-1-yl)-3-methoxyphenyl)-*N*⁴-methyl-7-(4-(trifluoromethoxy)phenyl)-6,7-dihydro-5*H*-cyclopenta[*d*]pyrimidine-2,4-diamine
and

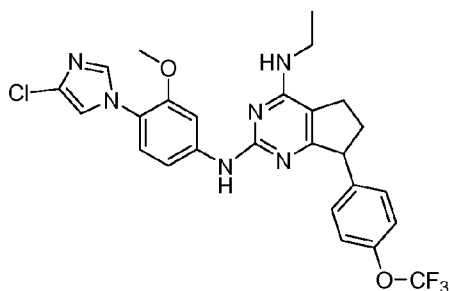
10 (*R*)-*N*²-(4-(4-Chloro-1*H*-imidazol-1-yl)-3-methoxyphenyl)-*N*⁴-methyl-7-(4-(trifluoromethoxy)phenyl)-6,7-dihydro-5*H*-cyclopenta[*d*]pyrimidine-2,4-diamine



A racemic mixture of *N*²-(4-(4-chloro-1*H*-imidazol-1-yl)-3-methoxyphenyl)-*N*⁴-methyl-7-(4-(trifluoromethoxy)phenyl)-6,7-dihydro-5*H*-cyclopenta[*d*]pyrimidine-2,4-diamine (86 mg, 0.162 mmol from *Example 97*) was purified using chiral SFC to afford 36.6 mg of peak A (*Example 97A*) and 31.5 mg of peak B (*Example 97B*). SFC Method: Chiralpak OJ-H (4.6 x 250 mm, 5 μM), 30 % methanol (0.1% diethylamine) in CO₂, 35°C, flow rate 2.0 mL/min for 12 min, absorbance 268 nm, injection 5 μL of 2 mg/mL solution in methanol (multiple stacked injections), *t*_R (peak A) = 3.4 min, *t*_R (peak B) 7.5 min. The absolute stereochemistry of individual enantiomers (*Examples 97A and 97B*) was not determined. LC-MS and ¹H NMR analytical data for the separated enantiomers was identical to the racemate (*Example 97*).

Example 98

25 *N*²-(4-(4-Chloro-1*H*-imidazol-1-yl)-3-methoxyphenyl)-*N*⁴-ethyl-7-(4-(trifluoromethoxy)phenyl)-6,7-dihydro-5*H*-cyclopenta[*d*]pyrimidine-2,4-diamine

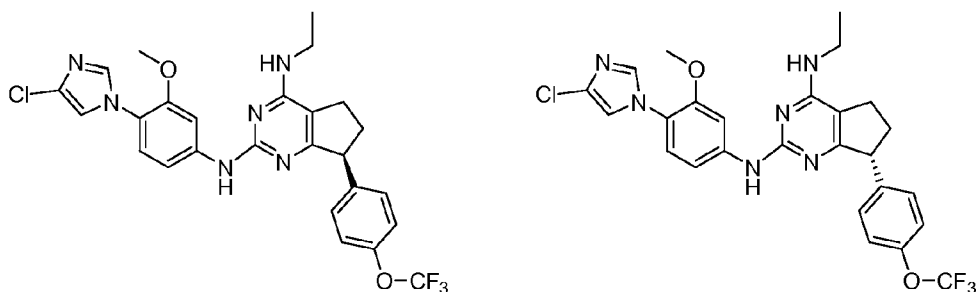


2-Chloro-*N*-ethyl-7-(4-(trifluoromethoxy)phenyl)-6,7-dihydro-5*H*-cyclopenta[*d*]pyrimidin-4-amine (190 mg, 0.531 mmol) was added to a solution of 4-(4-chloro-1*H*-imidazol-1-yl)-3-methoxyaniline (178 mg, 0.797 mmol) in acetic acid (2 mL) and THF (2.000 mL). The reaction mixture was heated at 90°C overnight. The crude reaction mixture was purified by preparative HPLC. The appropriate fractions were evaporated to afford *N*²-(4-(4-chloro-1*H*-imidazol-1-yl)-3-methoxyphenyl)-*N*⁴-ethyl-7-(4-(trifluoromethoxy)phenyl)-6,7-dihydro-5*H*-cyclopenta[*d*]pyrimidine-2,4-diamine, TFA salt (118 mg, 0.174 mmol, 32.7 % yield). LC-MS ($M+H$)⁺ = 545.0. ¹H NMR (500 MHz, CDCl₃) δ ppm 11.04 (1H, s), 9.01 (1H, br s), 8.29 (1H, s), 7.44 (2H, s), 7.24 (2H, d, *J*=8.5 Hz), 7.19 (2H, d, *J*=5.5 Hz), 7.09 - 7.12 (1H, m), 5.93 - 5.99 (1H, m), 4.43 - 4.51 (1H, m), 3.86 (3H, s), 3.62 - 3.74 (2H, m), 3.46 - 3.55 (1H, m), 2.85 - 2.97 (1H, m), 2.71 - 2.82 (2H, m), 2.26 (1H, m), 1.26 - 1.41 (3H, m).

15 Example 98A & 98B

(*S*)-*N*²-(4-(4-Chloro-1*H*-imidazol-1-yl)-3-methoxyphenyl)-*N*⁴-ethyl-7-(4-(trifluoromethoxy)phenyl)-6,7-dihydro-5*H*-cyclopenta[*d*]pyrimidine-2,4-diamine
and

(*R*)-*N*²-(4-(4-Chloro-1*H*-imidazol-1-yl)-3-methoxyphenyl)-*N*⁴-ethyl-7-(4-(trifluoromethoxy)phenyl)-6,7-dihydro-5*H*-cyclopenta[*d*]pyrimidine-2,4-diamine



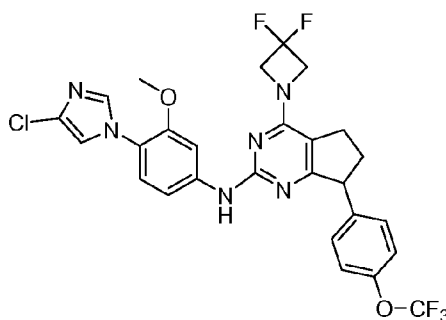
A racemic mixture of *N*²-(4-(4-chloro-1*H*-imidazol-1-yl)-3-methoxyphenyl)-*N*⁴-methyl-7-(4-(trifluoromethoxy)phenyl)-6,7-dihydro-5*H*-cyclopenta[*d*]pyrimidine-2,4-diamine (111 mg, 0.204 mmol from *Example 98*) was purified using chiral SFC to afford 29.5 mg of peak A (*Example 98A*) and 37.7 mg of peak B (*Example 98B*). SFC Method:

5 Chiralpak OJ-H (4.6 x 250 mm, 5 μM), 30 % methanol (0.1% diethylamine) in CO₂, 35°C, flow rate 2.0 mL/min for 12 min, absorbance 268 nm, injection 5 μL of 2 mg/mL solution in methanol (multiple stacked injections), *t*_R (peak A) = 3.4 min, *t*_R (peak B) 8.2 min. The absolute stereochemistry of individual enantiomers (*Examples 98A and 98B*) was not determined. LC-MS and ¹H NMR analytical data for the separated enantiomers

10 was identical to the racemate (*Example 98*).

Example 99

N-(4-(4-Chloro-1*H*-imidazol-1-yl)-3-methoxyphenyl)-4-(3,3-difluoroazetidin-1-yl)-7-(4-(trifluoromethoxy)phenyl)-6,7-dihydro-5*H*-cyclopenta[*d*]pyrimidin-2-amine



15

2-Chloro-4-(3,3-difluoroazetidin-1-yl)-7-(4-(trifluoromethoxy)phenyl)-6,7-dihydro-5*H*-cyclopenta[*d*]pyrimidine (244 mg, 0.601 mmol) was added to a solution of 4-(4-chloro-1*H*-imidazol-1-yl)-3-methoxyaniline (202 mg, 0.902 mmol) in acetic acid (2 mL) and THF (2.000 mL). The reaction mixture was heated at 110°C overnight. The

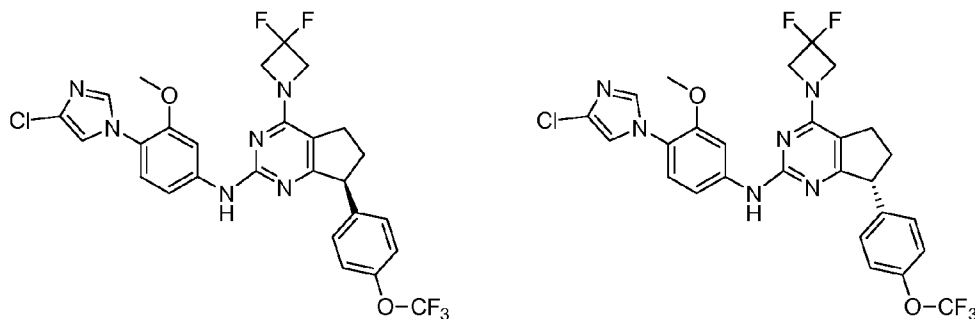
20 crude reaction mixture was purified by preparative HPLC. The appropriate fractions were evaporated to afford *N*-(4-(4-chloro-1*H*-imidazol-1-yl)-3-methoxyphenyl)-4-(3,3-difluoroazetidin-1-yl)-7-(4-(trifluoromethoxy)phenyl)-6,7-dihydro-5*H*-cyclopenta[*d*]pyrimidin-2-amine, TFA salt (165.2 mg, 0.229 mmol, 38.1 % yield). LC-MS (*M*+*H*)⁺ = 593.3. ¹H NMR (500 MHz, CDCl₃) δ ppm 11.83 (1H, s), 8.00 (1H, s),

25 7.38 - 7.43 (1H, m), 7.30 - 7.33 (1H, m), 7.27 - 7.28 (1H, m), 7.16 - 7.22 (3H, m), 7.09 -

7.12 (1H, m), 4.76 (1H, br s), 4.46 (1H, dd, $J=9.5, 4.9$ Hz), 3.85 (3H, s), 3.07 - 3.17 (2H, m), 2.95 - 3.04 (2H, m), 2.70 - 2.81 (2H, m), 2.21 - 2.34 (2H, m).

Example 99A & 99B

- 5 *(S)*-*N*-(4-(4-Chloro-1*H*-imidazol-1-yl)-3-methoxyphenyl)-4-(3,3-difluoroazetidin-1-yl)-7-(4-(trifluoromethoxy)phenyl)-6,7-dihydro-5*H*-cyclopenta[*d*]pyrimidin-2-amine
and
(R)-*N*-(4-(4-Chloro-1*H*-imidazol-1-yl)-3-methoxyphenyl)-4-(3,3-difluoroazetidin-1-yl)-7-(4-(trifluoromethoxy)phenyl)-6,7-dihydro-5*H*-cyclopenta[*d*]pyrimidin-2-amine

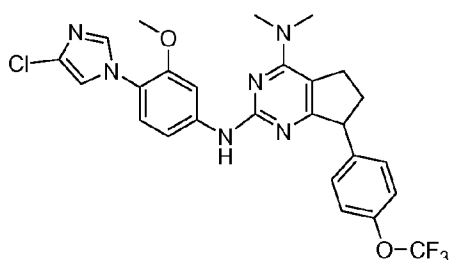


10

- A racemic mixture of *N*-(4-(4-chloro-1*H*-imidazol-1-yl)-3-methoxyphenyl)-4-(3,3-difluoroazetidin-1-yl)-7-(4-(trifluoromethoxy)phenyl)-6,7-dihydro-5*H*-cyclopenta[*d*]pyrimidin-2-amine (165.2 mg, 0.279 mmol from *Example 99*) was purified using chiral SFC to afford 16.7 mg of peak A (*Example 99A*) and 17.0 mg of peak B (*Example 99B*). SFC Method: Chiralpak OJ-H (4.6 x 250 mm, 5 μ M), 30 % methanol (0.1% diethylamine) in CO₂, 35°C, flow rate 2.0 mL/min for 20 min, absorbance 268 nm, injection 5 μ L of 2 mg/mL solution in methanol (multiple stacked injections), t_R (peak A) = 4.9 min, t_R (peak B) 15.0 min. The absolute stereochemistry of individual enantiomers (*Examples 99A and 99B*) was not determined. LC-MS and ¹H NMR analytical data for
15
20 the separated enantiomers was identical to the racemate (*Example 99*).

Example 100

*N*²-(4-(4-Chloro-1*H*-imidazol-1-yl)-3-methoxyphenyl)-*N*⁴,*N*⁴-dimethyl-7-(4-(trifluoromethoxy)phenyl)-6,7-dihydro-5*H*-cyclopenta[*d*]pyrimidine-2,4-diamine

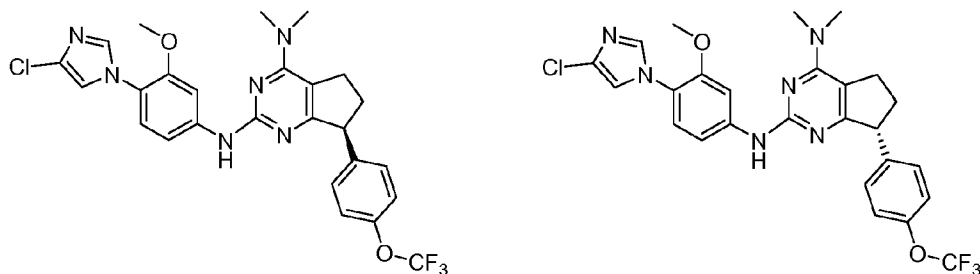


2-Chloro-*N,N*-dimethyl-7-(4-(trifluoromethoxy)phenyl)-6,7-dihydro-5*H*-cyclopenta[*d*]pyrimidin-4-amine (250 mg, 0.699 mmol) was added to a solution of 4-(4-chloro-1*H*-imidazol-1-yl)-3-methoxyaniline (234 mg, 1.048 mmol) in acetic acid (1 mL) and THF (1 mL). The reaction mixture was heated at 110°C overnight. The crude reaction mixture was purified by preparative HPLC. The appropriate fractions were evaporated to afford *N*²-(4-(4-chloro-1*H*-imidazol-1-yl)-3-methoxyphenyl)-*N*⁴,*N*⁴-dimethyl-7-(4-(trifluoromethoxy)phenyl)-6,7-dihydro-5*H*-cyclopenta[*d*]pyrimidine-2,4-diamine, TFA salt (235 mg, 0.342 mmol, 49.0 % yield). LC-MS (M+H)⁺ = 545.3. ¹H NMR (500 MHz, CDCl₃) δ ppm 11.18 - 11.39 (1H, m), 8.11 (1H, s), 7.40 - 7.45 (1H, m), 7.30 - 7.34 (1H, m), 7.28 (1H, s), 7.17 - 7.23 (3H, m), 7.12 - 7.15 (1H, m), 4.34 - 4.44 (1H, m), 3.84 (3H, s), 3.50 (4H, s), 3.33 - 3.39 (3H, m), 3.18 - 3.27 (1H, m), 2.57 - 2.78 (1H, m), 2.10 - 2.39 (1H, m).

15 Example 100A & 100B

(*S*)-*N*²-(4-(4-Chloro-1*H*-imidazol-1-yl)-3-methoxyphenyl)-*N*⁴,*N*⁴-dimethyl-7-(4-(trifluoromethoxy)phenyl)-6,7-dihydro-5*H*-cyclopenta[*d*]pyrimidine-2,4-diamine and

(*R*)-*N*²-(4-(4-Chloro-1*H*-imidazol-1-yl)-3-methoxyphenyl)-*N*⁴,*N*⁴-dimethyl-7-(4-(trifluoromethoxy)phenyl)-6,7-dihydro-5*H*-cyclopenta[*d*]pyrimidine-2,4-diamine

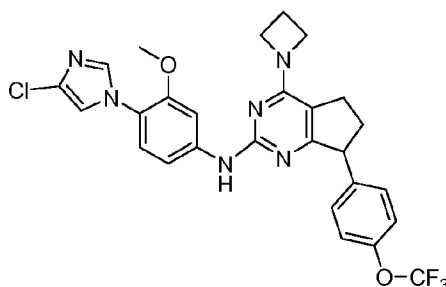


A racemic mixture of *N*²-(4-(4-chloro-1*H*-imidazol-1-yl)-3-methoxyphenyl)-*N*⁴,*N*⁴-dimethyl-7-(4-(trifluoromethoxy)phenyl)-6,7-dihydro-5*H*-

cyclopenta[*d*]pyrimidine-2,4-diamine (235 mg, 0.431 mmol from *Example 100*) was purified using chiral SFC to afford 29.2 mg of peak A (*Example 100A*) and 29.2 mg of peak B (*Example 100B*). SFC Method: Chiralpak OJ-H (4.6 x 250 mm, 5 μ M), 30 % methanol (0.1% diethylamine) in CO₂, 35°C, flow rate 2.0 mL/min for 11 min, absorbance 268 nm, injection 5 μ L of 2 mg/mL solution in methanol (multiple stacked injections), *t_R* (peak A) = 3.7 min, *t_R* (peak B) 8.4 min. The absolute stereochemistry of individual enantiomers (*Examples 100A and 100B*) was not determined. LC-MS and ¹H NMR analytical data for the separated enantiomers was identical to the racemate (*Example 100*).

Example 101

4-(Azetidin-1-yl)-*N*-(4-(4-chloro-1*H*-imidazol-1-yl)-3-methoxyphenyl)-7-(4-(trifluoromethoxy)phenyl)-6,7-dihydro-5*H*-cyclopenta[*d*]pyrimidin-2-amine

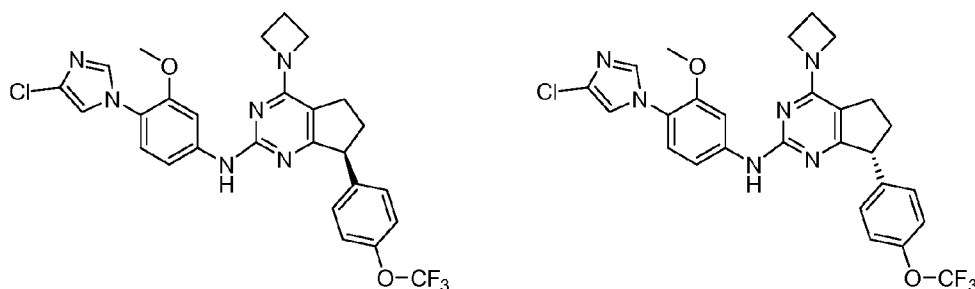


4-(Azetidin-1-yl)-2-chloro-7-(4-(trifluoromethoxy)phenyl)-6,7-dihydro-5*H*-cyclopenta[*d*]pyrimidine (238 mg, 0.644 mmol) was added to a solution of 4-(4-chloro-1*H*-imidazol-1-yl)-3-methoxyaniline (216 mg, 0.965 mmol) in acetic acid (2 mL) and THF (2 mL). The reaction mixture was heated at 85°C overnight. The crude reaction mixture was purified by preparative HPLC. The appropriate fractions were evaporated to afford 4-(azetidin-1-yl)-*N*-(4-(4-chloro-1*H*-imidazol-1-yl)-3-methoxyphenyl)-7-(4-(trifluoromethoxy)phenyl)-6,7-dihydro-5*H*-cyclopenta[*d*]pyrimidin-2-amine, TFA salt (99.3 mg, 0.148 mmol, 22.99 % yield). LC-MS ($M+H$)⁺ = 557.2. ¹H NMR (500 MHz, CDCl₃) δ ppm 11.78 (1H, s), 7.51 - 7.65 (2H, m), 7.33 - 7.40 (1H, m), 7.26 (2H, d, *J*=3.1 Hz), 7.17 (3H, s), 7.04 (1H, s), 4.58 - 4.71 (2H, m), 4.27 - 4.46 (3H, m), 3.82 (3H, s), 2.91 - 3.17 (2H, m), 2.61 - 2.74 (1H, m), 2.50 - 2.60 (2H, m), 2.14 - 2.30 (1H, m).

Example 101A & 101B

(*S*)-4-(Azetidin-1-yl)-*N*-(4-(4-chloro-1*H*-imidazol-1-yl)-3-methoxyphenyl)-7-(4-(trifluoromethoxy)phenyl)-6,7-dihydro-5*H*-cyclopenta[*d*]pyrimidin-2-amine
and

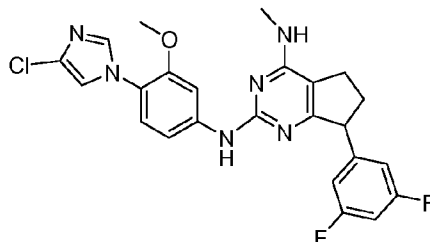
5 (*R*)-4-(Azetidin-1-yl)-*N*-(4-(4-chloro-1*H*-imidazol-1-yl)-3-methoxyphenyl)-7-(4-(trifluoromethoxy)phenyl)-6,7-dihydro-5*H*-cyclopenta[*d*]pyrimidin-2-amine



A racemic mixture of 4-(azetidin-1-yl)-*N*-(4-(4-chloro-1*H*-imidazol-1-yl)-3-methoxyphenyl)-7-(4-(trifluoromethoxy)phenyl)-6,7-dihydro-5*H*-
10 cyclopenta[*d*]pyrimidin-2-amine (92 mg, 0.165 mmol from *Example 101*) was purified using chiral SFC to afford 37.6 mg of peak A (*Example 101A*) and 39.1 mg of peak B (*Example 101B*). SFC Method: Chiralpak OJ-H (4.6 x 250 mm, 5 μ M), 30 % methanol (0.1% diethylamine) in CO₂, 35°C, flow rate 2.0 mL/min for 18 min, absorbance 268 nm, injection 5 μ L of 2 mg/mL solution in methanol (multiple stacked injections), *t_R* (peak A)
15 = 4.7 min, *t_R* (peak B) 13.6 min. The absolute stereochemistry of individual enantiomers (*Examples 101A and 101B*) was not determined. LC-MS and ¹H NMR analytical data for the separated enantiomers was identical to the racemate (*Example 101*).

Example 102

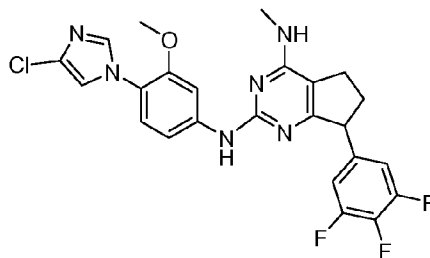
20 *N*²-(4-(4-Chloro-1*H*-imidazol-1-yl)-3-methoxyphenyl)-7-(3,5-difluorophenyl)-*N*⁴-methyl-6,7-dihydro-5*H*-cyclopenta[*d*]pyrimidine-2,4-diamine



2-Chloro-7-(3,5-difluorophenyl)-*N*-methyl-6,7-dihydro-5*H*-cyclopenta[*d*]pyrimidin-4-amine (60 mg, 0.203 mmol) was added to a solution of 4-(4-chloro-1*H*-imidazol-1-yl)-3-methoxyaniline (68.1 mg, 0.304 mmol) in acetic acid (2 mL) and THF (2.000 mL). The reaction mixture was heated at 80°C overnight. The crude reaction mixture was purified by preparative HPLC. The appropriate fractions were evaporated to afford *N*²-(4-(4-chloro-1*H*-imidazol-1-yl)-3-methoxyphenyl)-7-(3,5-difluorophenyl)-*N*⁴-methyl-6,7-dihydro-5*H*-cyclopenta[*d*]pyrimidine-2,4-diamine, TFA salt (33.6 mg, 0.056 mmol, 27.5 % yield). LC-MS (M+H)⁺ = 483.0. ¹H NMR (500 MHz, *MeOD*) δ ppm 7.79 (1H, s), 7.70 (1H, s), 7.29 - 7.45 (2H, m), 7.22 (1H, d, *J*=8.5 Hz), 6.86 - 7.03 (3H, m), 4.27 - 4.60 (1H, m), 3.89 (3H, s), 3.24 - 3.48 (5H, m), 3.17 (1H, s), 2.88 - 3.01 (1H, m), 2.67 - 2.87 (1H, m), 2.03 - 2.32 (1H, m). The racemic mixture was separated by chiral chromatography to afford the enantiomers Example 102A and 102B as free amines, which had identical spectral data.

Example 103

*N*²-(4-(4-chloro-1*H*-imidazol-1-yl)-3-methoxyphenyl)-*N*⁴-methyl-7-(3,4,5-trifluorophenyl)-6,7-dihydro-5*H*-cyclopenta[*d*]pyrimidine-2,4-diamine



2-Chloro-*N*-methyl-7-(3,4,5-trifluorophenyl)-6,7-dihydro-5*H*-cyclopenta[*d*]pyrimidin-4-amine (100 mg, 0.319 mmol) was added to a solution of 4-(4-chloro-1*H*-imidazol-1-yl)-3-methoxyaniline (107 mg, 0.478 mmol) in acetic acid (2 mL) and THF (2.000 mL). The reaction mixture was heated at 80°C overnight. The crude reaction mixture was purified by preparative HPLC. The appropriate fractions were evaporated to afford *N*²-(4-(4-chloro-1*H*-imidazol-1-yl)-3-methoxyphenyl)-*N*⁴-methyl-7-(3,4,5-trifluorophenyl)-6,7-dihydro-5*H*-cyclopenta[*d*]pyrimidine-2,4-diamine, TFA salt (36.3 mg, 0.057 mmol, 17.78 % yield). LC-MS (M+H)⁺ = 501.0. ¹H NMR (500 MHz, CDCl₃) δ ppm 11.88 - 11.96 (1H, m), 7.95 - 8.01 (1H, m), 7.44 - 7.62 (2H, m), 7.09 - 7.19

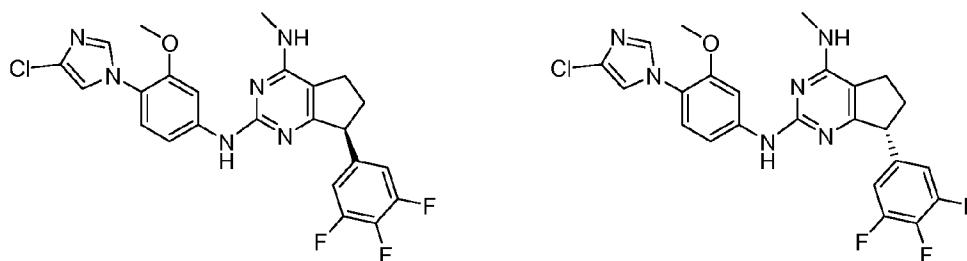
(1H, m), 6.86 - 6.95 (2H, m), 5.55 - 5.66 (1H, m), 5.26 - 5.39 (1H, m), 4.36 - 4.54 (1H, m), 3.90 (3H, s), 3.22 - 3.33 (3H, m), 2.72 - 2.87 (3H, m), 2.18 - 2.38 (1H, m).

Example 103A & 103B

5 *(S)*-*N*²-(4-(4-chloro-1*H*-imidazol-1-yl)-3-methoxyphenyl)-*N*⁴-methyl-7-(3,4,5-trifluorophenyl)-6,7-dihydro-5*H*-cyclopenta[*d*]pyrimidine-2,4-diamine

and

(R)-*N*²-(4-(4-chloro-1*H*-imidazol-1-yl)-3-methoxyphenyl)-*N*⁴-methyl-7-(3,4,5-trifluorophenyl)-6,7-dihydro-5*H*-cyclopenta[*d*]pyrimidine-2,4-diamine



10

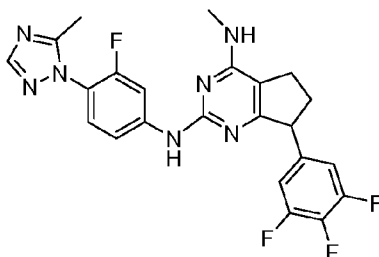
A racemic mixture of *N*²-(4-(4-chloro-1*H*-imidazol-1-yl)-3-methoxyphenyl)-*N*⁴-methyl-7-(3,4,5-trifluorophenyl)-6,7-dihydro-5*H*-cyclopenta[*d*]pyrimidine-2,4-diamine (59.8 mg, 0.119 mmol from *Example 103*) was purified using chiral SFC to afford 19.5 mg of peak A (*Example 103A*) and 34.8 mg of peak B (*Example 103B*). SFC Method:

15 Chiralpak OJ-H (4.6 x 250 mm, 5 μM), 20 % methanol (0.1% diethylamine) in CO₂, 35°C, flow rate 2.0 mL/min for 16 min, absorbance 268 nm, injection 5 μL of 2 mg/mL solution in methanol (multiple stacked injections), *t*_R (peak A) = 9.7 min, *t*_R (peak B) 11.9 min. The absolute stereochemistry of individual enantiomers (*Examples 103A and 103B*) was not determined. LC-MS and ¹H NMR analytical data for the separated enantiomers

20 was identical to the racemate (*Example 103*).

Example 104

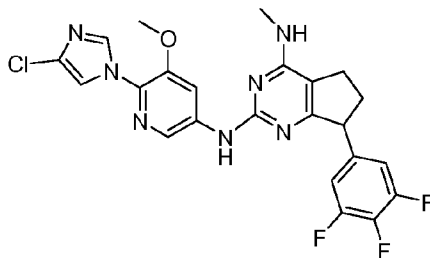
*N*²-(3-fluoro-4-(5-methyl-1*H*-1,2,4-triazol-1-yl)phenyl)-*N*⁴-methyl-7-(3,4,5-trifluorophenyl)-6,7-dihydro-5*H*-cyclopenta[*d*]pyrimidine-2,4-diamine



2-Chloro-*N*-methyl-7-(3,4,5-trifluorophenyl)-6,7-dihydro-5*H*-cyclopenta[*d*]pyrimidin-4-amine (65.3 mg, 0.208 mmol) was added to a solution of 3-fluoro-4-(5-methyl-1*H*-1,2,4-triazol-1-yl)aniline (40 mg, 0.208 mmol) in acetic acid (2 mL) and THF (2.000 mL). The reaction mixture was heated at 80°C overnight. Partial formation of the desired product was observed. The reaction mixture was heated at 130°C for 6 h. The crude reaction mixture was purified by preparative HPLC. The appropriate fractions were evaporated to afford *N*²-(3-fluoro-4-(3-methyl-1*H*-1,2,4-triazol-1-yl)phenyl)-*N*⁴-methyl-7-(3,4,5-trifluorophenyl)-6,7-dihydro-5*H*-cyclopenta[*d*]pyrimidine-2,4-diamine, TFA salt (5.3 mg, 8.99 μmol, 4.32 % yield). LC-MS (M+H)⁺ = 470.0. ¹H NMR (500 MHz, CDCl₃) δ ppm 12.17 (1 H, s), 8.75 (1 H, d, *J*=1.8 Hz), 8.05 (1 H, dd, *J*=13.7, 2.1 Hz), 7.80 (1 H, t, *J*=8.7 Hz), 7.44 - 7.65 (1 H, m), 6.74 - 6.99 (2 H, m), 5.33 - 5.66 (1 H, m), 4.34 - 4.67 (1 H, m), 3.42 - 3.74 (2 H, m), 3.29 (3 H, d, *J*=4.9 Hz), 2.70 - 2.99 (2 H, m), 2.57 (2 H, s), 2.14 - 2.38 (1 H, m).

Example 105

*N*²-(6-(4-Chloro-1*H*-imidazol-1-yl)-5-methoxypyridin-3-yl)-*N*⁴-methyl-7-(3,4,5-trifluorophenyl)-6,7-dihydro-5*H*-cyclopenta[*d*]pyrimidine-2,4-diamine



2-Chloro-*N*-methyl-7-(3,4,5-trifluorophenyl)-6,7-dihydro-5*H*-cyclopenta[*d*]pyrimidin-4-amine (100 mg, 0.319 mmol) was added to a solution of 6-(4-chloro-1*H*-imidazol-1-yl)-5-methoxypyridin-3-amine (107 mg, 0.478 mmol) in acetic acid (2 mL) and THF (2.000 mL). The reaction mixture was heated at 80°C overnight.

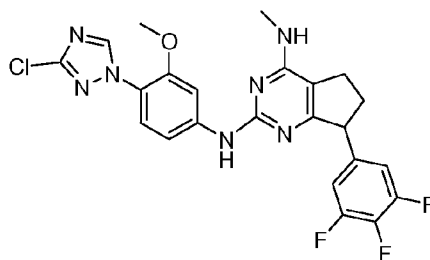
Partial formation of the desired product was observed. The reaction mixture was heated at 130°C for 6 h. The crude reaction mixture was purified by preparative HPLC. The appropriate fractions were evaporated to afford *N*²-(6-(4-chloro-1*H*-imidazol-1-yl)-5-methoxyphenyl)-*N*⁴-methyl-7-(3,4,5-trifluorophenyl)-6,7-dihydro-5*H*-

- 5 cyclopenta[*d*]pyrimidine-2,4-diamine, TFA salt (12.9 mg, 0.021 mmol, 6.50 % yield). LC-MS (M+H)⁺ = 502.2. ¹H NMR (500 MHz, CDCl₃) δ ppm 12.33 (1H, s), 8.75 (1H, s), 8.56 (1H, s), 7.61 - 7.89 (2H, m), 6.85 - 7.00 (2H, m), 5.62 - 5.79 (1H, m), 4.36 - 4.49 (1H, m), 4.02 (3H, s), 3.29 (3H, d, *J*=4.9 Hz), 2.88 - 2.98 (1H, m), 2.76 - 2.85 (2H, m), 2.21 - 2.38 (1H, m).

10

Example 106

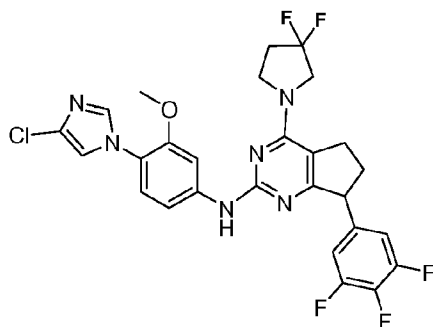
*N*²-(4-(3-chloro-1*H*-1,2,4-triazol-1-yl)-3-methoxyphenyl)-*N*⁴-methyl-7-(3,4,5-trifluorophenyl)-6,7-dihydro-5*H*-cyclopenta[*d*]pyrimidine-2,4-diamine



- 15 2-Chloro-*N*-methyl-7-(3,4,5-trifluorophenyl)-6,7-dihydro-5*H*-cyclopenta[*d*]pyrimidin-4-amine (80 mg, 0.255 mmol) was added to a solution of 4-(3-chloro-1*H*-1,2,4-triazol-1-yl)-3-methoxyaniline (86 mg, 0.383 mmol) in acetic acid (2 mL) and THF (2.000 mL). The reaction mixture was heated at 80°C overnight. Partial formation of the desired product was observed. The reaction mixture was heated at
- 20 120°C for 4 h. The crude reaction mixture was purified by preparative HPLC. The appropriate fractions were evaporated to afford *N*²-(4-(3-chloro-1*H*-1,2,4-triazol-1-yl)-3-methoxyphenyl)-*N*⁴-methyl-7-(3,4,5-trifluorophenyl)-6,7-dihydro-5*H*-cyclopenta[*d*]pyrimidine-2,4-diamine, TFA salt (15.5 mg, 0.025 mmol, 9.77 % yield). LC-MS (M+H)⁺ = 502.0. ¹H NMR (500 MHz, CDCl₃) δ ppm 11.88 - 12.12 (1H, m),
- 25 8.63 (1H, s), 7.68 - 7.81 (1H, m), 7.60 (1H, s), 7.47 (1H, s), 6.92 (1H, t, *J*=7.2 Hz), 3.94 - 3.99 (1H, m), 3.52 (8H, s), 3.22 - 3.29 (1H, m), 2.87 - 3.01 (1H, m), 2.74 - 2.85 (1H, m), 2.22 - 2.38 (1H, m).

Example 107

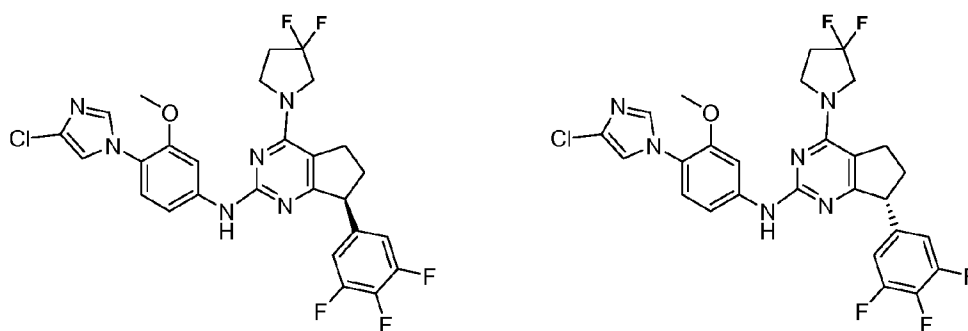
N-(4-(4-Chloro-1*H*-imidazol-1-yl)-3-methoxyphenyl)-4-(3,3-difluoropyrrolidin-1-yl)-7-(3,4,5-trifluorophenyl)-6,7-dihydro-5*H*-cyclopenta[*d*]pyrimidin-2-amine



- 5 2-Chloro-4-(3,3-difluoropyrrolidin-1-yl)-7-(3,4,5-trifluorophenyl)-6,7-dihydro-5*H*-cyclopenta[*d*]pyrimidine (105 mg, 0.269 mmol) was added to a solution of 4-(4-chloro-1*H*-imidazol-1-yl)-3-methoxyaniline (90 mg, 0.404 mmol) in acetic acid (1 mL) and THF (1.000 mL). The reaction mixture was heated at 80°C overnight. The crude reaction mixture was purified by preparative HPLC. The appropriate fractions were
- 10 evaporated to afford *N*-(4-(4-chloro-1*H*-imidazol-1-yl)-3-methoxyphenyl)-4-(3,3-difluoropyrrolidin-1-yl)-7-(3,4,5-trifluorophenyl)-6,7-dihydro-5*H*-cyclopenta[*d*]pyrimidin-2-amine, TFA salt (54.1 mg, 0.074 mmol, 27.3 % yield). LC-MS ($M+H$)⁺ = 577.1. ¹H NMR (500 MHz, CDCl₃) δ ppm 11.70 (1H, s), 8.08 - 8.24 (1H, m), 7.40 - 7.57 (1H, m), 7.18 (1H, s), 6.88 - 7.01 (2H, m), 4.37 - 4.45 (1H, m), 4.24 - 4.35
- 15 (2H, m), 4.03 - 4.22 (2H, m), 3.98 - 4.03 (1H, m), 3.89 (3H, s), 3.50 - 3.58 (1H, m), 3.15 - 3.42 (2H, m), 2.48 - 2.89 (3H, m), 2.18 - 2.34 (1H, m).

Example 107A & 107B

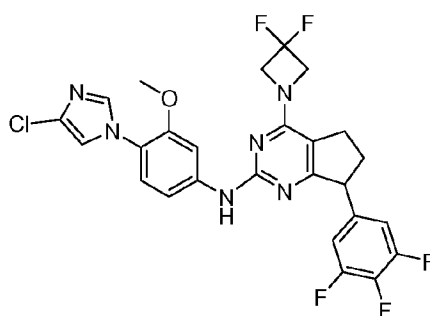
- 20 (*S*)-*N*-(4-(4-Chloro-1*H*-imidazol-1-yl)-3-methoxyphenyl)-4-(3,3-difluoropyrrolidin-1-yl)-7-(3,4,5-trifluorophenyl)-6,7-dihydro-5*H*-cyclopenta[*d*]pyrimidin-2-amine
- and
- (*R*)-*N*-(4-(4-Chloro-1*H*-imidazol-1-yl)-3-methoxyphenyl)-4-(3,3-difluoropyrrolidin-1-yl)-7-(3,4,5-trifluorophenyl)-6,7-dihydro-5*H*-cyclopenta[*d*]pyrimidin-2-amine



A racemic mixture of *N*-(4-(4-chloro-1*H*-imidazol-1-yl)-3-methoxyphenyl)-4-(3,3-difluoropyrrolidin-1-yl)-7-(3,4,5-trifluorophenyl)-6,7-dihydro-5*H*-cyclopenta[*d*]pyrimidin-2-amine (48 mg, 0.083 mmol from *Example 107*) was purified using chiral SFC to afford 19.8 mg of peak A (*Example 107A*) and 17.2 mg of peak B (*Example 107B*). SFC Method: Chiralpak OJ-H (4.6 x 250 mm, 5 μ M), 25 % methanol (0.1% diethylamine) in CO₂, 35°C, flow rate 2.0 mL/min for 30 min, absorbance 268 nm, injection 5 μ L of 2 mg/mL solution in methanol (multiple stacked injections), *t_R* (peak A) = 17.4 min, *t_R* (peak B) 21.2 min. The absolute stereochemistry of individual enantiomers (*Examples 107A and 107B*) was not determined. LC-MS and ¹H NMR analytical data for the separated enantiomers was identical to the racemate (*Example 107*).

Example 108

N-(4-(4-Chloro-1*H*-imidazol-1-yl)-3-methoxyphenyl)-4-(3,3-difluoroazetidin-1-yl)-7-(3,4,5-trifluorophenyl)-6,7-dihydro-5*H*-cyclopenta[*d*]pyrimidin-2-amine

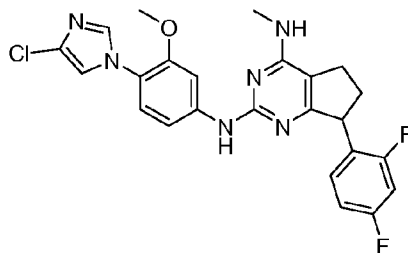


2-Chloro-4-(3,3-difluoroazetidin-1-yl)-7-(3,4,5-trifluorophenyl)-6,7-dihydro-5*H*-cyclopenta[*d*]pyrimidine (105 mg, 0.279 mmol) was added to a solution of 4-(4-chloro-1*H*-imidazol-1-yl)-3-methoxyaniline (94 mg, 0.419 mmol) in acetic acid (1 mL) and THF (1.000 mL). The reaction mixture was heated at 80°C overnight. The crude reaction

mixture was purified by preparative HPLC. The appropriate fractions were evaporated to afford *N*-(4-(4-chloro-1*H*-imidazol-1-yl)-3-methoxyphenyl)-4-(3,3-difluoroazetidin-1-yl)-7-(3,4,5-trifluorophenyl)-6,7-dihydro-5*H*-cyclopenta[*d*]pyrimidin-2-amine, TFA salt (31.4 mg, 0.044 mmol, 15.60 % yield). LC-MS (M+H)⁺ = 563.1. ¹H NMR (500 MHz, CDCl₃) δ ppm 11.87 (1H, s), 8.09 (1H, s), 7.45 (1H, dd, *J*=8.5, 1.5 Hz), 7.36 (1H, s), 7.29 (2H, s), 7.25 (1H, d, *J*=8.5 Hz), 7.16 (1H, s), 6.91 (2H, t, *J*=6.9 Hz), 4.40 (1H, dd, *J*=9.2, 4.9 Hz), 4.00 (1H, s), 3.89 (3H, s), 3.53 (1 H, s), 3.08 - 3.19 (1H, m), 2.97 - 3.06 (1H, m), 2.72 - 2.84 (1H, m), 2.26 (1H, td, *J*=9.2, 4.3 Hz).

10 Example 109

*N*²-(4-(4-Chloro-1*H*-imidazol-1-yl)-3-methoxyphenyl)-7-(2,4-difluorophenyl)-*N*⁴-methyl-6,7-dihydro-5*H*-cyclopenta[*d*]pyrimidine-2,4-diamine



A solution of 2-chloro-7-(2,4-difluorophenyl)-*N*-methyl-6,7-dihydro-5*H*-cyclopenta[*d*]pyrimidin-4-amine (184.6 mg, 0.624 mmol) and 4-(4-chloro-1*H*-imidazol-1-yl)-3-methoxyaniline (140 mg, 0.624 mmol) in THF (1095 μL) and acetic acid (1095 μL) was heated 80 °C in a capped vial overnight. The solvent was evaporated in vacuum and the residue was partitioned between aqueous sodium bicarbonate solution and dichloromethane. The organic layer was separated and the aqueous layer was extracted with dichloromethane. the combined organic extracts were dried over anhydrous magnesium sulfate and filtered. The solvent was removed in vacuum and the residue was purified by column chromatography on silica gel to give *N*²-(4-(4-chloro-1*H*-imidazol-1-yl)-3-methoxyphenyl)-7-(2,4-difluorophenyl)-*N*⁴-methyl-6,7-dihydro-5*H*-cyclopenta[*d*]pyrimidine-2,4-diamine (179.6 mg, 0.372 mmol, 59.6 % yield) as brown solid. LC-MS (M+H)⁺ = 483.1. ¹H NMR (500 MHz, CDCl₃) δ ppm 7.97 (1H, d, *J*=2.1 Hz), 7.49 (1H, d, *J*=1.5 Hz), 7.01 - 7.10 (2H, m), 7.00 (1H, d, *J*=1.5 Hz), 6.73 - 6.84 (3H, m), 4.44 (1H, s), 3.61 (3H, s), 3.11 (3H, d, *J*=4.9 Hz), 2.59 - 2.77 (2H, m), 1.95 - 2.05 (2H, m).

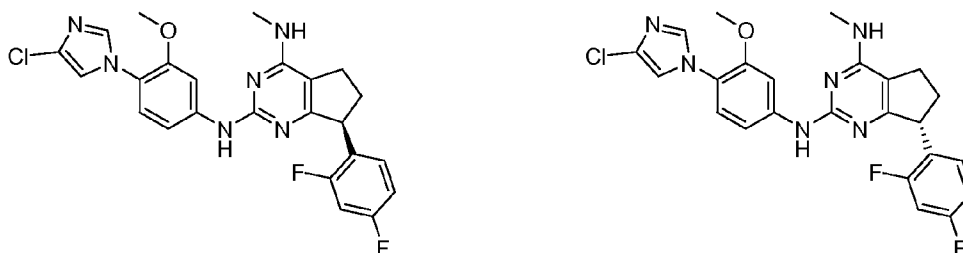
Examples 109A and 109B

(S)- N²-(4-(4-Chloro-1H-imidazol-1-yl)-3-methoxyphenyl)-7-(2,4-difluorophenyl)-N⁴-methyl-6,7-dihydro-5H-cyclopenta[d]pyrimidine-2,4-diamine

5

and

(R)- N²-(4-(4-Chloro-1H-imidazol-1-yl)-3-methoxyphenyl)-7-(2,4-difluorophenyl)-N⁴-methyl-6,7-dihydro-5H-cyclopenta[d]pyrimidine-2,4-diamine

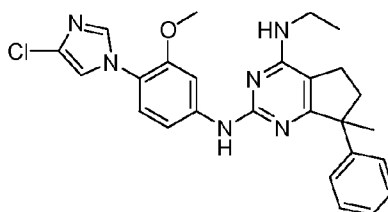


A racemic mixture of N²-(4-(4-chloro-1H-imidazol-1-yl)-3-methoxyphenyl)-N⁴-trideuteromethyl-7-phenyl-6,7-dihydro-5H-cyclopenta[d]pyrimidine-2,4-diamine (180 mg, 0.206 mmol from Example 109) was purified using chiral supercritical fluid chromatography (SFC) to afford 28.4 mg of peak A (Example 109A) and 27.4 mg of peak B (Example 109B). SFC Method: Chiralpak OJ-H (21 x 250 mm, 5 μ M), 35 % methanol (0.1% diethylamine) in CO₂, 35 °C, flow rate 45 mL/min for 10 min, absorbance 268 nm, injection 0.75mL of 20 mg/mL solution in methanol (multiple stacked injections), t_R (peak A) = 3.6 min, t_R (peak B) 7.2 min. The absolute stereochemistry of individual enantiomers (Examples 109A and 109B) was not determined. LC-MS and ¹H NMR analytical data for the separated enantiomers was identical to the racemate (Example 109).

20

Example 110

N²-(4-(4-chloro-1H-imidazol-1-yl)-3-methoxyphenyl)-N⁴-ethyl-7-methyl-7-phenyl-6,7-dihydro-5H-cyclopenta[d]pyrimidine-2,4-diamine



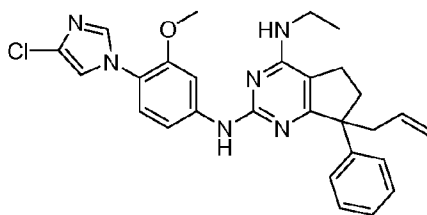
The method of Example 74 was used to combine Preparation Va and 4-(4-chloro-1H-imidazol-1-yl)-3-methoxyaniline (Preparation A) to afford N2-(4-(4-chloro-1H-imidazol-1-yl)-3-methoxyphenyl)-N4-ethyl-7-methyl-7-phenyl-6,7-dihydro-5H-cyclopenta[d]pyrimidine-2,4-diamine (Example 110). LC-MS (M+H)⁺ = 475.2. ¹H NMR (500 MHz, METHANOL-*d*₄) δ ppm 8.03 (1 H, d, *J*=2.14 Hz), 7.65 (1 H, s), 7.22 - 7.30 (4 H, m), 7.20 (1 H, s), 7.10 - 7.16 (2 H, m), 7.02 (1 H, dd, *J*=8.55, 2.14 Hz), 3.66 (3 H, s), 3.56 (2 H, q, *J*=7.32 Hz), 2.56 - 2.69 (2 H, m), 2.30 - 2.38 (1 H, m), 2.14 - 2.22 (1 H, m), 1.25 (3 H, d, *J*=7.20 Hz).

The racemic mixture was separated by chiral chromatography to afford the enantiomers

Example 110A and 110B, which had identical spectral data.

Example 111

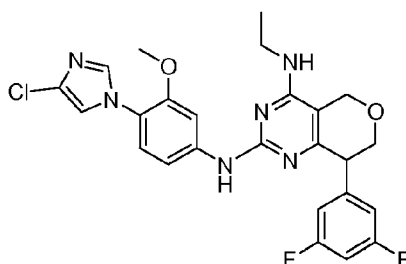
N2-(4-(4-chloro-1H-imidazol-1-yl)-3-methoxyphenyl)-N4-ethyl-7-allyl-7-phenyl-6,7-dihydro-5H-cyclopenta[d]pyrimidine-2,4-diamine



The method of Example 74 was used to combine Preparation Wa and 4-(4-chloro-1H-imidazol-1-yl)-3-methoxyaniline (Preparation A) to afford N2-(4-(4-chloro-1H-imidazol-1-yl)-3-methoxyphenyl)-N4-ethyl-7-allyl-7-phenyl-6,7-dihydro-5H-cyclopenta[d]pyrimidine-2,4-diamine (Example 111). LC-MS (M+H)⁺ = 501.2. ¹H NMR (500 MHz, CDCl₃) δ ppm 11.66 (1 H, br. s.), 7.45 - 7.54 (2 H, m), 7.32 - 7.39 (5 H, m), 7.25 - 7.30 (3 H, m), 5.57 - 5.68 (1 H, m, *J*=16.94, 9.92, 7.17, 7.17 Hz), 5.42 (1 H, br. s.), 5.22 (1 H, d, *J*=16.17 Hz), 5.12 (1 H, d, *J*=10.07 Hz), 3.85 (3 H, s), 3.63 - 3.70 (2 H, m), 3.05 - 3.12 (2 H, m), 2.64 - 2.80 (2 H, m), 2.51 - 2.63 (2 H, m), 1.35 (3 H, t, *J*=7.17 Hz).

Example 112

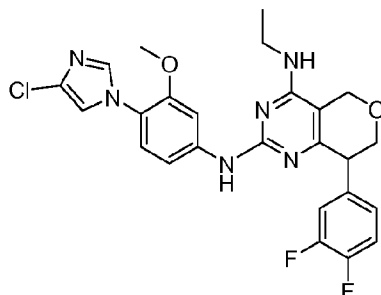
N2-(4-(4-chloro-1H-imidazol-1-yl)-3-methoxyphenyl)-8-(3,5-difluorophenyl)-N4-ethyl-7,8-dihydro-5H-pyrano[4,3-d]pyrimidine-2,4-diamine, TFA



- The mixture of 2-chloro-8-(3,5-difluorophenyl)-N-ethyl-7,8-dihydro-5H-pyrano[4,3-d]pyrimidin-4-amine (Preparation Xa) (87 mg, 0.267 mmol), 4-(4-chloro-1H-imidazol-1-yl)-3-methoxyaniline (Preparation A) (71.7 mg, 0.321 mmol),
- 5 tris(dibenzylideneacetone)dipalladium(0) (12.23 mg, 0.013 mmol), (9,9-dimethyl-9H-xanthene-4,5-diyl)bis(diphenylphosphine) (15.45 mg, 0.027 mmol) and sodium carbonate (42.5 mg, 0.401 mmol) in Dioxane (1272 μ L) / Water (254 μ L) was heated at 110 $^{\circ}$ C overnight. The reaction mixture was diluted with water and extracted with EtOAc. The combined organic layers were washed with brine and concentrated in vacuum. The crude
- 10 product was purified by Prep-HPLC (Solvent A = 10% Acetonitrile - 90% H₂O - 0.1% TFA, Solvent B = 90% Acetonitrile - 10% H₂O - 0.1% TFA. Column: PHENOMENEX LUNA 21 x 100mm, 10 μ C18, Flow rate: 25 ml / min, 30- 100% B, 20 min) to obtain N2-(4-(4-chloro-1H-imidazol-1-yl)-3-methoxyphenyl)-8-(3,5-difluorophenyl)-N4-ethyl-7,8-dihydro-5H-pyrano[4,3-d]pyrimidine-2,4-diamine, TFA (Example 112) (123mg,
- 15 0.177 mmol, 66.1 % yield). LC-MS (M+H)⁺ = 513.2. ¹H NMR (500 MHz, CDCl₃) δ ppm 11.71 (s, 1 H) 8.04 (s, 1 H) 7.49 (d, J=2.14 Hz, 1 H) 7.43 (dd, J=8.55, 2.14 Hz, 1 H) 7.23 (d, J=8.55 Hz, 1 H) 7.17 (d, J=1.53 Hz, 1 H) 7.00 (d, J=5.80 Hz, 2 H) 6.70 - 6.84 (m, 1 H) 6.09 (t, J=5.19 Hz, 1 H) 4.73 (d, J=14.34 Hz, 1 H) 4.54 (d, J=14.34 Hz, 1 H) 3.95 - 4.15 (m, 3 H) 3.88 (s, 3 H) 3.61 - 3.78 (m, 2 H) 1.37 (t, J=7.17 Hz, 3 H).
- 20 The racemic mixture was separated by chiral chromatography to afford the enantiomers Example 112A and 112B as free amines. LC-MS (M+H)⁺ = 513.2. ¹H NMR (500 MHz, MeOD) δ ppm 7.84 (d, J=2.14 Hz, 1 H) 7.67 (d, J=1.53 Hz, 1 H) 7.21 (d, J=1.53 Hz, 1 H) 7.13 (d, J=8.55 Hz, 1 H) 6.98 - 7.08 (m, 1 H) 6.89 (d, J=2.14 Hz, 1 H) 6.74 - 6.85 (m, 1 H) 4.65 (d, J=14.34 Hz, 1 H) 4.46 - 4.59 (m, 1 H) 4.11 (dd, J=11.44,
- 25 4.43 Hz, 1 H) 3.96 (dd, J=11.44, 4.12 Hz, 1 H) 3.88 (d, J=3.97 Hz, 1 H) 3.66 (s, 3 H) 3.58 (q, J=7.32 Hz, 2 H) 1.27 (t, J=7.17 Hz, 3 H).

Example 113

N2-(4-(4-chloro-1H-imidazol-1-yl)-3-methoxyphenyl)-8-(3,4-difluorophenyl)-N4-ethyl-7,8-dihydro-5H-pyrano[4,3-d]pyrimidine-2,4-diamine, TFA

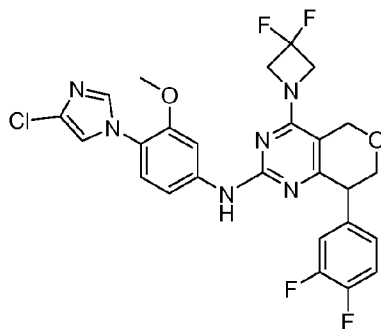


2-chloro-8-(3,4-difluorophenyl)-N-ethyl-7,8-dihydro-5H-pyrano[4,3-d]pyrimidin-4-amine (Preparation Ya) was reacted as described in Example 112 with 4-(4-chloro-1H-imidazol-1-yl)-3-methoxyaniline (Preparation A) to give N2-(4-(4-chloro-1H-imidazol-1-yl)-3-methoxyphenyl)-8-(3,4-difluorophenyl)-N4-ethyl-7,8-dihydro-5H-pyrano[4,3-d]pyrimidine-2,4-diamine, TFA (Example 113). LC-MS (M+H)⁺ = 513.5. ¹H NMR (500 MHz, MeOD) δ ppm 7.84 (d, J=1.22 Hz, 1 H) 7.58 (d, J=2.14 Hz, 1 H) 7.32 - 7.49 (m, 3 H) 7.12 - 7.32 (m, 3 H) 4.71 (d, J=14.95 Hz, 1 H) 4.55 (d, J=14.65 Hz, 1 H) 4.14 (dd, J=11.60, 4.27 Hz, 1 H) 4.06 (br. s., 1 H) 3.92 - 4.02 (m, 1 H) 3.89 (s, 3 H) 3.68 - 3.70 (m, 2 H) 1.32 (t, J=7.17 Hz, 3 H).

The racemic mixture was separated by chiral chromatography to afford the enantiomers Example 113A and 113B as free amines. LC-MS (M+H)⁺ = 513.3. ¹H NMR (500 MHz, MeOD) δ ppm 7.83 (d, J=2.14 Hz, 1 H) 7.67 (s, 1 H) 7.09 - 7.25 (m, 4 H) 6.96 - 7.09 (m, 2 H) 4.59 - 4.69 (m, 1 H) 4.47 - 4.57 (m, 1 H) 4.10 (dd, J=11.29, 4.27 Hz, 1 H) 3.92 (dd, J=11.60, 4.27 Hz, 1 H) 3.86 (d, J=3.36 Hz, 1 H) 3.62 - 3.68 (m, 3 H) 3.57 (q, J=7.32 Hz, 2 H) 1.22 - 1.34 (m, 3 H).

Example 114

N-(4-(4-chloro-1H-imidazol-1-yl)-3-methoxyphenyl)-4-(3,3-difluoroazetidin-1-yl)-8-(3,4-difluorophenyl)-7,8-dihydro-5H-pyrano[4,3-d]pyrimidin-2-amine, TFA

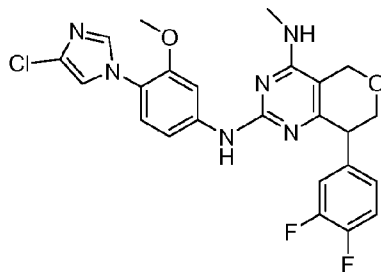


2-chloro-4-(3,3-difluoroazetidin-1-yl)-8-(3,4-difluorophenyl)-7,8-dihydro-5H-pyrano[4,3-d]pyrimidine (Preparation Yb) was reacted as described in Example 112 with 4-(4-chloro-1H-imidazol-1-yl)-3-methoxyaniline (Preparation A) to give N-(4-(4-chloro-1H-imidazol-1-yl)-3-methoxyphenyl)-4-(3,3-difluoroazetidin-1-yl)-8-(3,4-difluorophenyl)-7,8-dihydro-5H-pyrano[4,3-d]pyrimidin-2-amine, TFA (Example 114). LC-MS (M+H)⁺ = 561.5. ¹H NMR (500 MHz, CDCl₃) δ ppm 12.12 (br. s., 1 H) 7.80 (s, 1 H) 7.38 (dd, J=8.55, 1.83 Hz, 1 H) 7.20 - 7.31 (m, 4 H) 7.09 - 7.18 (m, 2 H) 4.69 - 4.89 (m, 6 H) 4.06 (m, 3 H) 3.87 (s, 3 H).

The racemic mixture was separated by chiral chromatography to afford the enantiomers Example 114A and 114B as free amines. LC-MS (M+H)⁺ = 561.3. ¹H NMR (500 MHz, MeOD) δ ppm 7.74 (s, 1 H) 7.66 (s, 1 H) 7.10 - 7.24 (m, 4 H) 7.08 (d, J=1.53 Hz, 1 H) 7.02 (d, J=8.55 Hz, 1 H) 4.76 - 4.84 (m, 1 H) 4.68 (d, J=14.04 Hz, 1 H) 4.59 (t, J=12.21 Hz, 4 H) 4.14 (dd, J=11.29, 3.66 Hz, 1 H) 3.98 (br. s., 1 H) 3.86 - 3.94 (m, 1 H) 3.59 (s, 3 H).

Example 115

*N*2-(4-(4-chloro-1H-imidazol-1-yl)-3-methoxyphenyl)-8-(3,4-difluorophenyl)-N4-methyl-7,8-dihydro-5H-pyrano[4,3-d]pyrimidine-2,4-diamine, TFA

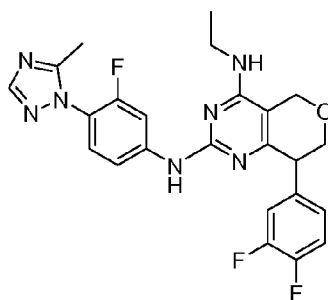


2-chloro-8-(3,4-difluorophenyl)-N-methyl-7,8-dihydro-5H-pyrano[4,3-d]pyrimidin-4-amine (Preparation Yc) was reacted as described in Example 112 with 4-(4-chloro-1H-imidazol-1-yl)-3-methoxyaniline (Preparation A) to give N2-(4-(4-chloro-1H-imidazol-1-yl)-3-methoxyphenyl)-8-(3,4-difluorophenyl)-N4-methyl-7,8-dihydro-5H-pyrano[4,3-d]pyrimidine-2,4-diamine, TFA (Example 115). LC-MS (M+H)⁺ = 499.5. ¹H NMR (500 MHz, MeOD) δ ppm 7.86 (d, J=1.53 Hz, 1 H) 7.66 (d, J=2.14 Hz, 1 H) 7.26 - 7.41 (m, 4 H) 7.17 - 7.25 (m, 2 H) 4.70 (d, J=14.65 Hz, 1 H) 4.54 (dd, J=14.95, 1.53 Hz, 1 H) 4.15 (dd, J=11.60, 4.27 Hz, 1 H) 4.07 (br. s., 1 H) 3.96 (dd, J=11.60, 3.36 Hz, 1 H) 3.89 (s, 3 H) 3.16 (s, 3 H).

The racemic mixture was separated by chiral chromatography to afford the enantiomers Example 115A and 115B as free amines. LC-MS (M+H)⁺ = 499.3. ¹H NMR (500 MHz, MeOD) δ ppm 7.90 (d, J=2.14 Hz, 1 H) 7.67 (d, J=1.53 Hz, 1 H) 7.12 - 7.25 (m, 4 H) 7.07 (d, J=2.14 Hz, 1 H) 6.98 - 7.05 (m, 1 H) 4.63 (d, J=14.34 Hz, 1 H) 4.45 - 4.57 (m, 1 H) 4.11 (dd, J=11.44, 4.43 Hz, 1 H) 3.93 (dd, J=11.44, 4.43 Hz, 1 H) 3.87 (d, J=3.97 Hz, 1 H) 3.61 - 3.70 (m, 3 H) 3.00 - 3.08 (m, 3 H).

Example 116

8-(3,4-difluorophenyl)-N4-ethyl-N2-(3-fluoro-4-(5-methyl-1H-1,2,4-triazol-1-yl)phenyl)-7,8-dihydro-5H-pyrano[4,3-d]pyrimidine-2,4-diamine, TFA



2-chloro-8-(3,4-difluorophenyl)-N-ethyl-7,8-dihydro-5H-pyrano[4,3-d]pyrimidin-4-amine (Preparation Ya) was reacted as described in Example 112 with 3-fluoro-4-(5-methyl-1H-1,2,4-triazol-1-yl)aniline (Preparation C) to give 8-(3,4-difluorophenyl)-N4-ethyl-N2-(3-fluoro-4-(5-methyl-1H-1,2,4-triazol-1-yl)phenyl)-7,8-dihydro-5H-pyrano[4,3-d]pyrimidine-2,4-diamine, TFA (Example 116).

LC-MS (M+H)⁺ = 482.3 ¹H NMR (500 MHz, MeOD) δ ppm 8.13 (s, 1 H) 7.95 (dd, J=12.36, 1.98 Hz, 1 H) 7.47 - 7.62 (m, 2 H) 7.30 - 7.42 (m, 1 H) 7.23 - 7.30 (m, 1 H) 7.21

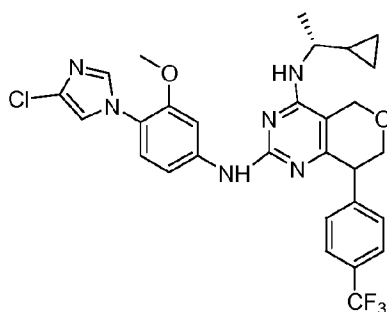
(br. s., 1 H) 4.72 (d, J=14.95 Hz, 1 H) 4.55 (d, J=14.95 Hz, 1 H) 4.14 (dd, J=11.44, 4.12 Hz, 1 H) 4.07 (br. s., 1 H) 3.91 - 4.01 (m, 1 H) 3.58 - 3.75 (m, 2 H) 2.44 (s, 3 H) 1.26 - 1.43 (m, 3 H).

The racemic mixture was separated by chiral chromatography to afford the enantiomers Example 116A and 116B as free amines. LC-MS (M+H)⁺ = 482.3. ¹H NMR (500 MHz, MeOD) δ ppm 8.05 (d, J=2.14 Hz, 1 H) 8.03 (s, 1 H) 7.27 - 7.34 (m, 2 H) 7.17 - 7.25 (m, 2 H) 7.12 (d, J=1.83 Hz, 1 H) 4.61 - 4.68 (m, 1 H) 4.56 (t, J=14.19 Hz, 1 H) 4.15 (dd, J=11.29, 4.58 Hz, 1 H) 4.00 (dd, J=11.44, 4.73 Hz, 1 H) 3.90 (d, J=4.27 Hz, 1 H) 3.58 - 3.66 (m, 2 H) 2.38 (s, 3 H) 1.19 (t, J=7.02 Hz, 3 H).

10

Example 117

*N*2-(4-(4-chloro-1H-imidazol-1-yl)-3-methoxyphenyl)-*N*4-((*R*)-1-cyclopropylethyl)-8-(4-(trifluoromethyl)phenyl)-7,8-dihydro-5H-pyrano[4,3-*d*]pyrimidine-2,4-diamine, TFA



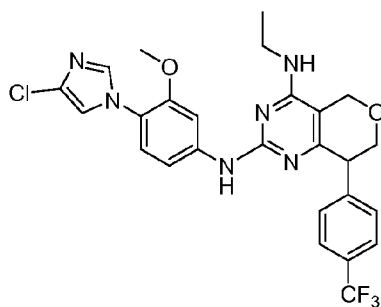
2-chloro-*N*-(*R*)-1-cyclopropylethyl)-8-(4-(trifluoromethyl)phenyl)-7,8-dihydro-5H-pyrano[4,3-*d*]pyrimidin-4-amine (Preparation Zc) was reacted as described in Example 112 with 4-(4-chloro-1H-imidazol-1-yl)-3-methoxyaniline (Preparation A) to give *N*2-(4-(4-chloro-1H-imidazol-1-yl)-3-methoxyphenyl)-*N*4-((*R*)-1-cyclopropylethyl)-8-(4-(trifluoromethyl)phenyl)-7,8-dihydro-5H-pyrano[4,3-*d*]pyrimidine-2,4-diamine, TFA (Example 117). LC-MS (M+H)⁺ = 585.4. ¹H NMR (500 MHz, CDCl₃) δ ppm 11.95 (s, 1 H) 7.68 (d, J=1.53 Hz, 1 H) 7.52 - 7.65 (m, 4 H) 7.31 - 7.43 (m, 2 H) 7.16 - 7.22 (m, 1 H) 7.10 (d, J=1.53 Hz, 1 H) 5.62 (t, J=7.02 Hz, 1 H) 4.75 (dd, J=14.34, 4.88 Hz, 1 H) 4.58 (dd, J=13.89, 8.39 Hz, 1 H) 4.11 (d, J=2.14 Hz, 3 H) 3.73 - 3.91 (m, 4 H) 1.40 (dd, J=10.38, 6.71 Hz, 3 H) 1.06 (ddd, J=7.78, 3.05, 2.90 Hz, 1 H) 0.69 (dt, J=8.62, 4.39 Hz, 1 H) 0.51 - 0.64 (m, 1 H) 0.38 (ddd, J=14.50, 9.77, 4.73 Hz, 1 H) 0.32 (dd, J=9.61, 4.73 Hz, 1 H).

25

The racemic mixture was separated by chiral chromatography to afford the enantiomers Example 117A and 117B as free amines. LC-MS (M+H)⁺ = 585.1. ¹H NMR (500 MHz, MeOD) δ ppm 7.73 (d, J=2.14 Hz, 1 H) 7.56 - 7.68 (m, 3 H) 7.44 (d, J=8.24 Hz, 2 H) 7.19 (d, J=1.53 Hz, 1 H) 7.09 (d, J=8.55 Hz, 1 H) 6.94 (dd, J=8.55, 2.14 Hz, 1 H) 4.65 - 4.72 (m, 1 H) 4.52 - 4.62 (m, 1 H) 4.16 (dd, J=11.44, 4.73 Hz, 1 H) 3.92 (dd, J=11.29, 4.88 Hz, 1 H) 3.89 (dd, J=8.24, 6.71 Hz, 1 H) 3.49 (s, 3 H) 3.06 (q, J=7.32 Hz, 1 H) 1.22 - 1.41 (m, 3 H) 1.08 (dt, J=8.24, 4.88 Hz, 1 H) 0.51 - 0.59 (m, 1 H) 0.48 (dd, J=8.39, 5.04 Hz, 1 H) 0.39 (dd, J=9.77, 4.58 Hz, 1 H) 0.19 - 0.33 (m, 1 H).

10 Example 118

N2-(4-(4-chloro-1H-imidazol-1-yl)-3-methoxyphenyl)-N4-ethyl-8-(4-(trifluoromethyl)phenyl)-7,8-dihydro-5H-pyrano[4,3-d]pyrimidine-2,4-diamine, TFA



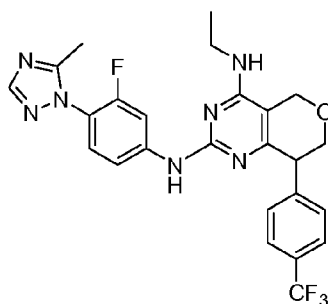
2-chloro-N-ethyl-8-(4-(trifluoromethyl)phenyl)-7,8-dihydro-5H-pyrano[4,3-d]pyrimidin-4-amine (Preparation Za) was reacted as described in Example 112 with 4-(4-chloro-1H-imidazol-1-yl)-3-methoxyaniline (Preparation A) to give N2-(4-(4-chloro-1H-imidazol-1-yl)-3-methoxyphenyl)-N4-ethyl-8-(4-(trifluoromethyl)phenyl)-7,8-dihydro-5H-pyrano[4,3-d]pyrimidine-2,4-diamine, TFA (Example 118). LC-MS (M+H)⁺ = 545.3. ¹H NMR (500 MHz, CDCl₃) δ ppm 11.87 (s, 1 H) 7.68 (d, J=1.22 Hz, 1 H) 7.59 (m, 4 H) 7.49 (d, J=2.14 Hz, 1 H) 7.40 (dd, J=8.55, 2.14 Hz, 1 H) 7.20 (d, J=8.55 Hz, 1 H) 7.11 (d, J=1.53 Hz, 1 H) 6.38 (br. s., 1 H) 4.76 (d, J=14.34 Hz, 1 H) 4.57 (d, J=13.73 Hz, 1 H) 4.07 - 4.16 (m, 3 H) 3.86 (s, 3 H) 3.59 - 3.77 (m, 2 H) 1.36 (t, J=7.17 Hz, 3 H).

The racemic mixture was separated by chiral chromatography to afford the enantiomers Example 118A and 118B as free amines. LC-MS (M+H)⁺ = 545.1. ¹H NMR (500 MHz, MeOD) δ ppm 7.79 (d, J=1.83 Hz, 1 H) 7.56 - 7.70 (m, 3 H) 7.43 (d, J=7.93 Hz, 2 H) 7.19 (d, J=1.53 Hz, 1 H) 7.11 (d, J=8.55 Hz, 1 H) 6.91 - 7.03 (m, 1 H) 4.60 -

4.72 (m, 1 H) 4.48 - 4.60 (m, 1 H) 4.15 (dd, J=11.14, 4.43 Hz, 1 H) 3.99 (t, J=4.27 Hz, 1 H) 3.87 - 3.97 (m, 1 H) 3.46 - 3.66 (m, 5 H) 1.28 (t, J=7.17 Hz, 3 H).

Example 119

5 *N*4-ethyl-*N*2-(3-fluoro-4-(5-methyl-1*H*-1,2,4-triazol-1-yl)phenyl)-8-(4-(trifluoromethyl)phenyl)-7,8-dihydro-5*H*-pyrano[4,3-*d*]pyrimidine-2,4-diamine, TFA

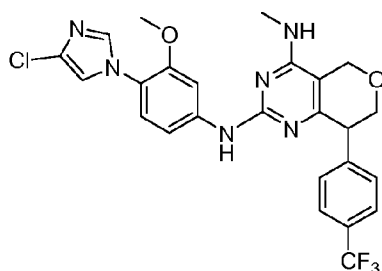


2-chloro-*N*-ethyl-8-(4-(trifluoromethyl)phenyl)-7,8-dihydro-5*H*-pyrano[4,3-*d*]pyrimidin-4-amine (Preparation Za) was reacted as described in Example 112 with 3-fluoro-4-(5-methyl-1*H*-1,2,4-triazol-1-yl)aniline (Preparation C) to give *N*4-ethyl-*N*2-(3-fluoro-4-(5-methyl-1*H*-1,2,4-triazol-1-yl)phenyl)-8-(4-(trifluoromethyl)phenyl)-7,8-dihydro-5*H*-pyrano[4,3-*d*]pyrimidine-2,4-diamine, TFA (Example 119). LC-MS (M+H)⁺ = 514.3. ¹H NMR (500 MHz, CDCl₃) δ ppm 12.20 (br. s., 1 H) 8.01 (s, 1 H) 7.93 (dd, J=12.36, 2.29 Hz, 1 H) 7.59 (m, 4 H) 7.52 (dd, J=8.85, 1.53 Hz, 1 H) 7.38 (t, J=8.39 Hz, 1 H) 5.97 (br. s., 1 H) 4.72 (d, J=14.34 Hz, 1 H) 4.54 (d, J=13.73 Hz, 1 H) 3.99 - 4.18 (m, 3 H) 3.57 - 3.75 (m, 2 H) 2.43 (s, 3 H) 1.37 (t, J=7.17 Hz, 3 H).

The racemic mixture was separated by chiral chromatography to afford the enantiomers Example 119A and 119B as free amines. LC-MS (M+H)⁺ = 514.1. ¹H NMR (500 MHz, MeOD) δ ppm 8.02 (s, 1 H) 8.00 (dd, J=14.04, 2.14 Hz, 1 H) 7.62 (m, J=8.24 Hz, 2 H) 7.48 (m, J=8.24 Hz, 2 H) 7.21 - 7.34 (m, 2 H) 4.62 - 4.72 (m, 1 H) 4.52 - 4.62 (m, 1 H) 4.15 - 4.27 (m, 1 H) 3.94 - 4.09 (m, 2 H) 3.58 (q, J=7.32 Hz, 2 H) 2.36 (s, 3 H) 1.30 (t, J=7.17 Hz, 3 H).

Example 120

25 *N*2-(4-(4-chloro-1*H*-imidazol-1-yl)-3-methoxyphenyl)-*N*4-methyl-8-(4-(trifluoromethyl)phenyl)-7,8-dihydro-5*H*-pyrano[4,3-*d*]pyrimidine-2,4-diamine, TFA

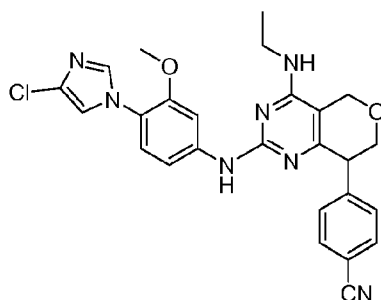


2-chloro-N-methyl-8-(4-(trifluoromethyl)phenyl)-7,8-dihydro-5H-pyrano[4,3-d]pyrimidin-4-amine (Preparation Zb) was reacted as described in Example 112 with 4-(4-chloro-1H-imidazol-1-yl)-3-methoxyaniline (Preparation A) to give N2-(4-(4-chloro-1H-imidazol-1-yl)-3-methoxyphenyl)-N4-methyl-8-(4-(trifluoromethyl)phenyl)-7,8-dihydro-5H-pyrano[4,3-d]pyrimidine-2,4-diamine, TFA (Example 120). LC-MS (M+H)⁺ = 531.3. ¹H NMR (500 MHz, CDCl₃) δ ppm 11.80 (s, 1 H) 7.87 (d, J=1.53 Hz, 1 H) 7.51 - 7.63 (m, 5 H) 7.40 (dd, J=8.85, 2.14 Hz, 1 H) 7.28 (s, 1 H) 7.20 (d, J=8.55 Hz, 1 H) 6.56 (d, J=4.58 Hz, 1 H) 4.76 (d, J=14.34 Hz, 1 H) 4.57 (d, J=14.04 Hz, 1 H) 4.01 - 4.14 (m, 3 H) 3.87 (s, 3 H) 3.21 (d, J=4.58 Hz, 3 H).

The racemic mixture was separated by chiral chromatography to afford the enantiomers Example 120A and 120B as free amines. LC-MS (M+H)⁺ = 531.1. ¹H NMR (500 MHz, MeOD) δ ppm 7.86 (d, J=2.14 Hz, 1 H) 7.65 (d, J=1.53 Hz, 1 H) 7.60 (m, J=7.93 Hz, 2 H) 7.43 (m, J=7.93 Hz, 2 H) 7.19 (d, J=1.53 Hz, 1 H) 7.11 (d, J=8.55 Hz, 1 H) 6.96 (dd, J=8.55, 2.14 Hz, 1 H) 4.59 - 4.68 (m, 1 H) 4.48 - 4.56 (m, 1 H) 4.15 (dd, J=11.29, 4.58 Hz, 1 H) 3.98 - 4.03 (m, 1 H) 3.92 (dd, J=11.29, 4.88 Hz, 1 H) 3.52 (s, 3 H) 3.04 (s, 3 H).

Example 121

4-(2-(4-(4-chloro-1H-imidazol-1-yl)-3-methoxyphenylamino)-4-(ethylamino)-7,8-dihydro-5H-pyrano[4,3-d]pyrimidin-8-yl)benzonitrile, TFA



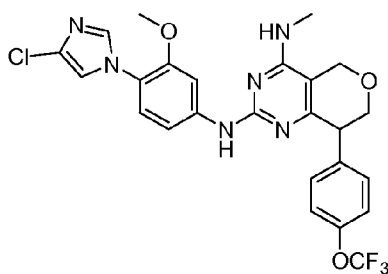
4-(2-chloro-4-(ethylamino)-7,8-dihydro-5H-pyrano[4,3-d]pyrimidin-8-yl)benzonitrile

(Preparation AAa) was reacted as described in Example 112 with 4-(4-chloro-1H-imidazol-1-yl)-3-methoxyaniline (Preparation A) to give 4-(2-(4-(4-chloro-1H-imidazol-1-yl)-3-methoxyphenylamino)-4-(ethylamino)-7,8-dihydro-5H-pyrano[4,3-d]pyrimidin-8-yl)benzonitrile, TFA (Example 121). LC-MS (M+H)⁺ = 502.3. ¹H NMR (500 MHz, CDCl₃) δ ppm 11.80 (s, 1 H) 7.93 (s, 1 H) 7.61 - 7.66 (m, 2 H) 7.55 - 7.61 (m, 2 H) 7.48 (d, J=1.83 Hz, 1 H) 7.41 (dd, J=8.55, 2.14 Hz, 1 H) 7.22 (d, J=8.85 Hz, 1 H) 7.15 (d, J=1.53 Hz, 1 H) 6.22 (t, J=5.34 Hz, 1 H) 4.76 (d, J=14.34 Hz, 1 H) 4.57 (d, J=14.34 Hz, 1 H) 4.09 (s, 3 H) 3.87 (s, 3 H) 3.66 - 3.75 (m, 2 H) 1.37 (t, J=7.32 Hz, 3 H).

The racemic mixture was separated by chiral chromatography to afford the enantiomers Example 121A and 121B as free amines. LC-MS (M+H)⁺ = 502.1. ¹H NMR (500 MHz, MeOD) δ ppm 7.80 (d, J=2.14 Hz, 1 H) 7.67 (d, J=2.14 Hz, 2 H) 7.66 (br. s., 1 H) 7.45 (d, J=8.24 Hz, 2 H) 7.22 (s, 1 H) 7.13 (d, J=8.55 Hz, 1 H) 6.98 - 7.05 (m, 1 H) 4.62 - 4.69 (m, 1 H) 4.51 - 4.57 (m, 1 H) 4.15 (dd, J=10.99, 3.97 Hz, 1 H) 3.91 - 4.02 (m, 2 H) 3.54 - 3.64 (m, 5 H) 1.28 (t, J=7.17 Hz, 3 H).

Example 122

20 *N*2-(4-(4-chloro-1H-imidazol-1-yl)-3-methoxyphenyl)-*N*4-methyl-8-(4-(trifluoromethoxy)phenyl)-7,8-dihydro-5H-pyrano[4,3-d]pyrimidine-2,4-diamine



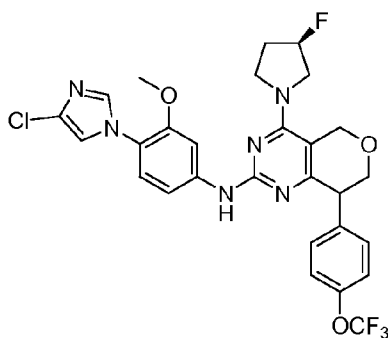
To a mixture of 2-chloro-N-methyl-8-(4-(trifluoromethoxy)phenyl)-7,8-dihydro-5H-pyrano[4,3-d]pyrimidin-4-amine (69.8 mg, 0.194 mmol), 4-(4-chloro-1H-imidazol-1-yl)-3-methoxyaniline (Preparation A) (52.1 mg, 0.233 mmol), XANTPHOS (11.23 mg, 0.019 mmol), Pd2(dba)3 (8.88 mg, 9.70 μ mol), and Cs2CO3 (190 mg, 0.582 mmol) was added Dioxane (808 μ L). The mixture was flushed with Nitrogen and placed in a capped vial and heated at 100 °C overnight.

Cooled the reaction to rt and diluted with EtOAc. Filtered through a Celite plug and rotovaped. The residue was placed on Silica gel and eluted with an EtOAc/Hex gradient to obtain N2-(4-(4-chloro-1H-imidazol-1-yl)-3-methoxyphenyl)-N4-methyl-8-(4-(trifluoromethoxy)phenyl)-7,8-dihydro-5H-pyrano[4,3-d]pyrimidine-2,4-diamine. LC-MS (M+H)⁺ = 547.2. ¹H NMR (500 MHz, CDCl₃) δ ppm 7.78 (1 H, s), 7.48 (1 H, s), 7.25 - 7.29 (2 H, m), 7.11 - 7.20 (2 H, m), 6.94 - 7.09 (3 H, m), 6.77 (1 H, d, *J*=8.55 Hz), 4.50 - 4.67 (2 H, m), 4.32 (1 H, d, *J*=4.88 Hz), 4.07 - 4.19 (1 H, m), 3.89 - 4.01 (2 H, m), 3.52 (3 H, s), 3.09 (3 H, d, *J*=4.58 Hz).

The racemic mixture was separated by chiral chromatography to afford the enantiomers Example 122A and 122B, which had identical spectral data.

Examples 123A and 123B

N-(4-(4-chloro-1H-imidazol-1-yl)-3-methoxyphenyl)-4-((*R*)-3-fluoropyrrolidin-1-yl)-8-(4-(trifluoromethoxy)phenyl)-7,8-dihydro-5H-pyrano[4,3-d]pyrimidin-2-amine



Individual diastereomers

To a mixture of 2-chloro-4-((*R*)-3-fluoropyrrolidin-1-yl)-8-(4-(trifluoromethoxy)phenyl)-7,8-dihydro-5H-pyrano[4,3-d]pyrimidine (57.6 mg, 0.138 mmol), 4-(4-chloro-1H-imidazol-1-yl)-3-methoxyaniline (Preparation A) (37.0 mg, 0.165 mmol), XANTPHOS (7.98 mg, 0.014 mmol), Pd2(dba)3 (6.31 mg, 6.89 μ mol), and

Cs₂CO₃ (135 mg, 0.414 mmol) was added Dioxane (574 μ L). The mixture was flushed with Nitrogen and placed in a capped vial and heated at 100 °C overnight.

The reaction was cooled to rt and diluted with EtOAc, then filtered through a Celite plug and concentrated. The residue was placed on Silica gel and eluted with an EtOAc/Hex

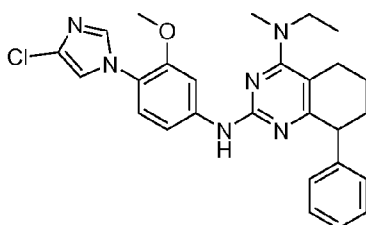
5 gradient to obtain 2 diastereomers (Examples 123A and 123B).

123A: LC-MS (M+H)⁺ = 605.3. ¹H NMR (500 MHz, MeOD) δ ppm 7.79 (1 H, d, *J*=1.53 Hz), 7.46 - 7.53 (3 H, m), 7.32 - 7.41 (4 H, m), 7.19 (1 H, dd, *J*=8.55, 2.14 Hz), 5.43 (1 H, d, *J*=52.50 Hz), 5.12 - 5.18 (1 H, m), 4.99 (1 H, d, *J*=14.34 Hz), 3.98 - 4.33 (6 H, m), 3.87 (3 H, s), 3.81 (1 H, dd, *J*=10.68, 6.41 Hz), 2.37 - 2.49 (1 H, m), 2.15 - 2.33 (1 H, m).

123B: LC-MS (M+H)⁺ = 605.3. ¹H NMR (500 MHz, CDCl₃) δ ppm 7.56 (1 H, d, *J*=1.83 Hz), 7.48 (1 H, d, *J*=1.53 Hz), 7.22 - 7.28 (2 H, m), 7.14 (2 H, d, *J*=8.24 Hz), 7.04 (1 H, d, *J*=8.55 Hz), 6.99 (1 H, d, *J*=1.22 Hz), 6.82 (1 H, dd, *J*=8.55, 1.83 Hz), 5.33 (1 H, d, *J*=52.80 Hz), 4.90 - 5.00 (2 H, m), 4.16 - 4.26 (1 H, m), 4.10 (1 H, dd, *J*=11.44, 4.43 Hz), 3.80 - 4.01 (5 H, m), 3.50 (3 H, s), 2.32 - 2.43 (1 H, m), 2.00 - 2.19 (1 H, m).

Example 124

*N*²-(4-(4-Chloro-1*H*-imidazol-1-yl)-3-methoxyphenyl)-*N*⁴-ethyl-*N*⁴-methyl-8-phenyl-5,6,7,8-tetrahydroquinazoline-2,4-diamine



20

To a solution of 2-chloro-*N*-ethyl-*N*-methyl-8-phenyl-5,6,7,8-tetrahydroquinazolin-4-amine (42.9 mg, 0.142 mmol) and 4-(4-chloro-1*H*-imidazol-1-yl)-3-methoxyaniline (31.8 mg, 0.142 mmol) in THF (2 mL) was added 60% suspension of sodium hydride in mineral oil (6.82 mg, 0.284 mmol). The reaction mixture was heated with stirring in a capped vial at 80 °C for 1.5 h. The reaction mixture was carefully partitioned between an aqueous solution of ammonium chloride and dichloromethane. The organic layer was separated and the aqueous layer was extracted with dichloromethane. The combined organic extracts were dried over anhydrous magnesium sulfate and filtered. The solvent was removed in vacuum and the residue was purified by

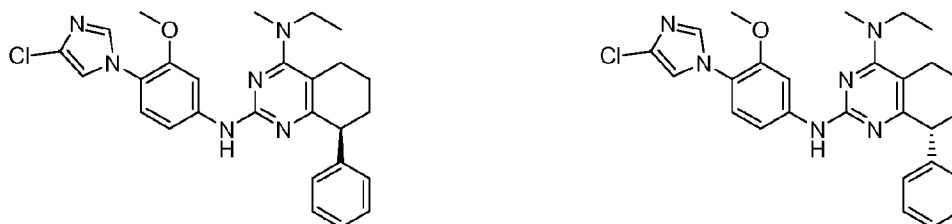
reverse-phase preparative HPLC to give *N*²-(4-(4-chloro-1*H*-imidazol-1-yl)-3-methoxyphenyl)-*N*⁴-ethyl-*N*⁴-methyl-8-phenyl-5,6,7,8-tetrahydroquinazoline-2,4-diamine (31.6 mg, 0.048 mmol, 33.5 % yield) as brown oil. LC-MS (M+H)⁺ = 489.2. ¹H NMR (500 MHz, CDCl₃) δ ppm 11.50 (1H, br s), 7.74 (1H, d, *J*=1.2 Hz), 7.39 (1H, dd, *J*=8.5, 2.1 Hz), 7.29 (2H, dd, *J*=4.9, 2.7 Hz), 7.21 - 7.27 (2H, m), 7.12 - 7.19 (3H, m), 7.07 (1H, d, *J*=1.5 Hz), 4.20 (1H, t, *J*=7.0 Hz), 3.80 (3H, s), 3.68 - 3.78 (2H, m, *J*=13.8, 7.0, 7.0, 7.0 Hz), 3.31 (3H, s), 2.64 - 2.82 (2H, m), 2.27 (1H, ddd, *J*=13.3, 7.5, 5.2 Hz), 1.88 - 1.99 (1H, m), 1.74 - 1.85 (1H, m), 1.54 - 1.67 (1H, m), 1.34 (3H, t, *J*=7.0 Hz).

10 *Examples 124A and 124B*

(*S*)-*N*²-(4-(4-Chloro-1*H*-imidazol-1-yl)-3-methoxyphenyl)-*N*⁴-ethyl-*N*⁴-methyl-8-phenyl-5,6,7,8-tetrahydroquinazoline-2,4-diamine

and

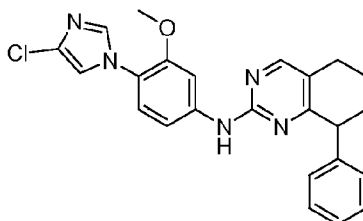
(*R*)-*N*²-(4-(4-Chloro-1*H*-imidazol-1-yl)-3-methoxyphenyl)-*N*⁴-ethyl-*N*⁴-methyl-8-phenyl-5,6,7,8-tetrahydroquinazoline-2,4-diamine



A racemic mixture of *N*²-(4-(4-Chloro-1*H*-imidazol-1-yl)-3-methoxyphenyl)-*N*⁴-ethyl-*N*⁴-methyl-8-phenyl-5,6,7,8-tetrahydroquinazoline-2,4-diamine (183 mg, 0.206 mmol from *Example 124*) was purified using chiral supercritical fluid chromatography (SFC) to afford 54.7 mg of peak A (*Example 124A*) and 53.3 mg of peak B (*Example 124B*). SFC Method: Chiralpak OJ-H (30 x 250 mm, 5 μM), 30 % methanol (0.1% diethylamine) in CO₂, 35 °C, flow rate 70 mL/min for 105 min, absorbance 220 nm, injection 0.75 mL of 26 mg/mL solution in methanol (multiple stacked injections), *t*_R (peak A) = 4.9 min, *t*_R (peak B) 12.0 min. The absolute stereochemistry of individual enantiomers (*Examples 124A and 124B*) were not determined. LC-MS and ¹H NMR analytical data for the separated enantiomers was identical to the racemate (*Example 124*).

Example 125

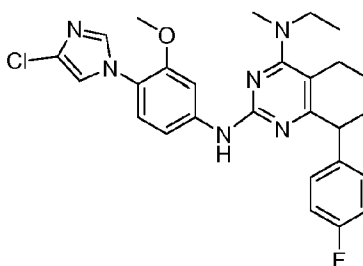
N-(4-(4-chloro-1*H*-imidazol-1-yl)-3-methoxyphenyl)-8-phenyl-5,6,7,8-tetrahydroquinazolin-2-amine



- 5 To a solution of 2-chloro-8-phenyl-5,6,7,8-tetrahydroquinazoline (33.0 mg, 0.135 mmol) and 4-(4-chloro-1*H*-imidazol-1-yl)-3-methoxyaniline (33.2 mg, 0.148 mmol) in THF (1.5 mL) in a 2.0-5.0 mL microwave tube was added 0.5 M solution of KHMDS in toluene (0.809 mL, 0.405 mmol). The tube was sealed and the reaction mixture was stirred at 100 °C in a microwave for 2 h. The reaction mixture was diluted with methanol and purified using reverse-phase preparative HPLC method. The solvent was removed in vacuum and the residue was purified by reverse-phase preparative HPLC to give *N*²-(4-(4-chloro-1*H*-imidazol-1-yl)-3-methoxyphenyl)-*N*⁴-ethyl-*N*⁴-methyl-8-phenyl-5,6,7,8-tetrahydroquinazoline-2,4-diamine (31.6 mg, 0.048 mmol, 33.5 % yield) as brown oil. LC-MS (M+H)⁺ = 432.3. ¹H NMR (500 MHz, CDCl₃) δ ppm 11.68 (1H, s), 8.25 (1H, s), 8.14 (1H, s), 7.32 - 7.39 (3H, m), 7.26 - 7.32 (1H, m), 7.05 - 7.12 (3H, m), 6.96 - 7.04 (2H, m), 4.20 (1H, t, *J*=7.2 Hz), 3.41 (3H, s), 2.80 - 2.94 (2H, m), 2.30 - 2.40 (1H, m), 1.97 - 2.12 (2H, m), 1.81 - 1.93 (1H, m).
- 10
- 15

Example 126

- 20 *N*²-(4-(4-Chloro-1*H*-imidazol-1-yl)-3-methoxyphenyl)-*N*⁴-ethyl-8-(4-fluorophenyl)-*N*⁴-methyl-5,6,7,8-tetrahydroquinazoline-2,4-diamine

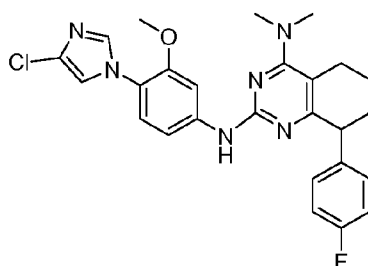


2-Chloro-*N*-ethyl-8-(4-fluorophenyl)-*N*-methyl-5,6,7,8-tetrahydroquinazolin-4-amine (124 mg, 0.388 mmol) was added to a solution of 4-(4-chloro-1*H*-imidazol-1-yl)-3-

methoxyaniline (87 mg, 0.388 mmol) in THF (1 mL) and Acetic Acid (1.000 mL). The reaction mixture was stirred overnight at 75 °C. The crude reaction mixture was purified by preparative HPLC. The appropriate fractions were evaporated to afford *N*²-(4-(4-chloro-1*H*-imidazol-1-yl)-3-methoxyphenyl)-*N*⁴-ethyl-8-(4-fluorophenyl)-*N*⁴-methyl-5,6,7,8-tetrahydroquinazoline-2,4-diamine, TFA salt (101.3 mg, 0.153 mmol, 39.5 % yield). LC-MS (M+H)⁺ = 507.2. ¹H NMR (500 MHz, CDCl₃) δ ppm 10.77 - 11.01 (1H, m), 7.95 - 8.15 (1H, m), 7.33 - 7.44 (1H, m), 7.22 - 7.24 (1H, m), 7.19 (1H, d, *J*=8.5 Hz), 7.12 - 7.16 (2H, m), 6.96 - 7.03 (2H, m), 4.09 - 4.21 (1H, m), 3.96 (1H, s), 3.81 (4H, s), 3.67 - 3.79 (3H, m), 3.32 (3H, s), 2.19 - 2.33 (1H, m), 1.88 - 1.99 (1H, m), 1.71 - 1.81 (1H, m), 1.56 - 1.69 (1H, m), 1.26 - 1.38 (3H, m).

Example 127

*N*²-(4-(4-Chloro-1*H*-imidazol-1-yl)-3-methoxyphenyl)-8-(4-fluorophenyl)-*N*⁴,*N*⁴-dimethyl-5,6,7,8-tetrahydroquinazoline-2,4-diamine



15

2-Chloro-8-(4-fluorophenyl)-*N,N*-dimethyl-5,6,7,8-tetrahydroquinazolin-4-amine (118 mg, 0.386 mmol) was added to a solution of 4-(4-chloro-1*H*-imidazol-1-yl)-3-methoxyaniline (95 mg, 0.424 mmol) in THF (1 mL) and acetic acid (1.000 mL). The reaction mixture was stirred overnight at 75°C. The crude reaction mixture was purified by preparative HPLC. The appropriate fractions were evaporated to afford *N*²-(4-(4-chloro-1*H*-imidazol-1-yl)-3-methoxyphenyl)-8-(4-fluorophenyl)-*N*⁴,*N*⁴-dimethyl-5,6,7,8-tetrahydroquinazoline-2,4-diamine, TFA salt (74.8 mg, 0.123 mmol, 31.9 % yield). LC-MS (M+H)⁺ = 493.2. ¹H NMR (500 MHz, CDCl₃) δ ppm 11.69 (1H, s), 7.59 (1H, d, *J*=1.2 Hz), 7.36 (2H, d, *J*=2.1 Hz), 7.14 (3H, d, *J*=9.2 Hz), 7.05 (1H, d, *J*=1.5 Hz), 6.99 (2H, s), 4.17 - 4.27 (1H, m), 3.81 (3H, s), 3.47 (1H, s), 3.36 (5H, s), 2.65 - 2.84 (2H, m), 2.21 - 2.33 (1H, m), 1.87 - 1.98 (1H, m), 1.69 - 1.81 (1H, m), 1.53 - 1.67 (1H, m).

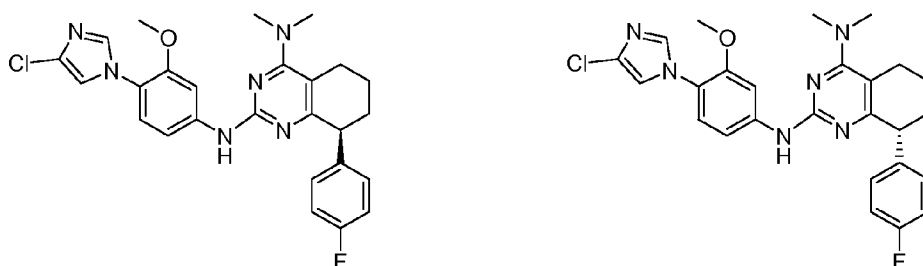
25

Examples 127A & 127B

(S)-N²-(4-(4-Chloro-1H-imidazol-1-yl)-3-methoxyphenyl)-8-(4-fluorophenyl)-N⁴,N⁴-dimethyl-5,6,7,8-tetrahydroquinazoline-2,4-diamine

and

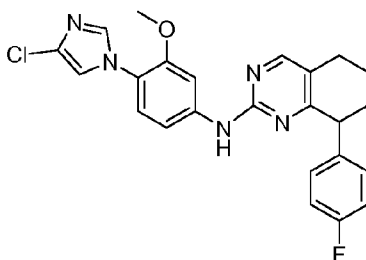
5 (R)-N²-(4-(4-Chloro-1H-imidazol-1-yl)-3-methoxyphenyl)-8-(4-fluorophenyl)-N⁴,N⁴-dimethyl-5,6,7,8-tetrahydroquinazoline-2,4-diamine



A racemic mixture of N²-(4-(4-chloro-1H-imidazol-1-yl)-3-methoxyphenyl)-8-(4-fluorophenyl)-N⁴,N⁴-dimethyl-5,6,7,8-tetrahydroquinazoline-2,4-diamine (Example 127) was purified using chiral SFC to afford peak A (Example 127A) and peak B (Example 127B). SFC Method: Chiralpak OJ-H (4.6 x 250 mm, 5 μM), 30 % methanol (0.1% diethylamine) in CO₂, 35°C, flow rate 2.0 mL/min for 13 min, absorbance 268 nm, injection 5 μL of 2 mg/mL solution in methanol (multiple stacked injections), t_R (peak A) = 4.3 min, t_R (peak B) 9.6 min. The absolute stereochemistry of individual enantiomers (Examples 7 and 8) was not determined. LC-MS and ¹H NMR analytical data for the separated enantiomers was identical to the racemate (Example 127).

Example 128

20 N-(4-(4-Chloro-1H-imidazol-1-yl)-3-methoxyphenyl)-8-(4-fluorophenyl)-5,6,7,8-tetrahydroquinazolin-2-amine

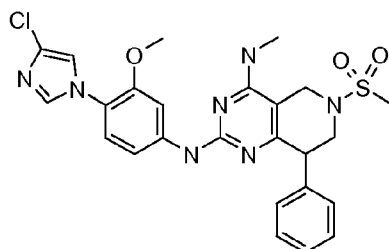


To a solution of 2-chloro-8-(4-fluorophenyl)-5,6,7,8-tetrahydroquinazoline (20 mg, 0.076 mmol) and 4-(4-chloro-1H-imidazol-1-yl)-3-methoxyaniline (18.73 mg, 0.084

mmol) in THF (1.5 mL) in a 2.0-5.0 mL microwave tube, was added a 0.5 M solution of KHMDS (0.167 mL, 0.084 mmol). The tube was sealed and the reaction mixture was stirred at 100°C in a microwave for 2 h. The reaction mixture was diluted with methanol and purified using preparative HPLC. The appropriate fractions were evaporated to afford *N*-(4-(4-chloro-1*H*-imidazol-1-yl)-3-methoxyphenyl)-8-(4-fluorophenyl)-5,6,7,8-tetrahydroquinazolin-2-amine, TFA salt (0.7 mg, 1.229 μmol, 1.614 % yield). LC-MS (M+H)⁺ = 450.2. ¹H NMR (500 MHz, CDCl₃) δ ppm 8.14 - 8.26 (1H, m), 7.56 - 7.62 (1H, m), 7.43 - 7.48 (1H, m), 7.28 - 7.31 (1H, m), 7.21 (1H, s), 6.98 - 7.10 (6H, m), 6.88 - 6.94 (1H, m), 4.08 - 4.18 (1H, m), 2.77 - 2.83 (3H, m), 2.23 - 2.32 (1H, m), 1.91 - 2.13 (3H, m), 1.25 (1H, s).

Example 129

*N*2-(4-(4-chloro-1*H*-imidazol-1-yl)-3-methoxyphenyl)-*N*4-methyl-6-(methylsulfonyl)-8-phenyl-5,6,7,8-tetrahydropyrido[4,3-*d*]pyrimidine-2,4-diamine



15

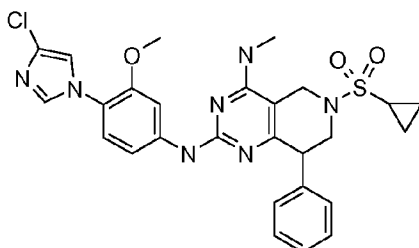
To a solution of Preparation AEj (0.2 g, 0.433 mmol) in dichloromethane was added diisopropylethylamine (0.11 g, 0.867 mmol) at -10 °C followed by addition of methane sulfonyl chloride (0.055 g, 0.477 mmol). The reaction mixture was stirred at room temperature for 1 h. The reaction mixture was diluted with dichloromethane, washed with water, evaporated under reduced pressure to get crude compound. The crude compound was purified by prep-HPLC (aqueous 0.1% ammonium acetate in acetonitrile) to give *N*2-(4-(4-chloro-1*H*-imidazol-1-yl)-3-methoxyphenyl)-*N*4-methyl-6-(methylsulfonyl)-8-phenyl-5,6,7,8-tetrahydropyrido[4,3-*d*]pyrimidine-2,4-diamine (0.105 g, 48%) as off-white solid. LC-MS (M+H)⁺ = 540.2. ¹H NMR (400 MHz, DMSO-*d*₆): δ ppm 9.20 (1H, s), 8.03 (1H, s), 7.72 (1H, s), 7.41 (1H, s), 7.31 - 7.03 (8H, m), 4.21 (1H, m), 4.11 (2H, m), 3.60-3.47 (5H, m), 2.96 (3H, d, *J* = 4.4 Hz), 2.89 (3H, s).

25

The example was separated by chiral chromatography to afford the enantiomers 129A and 129B, which had identical spectral data.

Example 130

N2-(4-(4-chloro-1H-imidazol-1-yl)-3-methoxyphenyl)-6-(cyclopropylsulfonyl)-N4-methyl-8-phenyl-5,6,7,8-tetrahydropyrido[4,3-d]pyrimidine-2,4-diamine



5

To a solution of Preparation AEj (0.32 g, 0.693 mmol) in dichloromethane was added diisopropylethylamine (0.18 g, 1.38 mmol) at -10 °C followed by addition of cyclopropyl sulfonyl chloride (0.117 g, 0.832 mmol). The reaction mixture was stirred at room temperature for 1 h. The reaction mixture was diluted with dichloromethane, washed with water, evaporated under reduced pressure to get crude compound. The crude compound was purified by prep-HPLC (aqueous 0.1% ammonium acetate in acetonitrile) to give *N2-(4-(4-chloro-1H-imidazol-1-yl)-3-methoxyphenyl)-6-(cyclopropylsulfonyl)-N4-methyl-8-phenyl-5,6,7,8-tetrahydropyrido[4,3-d]pyrimidine-2,4-diamine* (0.11 g, 35%) as white solid. LC-MS (M+H)⁺ = 566.0. ¹H NMR (400 MHz, DMSO-*d*₆): δ ppm 9.18 (1H, s), 8.03 (1H, s), 7.72 (1H, s), 7.40 (1H, s), 7.31 - 7.04 (8H, m), 4.26 (1H, m), 4.10 (2H, m), 3.68 (1H, m), 3.68 - 3.65 (4H, m), 2.98 (3H, d, *J* = 4.4 Hz), 2.54 (1H, m), 0.95 (4H, m).

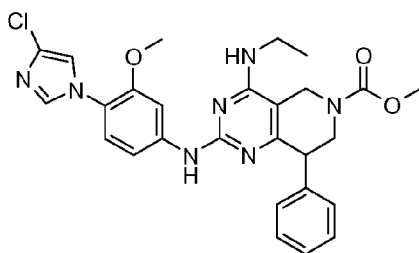
15

The example was separated by chiral chromatography to afford the enantiomers 130A and 130B, which had identical spectral data.

20

Example 131

Methyl 2-(4-(4-chloro-1H-imidazol-1-yl)-3-methoxyphenylamino)-4-(ethylamino)-8-phenyl-7,8-dihydropyrido[4,3-d]pyrimidine-6(5H)-carboxylate

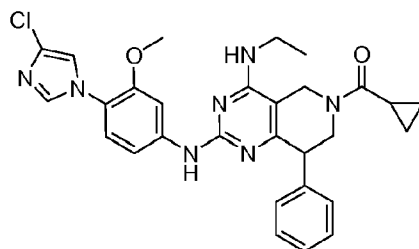


To a solution of Preparation AEk (0.15 g, 0.3 mmol) in dichloromethane was added diisopropylethylamine (0.081 g, 0.6 mmol) at -10 °C followed by addition of methylchloro formate (0.044 g, 0.3 mmol). The reaction mixture was stirred at room temperature for 1 h. The reaction mixture was diluted with dichloromethane, washed with water, evaporated under reduced pressure to get crude compound. The crude compound was purified by prep-HPLC (aqueous 0.1% ammonium acetate in acetonitrile) to give methyl 2-(4-(4-chloro-1H-imidazol-1-yl)-3-methoxyphenylamino)-4-(ethylamino)-8-phenyl-7,8-dihydropyrido[4,3-d]pyrimidine-6(5H)-carboxylate (0.12 g, 68%) as white solid. LC-MS (M-H)⁺ = 532.2. ¹H NMR (400 MHz, DMSO-*d*₆): δ ppm 9.16 (1H, s), 7.98 (1H, s), 7.73 (1H, s), 7.42 (1H, s), 7.29 - 7.26 (2H, m), 7.21 - 7.12 (5H, m), 7.05 (1H, m), 4.62 (1H, m), 4.23 (1H, m), 3.96-3.87 (3H, m), 3.68 -3.51 (8H, m), 1.23 (3H, t, *J* = 8.0 Hz).

The example was separated by chiral chromatography to afford the enantiomers 131A and 131B, which had identical spectral data.

Example 132

(2-(4-(4-chloro-1H-imidazol-1-yl)-3-methoxyphenylamino)-4-(ethylamino)-8-phenyl-7,8-dihydropyrido[4,3-d]pyrimidin-6(5H)-yl)(cyclopropyl)methanone



20

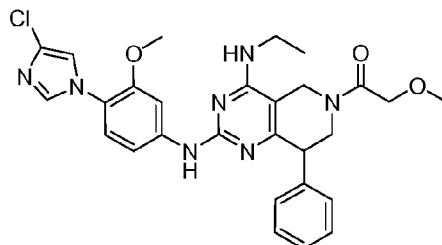
To a solution of Preparation AEk (0.35 g, 0.73 mmol) in dichloromethane was added diisopropylethylamine (0.14 g, 1.1 mmol) at -10 °C followed by addition of cyclopropylcarbonyl chloride (0.085 g, 0.81 mmol). The reaction mixture was stirred at

room temperature for 1 h. The reaction mixture was diluted with dichloromethane, washed with water, evaporated under reduced pressure to get crude compound. The crude compound was purified by prep-HPLC (aqueous 0.1% ammonium acetate in methanol) to give (2-(4-(4-chloro-1H-imidazol-1-yl)-3-methoxyphenylamino)-4-(ethylamino)-8-phenyl-7,8-dihydropyrido[4,3-d]pyrimidin-6(5H)-yl)(cyclopropyl)methanone (0.12 g, 30%) as white solid. LC-MS (M+H)⁺ = 544.2. ¹H NMR (400 MHz, CDCl₃): δ ppm 7.70 (1H, s), 7.51 (1H, s), 7.31-7.23 (3H, m), 7.12-6.99 (4H, m), 6.93 (1H, bs), 5.05 (1H, m), 4.22 (1H, m), 4.07 (1H, m), 3.99 (1H, m), 3.63 (1H, m), 3.59 (5H, m), 1.33 (3H, t, *J* = 7.2 Hz), 1.25 (1H, m), 0.87 (1H, m), 0.84 (2H, m), 0.63 (1H, m).

The example was separated by chiral chromatography to afford the enantiomers 132A and 132B, which had identical spectral data.

Example 133

1-(2-(4-(4-chloro-1H-imidazol-1-yl)-3-methoxyphenylamino)-4-(ethylamino)-8-phenyl-7,8-dihydropyrido[4,3-d]pyrimidin-6(5H)-yl)-2-methoxyethanone



To a solution of Preparation AEk (0.187 g, 0.39 mmol) in dichloromethane was added triethylamine (0.79 g, 0.78 mmol) at -10 °C followed by addition of methoxyacetyl chloride (0.043 g, 0.42 mmol). The reaction mixture was stirred at room temperature for 1 h. The reaction mixture was diluted with dichloromethane, washed with water, evaporated under reduced pressure to get crude compound. The crude compound was purified by prep-HPLC (aqueous 0.1% ammonium acetate in acetonitrile) to give 1-(2-(4-(4-chloro-1H-imidazol-1-yl)-3-methoxyphenylamino)-4-(ethylamino)-8-phenyl-7,8-dihydropyrido[4,3-d]pyrimidin-6(5H)-yl)-2-methoxyethanone (0.10 g, 57%) as off-white solid. LC-MS (M+H)⁺ = 548.2. ¹H NMR (400 MHz, DMSO-*d*₆): δ ppm 9.19 (1H, s), 7.99 (1H, s), 7.73 (1H, t), 7.42 (1H, s), 7.32-7.09 (8 H, m), 4.86 (1H, m), 4.20 (2H, m),

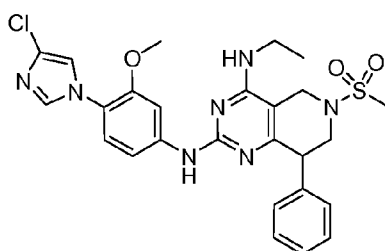
4.09 (2H, m), 4.02-3.50 (5H, m), 3.31 (1H, m), 3.18 (1H, m), 2.99 (3H, s), 1.23 (3H, t, $J = 7.2$ Hz).

The example was separated by chiral chromatography to afford the enantiomers 133A and 133B, which had identical spectral data.

5

Example 134

N2-(4-(4-chloro-1H-imidazol-1-yl)-3-methoxyphenyl)-N4-ethyl-6-(methylsulfonyl)-8-phenyl-5,6,7,8-tetrahydropyrido[4,3-d]pyrimidine-2,4-diamine

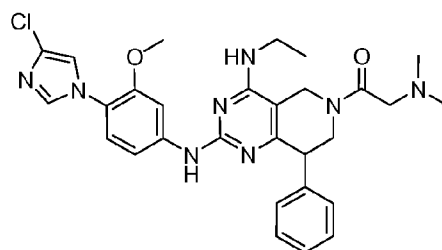


10 To a solution of Preparation AEk (0.10 g, 0.21 mmol) in dichloromethane was added diisopropylethylamine (0.054 g, 0.42 mmol) at -10 °C followed by addition of methanesulfonyl chloride (0.024 g, 0.21 mmol). The reaction mixture was stirred at room temperature for 1 h. The reaction mixture was diluted with dichloromethane, washed with water, evaporated under reduced pressure to get crude compound. The crude
15 compound was purified by prep-HPLC (aqueous 0.1% ammonium acetate in acetonitrile) to give N2-(4-(4-chloro-1H-imidazol-1-yl)-3-methoxyphenyl)-N4-ethyl-6-(methylsulfonyl)-8-phenyl-5,6,7,8-tetrahydropyrido[4,3-d]pyrimidine-2,4-diamine (0.06 g, 54%) as off-white solid. LC-MS ($M+H$)⁺ = 554.0. ¹H NMR (400 MHz, DMSO-*d*₆): δ ppm 9.17 (1H, s), 7.96 (1H, s), 7.73 (1H, s), 7.42 (1H, s), 7.32 - 7.20 (5H, m), 7.16 - 7.10
20 (2H, m), 6.98 (1H, m), 4.22 (1H, m), 4.11-4.03 (2H, m), 3.62-3.49 (7H, m), 2.91 (3H, s), 1.23 (3H, t, $J = 7.2$ Hz).

The example was separated by chiral chromatography to afford the enantiomers 134A and 134B, which had identical spectral data.

25 Example 135

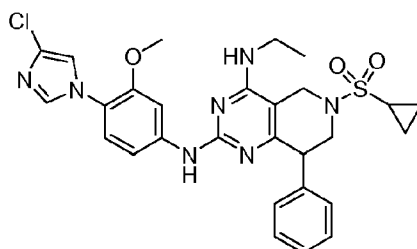
1-(2-(4-(4-chloro-1H-imidazol-1-yl)-3-methoxyphenylamino)-4-(ethylamino)-8-phenyl-7,8-dihydropyrido[4,3-d]pyrimidin-6(5H)-yl)-2-(dimethylamino)ethanone



To a solution of Preparation AEk (0.15 g, 0.31 mmol) in dichloromethane was added triethylamine (0.079 g, 0.78 mmol) at -10 °C followed by addition of N,N-dimethylamionoacetyl chloride.HCl (0.054 g, 0.34 mmol). The reaction mixture was stirred at room temperature for 1 h. The reaction mixture was diluted with dichloromethane, washed with water, evaporated under reduced pressure to get crude compound. The crude compound was purified by prep-HPLC (aqueous 0.1% ammonium acetate in acetonitrile) to give 1-(2-(4-(4-chloro-1H-imidazol-1-yl)-3-methoxyphenylamino)-4-(ethylamino)-8-phenyl-7,8-dihydropyrido[4,3-d]pyrimidin-6(5H)-yl)-2-(dimethylamino)ethanone (0.11 g, 72%) as off-white solid. LC-MS (M+H)⁺ = 561.2. ¹H NMR (400 MHz, DMSO-*d*₆): δ ppm 9.16 (1H, s), 7.98 (1H, s), 7.72 (1H, s), 7.40 (1H, s), 7.31 - 7.11 (7H, m), 7.07 (1H, m), 4.77 (1H, m), 4.06 (2H, m), 3.94 (1H, m), 3.60 (1H, m), 3.52-3.42 (5H, m), 2.72 (1H, m), 2.28 (1H, m), 2.15 (6H, s), 1.20 (3H, m). The example was separated by chiral chromatography to afford the enantiomers 135A and 135B, which had identical spectral data.

Example 136

*N*2-(4-(4-chloro-1H-imidazol-1-yl)-3-methoxyphenyl)-6-(cyclopropylsulfonyl)-N4-ethyl-8-phenyl-5,6,7,8-tetrahydropyrido[4,3-d]pyrimidine-2,4-diamine

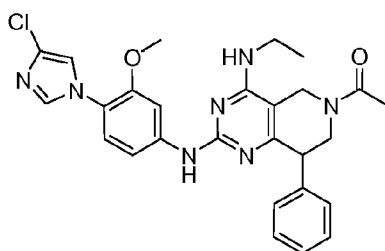


To a solution of Preparation AEk (0.15 g, 0.31 mmol) in dichloromethane was added diisopropylethylamine (0.77 g, 0.62 mmol) at -10 °C followed by addition of cyclopropanesulfonyl chloride (0.042 g, 0.31 mmol). The reaction mixture was stirred at

- room temperature for 1 h. The reaction mixture was diluted with dichloromethane, washed with water, evaporated under reduced pressure to get crude compound. The crude compound was purified by prep-HPLC (aqueous 0.1% ammonium acetate in methanol) to give N2-(4-(4-chloro-1H-imidazol-1-yl)-3-methoxyphenyl)-6-
- 5 (cyclopropylsulfonyl)-N4-ethyl-8-phenyl-5,6,7,8-tetrahydropyrido[4,3-d]pyrimidine-2,4-diamine (0.10 g, 55%) as off-white solid. LC-MS (M+H)⁺ = 578.2. ¹H NMR (400 MHz, CDCl₃): δ ppm 9.15 (1H, s), 7.95 (1H, s), 7.72 (1H, s), 7.41 (1H, s), 7.29 (2H, m), 7.21 (3H, m), 7.14 (2H, m), 7.01 (1H, bs), 4.26 (1H, m), 4.11 (2H, m), 3.65 (1H, m), 3.56-3.51 (6H, m), 2.5 (1H, m), 1.23 (5H, m), 0.97 (2H, m).
- 10 The example was separated by chiral chromatography to afford the enantiomers 136A and 136B, which had identical spectral data.

Example 137

- 15 1-(2-(4-(4-chloro-1H-imidazol-1-yl)-3-methoxyphenylamino)-4-(ethylamino)-8-phenyl-7,8-dihydropyrido[4,3-d]pyrimidin-6(5H)-yl)ethanone

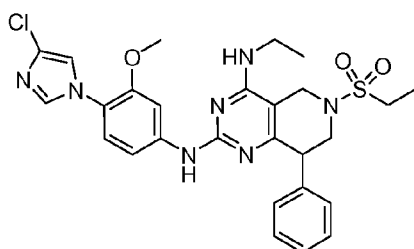


- To a solution of Preparation AEk (0.15 g, 0.31 mmol) in dichloromethane was added diisopropylethylamine (0.77 g, 0.62 mmol) at -10 °C followed by addition of acetyl chloride (0.027 g, 0.31 mmol). The reaction mixture was stirred at room temperature for
- 20 1 h. The reaction mixture was diluted with dichloromethane, washed with water, evaporated under reduced pressure to get crude compound. The crude compound was purified by prep-HPLC (aqueous 0.1% ammonium acetate in methanol) to give 1-(2-(4-(4-chloro-1H-imidazol-1-yl)-3-methoxyphenylamino)-4-(ethylamino)-8-phenyl-7,8-
- 25 dihydropyrido[4,3-d]pyrimidin-6(5H)-yl)ethanone (0.09 g, 57%) as off-white solid. LC-MS (M+H)⁺ = 518.2. ¹H NMR (400 MHz, DMSO-*d*₆): δ ppm 9.19 (1H, s), 8.00 (1H, s), 7.74 (1H, s), 7.42 (1H, s), 7.28 (3H, m), 7.17 - 7.07 (5H, m), 4.91 (1H, m), 4.06 (1H, m), 3.93 (1H, m), 3.82 (2H, m), 3.58-3.50 (5H, m), 1.47 (3 H, s), 1.23 (3H, m).

The example was separated by chiral chromatography to afford the enantiomers 137A and 137B, which had identical spectral data.

Example 138

5 *N2-(4-(4-chloro-1H-imidazol-1-yl)-3-methoxyphenyl)-N4-ethyl-6-(ethylsulfonyl)-8-phenyl-5,6,7,8-tetrahydropyrido[4,3-d]pyrimidine-2,4-diamine*

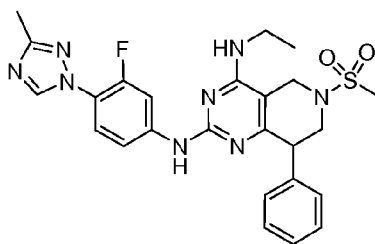


To a solution of Preparation AEk (0.15 g, 0.31 mmol) in dichloromethane was added diisopropylethylamine (0.77 g, 0.62 mmol) at -10 °C followed by addition of ethanesulfonyl chloride (0.038 g, 0.31 mmol). The reaction mixture was stirred at room temperature for 1 h. The reaction mixture was diluted with dichloromethane, washed with water, evaporated under reduced pressure to get crude compound. The crude compound was purified by prep-HPLC (aqueous 0.1% ammonium acetate in methanol) to give N2-(4-(4-chloro-1H-imidazol-1-yl)-3-methoxyphenyl)-N4-ethyl-6-(ethylsulfonyl)-8-phenyl-5,6,7,8-tetrahydropyrido[4,3-d]pyrimidine-2,4-diamine (0.11 g, 62%) as off-white solid. LC-MS (M-H)⁺ = 566.2. ¹H NMR (400 MHz, DMSO-*d*₆): δ ppm 9.17 (1H, s), 7.96 (1H, s), 7.73 (1H, s), 7.42 (1H, s), 7.31 (2H, m), 7.28 (3H, m), 7.21 (2H, m), 6.97 (1H, m), 4.25 (1H, m), 4.13-4.05 (2H, m), 3.60 (1H, m), 3.58-3.50 (6H, m), 3.05 (2H, m), 1.23 (3H, t, *J* = 8.0 Hz), 1.17 (3H, t, *J* = 7.2 Hz).

10 The example was separated by chiral chromatography to afford the enantiomers 138A and 138B, which had identical spectral data.

Example 139

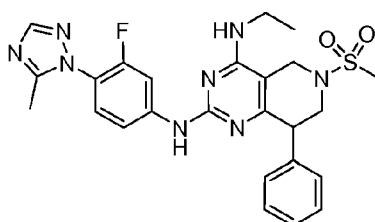
25 *N4-ethyl-N2-(3-fluoro-4-(3-methyl-1H-1,2,4-triazol-1-yl)phenyl)-6-(methylsulfonyl)-8-phenyl-5,6,7,8-tetrahydropyrido[4,3-d]pyrimidine-2,4-diamine*



To a solution of Preparation AEm (0.20 g, 0.450 mmol) in dichloromethane was added diisopropylethylamine (0.11 g, 0.90 mmol) at -10 °C followed by addition of methanesulfonyl chloride (0.05 g, 0.450 mmol). The reaction mixture was stirred at room temperature for 1 h. The reaction mixture was diluted with dichloromethane, washed with water, evaporated under reduced pressure to get crude compound. The crude compound was purified by prep-HPLC (aqueous 0.1% ammonium acetate in acetonitrile) to give N4-ethyl-N2-(3-fluoro-4-(3-methyl-1H-1,2,4-triazol-1-yl)phenyl)-6-(methylsulfonyl)-8-phenyl-5,6,7,8-tetrahydropyrido[4,3-d]pyrimidine-2,4-diamine (0.048 g, 20%) as off-white solid. LC-MS (M+H)⁺ = 523.2. ¹H NMR (400 MHz, DMSO-*d*₆): δ ppm 9.44 (1H, s), 8.67 (1H, s), 8.00 (1H, m), 7.42 (2H, m), 7.39 (2H, m), 7.32 (3H, m), 7.05 (1H, m), 4.20 (1H, m), 4.08 (2H, m), 3.63 (1H, m), 3.55-3.46 (3H, m), 2.92 (3H, s), 2.33 (3H, s), 1.24 (3H, t, *J* = 7.2 Hz). The example was separated by chiral chromatography to afford the enantiomers 139A and 139B, which had identical spectral data.

Example 140

N4-ethyl-N2-(3-fluoro-4-(5-methyl-1H-1,2,4-triazol-1-yl)phenyl)-6-(methylsulfonyl)-8-phenyl-5,6,7,8-tetrahydropyrido[4,3-d]pyrimidine-2,4-diamine



20

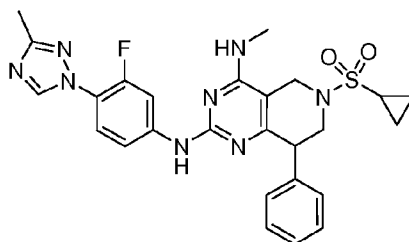
To a solution of Preparation AEo (0.25 g, 0.560 mmol) in dichloromethane was added diisopropylethylamine (0.145 g, 1.120 mmol) at -10 °C followed by addition of methanesulfonyl chloride (0.06 g, 0.560 mmol). The reaction mixture was stirred at room temperature for 1 h. The reaction mixture was diluted with dichloromethane, washed

with water, evaporated under reduced pressure to get crude compound. The crude compound was purified by prep-HPLC (aqueous 0.1% ammonium acetate in acetonitrile) to give N4-ethyl-N2-(3-fluoro-4-(5-methyl-1H-1,2,4-triazol-1-yl)phenyl)-6-(methylsulfonyl)-8-phenyl-5,6,7,8-tetrahydropyrido[4,3-d]pyrimidine-2,4-diamine (0.05 g, 22%) as off-white solid. LC-MS (M-H)⁺ = 521.2. ¹H NMR (400 MHz, DMSO-*d*₆): δ ppm 9.47 (1H, s), 8.00 (2H, m), 7.44 (1H, m), 7.33-7.22 (6H, m), 7.05 (1H, m), 4.21 (1H, m), 4.11-4.07 (2H, m), 3.63 (1H, m), 3.57-3.50 (3H, m), 2.93 (3H, s), 2.27 (3H, s), 1.24 (3H, t, *J* = 7.2 Hz).

The example was separated by chiral chromatography to afford the enantiomers 140A and 140B, which had identical spectral data.

Example 141

6-(cyclopropylsulfonyl)-N2-(3-fluoro-4-(3-methyl-1H-1,2,4-triazol-1-yl)phenyl)-N4-methyl-8-phenyl-5,6,7,8-tetrahydropyrido[4,3-d]pyrimidine-2,4-diamine



15

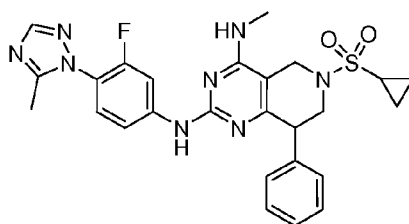
To a solution of Preparation AEI (0.23 g, 0.534 mmol) in dichloromethane was added diisopropylethylamine (0.138 g, 1.060 mmol) at -10 °C followed by addition of cyclopropanesulfonyl chloride (0.089 g, 0.640 mmol). The reaction mixture was stirred at room temperature for 1 h. The reaction mixture was diluted with dichloromethane, washed with water, evaporated under reduced pressure to get crude compound. The crude compound was purified by prep-HPLC (aqueous 0.1% ammonium acetate in methanol) to give 6-(cyclopropylsulfonyl)-N2-(3-fluoro-4-(3-methyl-1H-1,2,4-triazol-1-yl)phenyl)-N4-methyl-8-phenyl-5,6,7,8-tetrahydropyrido[4,3-d]pyrimidine-2,4-diamine (0.11 g, 50%) as off-white solid. LC-MS (M+H)⁺ = 535.2. ¹H NMR (400 MHz, DMSO-*d*₆): δ ppm 9.45 (1H, s), 8.68 (1H, s), 8.03 (1H, m), 7.22 (2H, m), 7.32-7.21 (5H, m), 7.11 (1H, m), 4.25 (1H, m), 4.13 (1H, m), 4.08 (1H, m), 3.71 (1H, m), 3.64 (1H, m), 2.96 (3H, d, *J* = 4.0 Hz), 2.58 (1H, m), 2.33 (3H, s), 1.01-0.95 (4H, m).

25

The example was separated by chiral chromatography to afford the enantiomers 141A and 141B, which had identical spectral data.

Example 142

- 5 *6-(cyclopropylsulfonyl)-N2-(3-fluoro-4-(5-methyl-1H-1,2,4-triazol-1-yl)phenyl)-N4-methyl-8-phenyl-5,6,7,8-tetrahydropyrido[4,3-d]pyrimidine-2,4-diamine*

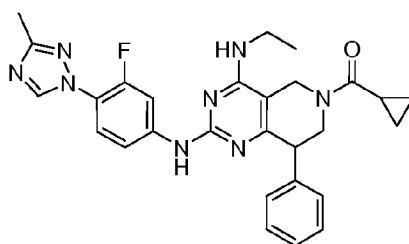


- To a solution of Preparation AEm (0.30 g, 0.690 mmol) in dichloromethane was added diisopropylethylamine (0.180 g, 1.39 mmol) at -10 °C followed by addition of cyclopropanesulfonyl chloride (0.117 g, 0.830 mmol). The reaction mixture was stirred at room temperature for 1 h. The reaction mixture was diluted with dichloromethane, washed with water, evaporated under reduced pressure to get crude compound. The crude compound was purified by prep-HPLC (aqueous 0.1% ammonium acetate in methanol) to give 6-(cyclopropylsulfonyl)-N2-(3-fluoro-4-(5-methyl-1H-1,2,4-triazol-1-yl)phenyl)-N4-methyl-8-phenyl-5,6,7,8-tetrahydropyrido[4,3-d]pyrimidine-2,4-diamine (0.14 g, 45%) as off-white solid. LC-MS (M+H)⁺ = 535.2. ¹H NMR (400 MHz, DMSO-*d*₆): δ ppm 9.49 (1H, s), 8.02 (2H, m), 7.46 (1H, m), 7.44-7.33 (3H, m), 7.30-7.21 (3H, m), 7.11 (1H, m), 4.26 (1H, m), 4.15 (1H, m), 4.10 (1H, m), 3.73 (1H, m), 3.59 (1H, m), 3.28 (3H, m), 2.59 (1H, m), 2.27 (3H, s), 1.24-1.0 (4H, m).

20

Example 143

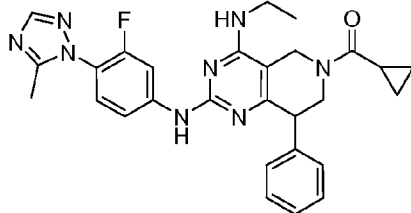
- cyclopropyl(4-(ethylamino)-2-(3-fluoro-4-(3-methyl-1H-1,2,4-triazol-1-yl)phenylamino)-8-phenyl-7,8-dihydropyrido[4,3-d]pyrimidin-6(5H)-yl)methanone*



To a solution of Preparation AEm (0.21 g, 0.49 mmol) in dichloromethane was added diisopropylethylamine (0.12 g, 0.70 mmol) at -10 °C followed by addition of cyclopropylcarbonyl chloride (0.056 g, 0.54 mmol). The reaction mixture was stirred at room temperature for 1 h. The reaction mixture was diluted with dichloromethane, washed with water, evaporated under reduced pressure to get crude compound. The crude compound was purified by prep-HPLC (aqueous 0.1% ammonium acetate in methanol) to give cyclopropyl(4-(ethylamino)-2-(3-fluoro-4-(3-methyl-1H-1,2,4-triazol-1-yl)phenylamino)-8-phenyl-7,8-dihydropyrido[4,3-d]pyrimidin-6(5H)-yl)methanone (0.090 g, 38%) as white solid. LC-MS (M+H)⁺ = 513.4. ¹H NMR (400 MHz, CDCl₃): δ ppm 8.41 (1H, s), 7.94 (1H, m), 7.63 (1H, m), 7.32 (3H, m), 7.27 (1H, m), 7.10 (2H, m), 4.97 (1H, m), 4.21 (1H, m), 4.10-4.0 (2H, m), 3.91 (1H, m), 3.63 (2H, m), 2.48 (3H, s), 1.35 (3H, t, *J* = 7.2 Hz), 1.22 (1H, m), 0.85 (1H, m), 0.65-0.62 (2H, m), 0.34 (1H, m). The example was separated by chiral chromatography to afford the enantiomers 143A and 143B, which had identical spectral data.

Example 144

cyclopropyl(4-(ethylamino)-2-(3-fluoro-4-(5-methyl-1H-1,2,4-triazol-1-yl)phenylamino)-8-phenyl-7,8-dihydropyrido[4,3-d]pyrimidin-6(5H)-yl)methanone



To a solution of Preparation AEo (0.30 g, 0.67 mmol) in dichloromethane was added diisopropylethylamine (0.17 g, 1.35 mmol) at -10 °C followed by addition of cyclopropylcarbonyl chloride (0.084 g, 0.81 mmol). The reaction mixture was stirred at room temperature for 1 h. The reaction mixture was diluted with dichloromethane, washed with water, evaporated under reduced pressure to get crude compound. The crude compound was purified by prep-HPLC (aqueous 0.1% ammonium acetate in methanol) to cyclopropyl(4-(ethylamino)-2-(3-fluoro-4-(5-methyl-1H-1,2,4-triazol-1-yl)phenylamino)-8-phenyl-7,8-dihydropyrido[4,3-d]pyrimidin-6(5H)-yl)methanone (0.14 g, 41%) as white solid. LC-MS (M+H)⁺ = 513.4. ¹H NMR (400 MHz, CDCl₃): δ ppm

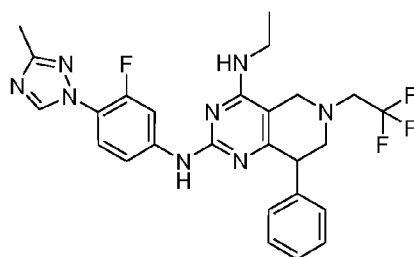
7.94 (2H, m), 7.32-7.25 (4H, m), 7.13 (3H, m), 4.96 (1H, m), 4.22 (1H, m), 4.13-4.04 (2H, m), 3.93 (1H, m), 3.63 (2H, m), 2.39 (3H, s), 1.35 (3H, t, $J = 7.2$ Hz), 1.26 (1H, m), 0.87 (1H, m), 0.66 (2H, m), 0.38 (1H, m).

The example was separated by chiral chromatography to afford the enantiomers 144A and

5 144B, which had identical spectral data.

Example 145

N4-ethyl-N2-(3-fluoro-4-(3-methyl-1H-1,2,4-triazol-1-yl)phenyl)-8-phenyl-6-(2,2,2-trifluoroethyl)-5,6,7,8-tetrahydropyrido[4,3-d]pyrimidine-2,4-diamine



10

To a solution of Preparation AEp (0.20 g, 0.37 mmol) in THF was added borane-DMS (0.061 g, 0.814 mmol, 2M in diethyl ether) at -0 °C. The reaction mixture was heated at 55 °C for 18 h. The reaction mixture was quenched with methanol and evaporated the solvent under reduced pressure to get crude compound. The crude

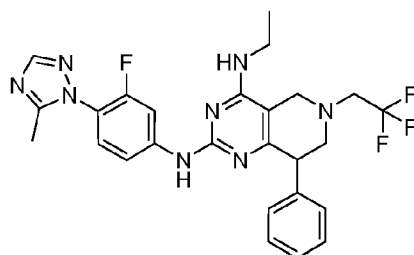
15 compound was purified by prep-HPLC (aqueous 0.1% ammonium acetate in acetonitrile) get crude to give N4-ethyl-N2-(3-fluoro-4-(3-methyl-1H-1,2,4-triazol-1-yl)phenyl)-8-phenyl-6-(2,2,2-trifluoroethyl)-5,6,7,8-tetrahydropyrido[4,3-d]pyrimidine-2,4-diamine (0.025 g, 14%) as yellow solid. LC-MS ($M+H$)⁺ = 527.2. ¹H NMR (400 MHz, DMSO-*d*₆): δ ppm 9.32 (1H, s), 8.67 (1H, s), 8.03 (1H, m), 7.41-7.38 (2H, m), 7.27-7.18 (5H, m),

20 6.83 (1H, m), 3.97 (1H, m), 3.73 (1H, m), 3.57 (1H, m), 3.45 (2H, m), 3.37 (2H, m), 3.18 (1H, m), 2.97 (1H, m), 2.33 (3H, s), 1.23 (3H, t, $J = 7.2$ Hz).

Example 146

N4-ethyl-N2-(3-fluoro-4-(5-methyl-1H-1,2,4-triazol-1-yl)phenyl)-8-phenyl-6-(2,2,2-trifluoroethyl)-5,6,7,8-tetrahydropyrido[4,3-d]pyrimidine-2,4-diamine

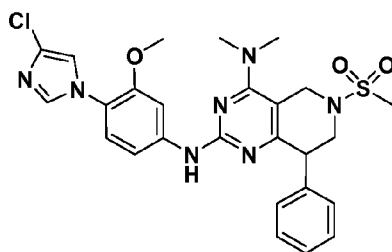
25



To a solution of Preparation AEq (0.22 g, 0.40 mmol) in THF was added borane-DMS (0.068 g, 0.89 mmol, 2 M in diethyl ether) at -0 °C. The reaction mixture was heated at 55 °C for 18 h. The reaction mixture was quenched with methanol and
 5 evaporated the solvent under reduced pressure to get crude compound. The crude compound was purified by prep-HPLC (aqueous 0.1% ammonium acetate in acetonitrile) get crude to give N4-ethyl-N2-(3-fluoro-4-(5-methyl-1H-1,2,4-triazol-1-yl)phenyl)-8-phenyl-6-(2,2,2-trifluoroethyl)-5,6,7,8-tetrahydropyrido[4,3-d]pyrimidine-2,4-diamine (0.030 g, 15%) as yellow solid. LC-MS (M+H)⁺ = 527.2. ¹H NMR (400 MHz, DMSO-
 10 d6): δ ppm 9.37 (1H, s), 8.04 (1H, s), 8.00 (1H, m), 7.42 (1H, m), 7.30-7.20 (6H, m), 6.84 (1H, m), 3.98 (1H, m), 3.73 (1H, m), 3.69 (1H, m), 3.57-3.48 (4H, m), 3.23 (1H, m), 2.99 (1H, m), 2.26 (3H, s), 1.23 (3H, t, J = 7.2 Hz).

Example 147

15 *N2-(4-(4-chloro-1H-imidazol-1-yl)-3-methoxyphenyl)-N4,N4-dimethyl-6-(methylsulfonyl)-8-phenyl-5,6,7,8-tetrahydropyrido[4,3-d]pyrimidine-2,4-diamine*

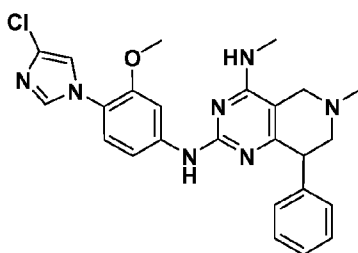


Using the methods of Preparation AEd, Preparation AEj, and Example 134, Preparation AEc was transformed into N2-(4-(4-chloro-1H-imidazol-1-yl)-3-methoxyphenyl)-N4,N4-dimethyl-6-(methylsulfonyl)-8-phenyl-5,6,7,8-
 20 tetrahydropyrido[4,3-d]pyrimidine-2,4-diamine. LC-MS (M-H)⁺ = 552.2. ¹H NMR (400 MHz, DMSO-d6): δ ppm 9.27 (1H, s), 7.91 (1H, s), 7.73 (1H, m), 7.42 (1H, m), 7.31 (2H,

m), 7.25-7.10 (5H, m), 4.46 (1H, m), 4.30-4.24 (2H, m), 3.83 (1H, m), 3.53 (3H, s), 3.28 (1H, m), 3.13 (6H, s), 3.09 (3H, s).

Example 148

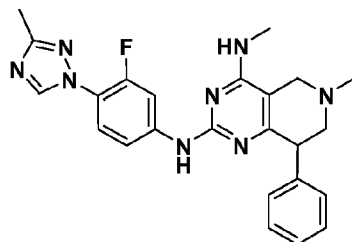
- 5 *N2-(4-(4-chloro-1H-imidazol-1-yl)-3-methoxyphenyl)-N4,6-dimethyl-8-phenyl-5,6,7,8-tetrahydropyrido[4,3-d]pyrimidine-2,4-diamine*



- A solution of Preparation A (0.26 g, 1.2 mmol), Preparation AFa (0.35 g, 1.2 mmol), Na₂CO₃ (0.25 g, 2.4 mmol) and xantphos (0.69 g, 1.2 mmol) in dioxane/water (9:1) was purged with argon for 1 h at room temperature. Pd(dba)₃ (0.55 g, 0.6 mmol) was added to the reaction mixture and the resulting solution was purged with argon for another 1 h. The reaction mass was heated at 110 °C for 24 h. The reaction mass was filtered through a bed of diamataceous earth (Celite[®]) and washed with ethyl acetate. The filtrate was evaporated under reduced pressure and the residue was diluted with water.
- 15 The aqueous solution was extracted with ethyl acetate (25 mL x 3). The combined organic layer was washed with brine solution (25 mL), dried over anhydrous Na₂SO₄ and evaporated under reduced pressure to get crude compound. The crude compound was purified by prep-HPLC (0.5% aqueous ammonium acetate in methanol) give N2-(4-(4-chloro-1H-imidazol-1-yl)-3-methoxyphenyl)-N4,6-dimethyl-8-phenyl-5,6,7,8-
- 20 tetrahydropyrido[4,3-d]pyrimidine-2,4-diamine (0.10 g, 18%) as off-white solid. LC-MS (M+H)⁺ = 476.2. ¹H NMR (400 MHz, DMSO-*d*₆): δ ppm 9.05 (1H, s), 8.05 (1H, s), 7.71 (1H, s), 7.40 (1H, s), 7.27-7.17 (5H, m), 7.15-7.06 (2H, m), 6.76 (1H, m), 3.94 (1H, m), 3.50 (3H, s), 3.39 (1H, m), 3.18 (1H, m), 2.95 (3H, d, *J* = 4.4 Hz), 2.51 (1H, m), 2.49 (1H, m), 2.12 (3H, s).
- 25 The example was separated by chiral chromatography to afford the enantiomers 148A and 148B, which had identical spectral data.

Example 149

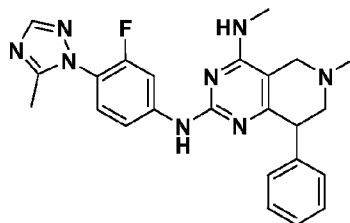
N2-(3-fluoro-4-(3-methyl-1H-1,2,4-triazol-1-yl)phenyl)-N4,6-dimethyl-8-phenyl-5,6,7,8-tetrahydropyrido[4,3-d]pyrimidine-2,4-diamine



- 5 A solution of Preparation B (0.21 g, 1.1 mmol), Preparation AFa (0.35 g, 1.2 mmol), Na₂CO₃ (0.25 g, 2.4 mmol) and xantphos (0.70 g, 1.1 mmol) in dioxane/water (9:1) was purged with argon for 1 h at room temperature. Pd(dba)₃ (0.55 g, 0.6 mmol) was added to the reaction mixture and the resulting solution was purged with argon for another 1 h. The reaction mass was heated at 110 °C for 24 h. The reaction mass was
- 10 filtered through a bed of diamataccous earth (Celite[®]) and washed with ethyl acetate. The filtrate was evaporated under reduced pressure and the residue was diluted with water. The aqueous solution was extracted with ethyl acetate (25 mL x 3). The combined organic layer was washed with brine solution (25 mL), dried over anhydrous Na₂SO₄ and evaporated under reduced pressure to get crude compound. The crude compound was
- 15 purified by prep-HPLC (0.5% aqueous ammonium acetate in methanol) give N2-(3-fluoro-4-(3-methyl-1H-1,2,4-triazol-1-yl)phenyl)-N4,6-dimethyl-8-phenyl-5,6,7,8-tetrahydropyrido[4,3-d]pyrimidine-2,4-diamine (0.2 g, 38%) as off-white solid. LC-MS (M+H)⁺ = 445.2. ¹H NMR (400 MHz, DMSO-*d*₆): δ ppm 9.33 (1H, s), 8.67 (1H, s), 8.05 (1H, m), 7.41 (2H, m), 7.3-7.20 (5H, m), 6.84 (1H, m), 3.96 (1H, m), 3.42 (1H, m), 3.25 (1H, m), 2.94 (3H, d, *J* = 4.4 Hz), 2.92 (1H, m), 2.71 (1H, m), 2.51 (3H, s), 2.40 (3H, s).
- 20

Example 150

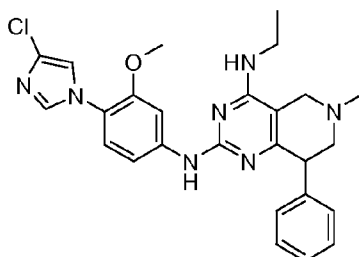
N2-(3-fluoro-4-(5-methyl-1H-1,2,4-triazol-1-yl)phenyl)-N4,6-dimethyl-8-phenyl-5,6,7,8-tetrahydropyrido[4,3-d]pyrimidine-2,4-diamine



A solution of Preparation C (0.23 g, 1.2 mmol), Preparation AFa (0.35 g, 1.2 mmol), Na_2CO_3 (0.25 g, 2.4 mmol) and xantphos (0.69 g, 1.2 mmol) in dioxane/water (9:1) was purged with argon for 1 h at room temperature. $\text{Pd}(\text{dba})_3$ (0.55 g, 0.6 mmol) was added to the reaction mixture and the resulting solution was purged with argon for another 1 h. The reaction mass was heated at 110 °C for 24 h. The reaction mass was filtered through a bed of diamataccous earth (Celite[®]) and washed with ethyl acetate. The filtrate was evaporated under reduced pressure and the residue was diluted with water. The aqueous solution was extracted with ethyl acetate (25 mL x 3). The combined organic layer was washed with brine solution (25 mL), dried over anhydrous Na_2SO_4 and evaporated under reduced pressure to get crude compound. The crude compound was purified by prep-HPLC (0.5% aqueous ammonium acetate in methanol) give N2-(3-fluoro-4-(5-methyl-1H-1,2,4-triazol-1-yl)phenyl)-N4,6-dimethyl-8-phenyl-5,6,7,8-tetrahydropyrido[4,3-d]pyrimidine-2,4-diamine (0.08 g, 15%) as off-white solid. LC-MS $(\text{M}+\text{H})^+ = 445.2$. ^1H NMR (400 MHz, $\text{DMSO}-d_6$): δ ppm 9.38 (1H, s), 8.06 (1H, m), 8.00 (1H, s), 7.44 (1H, m), 7.30-7.23 (5H, m), 7.18 (1H, m), 6.84 (1H, m), 3.95 (1H, m), 3.40 (1H, m), 3.22 (1H, m), 2.93 (3H, d, $J = 4.4$ Hz), 2.90 (1H, m), 2.86 (1H, m), 2.36 (3H, s), 2.26 (3H, s).

Example 151

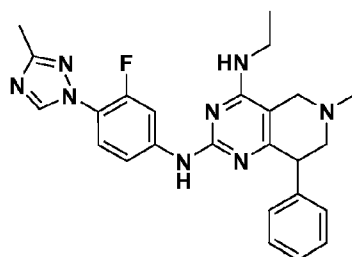
N2-(4-(4-chloro-1H-imidazol-1-yl)-3-methoxyphenyl)-N4-ethyl-6-methyl-8-phenyl-5,6,7,8-tetrahydropyrido[4,3-d]pyrimidine-2,4-diamine



- A solution of Preparation A (0.26 g, 1.19 mmol), Preparation AFb (0.4 g, 1.32 mmol), Na₂CO₃ (0.28 g, 2.64 mmol) and xantphos (0.76 g, 1.32 mmol) in dioxane/water (9: 1) was purged with argon for 1 h at room temperature. Pd(dba)₃ (0.60 g, 0.66 mmol) was added to the reaction mixture and the resulting solution was purged with argon for another 1 h. The reaction mass was heated at 110 °C for 24 h. The reaction mass was filtered through a bed of diamataceous earth (Celite[®]) and washed with ethyl acetate. The filtrate was evaporated under reduced pressure and the residue was diluted with water. The aqueous solution was extracted with ethyl acetate (50 mL x 2). The combined organic layer was washed with brine solution (50 mL), dried over anhydrous Na₂SO₄ and evaporated under reduced pressure to get crude compound. The crude compound was purified by prep-HPLC (0.5% aqueous ammonium acetate in methanol) to give N2-(4-(4-chloro-1H-imidazol-1-yl)-3-methoxyphenyl)-N4-ethyl-6-methyl-8-phenyl-5,6,7,8-tetrahydropyrido[4,3-d]pyrimidine-2,4-diamine (0.15 g, 24%) as off-white solid. LC-MS (M+H)⁺ = 490.2. ¹H NMR (400 MHz, DMSO-*d*6): δ ppm 9.01 (1H, s), 7.97 (1H, s), 7.71 (1H, s), 7.40 (1H, s), 7.39-7.20 (5H, m), 7.18-7.07 (2H, m), 6.70 (1H, m), 3.95 (1H, m), 3.57 (3H, s), 3.56 (2H, m), 3.47 (1H, m), 3.18 (1H, m), 2.85 (1H, m), 2.59 (1H, m), 2.34 (3H, s), 1.22 (3H, t, *J* = 7.2 Hz).
- The racemic mixture was separated by chiral chromatography to afford the enantiomers Example 151A and 151B, which had identical spectral data.

Example 152

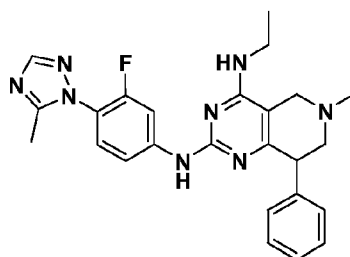
N4-ethyl-N2-(3-fluoro-4-(3-methyl-1H-1,2,4-triazol-1-yl)phenyl)-6-methyl-8-phenyl-5,6,7,8-tetrahydropyrido[4,3-d]pyrimidine-2,4-diamine



A solution of Preparation B (0.12 g, 0.59 mmol), Preparation AFb (0.20 g, 0.66 mmol), Na_2CO_3 (0.14 g, 1.32 mmol) and xantphos (0.38 g, 0.66 mmol) in dioxane/water (9: 1) was purged with argon for 1 h at room temperature. $\text{Pd}(\text{dba})_3$ (0.30 g, 0.33 mmol) was added to the reaction mixture and the resulting solution was purged with argon for another 1 h. The reaction mass was heated at 110 °C for 24 h. The reaction mass was filtered through a bed of diamataceous earth (Celite[®]) and washed with ethyl acetate. The filtrate was evaporated under reduced pressure and the residue was diluted with water. The aqueous solution was extracted with ethyl acetate (25 mL x 3). The combined organic layer was washed with brine solution (25 mL), dried over anhydrous Na_2SO_4 and evaporated under reduced pressure to get crude compound. The crude compound was purified by prep-HPLC (0.5% aqueous ammonium acetate in methanol) give N4-ethyl-N2-(3-fluoro-4-(3-methyl-1H-1,2,4-triazol-1-yl)phenyl)-6-methyl-8-phenyl-5,6,7,8-tetrahydropyrido[4,3-d]pyrimidine-2,4-diamine (0.03 g, 11%) as off-white solid. LC-MS $(\text{M}+\text{H})^+ = 459.2$. ^1H NMR (400 MHz, $\text{DMSO}-d_6$): δ ppm 9.31 (1H, s), 8.67 (1H, s), 8.04 (1H, m), 7.40 (2H, m), 7.29-7.17 (5H, m), 6.81 (1H, m), 3.95 (1H, m), 3.48 (2H, m), 3.43 (1H, m), 3.21 (1H, m), 2.91 (1H, m), 2.68 (1H, m), 2.38 (3H, s), 2.33 (3H, s), 1.23 (3H, t, $J = 7.2$ Hz).

20 Example 153

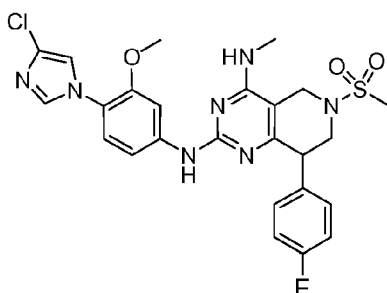
N4-ethyl-N2-(3-fluoro-4-(5-methyl-1H-1,2,4-triazol-1-yl)phenyl)-6-methyl-8-phenyl-5,6,7,8-tetrahydropyrido[4,3-d]pyrimidine-2,4-diamine



A solution of Preparation C (0.15 g, 0.82 mmol), Preparation AFb (0.25 g, 0.82 mmol), Na_2CO_3 (0.17 g, 1.6 mmol) and xantphos (0.42 g, 0.82 mmol) in dioxane/water (9: 1) was purged with argon for 1 h at room temperature. $\text{Pd}(\text{dba})_3$ (0.37 g, 0.41 mmol) was added to the reaction mixture and the resulting solution was purged with argon for another 1 h. The reaction mass was heated at 110 °C for 24 h. The reaction mass was filtered through a bed of diamataceous earth (Celite[®]) and washed with ethyl acetate. The filtrate was evaporated under reduced pressure and the residue was diluted with water. The aqueous solution was extracted with ethyl acetate (25 mL x 3). The combined organic layer was washed with brine solution (25 mL), dried over anhydrous Na_2SO_4 and evaporated under reduced pressure to get crude compound. The crude compound was purified by prep-HPLC (0.5% aqueous ammonium acetate in methanol) give N4-ethyl-N2-(3-fluoro-4-(5-methyl-1H-1,2,4-triazol-1-yl)phenyl)-6-methyl-8-phenyl-5,6,7,8-tetrahydropyrido[4,3-d]pyrimidine-2,4-diamine (0.06 g, 17%) as off-white solid. LC-MS $(\text{M}+\text{H})^+ = 459.2$. ^1H NMR (400 MHz, CDCl_3): δ ppm 7.93 (1H, s), 7.84 (1H, m), 7.34-7.27 (5H, m), 7.26-2.20 (2H, m), 7.05 (1H, m), 4.65 (1H, m), 4.11 (1H, m), 3.61-3.54 (2H, m), 3.39 (2H, m), 3.07 (1H, m), 2.81 (1H, m), 2.51 (3H, s), 2.37 (3H, s), 1.34 (3H, t, $J = 7.2$ Hz).

20 Example 154

N2-(4-(4-chloro-1H-imidazol-1-yl)-3-methoxyphenyl)-8-(4-fluorophenyl)-N4-methyl-6-(methylsulfonyl)-5,6,7,8-tetrahydropyrido[4,3-d]pyrimidine-2,4-diamine

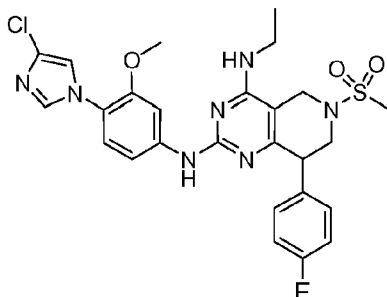


To a solution of Preparation AGk (0.08 g, 0.167 mmol) in dichloromethane was added diisopropylethylamine (0.043 g, 0.33 mmol) followed by methanesulfonyl chloride (0.029 g, 0.167 mmol) at 0 °C. The reaction mixture was stirred at room temperature for 1 h. The reaction mixture was diluted with dichloromethane, washed with water, evaporated under reduced pressure to get crude compound. The crude compound was purified by prep-HPLC (aqueous 0.1% ammonium acetate in acetonitrile) to give N2-(4-(4-chloro-1H-imidazol-1-yl)-3-methoxyphenyl)-8-(4-fluorophenyl)-N4-methyl-6-(methylsulfonyl)-5,6,7,8-tetrahydropyrido[4,3-d]pyrimidine-2,4-diamine (0.02 g, 23%) as off-white solid. LC-MS (M+H)⁺ = 558.0. ¹H NMR (400 MHz, DMSO-*d*₆): δ ppm 9.21 (1H, s), 8.0 (1H, s), 7.73 (1H, s), 7.42 (1H, s), 7.27 - 7.23 (2H, m), 7.16 - 7.12 (4H, m), 7.05 (1H, m), 4.20 (1H, m), 4.12 (1H, m), 4.05 (1H, m), 3.56 (3H, s), 3.51-3.47 (2H, m), 2.97 (3H, d, *J* = 4.0 Hz), 2.91 (3H, s).

The example was separated by chiral chromatography to afford the enantiomers 154A and 154B, which had identical spectral data.

Example 155

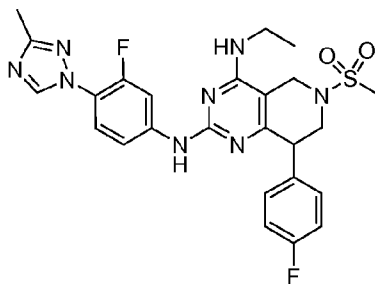
*N*2-(4-(4-chloro-1H-imidazol-1-yl)-3-methoxyphenyl)-N4-ethyl-8-(4-fluorophenyl)-6-(methylsulfonyl)-5,6,7,8-tetrahydropyrido[4,3-d]pyrimidine-2,4-diamine



To a solution of Preparation AGI (0.09 g, 0.018 mmol) in dichloromethane was added triethylamine (0.037 g, 0.36 mmol) followed by methanesulfonyl chloride (0.021 g, 0.182 mmol) at 0 °C. The reaction mixture was stirred at room temperature for 1 h. The reaction mixture was diluted with dichloromethane, washed with water, evaporated under reduced pressure to get crude compound. The crude compound was purified by prep-HPLC (aqueous 0.1% ammonium acetate in acetonitrile) to give N2-(4-(4-chloro-1H-imidazol-1-yl)-3-methoxyphenyl)-N4-ethyl-8-(4-fluorophenyl)-6-(methylsulfonyl)-5,6,7,8-tetrahydropyrido[4,3-d]pyrimidine-2,4-diamine (0.04 g, 39%) as off-white solid. LC-MS (M-H)⁺ = 572.0. ¹H NMR (400 MHz, DMSO-*d*₆): δ ppm 9.18 (1H, s), 7.95 (1H, s), 7.73 (1H, s), 7.42 (1H, s), 7.27 - 7.23 (2H, m), 7.17- 7.12 (4H, m), 6.99 (1H, m), 4.24 (1H, d, *J* = 14.0 Hz), 4.12 (1H, m), 4.04 (1H, d, *J* = 14.0 Hz), 3.56 (3H, s), 3.55-3.47 (4H, m), 2.92 (3H, s), 1.22 (3H, t, *J* = 7.2 Hz). The example was separated by chiral chromatography to afford the enantiomers 155A and 155B, which had identical spectral data.

Example 156

N4-ethyl-N2-(3-fluoro-4-(3-methyl-1H-1,2,4-triazol-1-yl)phenyl)-8-(4-fluorophenyl)-6-(methylsulfonyl)-5,6,7,8-tetrahydropyrido[4,3-d]pyrimidine-2,4-diamine



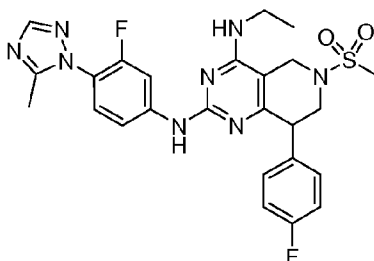
To a solution of Preparation AGm (0.30 g, 0.649 mmol) in dichloromethane was added diisopropylethylamine (0.168 g, 0.29 mmol) followed by methanesulfonyl chloride (0.07 g, 0.649 mmol) at 0 °C. The reaction mixture was stirred at room temperature for 1 h. The reaction mixture was diluted with dichloromethane, washed with water, evaporated under reduced pressure to get crude compound. The crude compound was purified by prep-HPLC (aqueous 0.1% ammonium acetate in acetonitrile) to give N4-ethyl-N2-(3-fluoro-4-(3-methyl-1H-1,2,4-triazol-1-yl)phenyl)-6-(methylsulfonyl)-8-phenyl-5,6,7,8-tetrahydropyrido[4,3-d]pyrimidine-2,4-diamine (0.250 g, 71%) as off-

white solid. LC-MS (M+H) = 541.2. ¹H NMR (400 MHz, DMSO-*d*₆): δ ppm 9.45 (1H, s), 8.69 (1H, s), 8.01 (1H, m), 7.47-7.40 (2H, m), 7.39-7.26 (2H, m), 7.15-7.07 (3H, m), 4.20 (1H, m), 4.12-4.06 (2H, m), 3.63 (1H, m), 3.54-3.48 (3H, m), 2.94 (3H, s), 2.34 (3H, s), 1.22 (3H, t, *J* = 7.2 Hz).

- 5 The example was separated by chiral chromatography to afford the enantiomers 156A and 156B, which had identical spectral data.

Example 157

*N*4-ethyl-*N*2-(3-fluoro-4-(5-methyl-1*H*-1,2,4-triazol-1-yl)phenyl)-6-(methylsulfonyl)-8-(4-fluorophenyl)-5,6,7,8-tetrahydropyrido[4,3-*d*]pyrimidine-2,4-diamine

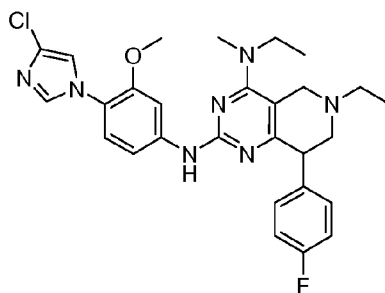


To a solution of Preparation AGn (0.25 g, 0.540 mmol) in dichloromethane was added diisopropylethylamine (0.139 g, 1.080 mmol) followed by methanesulfonyl chloride (0.06 g, 0.540 mmol) at 0 °C. The reaction mixture was stirred at room temperature for 1 h. The reaction mixture was diluted with dichloromethane, washed with water, evaporated under reduced pressure to get crude compound. The crude compound was purified by prep-HPLC (aqueous 0.1% ammonium acetate in acetonitrile) to give *N*4-ethyl-*N*2-(3-fluoro-4-(5-methyl-1*H*-1,2,4-triazol-1-yl)phenyl)-6-(methylsulfonyl)-8-(4-fluorophenyl)-5,6,7,8-tetrahydropyrido[4,3-*d*]pyrimidine-2,4-diamine (0.19 g, 73%) as off-white solid. LC-MS (M-H)⁺ = 541.2. ¹H NMR (400 MHz, DMSO-*d*₆): δ ppm 9.48 (1H, s), 8.01 (1H, m), 7.97 (1H, 1H), 7.43 (1H, m), 7.34-7.27 (3H, m), 7.15-7.11 (2H, m), 7.05 (1H, m), 4.23-4.07 (3H, m), 3.63 (1H, m), 3.55-3.48 (3H, m), 2.94 (3H, s), 2.28 (3H, s), 1.24 (3H, t, *J* = 7.2 Hz).

The example was separated by chiral chromatography to afford the enantiomers 157A and 157B, which had identical spectral data.

Example 158

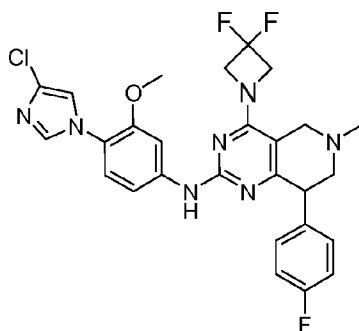
N2-(4-(4-chloro-1H-imidazol-1-yl)-3-methoxyphenyl)-N4,6-diethyl-8-(4-fluorophenyl)-N4-methyl-5,6,7,8-tetrahydropyrido[4,3-d]pyrimidine-2,4-diamine



- 5 To a solution of Preparation AGo (0.010 g, 0.019 mmol) in ethanol was added triethylamine (0.004 g, 0.039 mmol) at 0 °C followed by ethyl iodide (0.030 g, 0.019 mmol). The reaction mixture was heated at 80 °C for 18 h. The solvent was removed under reduced pressure and the residue was diluted with water. The aqueous solution was extracted with ethyl acetate (10 mL x 3). The combined organic layer was washed with
- 10 water, dried over anhydrous Na₂SO₄ and evaporated under reduced pressure to get crude compound. The crude compound was purified by prep-HPLC (aqueous 0.1% ammonium acetate in methanol) to give N2-(4-(4-chloro-1H-imidazol-1-yl)-3-methoxyphenyl)-N4,6-diethyl-8-(4-fluorophenyl)-N4-methyl-5,6,7,8-tetrahydropyrido[4,3-d]pyrimidine-2,4-diamine (0.04 g, 40%) as off-white solid. LC-MS (M+H)⁺ = 536.2. ¹H NMR (400 MHz, methanol-*d*₄): δ ppm 7.80 (1H, s), 7.67 (1H, s), 7.26-7.22 (3H, m), 7.13 (1H, m), 7.07-
- 15 7.00 (2H, m), 6.98 (1H, m), 4.23 (1H, m), 3.75 (1H, m), 3.56-3.48 (6H, m), 3.33 (1H, m), 3.28 (3H, s), 2.69-2.64 (2H, m), 2.53 (1H, m), 1.34 (3H, m), 1.30 (3H, m).

Example 159

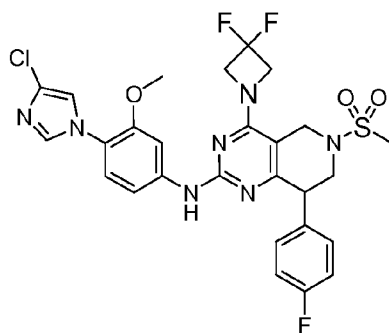
- 20 *N-(4-(4-chloro-1H-imidazol-1-yl)-3-methoxyphenyl)-4-(3,3-difluoroazetidin-1-yl)-8-(4-fluorophenyl)-6-methyl-5,6,7,8-tetrahydropyrido[4,3-d]pyrimidin-2-amine*



To a solution of Preparation AGp (0.03 g, 0.055 mmol) in acetone was added K_2CO_3 (0.011, 0.083 mmol) followed by methyl iodide (0.012 g, 0.083 mmol) at room temperature. The reaction mixture was stirred at room temperature for 2 h. The solvent was removed under reduced pressure and the residue was diluted with water. The aqueous solution was extracted with ethyl acetate (10 mL x 3). The combined organic layer was washed with water, dried over anhydrous Na_2SO_4 and evaporated under reduced pressure to get crude compound. The crude compound was purified by prep-HPLC (aqueous 0.1% ammonium acetate in methanol) to give N-(4-(4-chloro-1H-imidazol-1-yl)-3-methoxyphenyl)-4-(3,3-difluoroazetidin-1-yl)-8-(4-fluorophenyl)-6-methyl-5,6,7,8-tetrahydropyrido[4,3-d]pyrimidin-2-amine (0.007 g, 24%). LC-MS $(M+H)^+ = 556.2$. 1H NMR (400 MHz, $DMSO-d_6$): δ ppm 10.50 (1H, s), 9.56 (1H, s), 7.75 (1H, s), 7.43 (1H, s), 7.33-7.30 (2H, m), 7.25-7.18 (2H, m), 7.14 (1H, m), 4.09 (1H, m), 4.82-4.76 (2H, m), 4.64 (3H, m), 4.43 (3H, m), 3.88 (1H, m), 3.51 (3H, s), 2.97 (3H, s).

Example 160

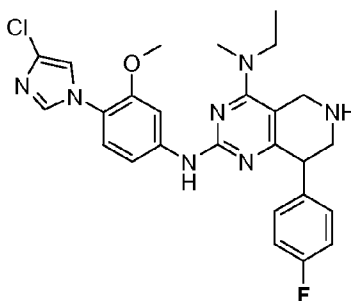
N-(4-(4-chloro-1H-imidazol-1-yl)-3-methoxyphenyl)-4-(3,3-difluoroazetidin-1-yl)-8-(4-fluorophenyl)-6-(methylsulfonyl)-5,6,7,8-tetrahydropyrido[4,3-d]pyrimidin-2-amine



To a solution of Preparation AGp (0.040 g, 0.073 mmol) in acetone was added Cs₂CO₃ (0.036 g, 0.11 mmol) followed by methanesulfonyl chloride (0.012 g, 0.11 mmol). The reaction mixture was stirred at room temperature for 2 h. The solvent was removed under reduced pressure and the residue was diluted with water. The aqueous solution was extracted with ethyl acetate (10 mL x 3). The combined organic layer was washed with water, dried over anhydrous Na₂SO₄ and evaporated under reduced pressure to get crude compound. The crude compound was purified by prep-HPLC (aqueous 0.1% ammonium acetate in methanol) to give (0.005 g, 12%) as off-white solid. LC-MS (M+H)⁺ = 620.0. ¹H NMR (400 MHz, DMSO-*d*₆): δ ppm 9.47 (1H, s), 7.85 (1H, s), 7.74 (1H, s), 7.43 (1H, s), 7.30-7.26 (2H, m), 7.18-7.09 (4H, m), 4.77-4.70 (4H, m), 4.36 (1H, m), 4.24 (2H, m), 3.66 (1H, m), 3.56 (3H, s), 3.44 (1H, m), 3.0 (3H, s). The example was separated by chiral chromatography to afford the enantiomers 160A and 160B, which had identical spectral data.

Example 161

*N*2-(4-(4-chloro-1H-imidazol-1-yl)-3-methoxyphenyl)-N4-ethyl-8-(4-fluorophenyl)-N4-methyl-5,6,7,8-tetrahydropyrido[4,3-*d*]pyrimidine-2,4-diamine

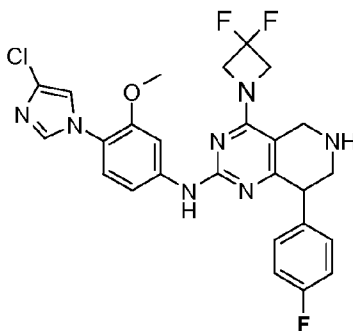


This compound is identical to Preparation AGo (vide supra).

20

Example 162

N-(4-(4-chloro-1H-imidazol-1-yl)-3-methoxyphenyl)-4-(3,3-difluoroazetidin-1-yl)-8-(4-fluorophenyl)-5,6,7,8-tetrahydropyrido[4,3-*d*]pyrimidin-2-amine



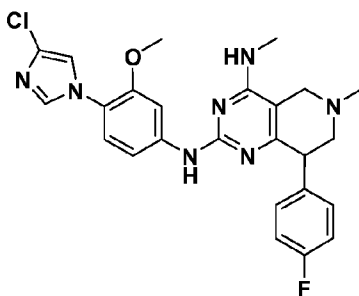
This compound is identical to Preparation AGp (vide supra).

The example was separated by chiral chromatography to yield the individual enantiomers 162A and 162B, which each had identical spectral data.

5

Example 163

*N*2-(4-(4-chloro-1H-imidazol-1-yl)-3-methoxyphenyl)-8-(4-fluorophenyl)-N4,6-dimethyl-5,6,7,8-tetrahydropyrido[4,3-d]pyrimidine-2,4-diamine



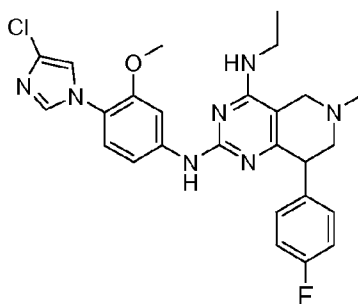
- 10 A solution of Preparation A (0.109 g, 0.49 mmol), Preparation AHa (0.15 g, 0.49 mmol), Na₂CO₃ (0.103 g, 0.98 mmol) and xantphos (0.283 g, 0.49 mmol) in dioxane/water (9: 1) was purged with argon for 1 h at room temperature. Pd(dba)₃ (0.253 g, 0.24 mmol) was added to the reaction mixture and the resulting solution was purged with argon for another 1 h. The reaction mass was heated at 110 °C for 24 h. The
- 15 reaction mass was filtered through a bed of diamataceous earth (Celite[®]) and washed with ethyl acetate. The filtrate was evaporated under reduced pressure and the residue was diluted with water. The aqueous solution was extracted with ethyl acetate (25 mL x 3). The combined organic layer was washed with brine solution (25 mL), dried over anhydrous Na₂SO₄ and evaporated under reduced pressure to get crude compound. The
- 20 crude compound was purified by prep-HPLC (0.5% aqueous ammonium acetate in

methanol) give N2-(4-(4-chloro-1H-imidazol-1-yl)-3-methoxyphenyl)-8-(4-fluorophenyl)-N4,6-dimethyl-5,6,7,8-tetrahydropyrido[4,3-d]pyrimidine-2,4-diamine (0.035 g, 14%) as off-white solid. LC-MS (M+H)⁺ = 494.2. ¹H NMR (400 MHz, DMSO-*d*₆): δ ppm 9.07 (1H, s), 8.32 (1H, s), 8.05 (1H, s), 7.72 (1H, s), 7.26 (2H, m), 7.14-7.05 (4H, m), 6.77 (1H, m), 3.96 (1H, m), 3.94 (3H, s), 3.42 (1H, m), 3.11 (1H, m), 2.92 (3H, d, *J* = 4.4 Hz), 2.82 (1H, m), 2.58 (1H, m), 2.33 (3H, s).

The racemic mixture was separated by chiral chromatography to afford the enantiomers Example 163A and 163B, which had identical spectral data.

10 Example 164

*N*2-(4-(4-chloro-1H-imidazol-1-yl)-3-methoxyphenyl)-N4-ethyl-8-(4-fluorophenyl)-6-methyl-5,6,7,8-tetrahydropyrido[4,3-d]pyrimidine-2,4-diamine



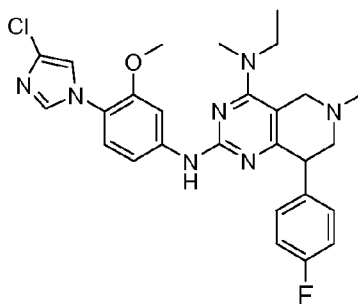
A solution of Preparation A (0.146 g, 0.650 mmol), Preparation AHb (0.210 g, 0.650 mmol), Na₂CO₃ (0.139 g, 1.30 mmol) and xantphos (0.378 g, 0.650 mmol) in dioxane/water (9: 1) was purged with argon for 1 h at room temperature. Pd(dba)₃ (0.338 g, 0.327 mmol) was added to the reaction mixture and the resulting solution was purged with argon for another 1 h. The reaction mass was heated at 110 °C for 24 h. The reaction mass was filtered through a bed of diamataceous earth (Celite[®]) and washed with ethyl acetate. The filtrate was evaporated under reduced pressure and the residue was diluted with water. The aqueous solution was extracted with ethyl acetate (50 mL x 2). The combined organic layer was washed with brine solution (50 mL), dried over anhydrous Na₂SO₄ and evaporated under reduced pressure to get crude compound. The crude compound was purified by prep-HPLC (0.5% aqueous ammonium acetate in methanol) to give N2-(4-(4-chloro-1H-imidazol-1-yl)-3-methoxyphenyl)-N4-ethyl-8-(4-fluorophenyl)-6-methyl-5,6,7,8-tetrahydropyrido[4,3-d]pyrimidine-2,4-diamine (0.022 g,

22%) as off-white solid. LC-MS (M+H)⁺ = 508.0. ¹H NMR (400 MHz, DMSO-*d*₆): δ ppm 9.07 (1H, s), 7.97 (1H, s), 7.73 (1H, s), 7.41 (1H, s), 7.29-7.23 (2H, m), 7.15-7.05 (4H, m), 6.73 (1H, m), 3.96 (1H, m), 3.56 (3H, s), 3.49-3.40 (3H, m), 3.13 (1H, m), 2.83 (1H, m), 2.62 (1H, m) 2.34 (3H, s), 1.21 (3H, t, *J* = 7.2 Hz).

- 5 The racemic mixture was separated by chiral chromatography to afford the enantiomers Example 164A and 164B, which had identical spectral data.

Example 165

10 *N*2-(4-(4-chloro-1*H*-imidazol-1-yl)-3-methoxyphenyl)-*N*4-ethyl-8-(4-fluorophenyl)-*N*4,6-dimethyl-5,6,7,8-tetrahydropyrido[4,3-*d*]pyrimidine-2,4-diamine



- A solution of Preparation A (0.18 g, 0.80 mmol), Preparation AHc (0.30 g, 0.89 mmol), Na₂CO₃ (0.190 g, 1.79 mmol) and xantphos (0.519 g, 0.89 mmol) in dioxane/water (9: 1) was purged with argon for 1 h at room temperature. Pd(dba)₃ (0.465 g, 0.440 mmol) was added to the reaction mixture and the resulting solution was purged with argon for another 1 h. The reaction mass was heated at 110 °C for 24 h. The reaction mass was filtered through a bed of diatomaceous earth (Celite[®]) and washed with ethyl acetate. The filtrate was evaporated under reduced pressure and the residue was diluted with water. The aqueous solution was extracted with ethyl acetate (20 mL x 3).
- 20 The combined organic layer was washed with brine solution (25 mL), dried over anhydrous Na₂SO₄ and evaporated under reduced pressure to get crude compound. The crude compound was purified by prep-HPLC (0.5% aqueous ammonium acetate in methanol) to give *N*2-(4-(4-chloro-1*H*-imidazol-1-yl)-3-methoxyphenyl)-*N*4-ethyl-8-(4-fluorophenyl)-*N*4,6-dimethyl-5,6,7,8-tetrahydropyrido[4,3-*d*]pyrimidine-2,4-diamine
- 25 (0.13 g, 28%) as off-brown solid. LC-MS (M+H)⁺ = 522.0. ¹H NMR (400 MHz, DMSO-*d*₆): δ ppm 9.13 (1H, s), 7.86 (1H, s), 7.73 (1H, s), 7.42 (1H, s), 7.24 (2H, m),

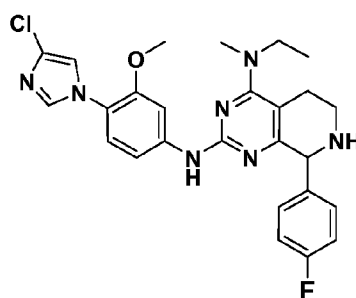
7.15-7.07 (4H, m), 4.13 (1H, m), 3.55 (3H, s), 3.47-3.41 (4H, m), 3.04 (3H, s), 2.99 (1H, m), 2.48 (1H, m), 2.34 (3H, s), 1.23 (3H, t, $J = 7.2$ Hz).

The racemic mixture was separated by chiral chromatography to afford the enantiomers Example 165A and 165B, which had identical spectral data.

5

Example 166

*N*2-(4-(4-chloro-1H-imidazol-1-yl)-3-methoxyphenyl)-N4-ethyl-8-(4-fluorophenyl)-N4-methyl-5,6,7,8-tetrahydropyrido[3,4-d]pyrimidine-2,4-diamine

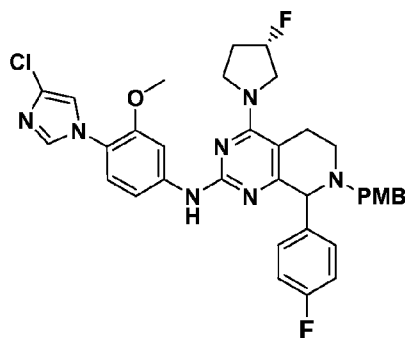


10 This example is the same compound as Preparation AII (vide supra).

Example 167

N-(4-(4-chloro-1H-imidazol-1-yl)-3-methoxyphenyl)-8-(4-fluorophenyl)-4-((*S*)-3-fluoropyrrolidin-1-yl)-7-(4-methoxybenzyl)-5,6,7,8-tetrahydropyrido[3,4-d]pyrimidin-2-amine

15



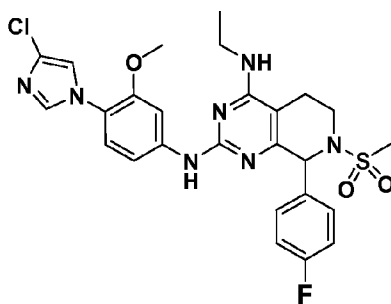
A solution of Preparation A (0.190 g, 0.851 mmol), Preparation AId (0.40 g, 0.851 mmol), Na₂CO₃ (0.180 g, 1.70 mmol) and xantphos (0.491 g, 0.851 mmol) in dioxane/water (9: 1) was purged with argon for 1 h at room temperature. Pd(dba)₃ (0.440 g, 0.425 mmol) was added to the reaction mixture and the resulting solution was purged with argon for another 1 h. The reaction mass was heated at 110 °C for 24 h. The

20

- reaction mass was filtered through a bed of diamataceous earth (Celite[®]) and washed with ethyl acetate. The filtrate was evaporated under reduced pressure and the residue was diluted with water. The aqueous solution was extracted with ethyl acetate (25 mL x 3). The combined organic layer was washed with brine solution (20 mL), dried over
- 5 anhydrous Na₂SO₄ and evaporated under reduced pressure to get crude compound. The crude compound was purified by column chromatography (60-120 mesh) using 50% ethyl acetate in pet-ether as mobile phase to give a mixture of two diastereomers N-(4-(4-chloro-1H-imidazol-1-yl)-3-methoxyphenyl)-8-(4-fluorophenyl)-4-((S)-3-fluoropyrrolidin-1-yl)-7-(4-methoxybenzyl)-5,6,7,8-tetrahydropyrido[3,4-d]pyrimidin-2-
- 10 amine (0.40 g, 88%, crude) as off-white solid. LC-MS (M+H)⁺ = 658.2. ¹H NMR (400 MHz, DMSO-*d*₆): δ ppm 8.95 (1H, s), 7.75 (1H, s), 7.74 (1H, s), 7.54 (2H, m), 7.43 (1H, s), 7.29 (1H, m), 7.22-7.14 (5H, m), 6.86 (2H, m), 5.34 (1H, m), 4.38 (1H, s), 4.03 (1H, m), 4.0 (3H, m), 3.72 (6H, s), 3.51 (1H, m), 3.33 (1H, m), 2.95 (2H, m), 2.51 (1H, m), 2.25-2.01 (3H, m).
- 15 The diastereomeric mixture was separated by chiral chromatography to afford two diastereomers Example 167A and 167B.

Example 168

- 20 *N*2-(4-(4-chloro-1H-imidazol-1-yl)-3-methoxyphenyl)-*N*4-ethyl-8-(4-fluorophenyl)-7-(methylsulfonyl)-5,6,7,8-tetrahydropyrido[3,4-d]pyrimidine-2,4-diamine



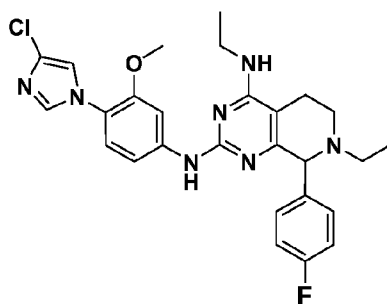
- To a solution of Preparation A1k (0.06 g, 0.121 mmol) in dichloromethane was added diisopropylethylamine (0.041 g, 0.243 mmol) at -10 °C followed by methanesulfonyl chloride (0.013 g, 0.121 mmol). The reaction mixture was stirred at
- 25 room temperature for 1 h. The reaction mixture was diluted with dichloromethane, washed with water, evaporated under reduced pressure to get crude compound. The crude compound was purified by prep-HPLC (aqueous 0.1% ammonium acetate in

acetonitrile) to give N2-(4-(4-chloro-1H-imidazol-1-yl)-3-methoxyphenyl)-N4-ethyl-8-(4-fluorophenyl)-7-(methylsulfonyl)-5,6,7,8-tetrahydropyrido[3,4-d]pyrimidine-2,4-diamine (0.020 g, 29%) as off-white solid. LC-MS (M+H)⁺ = 572.2. ¹H NMR (400 MHz, DMSO-*d*₆): δ ppm 9.23 (1H, s), 7.97 (1H, s), 7.74 (1H, s), 7.43 (1H, s), 7.35 (2H, m), 7.23-7.12 (4H, m), 7.0 (1H, m), 5.57 (1H, s), 3.85 (1H, m), 3.79 (3H, s), 3.54 (2H, m), 3.18 (1H, m), 2.88 (3H, s), 2.65 (2H, m), 1.24 (3H, t, *J* = 7.2 Hz).

The racemic mixture was separated by chiral chromatography to afford two enantiomers Example 168A and 168B.

10 Example 169

N2-(4-(4-chloro-1H-imidazol-1-yl)-3-methoxyphenyl)-N4,7-diethyl-8-(4-fluorophenyl)-5,6,7,8-tetrahydropyrido[3,4-d]pyrimidine-2,4-diamine

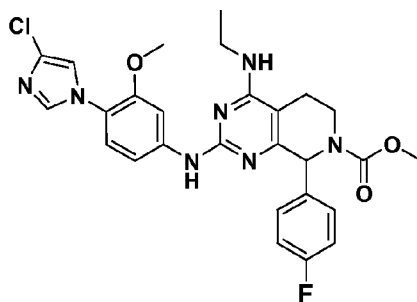


To a solution of Preparation A1k (0.20 g, 0.405 mmol) in dichloromethane was added diisopropylethylamine (0.104 g, 0.806 mmol) at -10 °C followed by ethyl iodide (0.31 g, 0.231 mmol). The reaction mixture was stirred at room temperature for 1 h. The reaction mixture was diluted with dichloromethane, washed with water, evaporated under reduced pressure to get crude compound. The crude compound was purified by prep-HPLC (aqueous 0.1% ammonium acetate in acetonitrile) to give N2-(4-(4-chloro-1H-imidazol-1-yl)-3-methoxyphenyl)-N4,7-diethyl-8-(4-fluorophenyl)-5,6,7,8-tetrahydropyrido[3,4-d]pyrimidine-2,4-diamine (0.110 g, 62%) as off-white solid. LC-MS (M+H)⁺ = 522.2. ¹H NMR (400 MHz, DMSO-*d*₆): δ ppm 8.90 (1H, s), 7.70 (1H, s), 7.73 (1H, s), 7.42 (1H, s), 7.28 (2H, m), 7.17 (4H, m), 6.78 (1H, m), 4.39 (1H, s), 3.65 (3H, s), 3.48 (2H, m), 3.13 (2H, m), 3.08 (1H, m), 2.51 (1H, m), 2.39 (2H, m), 1.22-1.19 (6H, m).

The racemic mixture was separated by chiral chromatography to afford two enantiomers Example 169A and 169B.

Example 170

methyl 2-(4-(4-chloro-1H-imidazol-1-yl)-3-methoxyphenylamino)-4-(ethylamino)-8-(4-fluorophenyl)-5,6-dihydropyrido[3,4-d]pyrimidine-7(8H)-carboxylate



5

To a solution of Preparation of AIk (0.10 g, 0.20 mmol) in dichloromethane was added triethylamine (0.019 g, 0.20 mmol) at -10 °C followed by methyl chloroformate (0.18 g, 0.20 mmol). The reaction mixture was stirred at room temperature for 1 h. The reaction mixture was diluted with dichloromethane, washed with water, evaporated under reduced pressure to get crude compound. The crude compound was purified by prep-HPLC (aqueous 0.1% ammonium acetate in acetonitrile) to give methyl 2-(4-(4-chloro-1H-imidazol-1-yl)-3-methoxyphenylamino)-4-(ethylamino)-8-(4-fluorophenyl)-5,6-dihydropyrido[3,4-d]pyrimidine-7(8H)-carboxylate (0.080 g, 76%) as off-white solid. LC-MS (M+H)⁺ = 552.2. ¹H NMR (400 MHz, DMSO-*d*₆): δ ppm 9.22 (1H, s), 7.96 (1H, s), 7.74 (1H, s), 7.48 (1H, s), 7.33 (2H, m), 7.20-7.13 (4H, m), 6.98 (1H, m), 4.06 (1H, s), 3.82 (1H, m), 3.75 (3H, s), 3.68 (3H, s), 3.56 (2H, m), 3.02 (1H, m), 2.33 (2H, m), 1.21 (3H, t, *J* = 7.2 Hz).

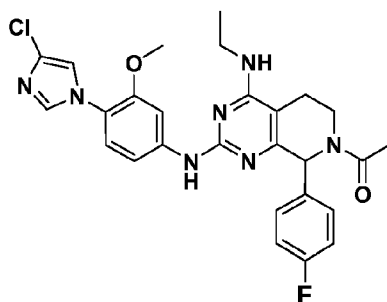
15

The racemic mixture was separated by chiral chromatography to afford two enantiomers Example 170A and 170B.

20

Example 171

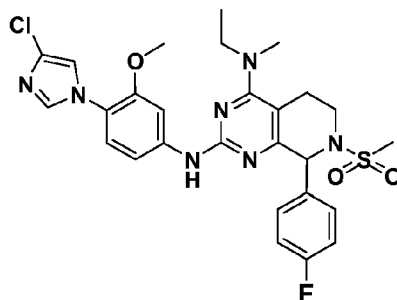
1-(2-(4-(4-chloro-1H-imidazol-1-yl)-3-methoxyphenylamino)-4-(ethylamino)-8-(4-fluorophenyl)-5,6-dihydropyrido[3,4-d]pyrimidin-7(8H)-yl)ethanone



To a solution of Preparation AII (0.052 g, 0.101 mmol) in dichloromethane was added triethylamine (0.012 g, 0.126 mmol) at -10 °C followed by acetyl chloride (0.007 g, 0.01 mmol). The reaction mixture was stirred at room temperature for 1 h. The reaction mixture was diluted with dichloromethane, washed with water, evaporated under reduced pressure to get crude compound. The crude compound was purified by prep-HPLC (aqueous 0.1% ammonium acetate in acetonitrile) to give 1-(2-(4-(4-chloro-1H-imidazol-1-yl)-3-methoxyphenylamino)-4-(ethylamino)-8-(4-fluorophenyl)-5,6-dihydropyrido[3,4-d]pyrimidin-7(8H)-yl)ethanone (0.040 g, 72%) as off-white solid. LC-MS (M+H)⁺ = 536.2. ¹H NMR (400 MHz, DMSO-*d*₆): δ ppm 9.25 (1H, s), 8.0 (1H, s), 7.75 (1H, s), 7.43 (1H, s), 7.32 (2H, m), 7.21-7.14 (4H, m), 6.99 (1H, m), 6.36 (1H, sb), 3.95 (1H, m), 3.90 (2H, m), 3.57 (3H, s), 3.49 (1H, m), 3.20 (1H, m), 2.34 (1H, m), 2.12 (3H, s), 1.22 (3H, t, *J* = 7.2 Hz).

Example 172

*N*2-(4-(4-chloro-1H-imidazol-1-yl)-3-methoxyphenyl)-*N*4-ethyl-8-(4-fluorophenyl)-*N*4-methyl-7-(methanesulfonyl)-5,6,7,8-tetrahydropyrido[3,4-d]pyrimidine-2,4-diamine



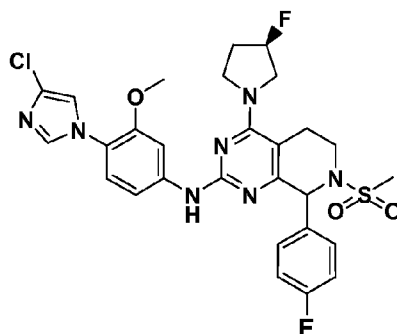
To a solution of Preparation AII (0.070 g, 0.138 mmol) in dichloromethane was added diisopropylethylamine (0.047 g, 0.276 mmol) at -10 °C followed by methanesulfonyl chloride (0.015 g, 0.138 mmol). The reaction mixture was stirred at

room temperature for 1 h. The reaction mixture was diluted with dichloromethane, washed with water, evaporated under reduced pressure to get crude compound. The crude compound was purified by prep-HPLC (aqueous 0.1% ammonium acetate in acetonitrile) to give N2-(4-(4-chloro-1H-imidazol-1-yl)-3-methoxyphenyl)-N4-ethyl-8-(4-fluorophenyl)-N4-methyl-7-(methylsulfonyl)-5,6,7,8-tetrahydropyrido[3,4-d]pyrimidine-2,4-diamine (0.030 g, 37%) as off-white solid. LC-MS (M+H)⁺ = 586.2. ¹H NMR (400 MHz, DMSO-*d*₆): δ ppm 9.26 (1H, s), 7.80 (1H, s), 7.74 (1H, s), 7.43 (1H, s), 7.34 (2H, m), 7.32-7.16 (4H, m), 5.65 (1H, s), 3.55 (1H, m), 3.53 (3H, s), 3.51 (2H, m), 3.18 (1H, m), 3.08 (3H, s), 2.91 (3H, s), 2.67 (1H, m), 1.22 (3H, m).

The racemic mixture was separated by chiral chromatography to afford two enantiomers Example 172A and 172B.

Example 173

N-(4-(4-chloro-1H-imidazol-1-yl)-3-methoxyphenyl)-8-(4-fluorophenyl)-4-((*R*)-3-fluoropyrrolidin-1-yl)-7-(methylsulfonyl)-5,6,7,8-tetrahydropyrido[3,4-d]pyrimidin-2-amine

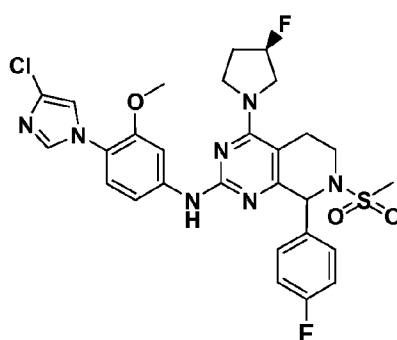


To a solution of Preparation AIm (0.041 g, 0.074 mmol) in dichloromethane was added diisopropylethylamine (0.019 g, 0.148 mmol) at -10 °C followed by addition of methanesulfonyl chloride (0.008 g, 0.074 mmol). The reaction mixture was stirred at room temperature for 1 h. The reaction mixture was diluted with dichloromethane, washed with water, evaporated under reduced pressure to get crude compound. The crude compound was purified by prep-HPLC (aqueous 0.1% ammonium acetate in acetonitrile) to N-(4-(4-chloro-1H-imidazol-1-yl)-3-methoxyphenyl)-8-(4-fluorophenyl)-4-((*R*)-3-fluoropyrrolidin-1-yl)-7-(methylsulfonyl)-5,6,7,8-tetrahydropyrido[3,4-d]pyrimidin-2-amine (0.010 g, 20%) as off-white solid. LC-MS (M+H)⁺ = 616.0. ¹H

NMR (400 MHz, DMSO-*d*₆): δ ppm 9.27 (1H, s), 7.84 (1H, s), 7.75 (1H, s), 7.43 (1H, s), 7.38 (2H, m), 7.22-7.17 (4H, m), 5.50 (1H, s), 4.11 (1H, m), 4.04 (3H, m), 3.82 (1H, m), 3.51 (3H, s), 3.23 (2H, m), 3.05 (2H, m), 2.95 (3H, s), 2.23 (2H, m).

5 Example 174

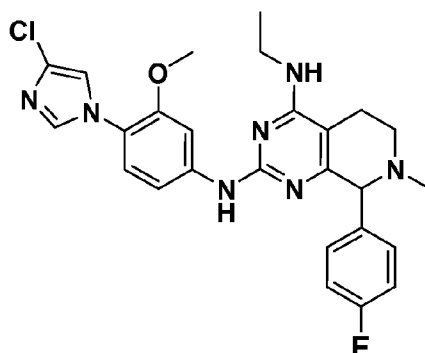
N-(4-(4-chloro-1H-imidazol-1-yl)-3-methoxyphenyl)-8-(4-fluorophenyl)-4-((*R*)-3-fluoropyrrolidin-1-yl)-7-(methylsulfonyl)-5,6,7,8-tetrahydropyrido[3,4-*d*]pyrimidin-2-amine



- 10 To a solution of Preparation AIn (0.041 g, 0.074 mmol) in dichloromethane was added diisopropylethylamine (0.019 g, 0.148 mmol) at -10 °C followed by addition of methanesulfonyl chloride (0.008 g, 0.074 mmol). The reaction mixture was stirred at room temperature for 1 h. The reaction mixture was diluted with dichloromethane, washed with water, evaporated under reduced pressure to get crude compound. The
- 15 crude compound was purified by prep-HPLC (aqueous 0.1% ammonium acetate in acetonitrile) to *N*-(4-(4-chloro-1H-imidazol-1-yl)-3-methoxyphenyl)-8-(4-fluorophenyl)-4-((*R*)-3-fluoropyrrolidin-1-yl)-7-(methylsulfonyl)-5,6,7,8-tetrahydropyrido[3,4-*d*]pyrimidin-2-amine (0.012 g, 20.6%) as off-white solid. LC-MS ($M+H$)⁺ = 616.0. ¹H
- 20 NMR (400 MHz, DMSO-*d*₆): δ ppm 9.25 (1H, s), 7.83 (1H, s), 7.74 (1H, s), 7.42 (1H, s), 7.33 (2H, m), 7.22-7.12 (4H, m), 5.76 (1H, s), 5.57 (1H, m), 4.07 (1H, m), 3.99-3.90 (3H, m), 3.88 (1H, m), 3.54 (3H, s), 3.27 (1H, m), 3.11 (1H, m), 2.93 (3H, s), 2.85 (1H, m), 2.23 (2H, m).

Example 175

- 25 *N*2-(4-(4-chloro-1H-imidazol-1-yl)-3-methoxyphenyl)-*N*4-ethyl-8-(4-fluorophenyl)-7-methyl-5,6,7,8-tetrahydropyrido[3,4-*d*]pyrimidine-2,4-diamine

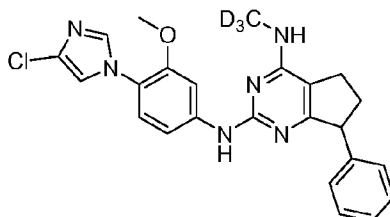


Preparation A1k was combined with methyl iodide in the manner of Example 169 to give N²-(4-(4-chloro-1H-imidazol-1-yl)-3-methoxyphenyl)-N⁴-ethyl-8-(4-fluorophenyl)-7-methyl-5,6,7,8-tetrahydropyrido[3,4-d]pyrimidine-2,4-diamine.

5

Example 176

N²-(4-(4-Chloro-1H-imidazol-1-yl)-3-methoxyphenyl)-N⁴-trideuteromethyl-7-phenyl-6,7-dihydro-5H-cyclopenta[d]pyrimidine-2,4-diamine



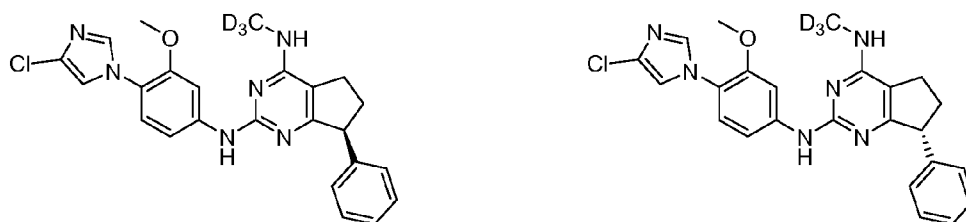
A solution of 2-chloro-*N*-trideuteromethyl-7-phenyl-6,7-dihydro-5H-cyclopenta[d]pyrimidin-4-amine (121.2 mg, 0.461 mmol) and 4-(4-chloro-1H-imidazol-1-yl)-3-methoxyaniline (103 mg, 0.461 mmol) in THF (1 mL) and acetic acid (1.000 mL) was heated at 80 °C overnight. The reaction mixture was purified by a reverse-phase preparative HPLC method to give *N²-(4-(4-chloro-1H-imidazol-1-yl)-3-methoxyphenyl)-N⁴-trideuteromethyl-7-phenyl-6,7-dihydro-5H-cyclopenta[d]pyrimidine-2,4-diamine*, TFA salt (114.3 mg, 43%) as brown solid. LC-MS (M+H)⁺ = 450.0. ¹H NMR (500 MHz, CDCl₃) δ ppm 8.86 (1H, s), 7.88 (1H, t, *J*=8.4 Hz), 7.22 - 7.31 (4H, m), 7.19 (1H, d, *J*=8.9 Hz), 7.07 (3H, t, *J*=8.7 Hz), 4.27 (1H, t, *J*=8.5 Hz), 3.73 (3H, s), 2.45 - 2.59 (1H, m), 2.38 (1H, d, *J*=7.6 Hz), 2.30 (1H, d, *J*=3.7 Hz), 1.95 - 2.06 (1H, m).

20

Examples 176A and 176B

(*S*)-*N*²-(4-(4-chloro-1*H*-imidazol-1-yl)-3-methoxyphenyl)-*N*⁴-trideuteromethyl-7-phenyl-6,7-dihydro-5*H*-cyclopenta[*d*]pyrimidine-2,4-diamine
and

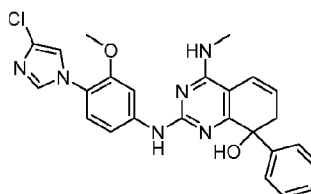
- 5 (*R*)-*N*²-(4-(4-chloro-1*H*-imidazol-1-yl)-3-methoxyphenyl)-*N*⁴-trideuteromethyl-7-phenyl-6,7-dihydro-5*H*-cyclopenta[*d*]pyrimidine-2,4-diamine



- A racemic mixture of *N*²-(4-(4-chloro-1*H*-imidazol-1-yl)-3-methoxyphenyl)-*N*⁴-trideuteromethyl-7-phenyl-6,7-dihydro-5*H*-cyclopenta[*d*]pyrimidine-2,4-diamine (133
10 mg, 0.206 mmol from *Example 176*) was purified using chiral supercritical fluid chromatography (SFC) to afford 28.4 mg of peak A (*Example 176A*) and 27.4 mg of peak B (*Example 176B*). SFC Method: Chiralpak OJ-H (30 x 250 mm, 5 μM), 40 % methanol (0.1% diethylamine) in CO₂, 35 °C, flow rate 70 mL/min for 16 min, absorbance 268 nm, injection 1mL of 22 mg/mL solution in methanol (multiple stacked injections), *t*_R (peak
15 A) = 5.0 min, *t*_R (peak B) 11.2 min. The absolute stereochemistry of individual enantiomers (*Examples 176A and 176B*) was not determined. LC-MS and ¹H NMR analytical data for the separated enantiomers was identical to the racemate (*Example 176*).

20 *Example 177*

2-(4-(4-chloro-1*H*-imidazol-1-yl)-3-methoxyphenylamino)-4-(methylamino)-8-phenyl-7,8-dihydroquinazolin-8-ol

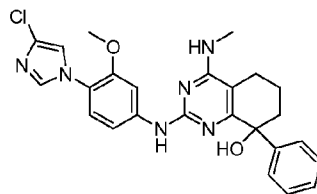


- A solution of 2-chloro-4-(methylamino)-8-phenyl-7,8-dihydroquinazolin-8-ol (25
25 mg) and 4-(4-chloro-1*H*-imidazol-1-yl)-3-methoxyaniline (29 mg) in dioxane (0.2 mL)

and acetic acid (0.2 mL) was heated at 85 °C for 4 h. THF was removed in vacuo, and the residue was purified by reverse phase preparative to give the title compound (as its TFA salt) as an oil (18 mg). LC-MS (M+H)⁺ = 475.26. ¹H NMR (TFA salt, 500 MHz, CD₃OD) δ ppm 7.2-7.9 (m), 6.56 (1H, m), 6.18 (1H, m), 3.94 (3H, s), 3.20 (3H, s), 3.10 (2H, m).

Example 178

2-(4-(4-chloro-1H-imidazol-1-yl)-3-methoxyphenylamino)-4-(methylamino)-8-phenyl-5,6,7,8-tetrahydroquinazolin-8-ol

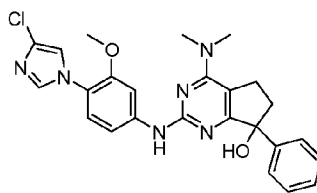


10

The title compound as its TFA salt form was made in the same fashion as described in Example 177. LC-MS (M+H)⁺ = 477.28. ¹H NMR (TFA salt, 500 MHz, CD₃OD) δ ppm 7.1-8.0 (m), 3.88 (3H, s), 3.18 (3H, s), 1.2-2.5 (6H, m).

Example 179

2-(4-(4-chloro-1H-imidazol-1-yl)-3-methoxyphenylamino)-4-(dimethylamino)-7-phenyl-6,7-dihydro-5H-cyclopenta[d]pyrimidin-7-ol

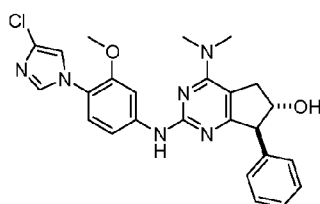


The mixture of 4-(4-chloro-1H-imidazol-1-yl)-3-methoxyaniline (37.1 mg, 0.166 mmol), 2-chloro-4-(dimethylamino)-7-phenyl-6,7-dihydro-5H-cyclopenta[d]pyrimidin-7-ol (40 mg, 0.138 mmol), Pd₂(dba)₃ (5.06 mg, 5.52 μmol), xanphos (7.99 mg, 0.014 mmol) and Cs₂CO₃ (135 mg, 0.414 mmol) was heated at 100 °C overnight. The crude product was purified by Prep-HPLC (Column: PHENOMENEX LUNA C18 30 x100 mm, Solvent A = 10 mM Ammonium Acetate in 95 : 5 H₂O / ACN, Solvent B = 10 mM Ammonium Acetate in 5 : 95 H₂O / ACN, Flow rate: 40 ml / min, 35 -100% B, 30 min) to give the title compound as its TFA salt (32 mg). LC-MS (M+H)⁺ = 477.19. ¹H

NMR (TFA salt, 500 MHz, CD₃OD) δ ppm 6.8-7.8 (m), 3.64 (3H, s), 3.30 (6H, s), 3.0-3.2 (2H, m), and 2.4 (2H, m).

Example 180

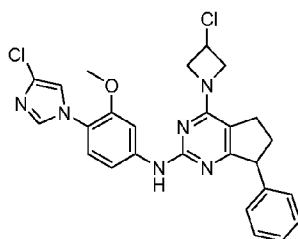
- 5 (6*S*,7*S*)-2-(4-(4-chloro-1*H*-imidazol-1-yl)-3-methoxyphenylamino)-4-(dimethylamino)-7-phenyl-6,7-dihydro-5*H*-cyclopenta[*d*]pyrimidin-6-ol



- The reaction was carried out in the same fashion as described in Example 177, but the purification method is different. The crude product was purified by preparative TLC
10 eluting with 50% acetone/hexanes to give the title compound as an oil. LC-MS (M+H)⁺ = 477.13. ¹H NMR (500 MHz, CDCl₃) δ ppm 6.8-7.9 (m), 4.48 (1H, m), 4.07 (1H, m), 3.58 (1H, m), 3.50 (3H, s), 3.28 (6H, s), 3.12 (1H, m).

Example 181

- 15 *N*-(4-(4-chloro-1*H*-imidazol-1-yl)-3-methoxyphenyl)-4-(3-chloroazetidin-1-yl)-7-phenyl-6,7-dihydro-5*H*-cyclopenta[*d*]pyrimidin-2-amine

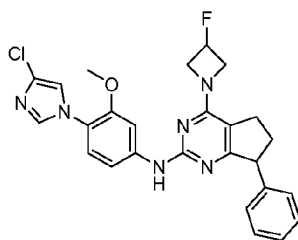


- In a manner similar to that described in Example 8, Preparation A and Preparation Gi were reacted to give *N*-(4-(4-chloro-1*H*-imidazol-1-yl)-3-methoxyphenyl)-4-(3-chloroazetidin-1-yl)-7-phenyl-6,7-dihydro-5*H*-cyclopenta[*d*]pyrimidin-2-amine. LC-MS
20 (M+H)⁺ = 507.2. ¹H NMR (500 MHz, CHLOROFORM-*d*) δ ppm 10.71 (d, *J*=19.84 Hz, 1 H) 8.50 (d, *J*=1.53 Hz, 1 H) 7.45 (dd, *J*=8.85, 1.83 Hz, 1 H) 7.24 - 7.40 (m, 5 H) 7.18 - 7.23 (m, 2 H) 5.12 (br. s., 1 H) 4.76 - 4.95 (m, 2 H) 4.71 (d, *J*=10.68 Hz, 1 H) 4.35 - 4.54 (m, 2 H) 3.88 (s, 3 H) 3.12 (d, *J*=14.65 Hz, 1 H) 3.01 (dd, *J*=19.99, 6.26 Hz, 1 H) 2.68 -
25 2.85 (m, 1 H) 2.24 - 2.42 (m, 1 H).

The individual enantiomers were separated by chiral SFC chromatography to yield examples 181A and 181B.

Example 182

- 5 *N*-(4-(4-chloro-1*H*-imidazol-1-yl)-3-methoxyphenyl)-4-(3-fluoroazetidin-1-yl)-7-phenyl-6,7-dihydro-5*H*-cyclopenta[*d*]pyrimidin-2-amine

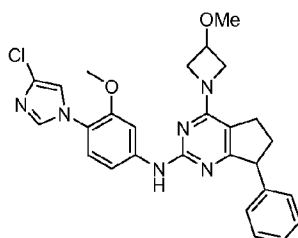


- In a manner similar to that described in Example 8, Preparation A and Preparation Gj were reacted to give *N*-(4-(4-chloro-1*H*-imidazol-1-yl)-3-methoxyphenyl)-4-(3-fluoroazetidin-1-yl)-7-phenyl-6,7-dihydro-5*H*-cyclopenta[*d*]pyrimidin-2-amine. LC-MS
 10 (M+H)⁺ = 491.2. ¹H NMR (500 MHz, CHLOROFORM-*d*) δ ppm 11.07 (br. s., 1 H) 8.30 (br. s., 1 H) 7.45 (d, *J*=8.55 Hz, 2 H) 7.38 (br. s., 3 H) 7.33 (d, *J*=4.88 Hz, 2 H) 7.13 - 7.31 (m, 1 H) 5.50 – 5.61 (m, 1 H) 4.91 (br. s., 1 H) 4.71 (br. s., 2 H) 4.43 (br. s., 2 H) 3.89 (br. s., 3 H) 3.14 (br. s., 1 H) 3.03 (d, *J*=18.92 Hz, 1 H) 2.75 (br. s., 1 H) 2.20 - 2.39
 15 (m, 1 H).

The individual enantiomers were separated by chiral SFC chromatography to yield examples 182A and 182B.

Example 183

- 20 *N*-(4-(4-chloro-1*H*-imidazol-1-yl)-3-methoxyphenyl)-4-(3-methoxyazetidin-1-yl)-7-phenyl-6,7-dihydro-5*H*-cyclopenta[*d*]pyrimidin-2-amine



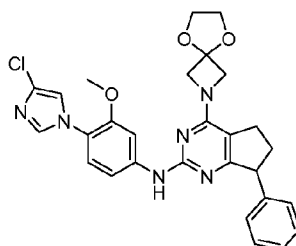
In a manner similar to that described in Example 8, Preparation A and Preparation Gk were reacted to give *N*-(4-(4-chloro-1*H*-imidazol-1-yl)-3-methoxyphenyl)-4-(3-

methoxyazetidin-1-yl)-7-phenyl-6,7-dihydro-5H-cyclopenta[d]pyrimidin-2-amine. LC-MS (M+H)⁺ = 503.2. ¹H NMR (500 MHz, CHLOROFORM-*d*) δ ppm 7.73 (1 H, br. s.), 7.49 (1 H, s), 7.30 - 7.35 (2 H, m), 7.22 (4 H, t, *J*=8.24 Hz), 7.04 - 7.07 (1 H, m), 7.00 (1 H, s), 6.90 (1 H, br. s.), 4.45 - 4.52 (2 H, m), 4.33 - 4.39 (1 H, m), 4.16 - 4.23 (3 H, m), 3.57 (3 H, s), 2.98 - 3.07 (1 H, m), 2.85 - 2.96 (1 H, m), 2.55 - 2.67 (1 H, m, *J*=13.28, 8.77, 8.77, 4.58 Hz), 2.06 - 2.16 (1 H, m).

The individual enantiomers were separated by chiral SFC chromatography to yield examples 183A and 183B.

10 Example 184

N-(4-(4-chloro-1H-imidazol-1-yl)-3-methoxyphenyl)-7-phenyl-4-(5,8-dioxo-2-azaspiro[3.4]octan-2-yl)-6,7-dihydro-5H-cyclopenta[d]pyrimidin-2-amine



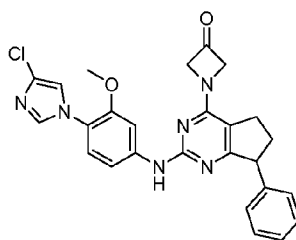
The mixture of 2-(2-chloro-7-phenyl-6,7-dihydro-5H-cyclopenta[d]pyrimidin-4-yl)-5,8-dioxo-2-azaspiro[3.4]octane (Preparation G1) (23 mg, 0.067 mmol), 4-(4-chloro-1H-imidazol-1-yl)-3-methoxyaniline (Preparation A) (17.95 mg, 0.080 mmol), Tris(dibenzylideneacetone)dipalladium(0) (3.06 mg, 3.34 μmol), (9,9-dimethyl-9H-xanthene-4,5-diyl)bis(diphenylphosphine) (3.87 mg, 6.69 μmol) and sodium carbonate (14.18 mg, 0.134 mmol) in Dioxane (319 μL) / Water (63.7 μL) was heated at 100 °C overnight. The crude product was purified by Prep-HPLC (Solvent A = 10% MeOH - 90% H₂O - 0.1% TFA, Solvent B = 90% MeOH - 10% H₂O - 0.1% TFA. Column: PHENOMENEX LUNA 30 x 100mm, S10, Flow rate: 40 ml / min, 30 - 100% B, 30 min) to obtain *N*-(4-(4-chloro-1H-imidazol-1-yl)-3-methoxyphenyl)-7-phenyl-4-(5,8-dioxo-2-azaspiro[3.4]octan-2-yl)-6,7-dihydro-5H-cyclopenta[d]pyrimidin-2-amine, TFA (17 mg, 0.024 mmol, 35.5 % yield).

LC-MS (M+H)⁺ = 531.1 ¹H NMR (500 MHz, CHLOROFORM-*d*) δ ppm 11.39 (s, 1 H) 8.09 (s, 1 H) 7.45 (d, *J*=8.55 Hz, 1 H) 7.35 - 7.42 (m, 4 H) 7.19 - 7.34 (m, 1 H) 7.15 (s, 2 H) 4.73 (br. s., 2 H) 4.51 (br. s., 2 H) 4.42 (dd, *J*=8.70, 4.12 Hz, 1 H) 4.09 (d, *J*=3.66 Hz,

4 H) 3.87 (s, 3 H) 3.12 (dd, $J=14.34$, 7.02 Hz, 1 H) 2.90 - 3.05 (m, 1 H) 2.67 - 2.81 (m, 1 H) 2.29 (ddd, $J=9.16$, 4.43, 4.12 Hz, 1 H).

Example 185

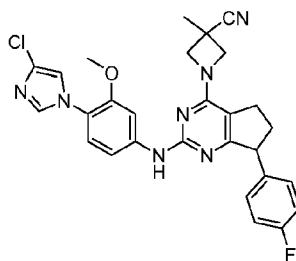
- 5 1-(2-(4-(4-chloro-1H-imidazol-1-yl)-3-methoxyphenylamino)-7-phenyl-6,7-dihydro-5H-cyclopenta[d]pyrimidin-4-yl)azetidin-3-one



- The mixture of N-(4-(4-chloro-1H-imidazol-1-yl)-3-methoxyphenyl)-7-phenyl-4-(5,8-dioxa-2-azaspiro[3.4]octan-2-yl)-6,7-dihydro-5H-cyclopenta[d]pyrimidin-2-amine
 10 (Example 184) (12 mg, 0.023 mmol) in Acetone (161 μ L) / Water (32.3 μ L) / HClO₄, 70% (32.3 μ L) was heated at 50 °C overnight. The crude product was purified by Prep-HPLC to get 1-(2-(4-(4-chloro-1H-imidazol-1-yl)-3-methoxyphenylamino)-7-phenyl-6,7-dihydro-5H-cyclopenta[d]pyrimidin-4-yl)azetidin-3-one (2.5 mg, 4.62 μ mol, 20.5 % yield). LC-MS ($M+H$)⁺ = 487.2 ¹H NMR (500 MHz, CHLOROFORM-*d*) δ ppm 7.57
 15 (s, 1 H) 7.42 (t, $J=7.63$ Hz, 3 H) 7.26 - 7.38 (m, 3 H) 7.12 - 7.26 (m, 2 H) 7.00 - 7.12 (m, 1 H) 5.23 (br. s., 4 H) 4.43 (br. s., 1 H) 3.68 - 3.79 (m, 3 H) 3.10 - 3.27 (m, 1 H) 2.93 - 3.08 (m, 1 H) 2.71 - 2.84 (m, 1 H) 2.37 (br. s., 1 H).

Example 186

- 20 1-(2-(4-(4-chloro-1H-imidazol-1-yl)-3-methoxyphenylamino)-7-(4-fluorophenyl)-6,7-dihydro-5H-cyclopenta[d]pyrimidin-4-yl)-3-methylazetidine-3-carbonitrile

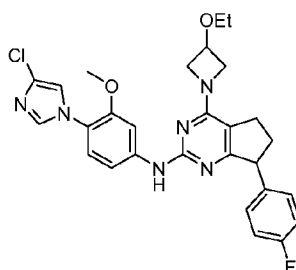


In a manner similar to that described in Example 184, Preparation Hac and Preparation A were combined to obtain 1-(2-(4-(4-chloro-1H-imidazol-1-yl)-3-

methoxyphenylamino)-7-(4-fluorophenyl)-6,7-dihydro-5H-cyclopenta[d]pyrimidin-4-yl)-
3-methylazetidine-3-carbonitrile. LC-MS (M+H)⁺ = 530.1 ¹H NMR (500 MHz,
CHLOROFORM-*d*) δ ppm 11.50 (br. s., 1 H) 8.18 (br. s., 1 H) 7.46 (d, *J*=7.63 Hz, 1 H)
7.12 - 7.31 (m, 3 H) 7.06 (br. s., 3 H) 4.99 (br. s., 1 H) 4.72 (br. s., 1 H) 4.43 (br. s., 2 H)
5 4.28 (br. s., 1 H) 3.88 (s, 3 H) 3.11 (br. s., 1 H) 3.00 (br. s., 1 H) 2.76 (br. s., 1 H) 2.28 (d,
J=5.49 Hz, 1 H) 1.87 (s, 3 H).

Example 187

N-(4-(4-chloro-1H-imidazol-1-yl)-3-methoxyphenyl)-4-(3-ethoxyazetidin-1-yl)-7-(4-
10 fluorophenyl)-6,7-dihydro-5H-cyclopenta[d]pyrimidin-2-amine

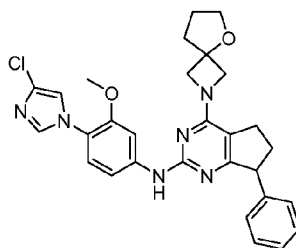


In a manner similar to that described in Example 184, Preparation Had and
Preparation A were combined to obtain *N*-(4-(4-chloro-1H-imidazol-1-yl)-3-
methoxyphenyl)-4-(3-ethoxyazetidin-1-yl)-7-(4-fluorophenyl)-6,7-dihydro-5H-
15 cyclopenta[d]pyrimidin-2-amine. LC-MS (M+H)⁺ = 535.1 ¹H NMR (500 MHz,
CHLOROFORM-*d*) δ ppm 11.77 (br. s., 1 H) 7.74 (d, *J*=4.58 Hz, 1 H) 7.52 (br. s., 1 H)
7.34 - 7.41 (m, 1 H) 7.12 - 7.30 (m, 2 H) 7.06 - 7.12 (m, 1 H) 7.03 (br. s., 2 H) 4.77 (br.
s., 1 H) 4.51 (br. s., 2 H) 4.49 (d, *J*=5.49 Hz, 1 H) 4.36 (br. s., 1 H) 4.24 (br. s., 1 H) 3.85
(d, *J*=4.88 Hz, 3 H) 3.55 (dd, *J*=6.71, 5.49 Hz, 2 H) 3.12 (br. s., 1 H) 2.99 (br. s., 1 H)
20 2.68 (br. s., 1 H) 2.23 (br. s., 1 H) 1.21 - 1.37 (m, 3 H).

The individual enantiomers were separated by chiral SFC chromatography to yield
examples 187A and 187B.

Example 188

N-(4-(4-chloro-1H-imidazol-1-yl)-3-methoxyphenyl)-7-phenyl-4-(5-oxa-2-
25 azaspiro[3.4]octan-2-yl)-6,7-dihydro-5H-cyclopenta[d]pyrimidin-2-amine

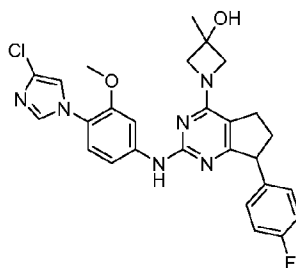


In a manner similar to that described in Example 184, Preparation Gm and Preparation A were combined to obtain N-(4-(4-chloro-1H-imidazol-1-yl)-3-methoxyphenyl)-7-phenyl-4-(5-oxa-2-azaspiro[3.4]octan-2-yl)-6,7-dihydro-5H-cyclopenta[d]pyrimidin-2-amine. LC-MS (M+H)⁺ = 529.3 ¹H NMR (500 MHz, CHLOROFORM-*d*) δ ppm 10.85 (br. s., 1 H) 8.36 (br. s., 1 H) 7.49 (br. s., 4 H) 7.20 - 7.39 (m, 4 H) 4.56 (d, *J*=9.16 Hz, 1 H) 4.41 (br. s., 3 H) 3.92 - 4.10 (m, 3 H) 3.87 (s, 3 H) 3.11 (br. s., 1 H) 3.00 (d, *J*=12.51 Hz, 1 H) 2.73 (br. s., 1 H) 2.26 (t, *J*=6.87 Hz, 3 H) 2.06 (d, *J*=6.41 Hz, 2 H).

10

Example 189

1-(2-(4-(4-chloro-1H-imidazol-1-yl)-3-methoxyphenylamino)-7-(4-fluorophenyl)-6,7-dihydro-5H-cyclopenta[d]pyrimidin-4-yl)-3-methylazetidin-3-ol



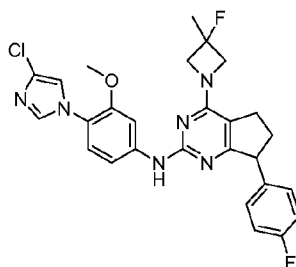
In a manner similar to that described in Example 184, Preparation Hae and Preparation A were combined to obtain 1-(2-(4-(4-chloro-1H-imidazol-1-yl)-3-methoxyphenylamino)-7-(4-fluorophenyl)-6,7-dihydro-5H-cyclopenta[d]pyrimidin-4-yl)-3-methylazetidin-3-ol. LC-MS (M+H)⁺ = 521.1 ¹H NMR (400 MHz, MeOD) δ ppm 7.93 (d, *J*=1.51 Hz, 1 H) 7.65 (d, *J*=2.26 Hz, 1 H) 7.26 - 7.44 (m, 4 H) 7.01 - 7.26 (m, 4 H) 4.48 - 4.68 (m, 2 H) 4.44 (dd, *J*=9.03, 6.78 Hz, 1 H) 4.18 - 4.38 (m, 2 H) 3.90 (s, 3 H) 3.15 (dd, *J*=5.27, 3.76 Hz, 1 H) 2.96 - 3.06 (m, 1 H) 2.62 - 2.82 (m, 1 H) 2.12 (dddd, *J*=13.18, 8.85, 6.46, 6.15 Hz, 1 H) 1.55 - 1.66 (m, 3 H).

20

The individual enantiomers were separated by chiral SFC chromatography to yield examples 189A and 189B.

Example 190

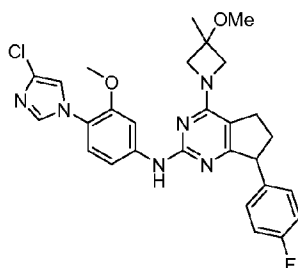
- 5 *N*-(4-(4-chloro-1*H*-imidazol-1-yl)-3-methoxyphenyl)-4-(3-fluoro-3-methylazetidin-1-yl)-7-(4-fluorophenyl)-6,7-dihydro-5*H*-cyclopenta[*d*]pyrimidin-2-amine



- A solution of 1-(2-(4-(4-chloro-1*H*-imidazol-1-yl)-3-methoxyphenylamino)-7-(4-fluorophenyl)-6,7-dihydro-5*H*-cyclopenta[*d*]pyrimidin-4-yl)-3-methylazetidin-3-ol (35
10 mg, 0.067 mmol) in CH₂Cl₂ (Volume: 274 μl) was cooled to -78 °C. To this mixture was added [Bis(2-methoxyethyl)amino]sulfur trifluoride (13.62 μl, 0.074 mmol) dropwise and the solution was stirred for 30 mins at -78 °C and then warmed to 0 °C and stirred for a further 1 hr. Reaction was quenched with Sat. NaHCO₃ solution and brine. The aqueous layer was extracted with CH₂Cl₂. The organic layer was dried over Na₂SO₄
15 and concentrated. The crude product was purified by Prep-HPLC to obtain *N*-(4-(4-chloro-1*H*-imidazol-1-yl)-3-methoxyphenyl)-4-(3-fluoro-3-methylazetidin-1-yl)-7-(4-fluorophenyl)-6,7-dihydro-5*H*-cyclopenta[*d*]pyrimidin-2-amine, TFA (4.0 mg, 5.65 μmol). LC-MS (M+H)⁺ = 523.1 ¹H NMR (500 MHz, CHLOROFORM-*d*) δ ppm 11.38 (br. s., 1 H) 8.14 (s, 1 H) 7.43 - 7.54 (m, 1 H) 7.30 - 7.38 (m, 1 H) 7.20 - 7.26 (m, 3 H)
20 7.16 (s, 1 H) 7.06 (t, J=7.78 Hz, 2 H) 4.78 (br. s., 1 H) 4.54 (br. s., 2 H) 4.42 (br. s., 2 H) 3.88 (s, 3 H) 3.12 (d, J=7.93 Hz, 1 H) 3.00 (br. s., 1 H) 2.75 (br. s., 1 H) 2.21 - 2.34 (m, 1 H) 1.78 - 1.82 (br. s., 3 H).

Example 191

- 25 *N*-(4-(4-chloro-1*H*-imidazol-1-yl)-3-methoxyphenyl)-7-(4-fluorophenyl)-4-(3-methoxy-3-methylazetidin-1-yl)-6,7-dihydro-5*H*-cyclopenta[*d*]pyrimidin-2-amine

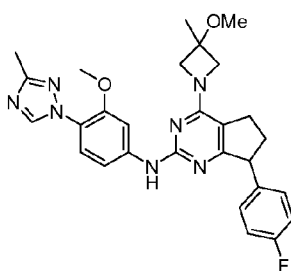


In a manner similar to that described in Example 184, Preparation Haf and Preparation A were combined to obtain N-(4-(4-chloro-1H-imidazol-1-yl)-3-methoxyphenyl)-7-(4-fluorophenyl)-4-(3-methoxy-3-methylazetidin-1-yl)-6,7-dihydro-5H-cyclopenta[d]pyrimidin-2-amine. LC-MS (M+H)⁺ = 535.1 ¹H NMR (500 MHz, CHLOROFORM-*d*) δ ppm 11.75 (d, *J*=4.27 Hz, 1 H) 7.83 (d, *J*=1.22 Hz, 1 H) 7.47 (d, *J*=1.83 Hz, 1 H) 7.44 (d, *J*=8.55 Hz, 1 H) 7.15 - 7.33 (m, 4 H) 7.03 (t, *J*=7.63 Hz, 2 H) 4.53 (d, *J*=8.85 Hz, 1 H) 4.24 - 4.43 (m, 3 H) 4.06 - 4.19 (m, 1 H) 3.86 (s, 3 H) 3.34 (s, 3 H) 3.13 (ddd, *J*=12.67, 6.56, 6.41 Hz, 1 H) 3.01 (ddd, *J*=15.95, 4.81, 4.58 Hz, 1 H) 2.70 (td, *J*=9.46, 3.66 Hz, 1 H) 2.24 (tt, *J*=8.96, 4.31 Hz, 1 H) 1.63 (s, 3 H).

The individual enantiomers were separated by chiral SFC chromatography to yield examples 191A and 191B.

Example 192

7-(4-fluorophenyl)-4-(3-methoxy-3-methylazetidin-1-yl)-N-(3-methoxy-4-(3-methyl-1H-1,2,4-triazol-1-yl)phenyl)-6,7-dihydro-5H-cyclopenta[d]pyrimidin-2-amine



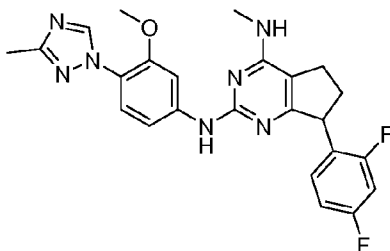
In a manner similar to that described in Example 184, Preparation Haf and Preparation D were combined to obtain 7-(4-fluorophenyl)-4-(3-methoxy-3-methylazetidin-1-yl)-N-(3-methoxy-4-(3-methyl-1H-1,2,4-triazol-1-yl)phenyl)-6,7-dihydro-5H-cyclopenta[d]pyrimidin-2-amine. LC-MS (M+H)⁺ = 516.1 ¹H NMR (500 MHz, CHLOROFORM-*d*) δ ppm 11.77 (d, *J*=3.97 Hz, 1 H) 8.88 (s, 1 H) 7.69 (d, *J*=8.55 Hz, 1 H) 7.52 (dd, *J*=8.85, 2.14 Hz, 1 H) 7.47 (s, 1 H) 7.23 (t, *J*=5.49 Hz, 2 H) 7.03 (t,

$J=8.39$ Hz, 2 H) 4.45 - 4.58 (m, 1 H) 4.35 (d, $J=4.58$ Hz, 2 H) 4.27 (d, $J=7.63$ Hz, 1 H) 4.10 (d, $J=10.07$ Hz, 1 H) 3.85 - 4.04 (m, 3 H) 3.33 (s, 3 H) 3.05 - 3.20 (m, 1 H) 2.92 - 3.05 (m, 1 H) 2.63 - 2.79 (m, 1 H) 2.45 - 2.59 (m, 3 H) 2.23 (td, $J=8.39, 4.27$ Hz, 1 H) 1.57 - 1.72 (m, 3 H).

- 5 The individual enantiomers were separated by chiral SFC chromatography to yield examples 192A and 192B.

Example 193

7-(2,4-difluorophenyl)-N2-(3-methoxy-4-(3-methyl-1H-1,2,4-triazol-1-yl)phenyl)-N4-methyl-6,7-dihydro-5H-cyclopenta[d]pyrimidine-2,4-diamine

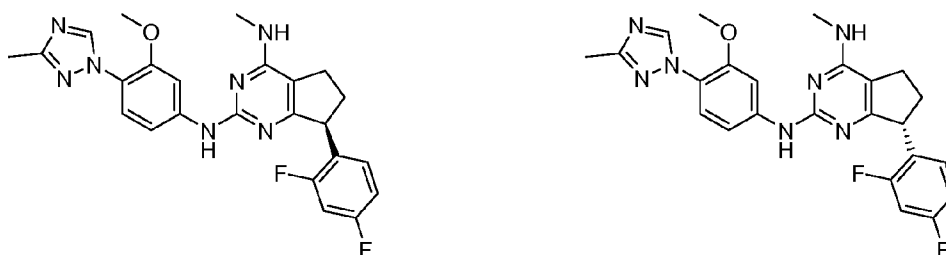


The mixture of 2-chloro-7-(2,4-difluorophenyl)-N-methyl-6,7-dihydro-5H-cyclopenta[d]pyrimidin-4-amine (153 mg, 0.517 mmol), 3-methoxy-4-(3-methyl-1H-1,2,4-triazol-1-yl)aniline (211 mg, 1.035 mmol) and H₂SO₄ (44.1 μ l, 0.828 mmol) in N-Methyl-2-pyrrolidinone (Volume: 2070 μ l) was heated at 100 $^{\circ}$ C overnight. Added Sat.NaHCO₃ slowly, and extracted with EtOAc (x3). The combined organic layer was dried over Na₂SO₄ and concentrated. The crude product was purified by Prep-HPLC (Solvent A = 10% MeOH - 90% H₂O - 0.1% TFA, Solvent B = 90% MeOH - 10% H₂O - 0.1% TFA. Column: PHENOMENEX LUNA 30 x 100mm, S10, Flow rate: 40 ml / min, 30 - 100% B, 15 min) to get 7-(2,4-difluorophenyl)-N2-(3-methoxy-4-(3-methyl-1H-1,2,4-triazol-1-yl)phenyl)-N4-methyl-6,7-dihydro-5H-cyclopenta[d]pyrimidine-2,4-diamine, TFA (287 mg, 0.447 mmol, 86 % yield). LC-MS (M+H)⁺ = 464.1. ¹H NMR (500 MHz, CHLOROFORM-*d*) δ ppm 11.54 (1 H, s), 9.22 (1 H, s), 7.75 (1 H, d, $J=8.85$ Hz), 7.65 (1 H, s), 7.49 (1 H, d, $J=8.85$ Hz), 7.13 - 7.21 (1 H, m), 6.79 - 6.91 (2 H, m), 6.11 (1 H, d, $J=4.27$ Hz), 4.56 - 4.63 (1 H, m), 3.97 (3 H, s), 3.23 (3 H, d, $J=4.27$ Hz), 2.84 - 2.93 (1 H, m), 2.71 - 2.81 (2 H, m), 2.62 (3 H, s), 2.19 - 2.28 (1 H, m).

Examples 193A and 193B

(*S*)- 7-(2,4-difluorophenyl)-N2-(3-methoxy-4-(3-methyl-1*H*-1,2,4-triazol-1-yl)phenyl)-N4-methyl-6,7-dihydro-5*H*-cyclopenta[*d*]pyrimidine-2,4-diamine
and

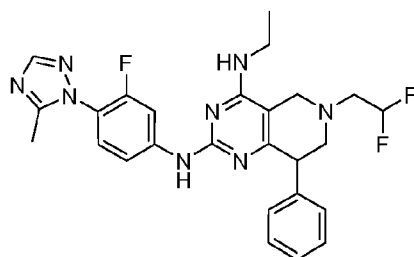
- 5 (*R*)- 7-(2,4-difluorophenyl)-N2-(3-methoxy-4-(3-methyl-1*H*-1,2,4-triazol-1-yl)phenyl)-N4-methyl-6,7-dihydro-5*H*-cyclopenta[*d*]pyrimidine-2,4-diamine



- A racemic mixture of 7-(2,4-difluorophenyl)-N2-(3-methoxy-4-(3-methyl-1*H*-1,2,4-triazol-1-yl)phenyl)-N4-methyl-6,7-dihydro-5*H*-cyclopenta[*d*]pyrimidine-2,4-diamine (Example 193) was purified using chiral supercritical fluid chromatography (SFC) to afford peak A (Example 193A) and peak B (Example 193B). SFC Method: Chiralpak OJ-H (30 x 150 mm), 30 % methanol (0.1% diethylamine) in CO₂, 100 bar, flow rate 50 mL/min for 12 min, absorbance 268 nm, injection 2.0 mL of 10 mg/mL solution in methanol, *t_R* (peak A) = 4.7 min, *t_R* (peak B) 9.6 min. The absolute stereochemistry of individual enantiomers (Examples 193A and 193B) was not determined. 193A: LC-MS (M+H)⁺ = 446.2. LC *R_t* 13.03 min (Waters Sunfire 4.6X150 mm 10 to 100% B in A over 15 min, 1.5 mL/min. (A is 90:10:0.1 water:MeOH:TFA; B is 90:10:0.1 MeOH:water:TFA)). ¹H NMR (500 MHz, CHLOROFORM-*d*) δ ppm 8.46 (1 H, s), 8.04 (1 H, s), 7.51 (1 H, d, *J*=8.55 Hz), 7.04 - 7.13 (2 H, m), 6.78 - 6.87 (3 H, m), 4.42 - 4.50 (1 H, m), 3.68 (3 H, s), 3.13 (3 H, s), 2.62 - 2.79 (3 H, m), 2.49 (3 H, s), 1.96 - 2.08 (1 H, m).

Example 194

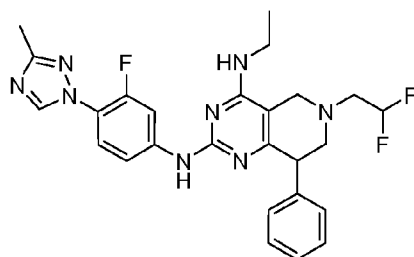
- 6-(2,2-difluoroethyl)-N4-ethyl-N2-(3-fluoro-4-(5-methyl-1*H*-1,2,4-triazol-1-yl)phenyl)-8-phenyl-5,6,7,8-tetrahydropyrido[4,3-*d*]pyrimidine-2,4-diamine



- Preparation AEo was reacted with difluoro-2-iodoethane, potassium carbonate, and sodium iodide in DMF at 80 °C to afford 6-(2,2-difluoroethyl)-N4-ethyl-N2-(3-fluoro-4-(5-methyl-1H-1,2,4-triazol-1-yl)phenyl)-8-phenyl-5,6,7,8-tetrahydropyrido[4,3-d]pyrimidine-2,4-diamine (Example 194). LC-MS (M+H)⁺ = 509.4. The individual enantiomers were separated by chiral SFC chromatography to yield examples 194A and 194B.

Example 195

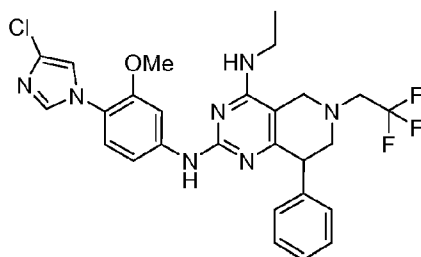
- 10 6-(2,2-difluoroethyl)-N4-ethyl-N2-(3-fluoro-4-(3-methyl-1H-1,2,4-triazol-1-yl)phenyl)-8-phenyl-5,6,7,8-tetrahydropyrido[4,3-d]pyrimidine-2,4-diamine



- Preparation AEm was reacted with difluoro-2-iodoethane, potassium carbonate, and sodium iodide in DMF at 80 °C to afford 6-(2,2-difluoroethyl)-N4-ethyl-N2-(3-fluoro-4-(3-methyl-1H-1,2,4-triazol-1-yl)phenyl)-8-phenyl-5,6,7,8-tetrahydropyrido[4,3-d]pyrimidine-2,4-diamine (Example 195). LC-MS (M+H)⁺ = 509.2. The individual enantiomers were separated by chiral SFC chromatography to yield examples 195A and 195B.

20 Example 196

N4-ethyl-N2-(3-methoxy-4-(4-chloro-1H-1,3-imidazol-1-yl)phenyl)-8-phenyl-6-(2,2,2-trifluoroethyl)-5,6,7,8-tetrahydropyrido[4,3-d]pyrimidine-2,4-diamine

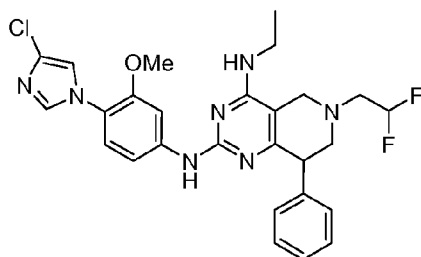


In a manner similar to Preparation AEp and Example 146, Preparation AEk was transformed into N4-ethyl-N2-(3-methoxy-4-(4-chloro-1H-13-imidazol-1-yl)phenyl)-8-phenyl-6-(2,2,2-trifluoroethyl)-5,6,7,8-tetrahydropyrido[4,3-d]pyrimidine-2,4-diamine (Example 196). LC-MS (M+H)⁺ = 558.2.

The individual enantiomers were separated by chiral SFC chromatography to yield examples 196A and 196B.

Example 197

- 10 *N4-ethyl-N2-(3-methoxy-4-(4-chloro-1H-13-imidazol-1-yl)phenyl)-8-phenyl-6-(2,2-difluoroethyl)-5,6,7,8-tetrahydropyrido[4,3-d]pyrimidine-2,4-diamine*

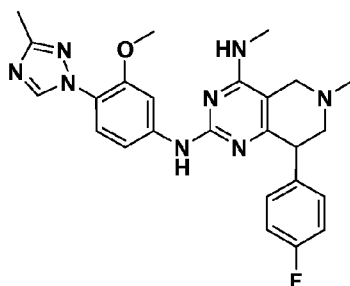


Preparation AEk was reacted with difluoro-2-iodoethane, potassium carbonate, and sodium iodide in DMF at 80 °C to afford N4-ethyl-N2-(3-methoxy-4-(4-chloro-1H-13-imidazol-1-yl)phenyl)-8-phenyl-6-(2,2-difluoroethyl)-5,6,7,8-tetrahydropyrido[4,3-d]pyrimidine-2,4-diamine (Example 197). LC-MS (M+H)⁺ = 540.2.

The individual enantiomers were separated by chiral SFC chromatography to yield examples 197A and 197B.

20 Example 198

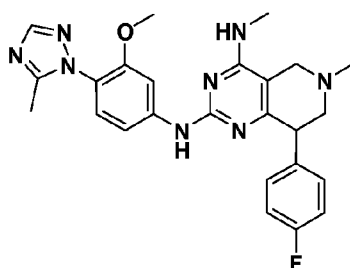
- 8-(4-fluorophenyl)-N2-(3-methoxy-4-(3-methyl-1H-1,2,4-triazol-1-yl)phenyl)-N4,6-dimethyl-5,6,7,8-tetrahydropyrido[4,3-d]pyrimidine-2,4-diamine*



In a manner similar to that described in Example 8, Preparation D and Preparation AHa were reacted to give 8-(4-fluorophenyl)-N2-(3-methoxy-4-(3-methyl-1H-1,2,4-triazol-1-yl)phenyl)-N4,6-dimethyl-5,6,7,8-tetrahydropyrido[4,3-d]pyrimidine-2,4-diamine. LC-MS (M+H)⁺ = 475.2. The racemic mixture was separated by chiral chromatography to afford the enantiomers Example 198A and 198B.

Example 199

8-(4-fluorophenyl)-N2-(3-methoxy-4-(5-methyl-1H-1,2,4-triazol-1-yl)phenyl)-N4,6-dimethyl-5,6,7,8-tetrahydropyrido[4,3-d]pyrimidine-2,4-diamine

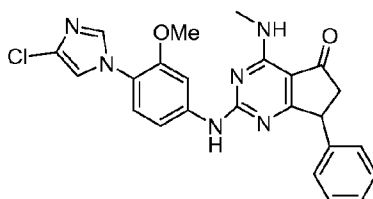


In a manner similar to that described in Example 8, Preparation DD and Preparation AHa were reacted to give 8-(4-fluorophenyl)-N2-(3-methoxy-4-(5-methyl-1H-1,2,4-triazol-1-yl)phenyl)-N4,6-dimethyl-5,6,7,8-tetrahydropyrido[4,3-d]pyrimidine-2,4-diamine. LC-MS (M+H)⁺ = 475.2.

The racemic mixture was separated by chiral chromatography to afford the enantiomers Example 199A and 199B.

Example 200

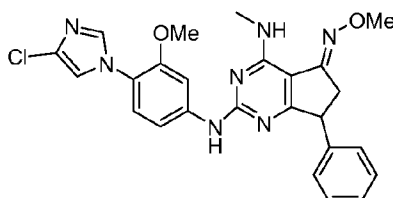
(±)-2-(4-(4-chloro-1H-imidazol-1-yl)-3-methoxyphenylamino)-4-(methylamino)-7-phenyl-6,7-dihydro-5H-cyclopenta[d]pyrimidin-5-one



- A solution of 2-chloro-4-(methylamino)-7-phenyl-6,7-dihydro-5H-cyclopenta[d]pyrimidin-5-one (Preparation AN) (7 mg) and 4-(4-chloro-1H-imidazol-1-yl)-3-methoxyaniline (Preparation A) (7 mg) in THF (0.2 mL) and sulfuric acid (4 mg) was heated at 85 °C for 12 h. THF was removed in vacuo, and the residue was purified by reverse phase preparative to give the title compound (as its TFA salt) as a yellowish oil (9 mg). LC-MS (M+H)⁺ = 461.12. ¹H NMR (500 MHz, CD₃OD) δ ppm 7.80 (m), 7.1-7.4 (m), 4.50 (1H, m), 3.25 (1H, m), 2.56 (1H, m), 3.50 (3H, s), and 3.19 (3H, s).
- The racemic mixture was separated by chiral chromatography to afford the enantiomers Example 200A and 200B.

Example 201

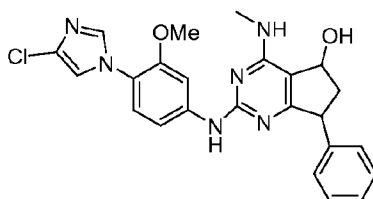
- (E)-2-(4-(4-chloro-1H-imidazol-1-yl)-3-methoxyphenylamino)-4-(methylamino)-7-phenyl-6,7-dihydro-5H-cyclopenta[d]pyrimidin-5-one O-methyl oxime



- A 0.15M solution of Example 200 in iPrOH was heated with 4 eq methoxyamine hydrochloride at 85 °C for 3h. Reverse-phase HPLC provided the desired material as a TFA salt. LC-MS (M+H)⁺ = 490.2.
- The racemic mixture was separated by chiral chromatography to afford the enantiomers Example 201A and 201B.

Example 202

- 2-(4-(4-chloro-1H-imidazol-1-yl)-3-methoxyphenylamino)-4-(methylamino)-7-phenyl-6,7-dihydro-5H-cyclopenta[d]pyrimidin-5-ol

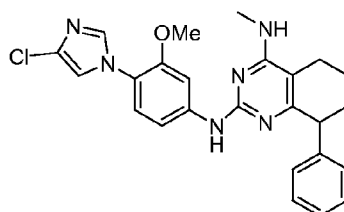


To a solution of Example 201 in methanol at rt was added NaBH₄, and the rxn mixture was stirred at rt for 1 h. The rxn was worked up with EtOAc/H₂O to give the desired pdt as a white solid. LC-MS (M+H)⁺ = 463.1.

5

Example 203

*N*2-(4-(4-chloro-1H-imidazol-1-yl)-3-methoxyphenyl)-*N*4-methyl-8-phenyl-5,6,7,8-tetrahydroquinazoline-2,4-diamine

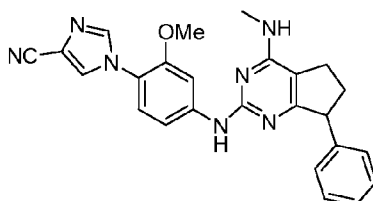


- 10 LC-MS (M+H)⁺ = 466.0. ¹H NMR (400 MHz, CHLOROFORM-*d*) δ ppm 7.86 (1 H, d, J=2.3 Hz), 7.48 (1 H, d, J=1.5 Hz), 7.24 - 7.32 (4 H, m), 7.16 - 7.23 (1 H, m), 7.08 - 7.14 (2 H, m), 7.00 (2 H, s), 6.70 (1 H, dd, J=8.3, 2.0 Hz), 4.71 (1 H, d, J=3.0 Hz), 4.03 (1 H, t, J=5.6 Hz), 3.41 (3 H, s), 3.12 (3 H, d, J=4.8 Hz), 2.30 - 2.48 (2 H, m), 2.09 - 2.22 (1H, m, J=13.0, 9.7, 6.2, 3.3, 3.1 Hz), 1.74 - 1.96 (3 H, m).
- 15 The racemic mixture was separated by chiral chromatography to afford the enantiomers Example 203A and 203B.

Example 204

1-(2-methoxy-4-(4-(methylamino)-7-phenyl-6,7-dihydro-5H-cyclopenta[*d*]pyrimidin-2-ylamino)phenyl)-1H-imidazole-4-carbonitrile

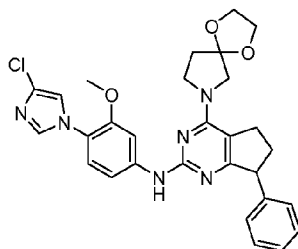
20



- To a solution of 2-chloro-N-methyl-7-phenyl-6,7-dihydro-5H-cyclopenta[d]pyrimidin-4-amine (Preparation Ga) (150 mg, 0.578 mmol) in Dioxane (Ratio: 1, Volume: 1013 μ l) was added 1-(4-amino-2-methoxyphenyl)-1H-imidazole-4-carbonitrile (Preparation AA) (124 mg, 0.578 mmol), and AcOH (Ratio: 1.000, Volume: 1013 μ l). The resulting
- 5 mixture was brought to 100 °C in a sealed vial and stirred overnight. The mixture was brought to pH 8 by the addition of 1 N aqueous sodium Hydroxide. The resulting mixture was extracted with EtOAc(3 x 1 mL). The combined extracts were dried over MgSO₄, filtered and concentrated in vacuo. Purification by prep HPLC (Waters Sunfire C18, 50 X 250mm, acetonitrile/H₂O/ammonium acetate) gave 1-(2-methoxy-4-(4-(methylamino)-
- 10 7-phenyl-6,7-dihydro-5H-cyclopenta[d]pyrimidin-2-ylamino)phenyl)-1H-imidazole-4-carbonitrile (57 mg, 0.130 mmol, 22.56 % yield). LC-MS (M+H)⁺ = 438.2. ¹H NMR (500 MHz, *MeOD*) δ ppm 8.02 - 8.08 (2 H, m), 7.90 - 7.94 (1 H, m), 7.31 (2 H, t, *J*=7.63 Hz), 7.16 - 7.24 (4 H, m), 6.99 (1 H, dd, *J*=8.55, 2.14 Hz), 4.18 (1 H, t, *J*=8.09 Hz), 3.56 (3 H, s), 3.07 (3 H, s), 2.76 - 2.84 (1 H, m), 2.59 - 2.74 (2 H, m), 1.98 - 2.05 (1 H, m).
- 15 The racemic mixture was separated by chiral chromatography to afford the enantiomers Example 204A and 204B.

Example 205

- 20 *N*-(4-(4-chloro-1H-imidazol-1-yl)-3-methoxyphenyl)-7-phenyl-4-(1,4-dioxo-7-azaspiro[4.4]nonan-7-yl)-6,7-dihydro-5H-cyclopenta[d]pyrimidin-2-amine

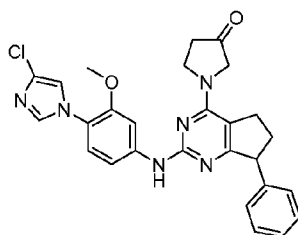


- In a manner similar to that described in Example 184, Preparation Go and Preparation A were combined to obtain *N*-(4-(4-chloro-1H-imidazol-1-yl)-3-methoxyphenyl)-7-phenyl-4-(1,4-dioxo-7-azaspiro[4.4]nonan-7-yl)-6,7-dihydro-5H-
- 25 cyclopenta[d]pyrimidin-2-amine. LC-MS (M+H)⁺ = 545.1. ¹H NMR (500 MHz, *MeOD*) δ ppm 7.89 (1 H, s), 7.62 (0.5 H, br. s.), 7.53 (0.5 H, br. s.), 7.37 - 7.45 (4 H, m), 7.32 - 7.36 (1 H, m), 7.30 (2 H, d, *J*=7.63 Hz), 7.23 (0.5 H, d, *J*=7.63 Hz), 7.14 (0.5 H, d, *J*=7.32 Hz), 4.40 - 4.47 (1 H, m), 4.25 (1 H, br. s.), 3.96 - 4.14 (6 H, m), 3.88 (4 H, br. s.),

3.34 - 3.46 (1 H, m), 3.28 (1 H, br. s.), 2.69 - 2.79 (1 H, m), 2.24 - 2.32 (1 H, m), 2.09 - 2.23 (2 H, m).

Example 206

- 5 1-(2-(4-(4-chloro-1H-imidazol-1-yl)-3-methoxyphenylamino)-7-phenyl-6,7-dihydro-5H-cyclopenta[d]pyrimidin-4-yl)pyrrolidin-3-one

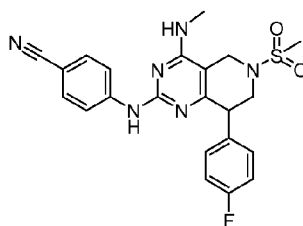


- The mixture of N-(4-(4-chloro-1H-imidazol-1-yl)-3-methoxyphenyl)-7-phenyl-4-(1,4-dioxo-7-azaspiro[4.4]nonan-7-yl)-6,7-dihydro-5H-cyclopenta[d]pyrimidin-2-amine
 10 (Example 205) (37 mg, 0.068 mmol) and HCl (272 μ L, 0.272 mmol) in THF (339 μ L) was heated at 60 °C overnight. Concentrated to remove THF and added Acetone (339 μ L) and HCl (272 μ L, 0.272 mmol) to the mixture. The mixture was heated at 60 °C for 6 h. The crude product was purified by Prep-HPLC (Solvent A = 10% MeOH - 90% H₂O - 0.1% TFA, Solvent B = 90% MeOH - 10% H₂O - 0.1% TFA. Column:
 15 PHENOMENEX LUNA 30 x 100mm, S10, Flow rate: 40 ml / min, 35 - 100% B, 40 min) and then was purified by Prep-HPLC (Column: PHENOMENEX LUNA C18 30 x100 mm, Solvent A = 10 mM Ammonium Acetate in 95 : 5 H₂O / ACN, Solvent B = 10 mM Ammonium Acetate in 5 : 95 H₂O / ACN,. Flow rate: 40 ml / min, 30 -100% B, 35 min) to get 1-(2-(4-(4-chloro-1H-imidazol-1-yl)-3-methoxyphenylamino)-7-phenyl-
 20 6,7-dihydro-5H-cyclopenta[d]pyrimidin-4-yl)pyrrolidin-3-one (2.0 mg, 3.59 μ mol, 5.29 % yield).

LC-MS (M+H)⁺ = 501.3.

Example 207

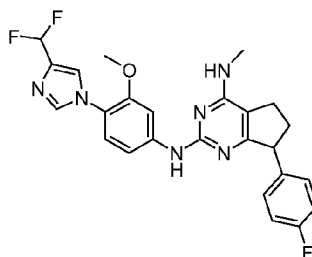
- 25 4-(8-(4-fluorophenyl)-4-(methylamino)-6-(methylsulfonyl)-5,6,7,8-tetrahydropyrido[4,3-d]pyrimidin-2-ylamino)benzonitrile



Utilizing 4-aminobenzonitrile and Preparation AGa successively by the general methods described in Preparation AGj, AGk, and AGp, the title compound was obtained. LC-MS $(M+H)^+ = 453.2$. 1H NMR (400 MHz, DMSO- d_6) δ ppm 9.25 (s, 1H) 7.85 (d, $J = 8.80$ Hz, 2H) 7.55 (d, $J = 8.80$ Hz, 2H) 7.25 – 7.29 (m, 2H) 7.10 – 7.17 (m, 3H) 4.05 – 4.24 (m, 3H) 3.53 – 3.63 (m, 2H) 2.95 (d, $J = 4.4$ Hz, 3H) 2.95 (s, 3H).

Example 208

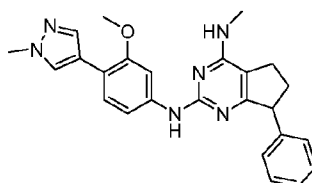
N2-(4-(4-(difluoromethyl)-1H-imidazol-1-yl)-3-methoxyphenyl)-7-(4-fluorophenyl)-N4-methyl-6,7-dihydro-5H-cyclopenta[d]pyrimidine-2,4-diamine



In a manner similar to that described in Example 8, Preparation EE and Preparation Hh were reacted to give *N2-(4-(4-(difluoromethyl)-1H-imidazol-1-yl)-3-methoxyphenyl)-7-(4-fluorophenyl)-N4-methyl-6,7-dihydro-5H-cyclopenta[d]pyrimidine-2,4-diamine*. LC-MS $(M+H)^+ = 481.1$. 1H NMR (500 MHz, MeOD) δ ppm 8.19 (s, 1H) 7.75 (br. s., 1H) 7.71 (s, 1H) 7.45 (dd, $J = 8.55, 3.05$ Hz, 1H) 7.31 (ddd, $J = 8.47, 5.26, 2.75$ Hz, 2H) 7.19 – 7.26 (m, 1H) 7.15 (td, $J = 8.77, 2.90$ Hz, 2H) 6.83 (t, $J = 5.5$ Hz, 1H) 4.51 (d, $J = 2.75$ Hz, 1H) 3.91 (d, $J = 3.05$ Hz, 3H) 3.18 (d, $J = 3.05$ Hz, 3H) 2.92 (d, $J = 9.16$ Hz, 1H) 2.76 – 2.85 (m, 2H) 2.10 – 2.20 (m, 1H).

Example 209

N2-(3-methoxy-4-(1-methyl-1H-pyrazol-4-yl)phenyl)-N4-methyl-7-phenyl-6,7-dihydro-5H-cyclopenta[d]pyrimidine-2,4-diamine



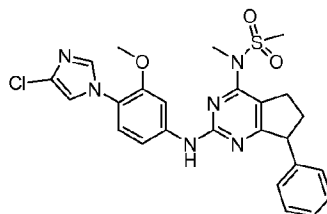
In a manner similar to that described in Example 8, Preparation AO and Preparation Ga were reacted to give N2-(3-methoxy-4-(1-methyl-1H-pyrazol-4-yl)phenyl)-N4-methyl-7-phenyl-6,7-dihydro-5H-cyclopenta[d]pyrimidine-2,4-diamine.

- 5 LC-MS (M+H)⁺ = 425.4. ¹H NMR (400 MHz, *CHLOROFORM-d*) δ ppm 7.84 (1 H, d, *J*=2.01 Hz), 7.81 (1 H, s), 7.74 (1 H, s), 7.32 (3 H, dd, *J*=13.55, 7.78 Hz), 7.19 - 7.26 (3 H, m), 7.07 (1 H, s), 6.78 (1 H, dd, *J*=8.28, 2.01 Hz), 4.60 (1 H, q, *J*=4.52 Hz), 4.16 - 4.23 (1 H, m), 3.91 (3 H, s), 3.64 (3 H, s), 3.11 (3 H, d, *J*=5.02 Hz), 2.58 - 2.76 (3 H, m), 2.00 - 2.11 (1 H, m).

10

Example 210

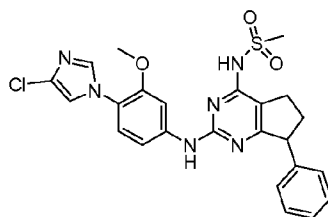
N-(2-(4-(4-chloro-1H-imidazol-1-yl)-3-methoxyphenylamino)-7-phenyl-6,7-dihydro-5H-cyclopenta[d]pyrimidin-4-yl)-*N*-methylmethanesulfonamide



- 15 Preparation G was reacted with 0.9 eq MeSO₂NHMe, 0.1 eq Pd(OAc)₂, 0.15 eq xanphos and Cs₂CO₃ at 110 °C. Preparation A was then added, resulting in the title compound. LC-MS (M+H)⁺ = 525.4 ¹H NMR (400 MHz, DMSO-*d*) δ ppm 9.79 (s, 1 H) 7.75 - 7.77 (m, 2 H) 7.45 (s, 1 H) 7.32 - 7.35 (m, 2 H) 7.23 - 7.27 (m, 4 H) 7.16 - 7.18 (m, 1H) 4.35 (t, *J*=8.80 Hz, 1 H) 3.40 (s, 3 H) 3.31 (s, 3 H) 2.94 - 3.06 (m, 2 H) 2.57 - 2.61 (m, 1 H)
- 20 2.51 (s, 3 H) 2.04 - 2.08 (m, 1H).

Example 211

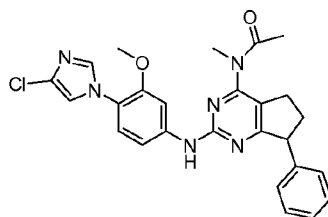
N-(2-(4-(4-chloro-1H-imidazol-1-yl)-3-methoxyphenylamino)-7-phenyl-6,7-dihydro-5H-cyclopenta[d]pyrimidin-4-yl)-*N*-methanesulfonamide



The title compound was prepared as for Example 210, substituting MeSO₂NH₂. LC-MS (M+H)⁺ = 511.0 ¹H NMR (400 MHz, DMSO-*d*) δ ppm 9.51 (s, 1 H) 7.73 – 7.76 (m., 2 H) 7.41 (s, 1 H) 7.16 - 7.31 (m, 8 H) 4.21 (t, *J*=8.40 Hz, 1 H) 3.54 (s, 3 H) 3.41 (s, 3 H)
 5 2.88 – 2.93 (m, 2 H) 2.69 – 2.73 (m, 1 H) 1.91 – 1.97 (m, 1H).

Example 212

N-(2-(4-(4-chloro-1H-imidazol-1-yl)-3-methoxyphenylamino)-7-phenyl-6,7-dihydro-5H-cyclopenta[d]pyrimidin-4-yl)-*N*-methylacetamide



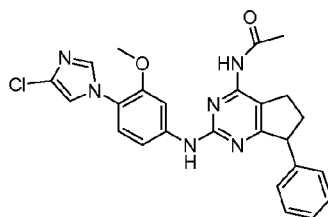
10

Intermediate Ga was reacted with *p*-methoxybenzylamine in the manner of Preparation Gd. Coupling with Preparation A under the conditions of Example 184, followed by treatment with TFA, led to the C4 NH₂ compound. Reaction with AcCl in dichloroethane and DIPEA at ambient temperature for 4h yielded the named compound.

15 LC-MS (M+H)⁺ = 489.2. ¹H NMR (400 MHz, DMSO-*d*) δ ppm 9.89 (s, 1H), 7.92 (s, 1 H), 7.75 (s, 1 H), 7.44 (s, 1 H), 7.36 - 7.12 (m, 7H), 4.38 (t, *J*=8.6 Hz, 1 H), 3.51 (s, 3 H), 3.33 (s, 3H), 2.81 (t, *J*=7.4 Hz, 2 H), 2.59-2.55 (m, 1H), 2.17 (s, 3 H), 2.03 (dd, *J* = 8.8, 12.4 Hz, 1H).

20 Example 213

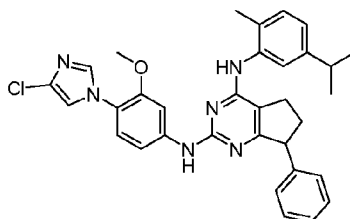
N-(2-(4-(4-chloro-1H-imidazol-1-yl)-3-methoxyphenylamino)-7-phenyl-6,7-dihydro-5H-cyclopenta[d]pyrimidin-4-yl)-*N*-acetamide



To a solution of Intermediate Ga was added 1.5 eq AcCl and 2 eq DIPEA and allowed to reflux for 3 days. The product so-obtained was coupled with Preparation A by the method of Example 184 to afford the title compound. LC-MS (M+H)⁺ = 475.2 ¹H NMR (400 MHz, DMSO-*d*) δ ppm 7.86 (s, 1 H) 7.54 (s., 1 H) 7.35 (d, *J*=8.40 1 H) 7.23 - 7.30 (m, 2 H) 7.04 - 7.21 (m, 6 H) 6.73 - 6.76 (m, 1H) 4.26 (t, *J*=8.00 Hz, 1 H) 3.71 (s, 3 H) 2.58 - 2.80 (m, 3 H) 2.02 (s, 3 H) 1.96 - 2.00 (m, 1H).

Example 214

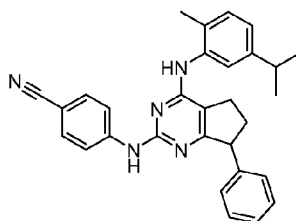
- 10 *N*2-(4-(4-chloro-1H-imidazol-1-yl)-3-methoxyphenyl)-*N*4-(5-isopropyl-2-methylphenyl)-7-phenyl-6,7-dihydro-5H-cyclopenta[d]pyrimidine-2,4-diamine



- To a solution of 2-chloro-N-methyl-7-phenyl-6,7-dihydro-5H-cyclopenta[d]pyrimidin-4-amine (Preparation Gp) (26.0 mg, 100 μ mol) in Dioxane (Ratio: 1, Volume: 175 μ l) was added 4-(4-chloro-1H-imidazol-1-yl)-3-methoxyaniline (Preparation A) (22.37 mg, 100 μ mol) and AcOH (Ratio: 1.000, Volume: 175 μ l). The resulting mixture was brought to 100 °C and stirred overnight. The reaction mixture was brought to pH 10 by the addition of 1 N aqueous NaOH. The resulting mixture was extracted with EtOAc (3 x 4 mL). The combined organic extracts were washed with brine (4 mL), dried over MgSO₄, filtered and concentrated in vacuo. The product was purified by Prep HPLC to yield the title compound. LC-MS (M+H)⁺ = 565.2.

Example 215A and 215B

- 25 *4*-(4-(5-isopropyl-2-methylphenylamino)-7-phenyl-6,7-dihydro-5H-cyclopenta[d]pyrimidin-2-ylamino)benzonitrile



The method of Example 214 was used to combine 4-aminobenzonitrile and Preparation Gp to afford the title compounds as two distinct and separable atropisomers. LC-MS $(M+H)^+ = 460.3$.

5

Examples 216-256

The following general methods were used to join the appropriate aniline with Preparation Ga.

Coupling Method A^a: The method as described in Example 8.

- 10 Coupling Method B^a: The two components were heated at 100 °C in 1:1 HOAc/Dioxane. Analysis was conducted on one of the following columns^b:

LC Method A^b: Phenomenex Luna 3X50 95/5 to 5/95 water/MeOH, 0.1% TFA

LC Method B^b: Phenomenex Luna 2X50 95/5 to 5/95 water/CH₃CN, 0.1% NH₄OAc

LC Method C^b: Phenomenex Luna 2X50 95/5 to 5/95 water/MeOH, 0.1% TFA

- 15 LC Method D^b: Waters 2X50 95/5 to 5/95 water/MeOH, 0.1% NH₄OAc

LC Method E^b: Supelco Ascentis Exp 95/5 to 5/95 water/CH₃CN, 0.1% NH₄OAc

LC Retention Times^c are reported along with the gradient run time (rt/grt).

Example	Compound Name	Coupling Method ^a	LC Method ^b	LC Retention time ^c	$(M+H)^+$
216	N4-methyl-N2-(2-methylpyridin-4-yl)-7-phenyl-6,7-dihydro-5H-cyclopenta[d]pyrimidine-2,4-diamine	B	A	1.77/3	332.2
217	N2-(3-methoxyphenyl)-N4-methyl-7-phenyl-6,7-dihydro-5H-cyclopenta[d]pyrimidine-2,4-diamine	A	D	3.63/4	347.2

Example	Compound Name	Coupling Method ^a	LC Method ^b	LC Retention time ^c	(M+H) ⁺
218	N2-(4-fluorophenyl)-N4-methyl-7-phenyl-6,7-dihydro-5H-cyclopenta[d]pyrimidine-2,4-diamine	A	D	3.68/4	335.2
219	N2-(3,5-difluorophenyl)-N4-methyl-7-phenyl-6,7-dihydro-5H-cyclopenta[d]pyrimidine-2,4-diamine	A	D	3.87/4	353.2
220	N2-(4-chloro-3-methoxyphenyl)-N4-methyl-7-phenyl-6,7-dihydro-5H-cyclopenta[d]pyrimidine-2,4-diamine	A	D	3.83/4	381.2
221	N2-(4-bromo-2-methoxyphenyl)-N4-methyl-7-phenyl-6,7-dihydro-5H-cyclopenta[d]pyrimidine-2,4-diamine	A	D	4.10/4	425.1
222	N2-(4-fluoro-3-methoxyphenyl)-N4-methyl-7-phenyl-6,7-dihydro-5H-cyclopenta[d]pyrimidine-2,4-diamine	A	D	3.63/4	365.2
223	N4-methyl-7-phenyl-N2-(pyrimidin-5-yl)-6,7-dihydro-5H-cyclopenta[d]pyrimidine-2,4-diamine	A	D	3.12/4	319.2

Example	Compound Name	Coupling Method ^a	LC Method ^b	LC Retention time ^c	(M+H) ⁺
224	N4-methyl-7-phenyl-N2-(pyridin-4-yl)-6,7-dihydro-5H-cyclopenta[d]pyrimidine-2,4-diamine	A	D	2.85/4	318.2
225	4-(4-(methylamino)-7-phenyl-6,7-dihydro-5H-cyclopenta[d]pyrimidin-2-ylamino)benzonitrile	A	D	3.57/4	342.2
226	4-(4-(methylamino)-7-phenyl-6,7-dihydro-5H-cyclopenta[d]pyrimidin-2-ylamino)benzonitrile	A	C	2.94/4	342.1
227	4-(4-(methylamino)-7-phenyl-6,7-dihydro-5H-cyclopenta[d]pyrimidin-2-ylamino)benzonitrile	A	C	2.92/4	342.1
228	2-(4-(methylamino)-7-phenyl-6,7-dihydro-5H-cyclopenta[d]pyrimidin-2-ylamino)benzonitrile	A	E	2.64/8	342.2
229	4-(4-(methylamino)-7-phenyl-6,7-dihydro-5H-cyclopenta[d]pyrimidin-2-ylamino)-1-naphthonitrile	A	E	5.73/8	392.2
230	5-(4-(methylamino)-7-phenyl-6,7-dihydro-5H-cyclopenta[d]pyrimidin-2-ylamino)picolinonitrile	A	E	4.54/8	343.2

Example	Compound Name	Coupling Method ^a	LC Method ^b	LC Retention time ^c	(M+H) ⁺
231	2-(4-(4-(methylamino)-7-phenyl-6,7-dihydro-5H-cyclopenta[d]pyrimidin-2-ylamino)phenyl)acetonitrile	A	E	4.65/8	356.2
232	2-(4-(methylamino)-7-phenyl-6,7-dihydro-5H-cyclopenta[d]pyrimidin-2-ylamino)-1H-benzo[d]imidazole-5-carbonitrile	A	E	4.57/8	382.2
233	3-(4-(methylamino)-7-phenyl-6,7-dihydro-5H-cyclopenta[d]pyrimidin-2-ylamino)benzonitrile	B	E	4.37/8	342.1
234	N2-(4-tert-butylphenyl)-N4-methyl-7-phenyl-6,7-dihydro-5H-cyclopenta[d]pyrimidine-2,4-diamine	B	E	5.47/8	373.2
235	N4-methyl-N2-(4-(methylsulfonyl)phenyl)-7-phenyl-6,7-dihydro-5H-cyclopenta[d]pyrimidine-2,4-diamine	B	E	3.79/8	395.1
236	N4-methyl-7-phenyl-N2-(4-(trifluoromethoxy)phenyl)-6,7-dihydro-5H-cyclopenta[d]pyrimidine-2,4-diamine	B	E	5.13/8	400.8

Example	Compound Name	Coupling Method ^a	LC Method ^b	LC Retention time ^c	(M+H) ⁺
237	4-(4-(methylamino)-7-phenyl-6,7-dihydro-5H-cyclopenta[d]pyrimidin-2-ylamino)phthalonitrile	B	E	4.47/8	367.2
238	4-(4-(methylamino)-7-phenyl-6,7-dihydro-5H-cyclopenta[d]pyrimidin-2-ylamino)-2-(trifluoromethyl)benzonitrile	B	E	4.90/8	410.1
239	N4-methyl-7-phenyl-N2-(4-(trifluoromethyl)phenyl)-6,7-dihydro-5H-cyclopenta[d]pyrimidine-2,4-diamine	B	E	5.13/8	385.1
240	5-(4-(methylamino)-7-phenyl-6,7-dihydro-5H-cyclopenta[d]pyrimidin-2-ylamino)-2,3-dihydro-1H-inden-1-one	B	E	3.89/8	371.2
241	2-(4-(methylamino)-7-phenyl-6,7-dihydro-5H-cyclopenta[d]pyrimidin-2-ylamino)-1H-imidazole-4,5-dicarbonitrile	B	E	4.08/8	357.2
242	2-bromo-5-(4-(methylamino)-7-phenyl-6,7-dihydro-5H-cyclopenta[d]pyrimidin-2-ylamino)benzonitrile	B	E	4.89/8	420.1

Example	Compound Name	Coupling Method ^a	LC Method ^b	LC Retention time ^c	(M+H) ⁺
243	N,N-dimethyl-4-(4-(methylamino)-7-phenyl-6,7-dihydro-5H-cyclopenta[d]pyrimidin-2-ylamino)benzamide	B	E	3.50/8	388.2
244	1-(4-(4-(methylamino)-7-phenyl-6,7-dihydro-5H-cyclopenta[d]pyrimidin-2-ylamino)phenyl)cyclopentanecarbonitrile	B	E	4.91/8	410.2
245	N4-methyl-7-phenyl-N2-(1,2,3,4-tetrahydroisoquinolin-6-yl)-6,7-dihydro-5H-cyclopenta[d]pyrimidine-2,4-diamine	B	E	4.14/8	372.2
246	4-(4-(methylamino)-7-phenyl-6,7-dihydro-5H-cyclopenta[d]pyrimidin-2-ylamino)-2-(trifluoromethoxy)benzonitrile	B	E	5.04/8	426.1
247	1-(4-(4-(methylamino)-7-phenyl-6,7-dihydro-5H-cyclopenta[d]pyrimidin-2-ylamino)phenyl)cyclopropanecarbonitrile	B	C	3.30/4	382.3

Example	Compound Name	Coupling Method ^a	LC Method ^b	LC Retention time ^c	(M+H) ⁺
248	1-(2-methoxy-4-(4-(methylamino)-7-phenyl-6,7-dihydro-5H-cyclopenta[d]pyrimidin-2-ylamino)phenylamino)cyclopropanecarbonitrile	B	C	3.06/4	427.1
249	N4-methyl-N2-(2-methyl-1H-indol-5-yl)-7-phenyl-6,7-dihydro-5H-cyclopenta[d]pyrimidine-2,4-diamine	A	B	1.75/2	370.3
250	N2-(benzofuran-5-yl)-N4-methyl-7-phenyl-6,7-dihydro-5H-cyclopenta[d]pyrimidine-2,4-diamine	A	B	1.85/2	357.2
251	N2-(1H-indol-5-yl)-N4-methyl-7-phenyl-6,7-dihydro-5H-cyclopenta[d]pyrimidine-2,4-diamine	A	B	1.68/2	356.3
252	N4-methyl-N2-(2-methylbenzo[d]oxazol-6-yl)-7-phenyl-6,7-dihydro-5H-cyclopenta[d]pyrimidine-2,4-diamine	A	B	1.73/2	372.3

Example	Compound Name	Coupling Method ^a	LC Method ^b	LC Retention time ^c	(M+H) ⁺
253	N2-(1H-benzo[d]imidazol-6-yl)-N4-methyl-7-phenyl-6,7-dihydro-5H-cyclopenta[d]pyrimidine-2,4-diamine	A	B	1.47/2	357.2
254	N4-methyl-N2-(1-methyl-1H-indol-5-yl)-7-phenyl-6,7-dihydro-5H-cyclopenta[d]pyrimidine-2,4-diamine	A	B	1.82/2	370.3
255	N4-methyl-N2-(2-methylbenzo[d]thiazol-6-yl)-7-phenyl-6,7-dihydro-5H-cyclopenta[d]pyrimidine-2,4-diamine	A	B	1.78/2	388.2
256	N2-(4-bromo-3-methoxyphenyl)-N4-methyl-7-phenyl-6,7-dihydro-5H-cyclopenta[d]pyrimidine-2,4-diamine	A	A	2.63/4	425.0/ 427.0

Coupling Method A^a: The method as described in Example 8.

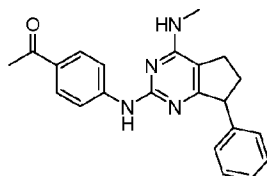
Coupling Method B^a: The two components were heated at 100 °C in 1:1 HOAc/Dioxane.

Analysis was conducted on one of the following columns^b:

- 5 LC Method A^b: Phenomenex Luna 3X50 95/5 to 5/95 water/MeOH, 0.1% TFA
- LC Method B^b: Phenomenex Luna 2X50 95/5 to 5/95 water/CH₃CN, 0.1% NH₄OAc
- LC Method C^b: Phenomenex Luna 2X50 95/5 to 5/95 water/MeOH, 0.1% TFA
- LC Method D^b: Waters 2X50 95/5 to 5/95 water/MeOH, 0.1% NH₄OAc
- LC Method E^b: Supelco Ascentis Exp 95/5 to 5/95 water/CH₃CN, 0.1% NH₄OAc
- 10 LC Retention Times^c are reported along with the gradient run time (rt/grt).

Example 257

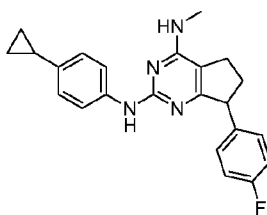
1-(4-(4-(methylamino)-7-phenyl-6,7-dihydro-5H-cyclopenta[d]pyrimidin-2-ylamino)phenyl)ethanone



- 5 A mixture of Example 256 (20 mg, 0.047 mmol), tributyl(1-ethoxyvinyl)stannane (67.9 mg, 0.188 mmol) and Tetrakis(5.43 mg, 4.70 μ mol) in toluene(188 μ L) was heated at 80°C for 12 hrs. The crude product was purified by prep HPLC. The resulting product was treated with HCl(0.8 eq.) in acetone(0.285 M) and stirred at RT overnight. The mixture was concentrated and added EtOAc, washed with water, brine, dried over
- 10 Na₂SO₄ and concentrated to get 1-(2-methoxy-4-(4-(methylamino)-7-phenyl-6,7-dihydro-5H-cyclopenta[d]pyrimidin-2-ylamino)phenyl)ethanone(4 mg, 10.3 μ mol, 22 % yield). LC-MS (M+H)⁺ = 389.2 ¹H NMR (500 MHz, MeOD) δ ppm 7.74 (d, *J*=8.55 Hz, 1 H) 7.66 (s, 1 H) 7.36 - 7.49 (m, 3 H) 7.19 - 7.36 (m, 2 H) 7.08 (dd, *J*=8.55, 1.83 Hz, 1 H) 4.45 (br. s., 1 H) 3.86 - 3.98 (m, 3 H) 3.16 - 3.24 (m, 3 H) 2.93 (br. s., 1 H) 2.73 -
- 15 2.86 (m, 2 H) 2.53 - 2.63 (m, 3 H) 2.11 - 2.23 (m, 1 H).

Example 258

N2-(4-cyclopropylphenyl)-7-(4-fluorophenyl)-N4-methyl-6,7-dihydro-5H-cyclopenta[d]pyrimidine-2,4-diamine



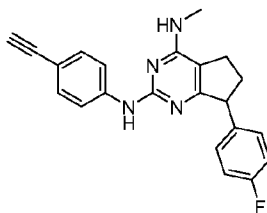
20

- To a solution of the fluorinated analog of Example 256 (150 mg, 0.338 mmol) in Toluene (Ratio: 20, Volume: 1611 μ l) was added Cyclopropylboronic acid (37.8 mg, 0.440 mmol), PdOAc₂ (3.80 mg, 0.017 mmol), Tricyclohexylphosphine (9.49 mg, 0.034 mmol), Potassium orthophosphate (251 mg, 1.184 mmol), and Water (Ratio: 1.000,
- 25 Volume: 81 μ l). The resulting mixture was brought to 110 °C and stirred overnight. The reaction mixture was diluted with EtOAc (5 mL), washed with water (2 mL), brine (2

mL), dried over MgSO₄, filtered and concentrated in vacuo. Purification by flash chromatography (Silica, EtOAc/Hexanes) gave N2-(4-cyclopropyl-3-methoxyphenyl)-7-(4-fluorophenyl)-N4-methyl-6,7-dihydro-5H-cyclopenta[d]pyrimidine-2,4-diamine (15 mg, 0.037 mmol, 10.96 % yield). LC-MS (M+H)⁺ = 405.1 ¹H NMR (500 MHz, MeOD) δ ppm 7.60 (d, *J*=1.83 Hz, 1 H) 7.19 (dd, *J*=7.93, 5.80 Hz, 2 H) 6.97 - 7.14 (m, 3 H) 6.69 - 6.78 (m, 1H) 4.05 - 4.22 (m, 2 H) 3.62 - 3.71 (m, 3 H) 2.98 - 3.11 (m, 3 H) 2.72 - 2.85 (m, 1 H) 2.55 - 2.72 (m, 2 H) 1.90 - 2.05 (m, 2 H) 1.26 (t, *J*=7.17 Hz, 1 H) 0.73 - 0.86 (m, 1 H) 0.46 - 0.61 (m, 1 H).

10 Example 259

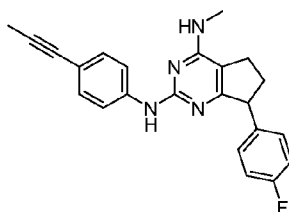
N2-(4-ethynylphenyl)-7-(4-fluorophenyl)-N4-methyl-6,7-dihydro-5H-cyclopenta[d]pyrimidine-2,4-diamine



The mixture of tributyl(ethynyl)stannane (53.3 mg, 0.169 mmol), the fluorinated analog of Example 256 (50 mg, 0.113 mmol) and Tetrakis (10.0 mg, 0.011 mmol) in toluene (226 μL) was heated at 110°C for 2 h, and then the solvent was removed in vacuo. The residue was purified by prep HPLC to get N2-(4-ethynyl-3-methoxyphenyl)-7-(4-fluorophenyl)-N4-methyl-6,7-dihydro-5H-cyclopenta[d]pyrimidine-2,4-diamine (1.5 mg, 3.86 μmol). LC-MS (M+H)⁺ = 389.2 ¹H NMR (500 MHz, CHLOROFORM-*d*) δ ppm 7.86 (s, 1 H) 7.31 (d, *J*=8.55 Hz, 2 H) 7.16 (dd, *J*=7.78, 5.65 Hz, 3 H) 7.01 (t, *J*=8.70 Hz, 2 H) 6.71 (br. s., 1 H) 4.52 (br. s., 1 H) 3.71 (s, 3 H) 3.15 (d, *J*=4.88 Hz, 3 H) 2.67 (d, *J*=9.77 Hz, 3 H) 1.95 - 2.14 (m, 1 H).

Example 260

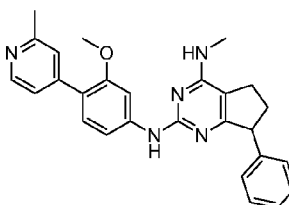
25 *7-(4-fluorophenyl)-N4-methyl-N2-(4-(prop-1-ynyl)phenyl)-6,7-dihydro-5H-cyclopenta[d]pyrimidine-2,4-diamine*



The mixture of tributyl(prop-1-ynyl)stannane (55.7 mg, 0.169 mmol), the fluorinated analog of Example 256 (50 mg, 0.113 mmol) and Tetrakis (10.0 mg, 0.011 mmol) in toluene (226 μ L) was heated at 110°C for 2 h, and then the solvent was removed in vacuo. The residue was purified by prep HPLC to get 7-(4-fluorophenyl)-N2-(3-methoxy-4-(prop-1-ynyl)phenyl)-N4-methyl-6,7-dihydro-5H-cyclopenta[d]pyrimidine-2,4-diamine (2.0 mg, 4.97 μ mol). LC-MS (M+H)⁺ = 403.3 ¹H NMR (400 MHz, CHLOROFORM-*d*) δ ppm 7.80 (d, *J*=1.76 Hz, 1 H) 7.10 - 7.23 (m, 3 H) 6.93 - 7.08 (m, 2 H) 6.73 (s, 1 H) 4.51 (br. s., 1 H) 4.05 - 4.29 (m, 1 H) 3.70 (s, 3 H) 3.14 (d, *J*=4.77 Hz, 3 H) 2.56 - 2.79 (m, 3 H) 2.09 - 2.14 (m, 3 H) 1.99 - 2.09 (m, 1 H).

Example 261

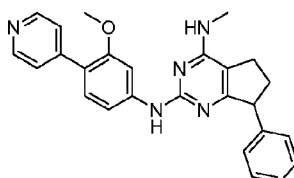
N2-(3-methoxy-4-(2-methylpyridin-4-yl)phenyl)-N4-methyl-7-phenyl-6,7-dihydro-5H-cyclopenta[d]pyrimidine-2,4-diamine



The mixture of 2-methylpyridin-4-ylboronic acid (25.1 mg, 0.183 mmol), Example 256 (26 mg, 0.061 mmol), Tetrakis (14.1 mg, 0.012 mmol) and sodium carbonate (13.0 mg, 0.122 mmol) in toluene (255 μ L)/water (50 μ L) was heated at 150°C for 5 h, and then the solvent was removed in vacuo. The residue was purified by prep HPLC to get N2-(3-methoxy-4-(2-methylpyridin-4-yl)phenyl)-N4-methyl-7-phenyl-6,7-dihydro-5H-cyclopenta[d]pyrimidine-2,4-diamine (5.0 mg, 0.011 mmol). LC-MS (M+H)⁺ = 438.2 ¹H NMR (500 MHz, MeOD) δ ppm 8.60 (br. s., 1 H) 8.06 - 8.19 (m, 2 H) 7.75 (d, *J*=1.83 Hz, 1 H) 7.60 - 7.70 (m, 1 H) 7.38 - 7.49 (m, 2 H) 7.22 - 7.38 (m, 4 H) 4.43 - 4.57 (m, 1 H) 3.86 - 3.99 (m, 3 H) 3.17 - 3.26 (m, 3 H) 2.89 - 3.01 (m, 1 H) 2.73 - 2.89 (m, 5 H) 2.19 (dt, *J*=9.16, 6.87 Hz, 1 H).

Example 262

N2-(3-methoxy-4-(pyridin-4-yl)phenyl)-N4-methyl-7-phenyl-6,7-dihydro-5H-cyclopenta[d]pyrimidine-2,4-diamine



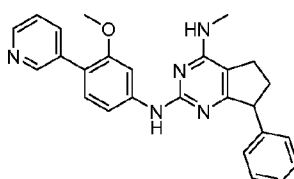
5

The mixture of 4-(tributylstannyl)pyridine (69.2 mg, 0.188 mmol), Example 256 (20 mg, 0.047mmol) and Tetrakis (5.43 mg, 4.70 μ mol) in toluene (196 μ L)/water (39 μ L) was heated at 100°C for 12 h, and then the solvent was removed in vacuo. The residue was purified by prep HPLC to get N2-(3-methoxy-4-(pyridin-4-yl)phenyl)-N4-methyl-7-phenyl-6,7-dihydro-5H-cyclopenta[d]pyrimidine-2,4-diamine (4.0 mg, 9.44 μ mol). LC-MS (M+H)⁺ = 424.2 ¹H NMR (500 MHz, MeOD) δ ppm 8.20 – 8.90 (m, 4H) 7.74 (d, *J*=1.83 Hz, 1 H) 7.62 - 7.70 (m, 1 H) 7.39 - 7.47 (m, 2 H) 7.23 - 7.37 (m, 4 H) 4.43 - 4.54 (m, 1 H) 3.94 (s, 3 H) 3.22 (s, 3 H) 2.89 - 3.01 (m, 1 H) 2.75 - 2.87 (m, 2 H) 2.12 - 2.29 (m, 1 H).

15

Example 263

N2-(3-methoxy-4-(pyridin-3-yl)phenyl)-N4-methyl-7-phenyl-6,7-dihydro-5H-cyclopenta[d]pyrimidine-2,4-diamine



20 The mixture of 3-(tributylstannyl)pyridine (55.4 mg, 0.150 mmol), Example 256 (16 mg, 0.061mmol) and Tetrakis (4.35 mg, 3.76 μ mol) in toluene (188 μ L) was heated at 100°C for 12 h, and then the solvent was removed in vacuo. The residue was purified by prep HPLC to get N2-(3-methoxy-4-(pyridin-3-yl)phenyl)-N4-methyl-7-phenyl-6,7-dihydro-5H-cyclopenta[d]pyrimidine-2,4-diamine (4.0 mg, 9.44 μ mol). LC-MS (M+H)⁺ = 424.2 ¹H NMR (500 MHz, MeOD) δ ppm 8.52 (br. s., 2 H) 7.67 - 7.76 (m, 2 H) 7.55 - 7.64 (m, 1 H) 7.43 - 7.50 (m, 1 H) 7.41 (d, *J*=7.32 Hz, 2 H) 7.32 - 7.37 (m, 1 H) 7.17 - 7.31 (m, 3

25

H) 4.41 - 4.56 (m, 1 H) 3.88 (s, 3 H) 3.16 - 3.28 (m, 3 H) 2.88 - 3.02 (m, 1 H) 2.73 - 2.88 (m, 2 H) 2.09 - 2.26 (m, 1 H).

5

BIOLOGICAL METHODS

Cellular assays for inhibition of A β 1-40 and A β 1-42 production

H4 cells stably transfected with APP751 containing the Swedish mutation (H4 APP751 SWE clone 8.20, developed at BMS) were maintained in log phase through twice weekly passage at a 1:20 split. For IC₅₀ determinations, 30 μ l cells (1.5×10^4 cells/well) in DMEM media containing 0.0125% BSA (Sigma A8412) were plated directly into 384-well compound plates (Costar 3709) containing 0.1 μ l serially diluted compound in DMSO. Following incubation for 19 h in 5% CO₂ at 37° C, plates were briefly centrifuged (1000 rpm, 5 min). A 10 μ l aliquot from each well was transferred to a second assay plate (Costar 3709) for A β 40 measurements. Antibody cocktails were freshly prepared by dilution into 40 mM Tris-HCl (pH 7.4) with 0.2% BSA and added to assay plates. For A β 42 measurements, antibodies specific for the A β 42 neoepitope (565, developed at BMS; conjugated to the Wallac reagent (Perkin Elmer)) and the N-terminal sequence of A β peptide (26D6, developed at SIBIA; conjugated to APC (Perkin Elmer)) were mixed and 20 μ l of the mixture was added to each well of the incubated cell plate yielding a final concentration of 0.8 ng/well 565 and 75 ng/well 26D6. For the A β 40 measurements, antibodies specific for the A β 40 neoepitope (TSD, developed at BMS; conjugated to the Wallac reagent (Perkin Elmer)) and 26D6 as described above were mixed and 20 μ l of the mixture was added to the 10 μ l aliquots which had been removed previously from the cell plate yielding a final concentration of 1.6 ng/well TSD and 17.5 ng/well 26D6. Assay plates containing antibodies were sealed with aluminum foil and incubated overnight at 4° C. Signal was determined using a Viewlux counter (Perkin Elmer) and IC₅₀ values determined using curve fitting in CurveMaster (Excel Fit based).

The activity of representative compounds of the present disclosure, based on A β 42 cellular IC₅₀ values in H4 APP751 SWE clone 8.20, are illustrated in Table 1 (below).

Table 1

Compound of Example	Activity Rating ^a	Compound of Example	Activity Rating ^a
1	+++	85	+++
2	+++	86	++
3	++	87	60 nM
3A	+++	88	++
3B	++	88A	4.5 nM
4	+++	88B	++
4A	+++	89	++
4B	++	90A	++
5	+++	90B	270 nM
5A	+++	91A	+++
5B	++	91B	+
6	++	92	++
6A	+++	93	20 nM
6B	++	94	+++
7A	+++	94A	+++
7B	++	94B	++
8	+++	95	+++
9	8.1 nM	95A	+++
10	+++	95B	++
11	+++	96	+++
11A	3.8	96A	+++
11B	+++	96B	4.6 nM
12	+++	97	+++
12A	+++	97A	+++
13	-	97B	++
14	-	98	++
15	++	98A	+++
16	++	98B	++
16A	+++	99	19 nM
16B	+	99A	++

Compound of Example	Activity Rating ^a	Compound of Example	Activity Rating ^a
17	++	99B	190 nM
17A	120 nM	100	+++
17B	++	100A	4.7 nM
18	++	100B	++
18A	8.8 nM	101	++
18B	++	101A	+++
19	++	101B	++
19A	++	102	+++
19B	59 nM	102A	+++
20	+++	102B	++
20A	+++	103	+++
20B	++	103A	+++
21	++	103B	++
21A	++	104	++
21B	+	105	8.8 nM
23	++	106	++
23A	++	107	++
23B	+	107A	++
24	++	107B	+
24A	++	108	20 nM
24B	200 nM	109A	+++
25	++	109B	+++
26	+++	110A	+++
26A	++	110B	++
26B	++	111	35 nM
27	++	112	+++
28	++	112A	+++
28A	++	112B	++
29	++	113	5.7 nM
29A	++	113A	+++

Compound of Example	Activity Rating ^a	Compound of Example	Activity Rating ^a
29B	++	113B	++
30	++	114	+++
30A	++	114A	++
30B	230 nM	114B	+
31	+	115	+++
32	++	115A	+++
33	100 nM	115B	++
34	++	116	++
35	+++	116A	+++
36	++	116B	+
37	+++	117	45 nM
38	++	117A	++
38A	12 nM	117B	+
38B	++	118	++
39	++	118A	+++
39B	+	118B	+
40A	+++	119	++
40B	+	119A	7.4 nM
41	++	119B	+
41A	++	120	++
41B	++	120A	+++
41C	++	120B	+
41D	++	121	++
42	++	121A	+++
42A	+++	121B	120 nM
43	+++	122A	+++
44	13 nM	123A	++
44A	+++	123B	370 nM
45A	++	124	++
45B	2.5 nM	124A	+++

Compound of Example	Activity Rating ^a	Compound of Example	Activity Rating ^a
45C	++	124B	++
45D	+++	125	++
46	+++	126	++
46A	+++	127	++
46B	++	127A	+++
47	+++	127B	++
48	18 nM	128	+
48A	+++	129	++
48B	130 nM	129A	+++
49	+++	130	+++
49A	+++	130A	+++
49B	++	131	++
50	+++	131A	+++
50A	+++	132	++
50B	++	132A	15 nM
51	4.5 nM	133	++
51A	+++	133A	+++
51B	+++	134	+++
52	++	134A	3.6 nM
52A	+++	135	++
52B	++	135A	++
53	++	136	+++
53A	+++	136A	+++
53B	++	137	11 nM
54	++	137A	+++
54A	++	138	++
54B	+++	138A	+++
55	++	139	++
55B	++	139A	++
56	++	140	++

Compound of Example	Activity Rating ^a	Compound of Example	Activity Rating ^a
56A	+++	140A	+++
56B	++	141	++
57A	14 nM	141A	+++
57B	+	142	++
58A	+++	143	++
58B	120 nM	143B	430 nM
59	++	144	++
59A	+++	144B	540 nM
60	+++	145	++
60A	5.6 nM	146	++
60B	++	147	++
61	++	148A	+++
61A	+++	149	++
61B	++	150	++
62	++	151	+++
62A	+++	151A	+++
62B	86 nM	152	++
63	++	153	++
63A	++	154	++
63B	+	154A	+++
64	++	155A	+++
64A	+++	156	+++
64B	++	156A	9.8 nM
65	++	157	++
65A	5.3 nM	157A	++
65B	160 nM	158	++
66	++	159	++
66A	+	160	++
66B	+++	161	+
67	++	162	++

Compound of Example	Activity Rating ^a	Compound of Example	Activity Rating ^a
67A	++	162A	++
67B	540 nM	163A	+++
68	++	164A	++
69	++	165	++
69A	+++	165A	++
69B	+	165B	180 nM
70	+++	166	+
70A	+++	167A	26 nM
70B	++	168A	+++
71	++	169	++
71A	+++	169A	+++
71B	++	170	++
72	+++	170A	+++
73	3.8 nM	171	16 nM
74A	++	171A	++
75	++	172A	+++
75A	+++	172B	+
75B	++	173	490 nM
76	++	174	++
77	++	175	++
78	++	175A	+++
78A	19 nM	176	+++
78B	++	176A	+++
79A	5.8 nM	176B	+++
79B	++	177	++
80	++	178	+++
80A	++	179	++
81	++	180	++
82	++	181	++
82A	+++	181A	+++

Compound of Example	Activity Rating ^a	Compound of Example	Activity Rating ^a
82B	++	181B	50 nM
83	++	182	++
83A	+++	182A	+++
83B	++	182B	++
84	++	183	11 nM
84A	++	183A	+++
84B	290 nM	183B	++
184	++	211	+++
185	++	212	33 nM
186	++	213	insol
187	++	214	77 nM
187A	++	215A	^
187B	++	215B	173 nM
188	19 nM	216	^
189	+++	217	^
189A	+++	218	3700 nM
189B	++	219	^
190	37 nM	220	550 nM
191	++	221	^
191A	++	222	^
191B	96 nM	223	11000 nM
192	64 nM	224	^
192A	170 nM	225	18 nM
192B	16 nM	226	+
193	++	193B	++
193A	+	227	12 nM
194	++	228	^
194A	++	229	^
194B	175 nM	230	42 nM
195	17 nM	231	+

Compound of Example	Activity Rating ^a	Compound of Example	Activity Rating ^a
195A	26 nM	232	^
195B	+	233	^
196	++	234	^
196A	+++	235	+
196B	54 nM	236	^
197	16 nM	237	29 nM
197A	60 nM	238	+
197B	+++	239	+
198	++	240	Insol
198A	+	241	Insol
198B	15 nM	242	67 nM
199	++	243	+
199A	+	244	^
199B	+++	245	^
200	++	246	31 nM
200A	++	247	+
200B	++	248	^
201	5.3 nM	249	^
201A	10 nM	250	^
201B	++	251	^
202	+++	252	^
203	19 nM	253	5900 nM
203A	+++	254	1000 nM
203B	++	255	^
204	19 nM	256	97 nM
204A	19 nM	257	++
204B	+	258	^
205	++	259	940 nM
206	15 nM	260	860 nM
207	+	261	+++

Compound of Example	Activity Rating ^a	Compound of Example	Activity Rating ^a
208	++	262	+++
209	+++	263	32 nM
210	61 nM		

^aActivity based on A β 42 cellular IC₅₀ values in H4 APP751 SWE clone 8.20.

+++ = 1.5 nM - 0.0099 M

++ = 0.010 – 0.100 μ M

+ = 0.100 – 1.0 μ M

^ = > 1.0 μ M

It will be evident to one skilled in the art that the present disclosure is not limited to the foregoing illustrative examples, and that it can be embodied in other specific forms without departing from the essential attributes thereof. It is therefore desired that the examples be considered in all respects as illustrative and not restrictive, reference being made to the appended claims, rather than to the foregoing examples, and all changes which come within the meaning and range of equivalency of the claims are therefore intended to be embraced therein.

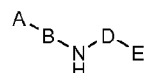
The term "comprising" as used in this specification and claims means "consisting at least in part of". When interpreting statements in this specification and claims which include "comprising", other features besides the features prefaced by this term in each statement can also be present. Related terms such as "comprise" and "comprised" are to be interpreted in similar manner.

In this specification where reference has been made to patent specifications, other external documents, or other sources of information, this is generally for the purpose of providing a context for discussing the features of the invention. Unless specifically stated otherwise, reference to such external documents is not to be construed as an admission that such documents, or such sources of information, in any jurisdiction, are prior art, or form any part of the common general knowledge in the art.

CLAIMS

What is claimed is:

1. A compound of formula (I)



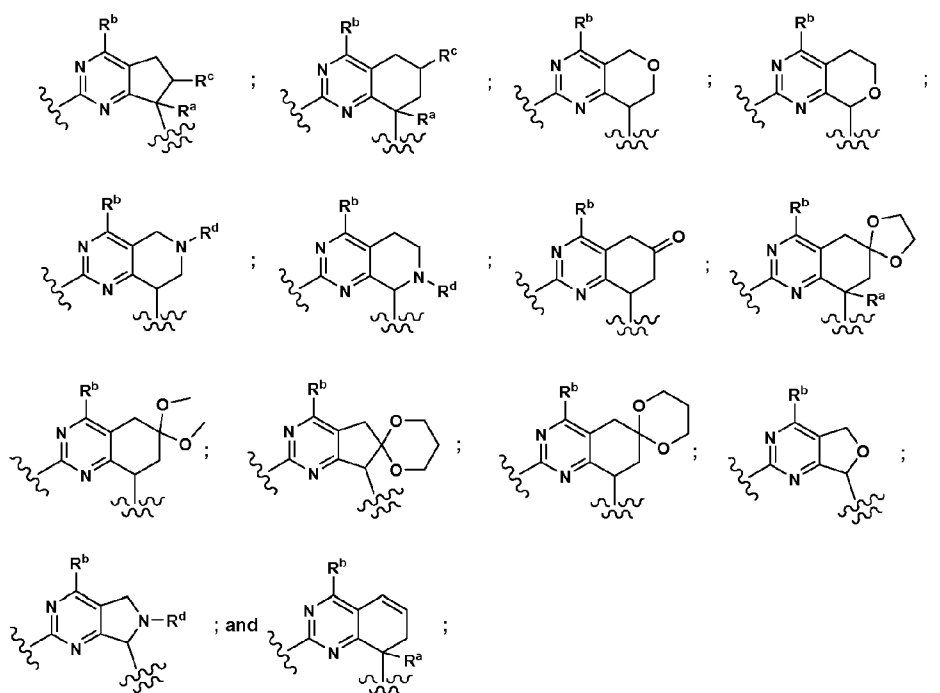
(I),



or a pharmaceutically acceptable salt thereof, wherein


A is a five- or six-membered heteroaromatic ring containing from one to three heteroatoms independently selected from nitrogen, oxygen, and sulfur; wherein said heteroaromatic ring is optionally substituted with one or two groups selected from halo, haloC₁₋₆alkyl, hydroxy, amino, C₁₋₆alkoxy, and C₁₋₆alkyl;

B is selected from phenyl and pyridinyl, wherein the phenyl and pyridinyl are optionally substituted with one or two substituents independently selected from C₁₋₆alkoxy, C₁₋₆alkyl, C₁₋₃alkylamino-C₁₋₆alkoxy, cyano, C₁₋₃dialkylamino-C₁₋₆alkoxy, halo, haloC₁₋₆alkoxy, haloC₁₋₆alkyl, hydroxy, methylamino, and amino;

D is selected from



 "  " denotes the point of attachment to the nitrogen atom of the parent molecule;

 " denotes the point of attachment to the 'E' moiety;

R^a is selected from hydrogen, C_{1-6} alkyl, C_{2-6} alkenyl, and hydroxy;

R^b is $-NR^xR^y$, wherein R^x and R^y are independently selected from hydrogen, C_{1-4} alkoxy, C_{1-4} alkoxy C_{1-4} alkyl, C_{1-4} alkoxycarbonyl, C_{1-6} alkyl, C_{3-7} cycloalkyl, $(C_{3-7}$ cycloalkyl) C_{1-4} alkyl, hydroxy C_{1-4} alkyl, and trideuteromethyl, wherein the alkyl part of the $(C_{3-7}$ cycloalkyl) C_{1-4} alkyl can be optionally substituted with a C_{1-4} alkoxy group; or, R^x and R^y , together with the nitrogen atom to which they are attached, form a four- to seven-membered monocyclic or bicyclic ring optionally containing one double bond and optionally containing one additional heteroatom selected from O, NR^z , and S; wherein R^z is selected from hydrogen, C_{1-6} alkyl, and C_{1-4} alkoxycarbonyl; and wherein the ring is optionally substituted with one or two substituents independently selected from C_{1-6} alkoxy, C_{1-6} alkyl, halo, halo C_{1-4} alkyl, hydroxy, $-NR^fR^g$, oxo, spirocyclic dioxolanyl; wherein R^f and R^g are independently selected from hydrogen, C_{1-4} alkoxycarbonyl, and C_{1-6} alkyl;

R^c is selected from hydrogen, C_{1-4} alkylsulfonyl, C_{1-4} alkylsulfonylamido, amino, C_{1-6} alkylamino, C_{1-6} dialkylamino, C_{3-7} cycloalkylamino, hydroxy, and C_{1-4} alkoxy;

R^d is selected from hydrogen, C_{1-6} alkyl, C_{1-4} alkoxy C_{1-4} alkylcarbonyl, C_{1-6} alkoxycarbonyl, C_{1-6} alkylcarbonyl, C_{1-6} alkylsulfonyl, C_{3-7} cycloalkylsulfonyl, C_{3-7} cycloalkylcarbonyl, C_{1-6} dialkylamino C_{1-4} alkylcarbonyl, and halo C_{1-4} alkyl, wherein the alkyl part of the alkoxycarbonyl, the alkylcarbonyl, and the alkylsulfonyl are optionally substituted with one substituent selected from C_{1-4} dialkylamino, and C_{1-4} alkoxy; and

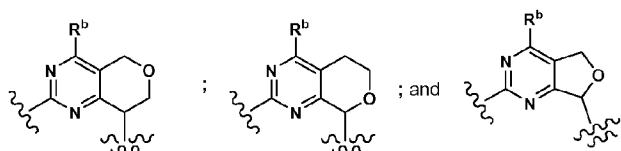
E is selected from C_{1-6} alkyl, C_{4-6} cycloalkyl, $(C_{4-7}$ cycloalkyl) C_{1-4} alkyl, benzyl, phenyl, and a five- to six-membered heteroaromatic ring containing one or two nitrogen atoms, wherein the phenyl, the phenyl part of the benzyl, and the heteroaromatic ring are each optionally substituted with one, two, or three substituents independently selected from C_{1-6} alkyl, C_{1-6} alkoxy, cyano, halo, halo C_{1-6} alkoxy, and halo C_{1-6} alkyl.

2. A compound of claim 1, or a pharmaceutically acceptable salt thereof, wherein A is a five-membered heteroaromatic ring containing from one to three nitrogen atoms; wherein said heteroaromatic ring is optionally substituted with one group selected from halo and C₁₋₆alkyl.

3. A compound of claim 2, or a pharmaceutically acceptable salt thereof, wherein B is selected from phenyl and pyridinyl, wherein the phenyl and pyridinyl are optionally substituted with one or two substituents independently selected from C₁₋₆alkoxy and halo.

4. A compound of claim 3, or a pharmaceutically acceptable salt thereof, wherein E is phenyl optionally substituted with one, two, or three substituents independently selected from C₁₋₆alkyl, C₁₋₆alkoxy, cyano, halo, haloC₁₋₆alkoxy, and haloC₁₋₆alkyl.

5. A compound of claim 4, or a pharmaceutically acceptable salt thereof, wherein D is selected from

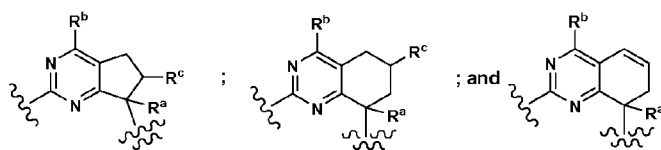


6. A compound of claim 5, or a pharmaceutically acceptable salt thereof, wherein R^b is -NR^xR^y, wherein R^x and R^y are independently selected from hydrogen, C₁₋₄alkoxyC₁₋₄alkyl, C₁₋₆alkyl, C₃₋₇cycloalkyl, hydroxyC₁₋₄alkyl, and trideuteromethyl, wherein the alkyl part of the (C₃₋₇cycloalkyl)C₁₋₄alkyl can be optionally substituted with a C₁₋₄alkoxy group.

7. A compound of claim 5, or a pharmaceutically acceptable salt thereof, wherein R^b is -NR^xR^y, wherein R^x and R^y, together with the nitrogen atom to which they are attached, form a four- to seven-membered monocyclic or bicyclic ring optionally containing one additional heteroatom selected from O and NR^z; wherein R^z is selected from C₁₋₆alkyl, and C₁₋₄alkoxycarbonyl; and wherein the ring is

optionally substituted with one or two substituents independently selected from C₁₋₆alkoxy, C₁₋₆alkyl, halo, haloC₁₋₄alkyl, hydroxy, -NR^fR^g, oxo, and spirocycle dioxolanyl; wherein R^f and R^g are independently selected from hydrogen, C₁₋₄alkoxycarbonyl, and C₁₋₆alkyl.

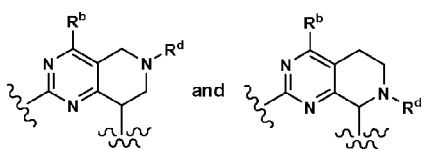
8. A compound of claim 4, or a pharmaceutically acceptable salt thereof, wherein D is selected from



9. A compound of claim 8, or a pharmaceutically acceptable salt thereof, wherein R^b is -NR^xR^y, wherein R^x and R^y are independently selected from hydrogen, C₁₋₄alkoxyC₁₋₄alkyl, C₁₋₆alkyl, C₃₋₇cycloalkyl, hydroxyC₁₋₄alkyl, and trideuteromethyl, wherein the alkyl part of the (C₃₋₇cycloalkyl)C₁₋₄alkyl can be optionally substituted with a C₁₋₄alkoxy group.

10. A compound of claim 8, or a pharmaceutically acceptable salt thereof, wherein R^b is -NR^xR^y, wherein R^x and R^y, together with the nitrogen atom to which they are attached, form a four- to seven-membered monocyclic or bicyclic ring optionally containing one additional heteroatom selected from O and NR^z; wherein R^z is selected from C₁₋₆alkyl, and C₁₋₄alkoxycarbonyl; and wherein the ring is optionally substituted with one or two substituents independently selected from C₁₋₆alkoxy, C₁₋₆alkyl, halo, haloC₁₋₄alkyl, hydroxy, -NR^fR^g, oxo, and spirocycle dioxolanyl; wherein R^f and R^g are independently selected from hydrogen, C₁₋₄alkoxycarbonyl, and C₁₋₆alkyl.

11. A compound of claim 4, or a pharmaceutically acceptable salt thereof, wherein D is selected from



12. A compound of claim 11, or a pharmaceutically acceptable salt thereof, wherein R^b is $-NR^xR^y$, wherein R^x and R^y are independently selected from hydrogen, C_{1-4} alkoxy C_{1-4} alkyl, C_{1-6} alkyl, C_{3-7} cycloalkyl, hydroxy C_{1-4} alkyl, and trideuteromethyl, wherein the alkyl part of the $(C_{3-7}$ cycloalkyl) C_{1-4} alkyl can be optionally substituted with a C_{1-4} alkoxy group.

13. A compound of claim 11, or a pharmaceutically acceptable salt thereof, wherein R^b is $-NR^xR^y$, wherein R^x and R^y , together with the nitrogen atom to which they are attached, form a four- to seven-membered monocyclic or bicyclic ring optionally containing one additional heteroatom selected from O and NR^z ; wherein R^z is selected from C_{1-6} alkyl, and C_{1-4} alkoxycarbonyl; and wherein the ring is optionally substituted with one or two substituents independently selected from C_{1-6} alkoxy, C_{1-6} alkyl, halo, halo C_{1-4} alkyl, hydroxy, $-NR^fR^g$, oxo, and spirocycle dioxolanyl; wherein R^f and R^g are independently selected from hydrogen, C_{1-4} alkoxycarbonyl, and C_{1-6} alkyl.

14. A compound selected from
 N2-(3-methoxy-4-(3-methyl-1H-1,2,4-triazol-1-yl)phenyl)-N4-methyl-7-phenyl-6,7-dihydro-5H-cyclopenta[d]pyrimidine-2,4-diamine;
 N2-(3-fluoro-4-(3-methyl-1H-1,2,4-triazol-1-yl)phenyl)-N4-methyl-7-phenyl-6,7-dihydro-5H-cyclopenta[d]pyrimidine-2,4-diamine;
 N2-(3-fluoro-4-(5-methyl-1H-1,2,4-triazol-1-yl)phenyl)-N4-methyl-7-phenyl-6,7-dihydro-5H-cyclopenta[d]pyrimidine-2,4-diamine;
 N²-(3-fluoro-4-(5-methyl-1H-1,2,4-triazol-1-yl)phenyl)-N⁴-methyl-7-phenyl-6,7-dihydro-5H-cyclopenta[d]pyrimidine-2,4-diamine;
 N²-(3-fluoro-4-(5-methyl-1H-1,2,4-triazol-1-yl)phenyl)-N⁴-methyl-7-phenyl-6,7-dihydro-5H-cyclopenta[d]pyrimidine-2,4-diamine;
 N²-(4-(4-chloro-1H-imidazol-1-yl)-3-methoxyphenyl)-N⁴,N⁴-dimethyl-7-phenyl-6,7-dihydro-5H-cyclopenta[d]pyrimidine-2,4-diamine;
 (S)-N²-(4-(4-chloro-1H-imidazol-1-yl)-3-methoxyphenyl)-N⁴,N⁴-dimethyl-7-phenyl-6,7-dihydro-5H-cyclopenta[d]pyrimidine-2,4-diamine;
 (R)-N²-(4-(4-chloro-1H-imidazol-1-yl)-3-methoxyphenyl)-N⁴,N⁴-dimethyl-7-phenyl-6,7-dihydro-5H-cyclopenta[d]pyrimidine-2,4-diamine;

N^2 -(4-(4-chloro-1H-imidazol-1-yl)-3-methoxyphenyl)- N^4 -ethyl- N^4 -methyl-7-phenyl-6,7-dihydro-5H-cyclopenta[d]pyrimidine-2,4-diamine;
 (S)- N^2 -(4-(4-chloro-1H-imidazol-1-yl)-3-methoxyphenyl)- N^4 -ethyl- N^4 -methyl-7-phenyl-6,7-dihydro-5H-cyclopenta[d]pyrimidine-2,4-diamine;
 (R)- N^2 -(4-(4-chloro-1H-imidazol-1-yl)-3-methoxyphenyl)- N^4 -ethyl- N^4 -methyl-7-phenyl-6,7-dihydro-5H-cyclopenta[d]pyrimidine-2,4-diamine;
 4-(Azetidin-1-yl)-N-(4-(4-chloro-1H-imidazol-1-yl)-3-methoxyphenyl)-7-phenyl-6,7-dihydro-5H-cyclopenta[d]pyrimidin-2-amine;
 (S)-4-(Azetidin-1-yl)-N-(4-(4-chloro-1H-imidazol-1-yl)-3-methoxyphenyl)-7-phenyl-6,7-dihydro-5H-cyclopenta[d]pyrimidin-2-amine;
 (R)-4-(Azetidin-1-yl)-N-(4-(4-chloro-1H-imidazol-1-yl)-3-methoxyphenyl)-7-phenyl-6,7-dihydro-5H-cyclopenta[d]pyrimidin-2-amine;
 N^2 -(4-(4-chloro-1H-imidazol-1-yl)-3-methoxyphenyl)- N^4 -methyl-7-phenyl-6,7-dihydro-5H-cyclopenta[d]pyrimidine-2,4-diamine;
 (S)- N^2 -(4-(4-chloro-1H-imidazol-1-yl)-3-methoxyphenyl)- N^4 -methyl-7-phenyl-6,7-dihydro-5H-cyclopenta[d]pyrimidine-2,4-diamine;
 (R)- N^2 -(4-(4-chloro-1H-imidazol-1-yl)-3-methoxyphenyl)- N^4 -methyl-7-phenyl-6,7-dihydro-5H-cyclopenta[d]pyrimidine-2,4-diamine;
 N^2 -(4-(4-chloro-1H-imidazol-1-yl)-3-methoxyphenyl)- N^4 -cyclopropyl-7-phenyl-6,7-dihydro-5H-cyclopenta[d]pyrimidine-2,4-diamine;
 N^2 -(4-(4-chloro-1H-imidazol-1-yl)-3-methoxyphenyl)- N^4 -cyclobutyl-7-phenyl-6,7-dihydro-5H-cyclopenta[d]pyrimidine-2,4-diamine;
 N^2 -(4-(4-chloro-1H-imidazol-1-yl)-3-methoxyphenyl)- N^4 -isopropyl-7-phenyl-6,7-dihydro-5H-cyclopenta[d]pyrimidine-2,4-diamine;
 N^2 -(4-(4-chloro-1H-imidazol-1-yl)-3-methoxyphenyl)-7-(4-fluorophenyl)- N^4 -methyl-6,7-dihydro-5H-cyclopenta[d]pyrimidine-2,4-diamine;
 (S)- N^2 -(4-(4-chloro-1H-imidazol-1-yl)-3-methoxyphenyl)-7-(4-fluorophenyl)- N^4 -methyl-6,7-dihydro-5H-cyclopenta[d]pyrimidine-2,4-diamine;
 (R)- N^2 -(4-(4-chloro-1H-imidazol-1-yl)-3-methoxyphenyl)-7-(4-fluorophenyl)- N^4 -methyl-6,7-dihydro-5H-cyclopenta[d]pyrimidine-2,4-diamine;
 N^2 -(3-Fluoro-4-(5-methyl-1H-1,2,4-triazol-1-yl)phenyl)-7-(4-fluorophenyl)- N^4 -methyl-6,7-dihydro-5H-cyclopenta[d]pyrimidine-2,4-diamine;
 N^2 -(2-Fluoro-5-methoxy-4-(3-methyl-1H-1,2,4-triazol-1-yl)phenyl)-7-(4-

fluorophenyl)-N⁴-methyl-6,7-dihydro-5H-cyclopenta[d]pyrimidine-2,4-diamine;
N²-(6-(4-chloro-1H-imidazol-1-yl)-5-methoxypyridin-3-yl)-7-(4-fluorophenyl)-N⁴-methyl-6,7-dihydro-5H-cyclopenta[d]pyrimidine-2,4-diamine;
N-(4-(4-chloro-1H-imidazol-1-yl)-3-methoxyphenyl)-4-(3,3-difluoroazetidin-1-yl)-7-(4-fluorophenyl)-6,7-dihydro-5H-cyclopenta[d]pyrimidin-2-amine;
4-(3,3-difluoroazetidin-1-yl)-N-(3-fluoro-4-(5-methyl-1H-1,2,4-triazol-1-yl)phenyl)-7-(4-fluorophenyl)-6,7-dihydro-5H-cyclopenta[d]pyrimidin-2-amine;
4-(3,3-difluoroazetidin-1-yl)-N-(3-fluoro-4-(5-methyl-1H-1,2,4-triazol-1-yl)phenyl)-7-(4-fluorophenyl)-6,7-dihydro-5H-cyclopenta[d]pyrimidin-2-amine;
4-(3,3-difluoroazetidin-1-yl)-N-(3-fluoro-4-(5-methyl-1H-1,2,4-triazol-1-yl)phenyl)-7-(4-fluorophenyl)-6,7-dihydro-5H-cyclopenta[d]pyrimidin-2-amine;
N-(4-(3-chloro-1H-1,2,4-triazol-1-yl)-3-methoxyphenyl)-4-(3,3-difluoroazetidin-1-yl)-7-(4-fluorophenyl)-6,7-dihydro-5H-cyclopenta[d]pyrimidin-2-amine;
N-(4-(3-chloro-1H-1,2,4-triazol-1-yl)-3-methoxyphenyl)-4-(3,3-difluoroazetidin-1-yl)-7-(4-fluorophenyl)-6,7-dihydro-5H-cyclopenta[d]pyrimidin-2-amine;
N-(4-(3-chloro-1H-1,2,4-triazol-1-yl)-3-methoxyphenyl)-4-(3,3-difluoroazetidin-1-yl)-7-(4-fluorophenyl)-6,7-dihydro-5H-cyclopenta[d]pyrimidin-2-amine;
4-((1S,4S)-2-oxa-5-azabicyclo[2.2.1]heptan-5-yl)-N-(4-(4-chloro-1H-imidazol-1-yl)-3-methoxyphenyl)-7-(4-fluorophenyl)-6,7-dihydro-5H-cyclopenta[d]pyrimidin-2-amine;
4-((1S,4S)-2-oxa-5-azabicyclo[2.2.1]heptan-5-yl)-N-(4-(4-chloro-1H-imidazol-1-yl)-3-methoxyphenyl)-7-(4-fluorophenyl)-6,7-dihydro-5H-cyclopenta[d]pyrimidin-2-amine;
4-((1S,4S)-2-oxa-5-azabicyclo[2.2.1]heptan-5-yl)-N-(4-(4-chloro-1H-imidazol-1-yl)-3-methoxyphenyl)-7-(4-fluorophenyl)-6,7-dihydro-5H-cyclopenta[d]pyrimidin-2-amine;
N-(4-(4-chloro-1H-imidazol-1-yl)-3-methoxyphenyl)-7-(4-fluorophenyl)-4-(2-methylpyrrolidin-1-yl)-6,7-dihydro-5H-cyclopenta[d]pyrimidin-2-amine;
N-(4-(4-chloro-1H-imidazol-1-yl)-3-methoxyphenyl)-7-(4-fluorophenyl)-4-(2-methylpyrrolidin-1-yl)-6,7-dihydro-5H-cyclopenta[d]pyrimidin-2-amine;

N-(4-(4-chloro-1H-imidazol-1-yl)-3-methoxyphenyl)-7-(4-fluorophenyl)-4-(2-methylpyrrolidin-1-yl)-6,7-dihydro-5H-cyclopenta[d]pyrimidin-2-amine;

N-(4-(4-chloro-1H-imidazol-1-yl)-3-methoxyphenyl)-7-(4-fluorophenyl)-4-(2-methylpyrrolidin-1-yl)-6,7-dihydro-5H-cyclopenta[d]pyrimidin-2-amine;

N-(4-(4-chloro-1H-imidazol-1-yl)-3-methoxyphenyl)-7-(4-fluorophenyl)-4-(2-methylpyrrolidin-1-yl)-6,7-dihydro-5H-cyclopenta[d]pyrimidin-2-amine;

N-(4-(4-chloro-1H-imidazol-1-yl)-3-methoxyphenyl)-7-(4-fluorophenyl)-4-(2-methylpyrrolidin-1-yl)-6,7-dihydro-5H-cyclopenta[d]pyrimidin-2-amine;

N-(4-(4-chloro-1H-imidazol-1-yl)-3-methoxyphenyl)-4-((2S,6R)-2,6-dimethylmorpholino)-7-(4-fluorophenyl)-6,7-dihydro-5H-cyclopenta[d]pyrimidin-2-amine;

N-(4-(4-chloro-1H-imidazol-1-yl)-3-methoxyphenyl)-4-((2S,6R)-2,6-dimethylmorpholino)-7-(4-fluorophenyl)-6,7-dihydro-5H-cyclopenta[d]pyrimidin-2-amine;

N-(4-(4-chloro-1H-imidazol-1-yl)-3-methoxyphenyl)-4-((2S,6R)-2,6-dimethylmorpholino)-7-(4-fluorophenyl)-6,7-dihydro-5H-cyclopenta[d]pyrimidin-2-amine;

1-(2-(4-(4-chloro-1H-imidazol-1-yl)-3-methoxyphenylamino)-7-(4-fluorophenyl)-6,7-dihydro-5H-cyclopenta[d]pyrimidin-4-yl)-4-methylpiperidin-4-ol;

N-(4-(4-chloro-1H-imidazol-1-yl)-3-methoxyphenyl)-4-(2-ethylpyrrolidin-1-yl)-7-(4-fluorophenyl)-6,7-dihydro-5H-cyclopenta[d]pyrimidin-2-amine;

N-(4-(4-chloro-1H-imidazol-1-yl)-3-methoxyphenyl)-4-(2-ethylpyrrolidin-1-yl)-7-(4-fluorophenyl)-6,7-dihydro-5H-cyclopenta[d]pyrimidin-2-amine;

N-(4-(4-chloro-1H-imidazol-1-yl)-3-methoxyphenyl)-4-(2-ethylpyrrolidin-1-yl)-7-(4-fluorophenyl)-6,7-dihydro-5H-cyclopenta[d]pyrimidin-2-amine;

N-(4-(4-chloro-1H-imidazol-1-yl)-3-methoxyphenyl)-4-(2-ethylpyrrolidin-1-yl)-7-(4-fluorophenyl)-6,7-dihydro-5H-cyclopenta[d]pyrimidin-2-amine;

N-(4-(4-chloro-1H-imidazol-1-yl)-3-methoxyphenyl)-4-(2-ethylpyrrolidin-1-yl)-7-(4-fluorophenyl)-6,7-dihydro-5H-cyclopenta[d]pyrimidin-2-amine;

N-(4-(4-chloro-1H-imidazol-1-yl)-3-methoxyphenyl)-4-(2-ethylpyrrolidin-1-yl)-7-(4-fluorophenyl)-6,7-dihydro-5H-cyclopenta[d]pyrimidin-2-amine;

4-(4-amino-4-methylpiperidin-1-yl)-N-(4-(4-chloro-1H-imidazol-1-yl)-3-methoxyphenyl)-7-(4-fluorophenyl)-6,7-dihydro-5H-cyclopenta[d]pyrimidin-2-

amine;

N²-(3-fluoro-4-(5-methyl-1H-1,2,4-triazol-1-yl)phenyl)-7-(4-fluorophenyl)-N⁴-methyl-6,7-dihydro-5H-cyclopenta[d]pyrimidine-2,4-diamine;

N²-(3-fluoro-4-(5-methyl-1H-1,2,4-triazol-1-yl)phenyl)-7-(4-fluorophenyl)-N⁴-methyl-6,7-dihydro-5H-cyclopenta[d]pyrimidine-2,4-diamine;

N²-(3-fluoro-4-(5-methyl-1H-1,2,4-triazol-1-yl)phenyl)-7-(4-fluorophenyl)-N⁴-methyl-6,7-dihydro-5H-cyclopenta[d]pyrimidine-2,4-diamine;

1-(2-(4-(4-chloro-1H-imidazol-1-yl)-3-methoxyphenylamino)-7-(4-fluorophenyl)-6,7-dihydro-5H-cyclopenta[d]pyrimidin-4-yl)-3-(trifluoromethyl)pyrrolidin-3-ol;

1-(2-(4-(4-chloro-1H-imidazol-1-yl)-3-methoxyphenylamino)-7-(4-fluorophenyl)-6,7-dihydro-5H-cyclopenta[d]pyrimidin-4-yl)-3-(trifluoromethyl)pyrrolidin-3-ol;

1-(2-(4-(4-chloro-1H-imidazol-1-yl)-3-methoxyphenylamino)-7-(4-fluorophenyl)-6,7-dihydro-5H-cyclopenta[d]pyrimidin-4-yl)-3-(trifluoromethyl)pyrrolidin-3-ol;

1-(2-(4-(4-chloro-1H-imidazol-1-yl)-3-methoxyphenylamino)-7-(4-fluorophenyl)-6,7-dihydro-5H-cyclopenta[d]pyrimidin-4-yl)-3-(trifluoromethyl)pyrrolidin-3-ol;

N-(4-(4-chloro-1H-imidazol-1-yl)-3-methoxyphenyl)-4-(3-(dimethylamino)pyrrolidin-1-yl)-7-(4-fluorophenyl)-6,7-dihydro-5H-cyclopenta[d]pyrimidin-2-amine;

N-(4-(4-chloro-1H-imidazol-1-yl)-3-methoxyphenyl)-4-(3-(dimethylamino)pyrrolidin-1-yl)-7-(4-fluorophenyl)-6,7-dihydro-5H-cyclopenta[d]pyrimidin-2-amine;

N-(4-(4-chloro-1H-imidazol-1-yl)-3-methoxyphenyl)-4-(3-(dimethylamino)pyrrolidin-1-yl)-7-(4-fluorophenyl)-6,7-dihydro-5H-cyclopenta[d]pyrimidin-2-amine;

N-(4-(4-chloro-1H-imidazol-1-yl)-3-methoxyphenyl)-7-(4-fluorophenyl)-4-(4-methylpiperazin-1-yl)-6,7-dihydro-5H-cyclopenta[d]pyrimidin-2-amine;

N-(4-(4-chloro-1H-imidazol-1-yl)-3-methoxyphenyl)-7-(4-fluorophenyl)-4-(4-methylpiperazin-1-yl)-6,7-dihydro-5H-cyclopenta[d]pyrimidin-2-amine;

N-(4-(4-chloro-1H-imidazol-1-yl)-3-methoxyphenyl)-7-(4-fluorophenyl)-4-

(4-methylpiperazin-1-yl)-6,7-dihydro-5H-cyclopenta[d]pyrimidin-2-amine;
N-(4-(4-chloro-1H-imidazol-1-yl)-3-methoxyphenyl)-7-(4-fluorophenyl)-4-(piperazin-1-yl)-6,7-dihydro-5H-cyclopenta[d]pyrimidin-2-amine;
N-(4-(4-chloro-1H-imidazol-1-yl)-3-methoxyphenyl)-7-(4-fluorophenyl)-4-(3-(methylamino)pyrrolidin-1-yl)-6,7-dihydro-5H-cyclopenta[d]pyrimidin-2-amine;
N-(4-(4-chloro-1H-imidazol-1-yl)-3-methoxyphenyl)-7-(4-fluorophenyl)-4-(3-(methylamino)azetidin-1-yl)-6,7-dihydro-5H-cyclopenta[d]pyrimidin-2-amine;
N-(4-(4-chloro-1H-imidazol-1-yl)-3-methoxyphenyl)-4-(3-(dimethylamino)azetidin-1-yl)-7-(4-fluorophenyl)-6,7-dihydro-5H-cyclopenta[d]pyrimidin-2-amine;
N²-(3-fluoro-4-(3-methyl-1H-1,2,4-triazol-1-yl)phenyl)-7-(4-fluorophenyl)-N⁴-methyl-6,7-dihydro-5H-cyclopenta[d]pyrimidine-2,4-diamine;
N-(4-(4-chloro-1H-imidazol-1-yl)-3-methoxyphenyl)-7-(4-fluorophenyl)-4-((S)-3-fluoropyrrolidin-1-yl)-6,7-dihydro-5H-cyclopenta[d]pyrimidin-2-amine;
N-(4-(4-chloro-1H-imidazol-1-yl)-3-methoxyphenyl)-7-(4-fluorophenyl)-4-((S)-3-fluoropyrrolidin-1-yl)-6,7-dihydro-5H-cyclopenta[d]pyrimidin-2-amine;
N-(4-(4-chloro-1H-imidazol-1-yl)-3-methoxyphenyl)-7-(4-fluorophenyl)-4-((R)-3-fluoropyrrolidin-1-yl)-6,7-dihydro-5H-cyclopenta[d]pyrimidin-2-amine;
N-(4-(4-chloro-1H-imidazol-1-yl)-3-methoxyphenyl)-7-(4-fluorophenyl)-4-((R)-3-fluoropyrrolidin-1-yl)-6,7-dihydro-5H-cyclopenta[d]pyrimidin-2-amine;
N-(4-(4-chloro-1H-imidazol-1-yl)-3-methoxyphenyl)-4-(4,4-difluoropiperidin-1-yl)-7-(4-fluorophenyl)-6,7-dihydro-5H-cyclopenta[d]pyrimidin-2-amine;
N-(4-(4-chloro-1H-imidazol-1-yl)-3-methoxyphenyl)-4-(4-fluoro-5,6-dihydropyridin-1(2H)-yl)-7-(4-fluorophenyl)-6,7-dihydro-5H-cyclopenta[d]pyrimidin-2-amine;
N-(4-(4-chloro-1H-imidazol-1-yl)-3-methoxyphenyl)-7-(4-fluorophenyl)-4-(3-(trifluoromethyl)pyrrolidin-1-yl)-6,7-dihydro-5H-cyclopenta[d]pyrimidin-2-amine;
N²-(4-(4-chloro-1H-imidazol-1-yl)-3-methoxyphenyl)-N⁴-(3-ethoxypropyl)-7-(4-fluorophenyl)-6,7-dihydro-5H-cyclopenta[d]pyrimidine-2,4-diamine;
3-(2-(4-(4-chloro-1H-imidazol-1-yl)-3-methoxyphenylamino)-7-(4-fluorophenyl)-6,7-dihydro-5H-cyclopenta[d]pyrimidin-4-ylamino)propan-1-ol;

7-(4-fluorophenyl)-N2-(3-methoxy-4-(3-methyl-1H-1,2,4-triazol-1-yl)phenyl)-N4-methyl-6,7-dihydro-5H-cyclopenta[d]pyrimidine-2,4-diamine;

N2-(4-(4-chloro-1H-imidazol-1-yl)-3-methoxyphenyl)-N4-(1-cyclopropyl-2-methoxyethyl)-7-(4-fluorophenyl)-6,7-dihydro-5H-cyclopenta[d]pyrimidine-2,4-diamine;

N²-(4-(4-chloro-1H-imidazol-1-yl)-3-methoxyphenyl)-7-(4-fluorophenyl)-N⁴,N⁴-dimethyl-6,7-dihydro-5H-cyclopenta[d]pyrimidine-2,4-diamine;

(S)-N²-(4-(4-chloro-1H-imidazol-1-yl)-3-methoxyphenyl)-7-(4-fluorophenyl)-N⁴,N⁴-dimethyl-6,7-dihydro-5H-cyclopenta[d]pyrimidine-2,4-diamine;

(R)-N²-(4-(4-chloro-1H-imidazol-1-yl)-3-methoxyphenyl)-7-(4-fluorophenyl)-N⁴,N⁴-dimethyl-6,7-dihydro-5H-cyclopenta[d]pyrimidine-2,4-diamine;

N²-(4-(4-chloro-1H-imidazol-1-yl)-3-methoxyphenyl)-7-(4-fluorophenyl)-N⁴-trideuteromethyl-6,7-dihydro-5H-cyclopenta[d]pyrimidine-2,4-diamine;

N2-(4-(4-chloro-1H-imidazol-1-yl)-3-methoxyphenyl)-7-(4-fluorophenyl)-N4-((R)-1-methoxybutan-2-yl)-6,7-dihydro-5H-cyclopenta[d]pyrimidine-2,4-diamine;

N2-(4-(4-chloro-1H-imidazol-1-yl)-3-methoxyphenyl)-N4-((R)-1-cyclopropylethyl)-7-(4-fluorophenyl)-6,7-dihydro-5H-cyclopenta[d]pyrimidine-2,4-diamine;

N2-(4-(4-chloro-1H-imidazol-1-yl)-3-methoxyphenyl)-N4-((S)-1-cyclopropylethyl)-7-(4-fluorophenyl)-6,7-dihydro-5H-cyclopenta[d]pyrimidine-2,4-diamine;

N²-(4-(4-chloro-1H-imidazol-1-yl)-3-methoxyphenyl)-N⁴-methyl-8-phenyl-7,8-dihydro-5H-pyrano[4,3-d]pyrimidine-2,4-diamine;

N²-(4-(4-chloro-1H-imiazol-1-yl)-3-methoxyphenyl)-N⁴-methyl-8-phenyl-7,8-dihydro-5H-pyrano[4,3-d]pyrimidine-2,4-diamine;

N²-(4-(4-chloro-1H-imiazol-1-yl)-3-methoxyphenyl)-N⁴-methyl-8-phenyl-7,8-dihydro-5H-pyrano[4,3-d]pyrimidine-2,4-diamine;

N²-(4-(4-chloro-1H-imidazol-1-yl)-3-methoxyphenyl)-N⁴-ethyl-N⁴-methyl-8-phenyl-7,8-dihydro-5H-pyrano[4,3-d]pyrimidine-2,4-diamine;

(S)-N²-(4-(4-chloro-1H-imidazol-1-yl)-3-methoxyphenyl)-N⁴-ethyl-N⁴-methyl-8-phenyl-7,8-dihydro-5H-pyrano[4,3-d]pyrimidine-2,4-diamine;

(R)-N²-(4-(4-chloro-1H-imidazol-1-yl)-3-methoxyphenyl)-N⁴-ethyl-N⁴-

methyl-8-phenyl-7,8-dihydro-5H-pyrano[4,3-d]pyrimidine-2,4-diamine;
N²-(4-(4-chloro-1H-imidazol-1-yl)-3-methoxyphenyl)-N⁴,N⁴-dimethyl-8-phenyl-7,8-dihydro-5H-pyrano[4,3-d]pyrimidine-2,4-diamine;
(S)-N²-(4-(4-chloro-1H-imidazol-1-yl)-3-methoxyphenyl)-N⁴,N⁴-dimethyl-8-phenyl-7,8-dihydro-5H-pyrano[4,3-d]pyrimidine-2,4-diamine;
(R)-N²-(4-(4-chloro-1H-imidazol-1-yl)-3-methoxyphenyl)-N⁴,N⁴-dimethyl-8-phenyl-7,8-dihydro-5H-pyrano[4,3-d]pyrimidine-2,4-diamine;
8-(4-fluorophenyl)-N2-(3-methoxy-4-(3-methyl-1H-1,2,4-triazol-1-yl)phenyl)-N4-methyl-7,8-dihydro-5H-pyrano[4,3-d]pyrimidine-2,4-diamine;
N4-ethyl-8-(4-fluorophenyl)-N2-(3-methoxy-4-(3-methyl-1H-1,2,4-triazol-1-yl)phenyl)-7,8-dihydro-5H-pyrano[4,3-d]pyrimidine-2,4-diamine;
N2-(4-(4-chloro-1H-imidazol-1-yl)-3-methoxyphenyl)-N4-ethyl-8-(4-fluorophenyl)-7,8-dihydro-5H-pyrano[4,3-d]pyrimidine-2,4-diamine;
N-(4-(4-chloro-1H-imidazol-1-yl)-3-methoxyphenyl)-8-(4-fluorophenyl)-4-((R)-3-fluoropyrrolidin-1-yl)-7,8-dihydro-5H-pyrano[4,3-d]pyrimidin-2-amine;
N-(4-(4-chloro-1H-imidazol-1-yl)-3-methoxyphenyl)-8-(4-fluorophenyl)-4-((R)-3-fluoropyrrolidin-1-yl)-7,8-dihydro-5H-pyrano[4,3-d]pyrimidin-2-amine;
N-(4-(4-chloro-1H-imidazol-1-yl)-3-methoxyphenyl)-8-(4-fluorophenyl)-4-((S)-3-fluoropyrrolidin-1-yl)-7,8-dihydro-5H-pyrano[4,3-d]pyrimidin-2-amine;
N-(4-(4-chloro-1H-imidazol-1-yl)-3-methoxyphenyl)-8-(4-fluorophenyl)-4-((S)-3-fluoropyrrolidin-1-yl)-7,8-dihydro-5H-pyrano[4,3-d]pyrimidin-2-amine;
N4-ethyl-N2-(3-fluoro-4-(5-methyl-1H-1,2,4-triazol-1-yl)phenyl)-8-(4-fluorophenyl)-7,8-dihydro-5H-pyrano[4,3-d]pyrimidine-2,4-diamine;
N2-(4-(4-chloro-1H-imidazol-1-yl)-3-methoxyphenyl)-8-(4-fluorophenyl)-N4-methyl-7,8-dihydro-5H-pyrano[4,3-d]pyrimidine-2,4-diamine;
N2-(4-(4-chloro-1H-imidazol-1-yl)-3-methoxyphenyl)-8-(4-fluorophenyl)-N4,N4-dimethyl-7,8-dihydro-5H-pyrano[4,3-d]pyrimidine-2,4-diamine;
N2-(4-(4-chloro-1H-imidazol-1-yl)-3-methoxyphenyl)-N4-ethyl-8-(4-fluorophenyl)-N4-methyl-7,8-dihydro-5H-pyrano[4,3-d]pyrimidine-2,4-diamine;
N-(4-(4-chloro-1H-imidazol-1-yl)-3-methoxyphenyl)-4-(3,3-difluoroazetidin-1-yl)-8-(4-fluorophenyl)-7,8-dihydro-5H-pyrano[4,3-d]pyrimidin-2-amine;
N²-(4-(4-chloro-1H-imidazol-1-yl)-3-methoxyphenyl)-8-(4-chlorophenyl)-N⁴-methyl-7,8-dihydro-5H-pyrano[4,3-d]pyrimidine-2,4-diamine;

N^2 -(4-(4-chloro-1H-imidazol-1-yl)-3-methoxyphenyl)-8-(4-chlorophenyl)- N^4 -methyl-7,8-dihydro-5H-pyrano[4,3-d]pyrimidine-2,4-diamine;

N^2 -(4-(4-chloro-1H-imidazol-1-yl)-3-methoxyphenyl)-8-(4-chlorophenyl)- N^4 -methyl-7,8-dihydro-5H-pyrano[4,3-d]pyrimidine-2,4-diamine;

N^2 -(4-(4-chloro-1H-imidazol-1-yl)-3-methoxyphenyl)-8-(4-chlorophenyl)- N^4, N^4 -dimethyl-7,8-dihydro-5H-pyrano[4,3-d]pyrimidine-2,4-diamine;

N^2 -(4-(4-chloro-1H-imidazol-1-yl)-3-methoxyphenyl)-8-(4-chlorophenyl)- N^4, N^4 -dimethyl-7,8-dihydro-5H-pyrano[4,3-d]pyrimidine-2,4-diamine;

N^2 -(4-(4-chloro-1H-imidazol-1-yl)-3-methoxyphenyl)-8-(4-chlorophenyl)- N^4, N^4 -dimethyl-7,8-dihydro-5H-pyrano[4,3-d]pyrimidine-2,4-diamine;

N-(4-(4-chloro-1H-imidazol-1-yl)-3-methoxyphenyl)-8-(4-chlorophenyl)-4-(3,3-difluoroazetidin-1-yl)-7,8-dihydro-5H-pyrano[4,3-d]pyrimidin-2-amine;

N-(4-(4-chloro-1H-imidazol-1-yl)-3-methoxyphenyl)-8-(4-chlorophenyl)-4-(3,3-difluoroazetidin-1-yl)-7,8-dihydro-5H-pyrano[4,3-d]pyrimidin-2-amine;

N-(4-(4-chloro-1H-imidazol-1-yl)-3-methoxyphenyl)-8-(4-chlorophenyl)-4-(3,3-difluoroazetidin-1-yl)-7,8-dihydro-5H-pyrano[4,3-d]pyrimidin-2-amine;

8-(4-chlorophenyl)- N^2 -(3-fluoro-4-(5-methyl-1H-1,2,4-triazol-1-yl)phenyl)- N^4, N^4 -dimethyl-7,8-dihydro-5H-pyrano[4,3-d]pyrimidine-2,4-diamine;

8-(4-chlorophenyl)- N^2 -(3-fluoro-4-(5-methyl-1H-1,2,4-triazol-1-yl)phenyl)- N^4, N^4 -dimethyl-7,8-dihydro-5H-pyrano[4,3-d]pyrimidine-2,4-diamine;

8-(4-chlorophenyl)- N^2 -(3-fluoro-4-(5-methyl-1H-1,2,4-triazol-1-yl)phenyl)- N^4, N^4 -dimethyl-7,8-dihydro-5H-pyrano[4,3-d]pyrimidine-2,4-diamine;

8-(4-chlorophenyl)-4-(3,3-difluoroazetidin-1-yl)-N-(3-fluoro-4-(5-methyl-1H-1,2,4-triazol-1-yl)phenyl)-7,8-dihydro-5H-pyrano[4,3-d]pyrimidin-2-amine;

8-(4-chlorophenyl)- N^2 -(3-fluoro-4-(5-methyl-1H-1,2,4-triazol-1-yl)phenyl)- N^4 -methyl-7,8-dihydro-5H-pyrano[4,3-d]pyrimidine-2,4-diamine;

8-(4-chlorophenyl)- N^2 -(3-fluoro-4-(5-methyl-1H-1,2,4-triazol-1-yl)phenyl)- N^4 -methyl-7,8-dihydro-5H-pyrano[4,3-d]pyrimidine-2,4-diamine;

8-(4-chlorophenyl)- N^2 -(3-fluoro-4-(5-methyl-1H-1,2,4-triazol-1-yl)phenyl)- N^4 -methyl-7,8-dihydro-5H-pyrano[4,3-d]pyrimidine-2,4-diamine;

8-(4-chlorophenyl)- N^2 -(3-methoxy-4-(4-methyl-1H-imidazol-1-yl)phenyl)- N^4 -methyl-7,8-dihydro-5H-pyrano[4,3-d]pyrimidine-2,4-diamine;

8-(4-chlorophenyl)- N^2 -(3-methoxy-4-(4-methyl-1H-imidazol-1-yl)phenyl)-

N^4 -methyl-7,8-dihydro-5H-pyrano[4,3-d]pyrimidine-2,4-diamine;
 8-(4-chlorophenyl)- N^2 -(3-methoxy-4-(4-methyl-1H-imidazol-1-yl)phenyl)-
 N^4 -methyl-7,8-dihydro-5H-pyrano[4,3-d]pyrimidine-2,4-diamine;
 8-(4-chlorophenyl)- N^2 -(3-methoxy-4-(3-methyl-1H-1,2,4-triazol-1-yl)phenyl)- N^4 -methyl-7,8-dihydro-5H-pyrano[4,3-d]pyrimidine-2,4-diamine;
 8-(4-chlorophenyl)- N^2 -(3-methoxy-4-(3-methyl-1H-1,2,4-triazol-1-yl)phenyl)- N^4 -methyl-7,8-dihydro-5H-pyrano[4,3-d]pyrimidine-2,4-diamine;
 8-(4-chlorophenyl)- N^2 -(3-methoxy-4-(3-methyl-1H-1,2,4-triazol-1-yl)phenyl)- N^4 -methyl-7,8-dihydro-5H-pyrano[4,3-d]pyrimidine-2,4-diamine;
 8-(4-bromophenyl)- N^2 -(4-(4-chloro-1H-imidazol-1-yl)-3-methoxyphenyl)- N^4 -methyl-7,8-dihydro-5H-pyrano[4,3-d]pyrimidine-2,4-diamine;
 8-(4-bromophenyl)- N^2 -(3-fluoro-4-(5-methyl-1H-1,2,4-triazol-1-yl)phenyl)- N^4 -methyl-7,8-dihydro-5H-pyrano[4,3-d]pyrimidine-2,4-diamine;
 N-(4-(4-chloro-1H-imidazol-1-yl)-3-methoxyphenyl)-7-(4-fluorophenyl)-4-((S)-2-methylpyrrolidin-1-yl)-5,7-dihydrofuro[3,4-d]pyrimidin-2-amine;
 N^2 -(4-(4-chloro-1H-imidazol-1-yl)-3-methoxyphenyl)- N^4 -ethyl-7-(4-fluorophenyl)-5,7-dihydrofuro[3,4-d]pyrimidine-2,4-diamine;
 N^2 -(4-(4-chloro-1H-imidazol-1-yl)-3-methoxyphenyl)- N^4 -ethyl-7-(4-fluorophenyl)-5,7-dihydrofuro[3,4-d]pyrimidine-2,4-diamine;
 N^2 -(4-(4-chloro-1H-imidazol-1-yl)-3-methoxyphenyl)- N^4 -ethyl-7-(4-fluorophenyl)-5,7-dihydrofuro[3,4-d]pyrimidine-2,4-diamine;
 N-(4-(4-chloro-1H-imidazol-1-yl)-3-methoxyphenyl)-7-(4-fluorophenyl)-4-((S)-3-fluoropyrrolidin-1-yl)-5,7-dihydrofuro[3,4-d]pyrimidin-2-amine;
 N-(4-(4-chloro-1H-imidazol-1-yl)-3-methoxyphenyl)-7-(4-fluorophenyl)-4-((S)-3-fluoropyrrolidin-1-yl)-5,7-dihydrofuro[3,4-d]pyrimidin-2-amine;
 N^4 -ethyl- N^2 -(3-fluoro-4-(5-methyl-1H-1,2,4-triazol-1-yl)phenyl)-7-(4-fluorophenyl)-5,7-dihydrofuro[3,4-d]pyrimidine-2,4-diamine;
 N^4 -ethyl- N^2 -(3-fluoro-4-(5-methyl-1H-1,2,4-triazol-1-yl)phenyl)-7-(4-fluorophenyl)-5,7-dihydrofuro[3,4-d]pyrimidine-2,4-diamine;
 N^4 -ethyl- N^2 -(3-fluoro-4-(5-methyl-1H-1,2,4-triazol-1-yl)phenyl)-7-(4-fluorophenyl)-5,7-dihydrofuro[3,4-d]pyrimidine-2,4-diamine;
 N^2 -(4-(4-chloro-1H-imidazol-1-yl)-3-methoxyphenyl)-7-(4-fluorophenyl)- N^4 -methyl-5,7-dihydrofuro[3,4-d]pyrimidine-2,4-diamine;

N²-(4-(4-chloro-1H-imidazol-1-yl)-3-methoxyphenyl)-7-(4-fluorophenyl)-N⁴-methyl-5,7-dihydrofuro[3,4-d]pyrimidine-2,4-diamine;

N-(4-(4-chloro-1H-imidazol-1-yl)-3-methoxyphenyl)-4-(3,3-difluoroazetidin-1-yl)-7-(4-fluorophenyl)-5,7-dihydrofuro[3,4-d]pyrimidin-2-amine;

N2-(4-(4-chloro-1H-imidazol-1-yl)-3-methoxyphenyl)-N4-((R)-1-cyclopropylethyl)-7-(4-fluorophenyl)-5,7-dihydrofuro[3,4-d]pyrimidine-2,4-diamine;

N2-(3-fluoro-4-(5-methyl-1H-1,2,4-triazol-1-yl)phenyl)-7-(4-fluorophenyl)-N4-methyl-5,7-dihydrofuro[3,4-d]pyrimidine-2,4-diamine;

N-(4-(4-chloro-1H-imidazol-1-yl)-3-methoxyphenyl)-7-(4-fluorophenyl)-4-((R)-3-fluoropyrrolidin-1-yl)-5,7-dihydrofuro[3,4-d]pyrimidin-2-amine;

N-(4-(4-chloro-1H-imidazol-1-yl)-3-methoxyphenyl)-4-((2S,6R)-2,6-dimethylmorpholino)-7-(4-fluorophenyl)-5,7-dihydrofuro[3,4-d]pyrimidin-2-amine;

N2-(4-(4-chloro-1H-imidazol-1-yl)-3-methoxyphenyl)-N4-methyl-8-phenyl-6,8-dihydro-5H-pyrano[3,4-d]pyrimidine-2,4-diamine;

N2-(3-fluoro-4-(3-methyl-1H-1,2,4-triazol-1-yl)phenyl)-N4-methyl-8-phenyl-6,8-dihydro-5H-pyrano[3,4-d]pyrimidine-2,4-diamine;

N2-(3-fluoro-4-(5-methyl-1H-1,2,4-triazol-1-yl)phenyl)-N4-methyl-8-phenyl-6,8-dihydro-5H-pyrano[3,4-d]pyrimidine-2,4-diamine;

N2-(4-(4-chloro-1H-imidazol-1-yl)-3-methoxyphenyl)-N4-ethyl-8-(4-fluorophenyl)-6,8-dihydro-5H-pyrano[3,4-d]pyrimidine-2,4-diamine;

N2-(4-(4-chloro-1H-imidazol-1-yl)-3-methoxyphenyl)-N4-ethyl-8-(4-fluorophenyl)-N4-methyl-6,8-dihydro-5H-pyrano[3,4-d]pyrimidine-2,4-diamine;

N-(4-(4-chloro-1H-imidazol-1-yl)-3-methoxyphenyl)-8-(4-fluorophenyl)-4-((R)-3-fluoropyrrolidin-1-yl)-6,8-dihydro-5H-pyrano[3,4-d]pyrimidin-2-amine;

N-(4-(4-chloro-1H-imidazol-1-yl)-3-methoxyphenyl)-8-(4-fluorophenyl)-4-((R)-3-fluoropyrrolidin-1-yl)-6,8-dihydro-5H-pyrano[3,4-d]pyrimidin-2-amine;

N-(4-(4-chloro-1H-imidazol-1-yl)-3-methoxyphenyl)-8-(4-fluorophenyl)-4-((S)-3-fluoropyrrolidin-1-yl)-6,8-dihydro-5H-pyrano[3,4-d]pyrimidin-2-amine;

N-(4-(4-chloro-1H-imidazol-1-yl)-3-methoxyphenyl)-8-(4-fluorophenyl)-4-((S)-3-fluoropyrrolidin-1-yl)-6,8-dihydro-5H-pyrano[3,4-d]pyrimidin-2-amine;

N²-(4-(4-chloro-1H-imidazol-1-yl)-3-methoxyphenyl)-7-(4-chlorophenyl)-N⁴,N⁴-dimethyl-6,7-dihydro-5H-cyclopenta[d]pyrimidine-2,4-diamine;

N-(4-(4-chloro-1H-imidazol-1-yl)-3-methoxyphenyl)-7-(4-chlorophenyl)-4-

(3,3-difluoroazetidin-1-yl)-6,7-dihydro-5H-cyclopenta[d]pyrimidin-2-amine;
N²-(4-(4-chloro-1H-imidazol-1-yl)-3-methoxyphenyl)-7-(4-chlorophenyl)-N⁴-methyl-6,7-dihydro-5H-cyclopenta[d]pyrimidine-2,4-diamine;
(S)-N²-(4-(4-chloro-1H-imidazol-1-yl)-3-methoxyphenyl)-7-(4-chlorophenyl)-N⁴-methyl-6,7-dihydro-5H-cyclopenta[d]pyrimidine-2,4-diamine;
(R)-N²-(4-(4-chloro-1H-imidazol-1-yl)-3-methoxyphenyl)-7-(4-chlorophenyl)-N⁴-methyl-6,7-dihydro-5H-cyclopenta[d]pyrimidine-2,4-diamine;
N²-(4-(4-chloro-1H-imidazol-1-yl)-3-methoxyphenyl)-7-(3,4-difluorophenyl)-N⁴,N⁴-dimethyl-6,7-dihydro-5H-cyclopenta[d]pyrimidine-2,4-diamine;
(S)-N²-(4-(4-chloro-1H-imidazol-1-yl)-3-methoxyphenyl)-7-(3,4-difluorophenyl)-N⁴,N⁴-dimethyl-6,7-dihydro-5H-cyclopenta[d]pyrimidine-2,4-diamine;
(R)-N²-(4-(4-chloro-1H-imidazol-1-yl)-3-methoxyphenyl)-7-(3,4-difluorophenyl)-N⁴,N⁴-dimethyl-6,7-dihydro-5H-cyclopenta[d]pyrimidine-2,4-diamine;
N²-(4-(4-chloro-1H-imidazol-1-yl)-3-methoxyphenyl)-7-(3,4-difluorophenyl)-N⁴-methyl-6,7-dihydro-5H-cyclopenta[d]pyrimidine-2,4-diamine;
(S)-N²-(4-(4-chloro-1H-imidazol-1-yl)-3-methoxyphenyl)-7-(3,4-difluorophenyl)-N⁴-methyl-6,7-dihydro-5H-cyclopenta[d]pyrimidine-2,4-diamine;
(R)-N²-(4-(4-chloro-1H-imidazol-1-yl)-3-methoxyphenyl)-7-(3,4-difluorophenyl)-N⁴-methyl-6,7-dihydro-5H-cyclopenta[d]pyrimidine-2,4-diamine;
N²-(4-(4-chloro-1H-imidazol-1-yl)-3-methoxyphenyl)-N⁴-methyl-7-(4-(trifluoromethoxy)phenyl)-6,7-dihydro-5H-cyclopenta[d]pyrimidine-2,4-diamine;
(S)-N²-(4-(4-chloro-1H-imidazol-1-yl)-3-methoxyphenyl)-N⁴-methyl-7-(4-(trifluoromethoxy)phenyl)-6,7-dihydro-5H-cyclopenta[d]pyrimidine-2,4-diamine;
(R)-N²-(4-(4-chloro-1H-imidazol-1-yl)-3-methoxyphenyl)-N⁴-methyl-7-(4-(trifluoromethoxy)phenyl)-6,7-dihydro-5H-cyclopenta[d]pyrimidine-2,4-diamine;
N²-(4-(4-chloro-1H-imidazol-1-yl)-3-methoxyphenyl)-N⁴-ethyl-7-(4-(trifluoromethoxy)phenyl)-6,7-dihydro-5H-cyclopenta[d]pyrimidine-2,4-diamine;
(S)-N²-(4-(4-chloro-1H-imidazol-1-yl)-3-methoxyphenyl)-N⁴-ethyl-7-(4-(trifluoromethoxy)phenyl)-6,7-dihydro-5H-cyclopenta[d]pyrimidine-2,4-diamine;
(R)-N²-(4-(4-chloro-1H-imidazol-1-yl)-3-methoxyphenyl)-N⁴-ethyl-7-(4-(trifluoromethoxy)phenyl)-6,7-dihydro-5H-cyclopenta[d]pyrimidine-2,4-diamine;

N-(4-(4-chloro-1H-imidazol-1-yl)-3-methoxyphenyl)-4-(3,3-difluoroazetidin-1-yl)-7-(4-(trifluoromethoxy)phenyl)-6,7-dihydro-5H-cyclopenta[d]pyrimidin-2-amine;

(S)-N-(4-(4-chloro-1H-imidazol-1-yl)-3-methoxyphenyl)-4-(3,3-difluoroazetidin-1-yl)-7-(4-(trifluoromethoxy)phenyl)-6,7-dihydro-5H-cyclopenta[d]pyrimidin-2-amine;

(R)-N-(4-(4-chloro-1H-imidazol-1-yl)-3-methoxyphenyl)-4-(3,3-difluoroazetidin-1-yl)-7-(4-(trifluoromethoxy)phenyl)-6,7-dihydro-5H-cyclopenta[d]pyrimidin-2-amine;

N²-(4-(4-chloro-1H-imidazol-1-yl)-3-methoxyphenyl)-N⁴,N⁴-dimethyl-7-(4-(trifluoromethoxy)phenyl)-6,7-dihydro-5H-cyclopenta[d]pyrimidine-2,4-diamine;

(S)-N²-(4-(4-chloro-1H-imidazol-1-yl)-3-methoxyphenyl)-N⁴,N⁴-dimethyl-7-(4-(trifluoromethoxy)phenyl)-6,7-dihydro-5H-cyclopenta[d]pyrimidine-2,4-diamine;

(R)-N²-(4-(4-chloro-1H-imidazol-1-yl)-3-methoxyphenyl)-N⁴,N⁴-dimethyl-7-(4-(trifluoromethoxy)phenyl)-6,7-dihydro-5H-cyclopenta[d]pyrimidine-2,4-diamine;

4-(Azetidin-1-yl)-N-(4-(4-chloro-1H-imidazol-1-yl)-3-methoxyphenyl)-7-(4-(trifluoromethoxy)phenyl)-6,7-dihydro-5H-cyclopenta[d]pyrimidin-2-amine;

(S)-4-(Azetidin-1-yl)-N-(4-(4-chloro-1H-imidazol-1-yl)-3-methoxyphenyl)-7-(4-(trifluoromethoxy)phenyl)-6,7-dihydro-5H-cyclopenta[d]pyrimidin-2-amine;

(R)-4-(Azetidin-1-yl)-N-(4-(4-chloro-1H-imidazol-1-yl)-3-methoxyphenyl)-7-(4-(trifluoromethoxy)phenyl)-6,7-dihydro-5H-cyclopenta[d]pyrimidin-2-amine;

N²-(4-(4-chloro-1H-imidazol-1-yl)-3-methoxyphenyl)-7-(3,5-difluorophenyl)-N⁴-methyl-6,7-dihydro-5H-cyclopenta[d]pyrimidine-2,4-diamine;

N²-(4-(4-chloro-1H-imidazol-1-yl)-3-methoxyphenyl)-N⁴-methyl-7-(3,4,5-trifluorophenyl)-6,7-dihydro-5H-cyclopenta[d]pyrimidine-2,4-diamine;

(S)-N²-(4-(4-chloro-1H-imidazol-1-yl)-3-methoxyphenyl)-N⁴-methyl-7-(3,4,5-trifluorophenyl)-6,7-dihydro-5H-cyclopenta[d]pyrimidine-2,4-diamine;

(R)-N²-(4-(4-chloro-1H-imidazol-1-yl)-3-methoxyphenyl)-N⁴-methyl-7-(3,4,5-trifluorophenyl)-6,7-dihydro-5H-cyclopenta[d]pyrimidine-2,4-diamine;

N²-(3-fluoro-4-(5-methyl-1H-1,2,4-triazol-1-yl)phenyl)-N⁴-methyl-7-(3,4,5-trifluorophenyl)-6,7-dihydro-5H-cyclopenta[d]pyrimidine-2,4-diamine;

N²-(6-(4-chloro-1H-imidazol-1-yl)-5-methoxypyridin-3-yl)-N⁴-methyl-7-(3,4,5-trifluorophenyl)-6,7-dihydro-5H-cyclopenta[d]pyrimidine-2,4-diamine;

N²-(4-(3-chloro-1H-1,2,4-triazol-1-yl)-3-methoxyphenyl)-N⁴-methyl-7-(3,4,5-trifluorophenyl)-6,7-dihydro-5H-cyclopenta[d]pyrimidine-2,4-diamine;

N-(4-(4-chloro-1H-imidazol-1-yl)-3-methoxyphenyl)-4-(3,3-difluoropyrrolidin-1-yl)-7-(3,4,5-trifluorophenyl)-6,7-dihydro-5H-cyclopenta[d]pyrimidin-2-amine;

(S)-N-(4-(4-chloro-1H-imidazol-1-yl)-3-methoxyphenyl)-4-(3,3-difluoropyrrolidin-1-yl)-7-(3,4,5-trifluorophenyl)-6,7-dihydro-5H-cyclopenta[d]pyrimidin-2-amine;

(R)-N-(4-(4-chloro-1H-imidazol-1-yl)-3-methoxyphenyl)-4-(3,3-difluoropyrrolidin-1-yl)-7-(3,4,5-trifluorophenyl)-6,7-dihydro-5H-cyclopenta[d]pyrimidin-2-amine;

N-(4-(4-chloro-1H-imidazol-1-yl)-3-methoxyphenyl)-4-(3,3-difluoroazetidin-1-yl)-7-(3,4,5-trifluorophenyl)-6,7-dihydro-5H-cyclopenta[d]pyrimidin-2-amine;

N²-(4-(4-chloro-1H-imidazol-1-yl)-3-methoxyphenyl)-7-(2,4-difluorophenyl)-N⁴-methyl-6,7-dihydro-5H-cyclopenta[d]pyrimidine-2,4-diamine;

(S)-N²-(4-(4-chloro-1H-imidazol-1-yl)-3-methoxyphenyl)-7-(2,4-difluorophenyl)-N⁴-methyl-6,7-dihydro-5H-cyclopenta[d]pyrimidine-2,4-diamine;

(R)-N²-(4-(4-chloro-1H-imidazol-1-yl)-3-methoxyphenyl)-7-(2,4-difluorophenyl)-N⁴-methyl-6,7-dihydro-5H-cyclopenta[d]pyrimidine-2,4-diamine;

N²-(4-(4-chloro-1H-imidazol-1-yl)-3-methoxyphenyl)-N⁴-ethyl-7-methyl-7-phenyl-6,7-dihydro-5H-cyclopenta[d]pyrimidine-2,4-diamine;

N²-(4-(4-chloro-1H-imidazol-1-yl)-3-methoxyphenyl)-N⁴-ethyl-7-allyl-7-phenyl-6,7-dihydro-5H-cyclopenta[d]pyrimidine-2,4-diamine;

N²-(4-(4-chloro-1H-imidazol-1-yl)-3-methoxyphenyl)-8-(3,5-difluorophenyl)-N⁴-ethyl-7,8-dihydro-5H-pyrano[4,3-d]pyrimidine-2,4-diamine;

N²-(4-(4-chloro-1H-imidazol-1-yl)-3-methoxyphenyl)-8-(3,4-difluorophenyl)-N⁴-ethyl-7,8-dihydro-5H-pyrano[4,3-d]pyrimidine-2,4-diamine;

N-(4-(4-chloro-1H-imidazol-1-yl)-3-methoxyphenyl)-4-(3,3-difluoroazetidin-1-yl)-8-(3,4-difluorophenyl)-7,8-dihydro-5H-pyrano[4,3-d]pyrimidin-2-amine;

N²-(4-(4-chloro-1H-imidazol-1-yl)-3-methoxyphenyl)-8-(3,4-difluorophenyl)-N⁴-methyl-7,8-dihydro-5H-pyrano[4,3-d]pyrimidine-2,4-diamine;

8-(3,4-difluorophenyl)-N⁴-ethyl-N²-(3-fluoro-4-(5-methyl-1H-1,2,4-triazol-1-yl)phenyl)-7,8-dihydro-5H-pyrano[4,3-d]pyrimidine-2,4-diamine;

N²-(4-(4-chloro-1H-imidazol-1-yl)-3-methoxyphenyl)-N⁴-((R)-1-cyclopropylethyl)-8-(4-(trifluoromethyl)phenyl)-7,8-dihydro-5H-pyrano[4,3-d]pyrimidine-2,4-diamine;

N²-(4-(4-chloro-1H-imidazol-1-yl)-3-methoxyphenyl)-N⁴-ethyl-8-(4-(trifluoromethyl)phenyl)-7,8-dihydro-5H-pyrano[4,3-d]pyrimidine-2,4-diamine;

N⁴-ethyl-N²-(3-fluoro-4-(5-methyl-1H-1,2,4-triazol-1-yl)phenyl)-8-(4-(trifluoromethyl)phenyl)-7,8-dihydro-5H-pyrano[4,3-d]pyrimidine-2,4-diamine;

N²-(4-(4-chloro-1H-imidazol-1-yl)-3-methoxyphenyl)-N⁴-methyl-8-(4-(trifluoromethyl)phenyl)-7,8-dihydro-5H-pyrano[4,3-d]pyrimidine-2,4-diamine;

4-(2-(4-(4-chloro-1H-imidazol-1-yl)-3-methoxyphenylamino)-4-(ethylamino)-7,8-dihydro-5H-pyrano[4,3-d]pyrimidin-8-yl)benzonitrile;

N²-(4-(4-chloro-1H-imidazol-1-yl)-3-methoxyphenyl)-N⁴-methyl-8-(4-(trifluoromethoxy)phenyl)-7,8-dihydro-5H-pyrano[4,3-d]pyrimidine-2,4-diamine;

N-(4-(4-chloro-1H-imidazol-1-yl)-3-methoxyphenyl)-4-((R)-3-fluoropyrrolidin-1-yl)-8-(4-(trifluoromethoxy)phenyl)-7,8-dihydro-5H-pyrano[4,3-d]pyrimidin-2-amine;

N²-(4-(4-chloro-1H-imidazol-1-yl)-3-methoxyphenyl)-N⁴-ethyl-N⁴-methyl-8-phenyl-5,6,7,8-tetrahydroquinazoline-2,4-diamine;

(S)-N²-(4-(4-chloro-1H-imidazol-1-yl)-3-methoxyphenyl)-N⁴-ethyl-N⁴-methyl-8-phenyl-5,6,7,8-tetrahydroquinazoline-2,4-diamine;

(R)-N²-(4-(4-chloro-1H-imidazol-1-yl)-3-methoxyphenyl)-N⁴-ethyl-N⁴-methyl-8-phenyl-5,6,7,8-tetrahydroquinazoline-2,4-diamine;

N-(4-(4-chloro-1H-imidazol-1-yl)-3-methoxyphenyl)-8-phenyl-5,6,7,8-tetrahydroquinazolin-2-amine;

N²-(4-(4-chloro-1H-imidazol-1-yl)-3-methoxyphenyl)-N⁴-ethyl-8-(4-fluorophenyl)-N⁴-methyl-5,6,7,8-tetrahydroquinazoline-2,4-diamine;

N²-(4-(4-chloro-1H-imidazol-1-yl)-3-methoxyphenyl)-8-(4-fluorophenyl)-N⁴,N⁴-dimethyl-5,6,7,8-tetrahydroquinazoline-2,4-diamine;

(S)-N²-(4-(4-chloro-1H-imidazol-1-yl)-3-methoxyphenyl)-8-(4-fluorophenyl)-N⁴,N⁴-dimethyl-5,6,7,8-tetrahydroquinazoline-2,4-diamine;

(R)-N²-(4-(4-chloro-1H-imidazol-1-yl)-3-methoxyphenyl)-8-(4-fluorophenyl)-N⁴,N⁴-dimethyl-5,6,7,8-tetrahydroquinazoline-2,4-diamine;

N-(4-(4-chloro-1H-imidazol-1-yl)-3-methoxyphenyl)-8-(4-fluorophenyl)-

5,6,7,8-tetrahydroquinazolin-2-amine;

N2-(4-(4-chloro-1H-imidazol-1-yl)-3-methoxyphenyl)-N4-methyl-6-(methylsulfonyl)-8-phenyl-5,6,7,8-tetrahydropyrido[4,3-d]pyrimidine-2,4-diamine;

N2-(4-(4-chloro-1H-imidazol-1-yl)-3-methoxyphenyl)-6-(cyclopropylsulfonyl)-N4-methyl-8-phenyl-5,6,7,8-tetrahydropyrido[4,3-d]pyrimidine-2,4-diamine;

Methyl 2-(4-(4-chloro-1H-imidazol-1-yl)-3-methoxyphenylamino)-4-(ethylamino)-8-phenyl-7,8-dihydropyrido[4,3-d]pyrimidine-6(5H)-carboxylate;

(2-(4-(4-chloro-1H-imidazol-1-yl)-3-methoxyphenylamino)-4-(ethylamino)-8-phenyl-7,8-dihydropyrido[4,3-d]pyrimidin-6(5H)-yl)(cyclopropyl)methanone;

1-(2-(4-(4-chloro-1H-imidazol-1-yl)-3-methoxyphenylamino)-4-(ethylamino)-8-phenyl-7,8-dihydropyrido[4,3-d]pyrimidin-6(5H)-yl)-2-methoxyethanone;

N2-(4-(4-chloro-1H-imidazol-1-yl)-3-methoxyphenyl)-N4-ethyl-6-(methylsulfonyl)-8-phenyl-5,6,7,8-tetrahydropyrido[4,3-d]pyrimidine-2,4-diamine;

1-(2-(4-(4-chloro-1H-imidazol-1-yl)-3-methoxyphenylamino)-4-(ethylamino)-8-phenyl-7,8-dihydropyrido[4,3-d]pyrimidin-6(5H)-yl)-2-(dimethylamino)ethanone;

N2-(4-(4-chloro-1H-imidazol-1-yl)-3-methoxyphenyl)-6-(cyclopropylsulfonyl)-N4-ethyl-8-phenyl-5,6,7,8-tetrahydropyrido[4,3-d]pyrimidine-2,4-diamine;

1-(2-(4-(4-chloro-1H-imidazol-1-yl)-3-methoxyphenylamino)-4-(ethylamino)-8-phenyl-7,8-dihydropyrido[4,3-d]pyrimidin-6(5H)-yl)ethanone;

N2-(4-(4-chloro-1H-imidazol-1-yl)-3-methoxyphenyl)-N4-ethyl-6-(ethylsulfonyl)-8-phenyl-5,6,7,8-tetrahydropyrido[4,3-d]pyrimidine-2,4-diamine;

N4-ethyl-N2-(3-fluoro-4-(3-methyl-1H-1,2,4-triazol-1-yl)phenyl)-6-(methylsulfonyl)-8-phenyl-5,6,7,8-tetrahydropyrido[4,3-d]pyrimidine-2,4-diamine;

N4-ethyl-N2-(3-fluoro-4-(5-methyl-1H-1,2,4-triazol-1-yl)phenyl)-6-(methylsulfonyl)-8-phenyl-5,6,7,8-tetrahydropyrido[4,3-d]pyrimidine-2,4-diamine;

6-(cyclopropylsulfonyl)-N2-(3-fluoro-4-(3-methyl-1H-1,2,4-triazol-1-yl)phenyl)-N4-methyl-8-phenyl-5,6,7,8-tetrahydropyrido[4,3-d]pyrimidine-2,4-diamine;

6-(cyclopropylsulfonyl)-N2-(3-fluoro-4-(5-methyl-1H-1,2,4-triazol-1-

yl)phenyl)-N4-methyl-8-phenyl-5,6,7,8-tetrahydropyrido[4,3-d]pyrimidine-2,4-diamine;

cyclopropyl(4-(ethylamino)-2-(3-fluoro-4-(3-methyl-1H-1,2,4-triazol-1-yl)phenylamino)-8-phenyl-7,8-dihydropyrido[4,3-d]pyrimidin-6(5H)-yl)methanone;

cyclopropyl(4-(ethylamino)-2-(3-fluoro-4-(5-methyl-1H-1,2,4-triazol-1-yl)phenylamino)-8-phenyl-7,8-dihydropyrido[4,3-d]pyrimidin-6(5H)-yl)methanone;

N4-ethyl-N2-(3-fluoro-4-(3-methyl-1H-1,2,4-triazol-1-yl)phenyl)-8-phenyl-6-(2,2,2-trifluoroethyl)-5,6,7,8-tetrahydropyrido[4,3-d]pyrimidine-2,4-diamine;

N4-ethyl-N2-(3-fluoro-4-(5-methyl-1H-1,2,4-triazol-1-yl)phenyl)-8-phenyl-6-(2,2,2-trifluoroethyl)-5,6,7,8-tetrahydropyrido[4,3-d]pyrimidine-2,4-diamine;

N2-(4-(4-chloro-1H-imidazol-1-yl)-3-methoxyphenyl)-N4,N4-dimethyl-6-(methylsulfonyl)-8-phenyl-5,6,7,8-tetrahydropyrido[4,3-d]pyrimidine-2,4-diamine;

N2-(4-(4-chloro-1H-imidazol-1-yl)-3-methoxyphenyl)-N4,6-dimethyl-8-phenyl-5,6,7,8-tetrahydropyrido[4,3-d]pyrimidine-2,4-diamine;

N2-(3-fluoro-4-(3-methyl-1H-1,2,4-triazol-1-yl)phenyl)-N4,6-dimethyl-8-phenyl-5,6,7,8-tetrahydropyrido[4,3-d]pyrimidine-2,4-diamine;

N2-(3-fluoro-4-(5-methyl-1H-1,2,4-triazol-1-yl)phenyl)-N4,6-dimethyl-8-phenyl-5,6,7,8-tetrahydropyrido[4,3-d]pyrimidine-2,4-diamine;

N2-(4-(4-chloro-1H-imidazol-1-yl)-3-methoxyphenyl)-N4-ethyl-6-methyl-8-phenyl-5,6,7,8-tetrahydropyrido[4,3-d]pyrimidine-2,4-diamine;

N4-ethyl-N2-(3-fluoro-4-(3-methyl-1H-1,2,4-triazol-1-yl)phenyl)-6-methyl-8-phenyl-5,6,7,8-tetrahydropyrido[4,3-d]pyrimidine-2,4-diamine;

N4-ethyl-N2-(3-fluoro-4-(5-methyl-1H-1,2,4-triazol-1-yl)phenyl)-6-methyl-8-phenyl-5,6,7,8-tetrahydropyrido[4,3-d]pyrimidine-2,4-diamine;

N2-(4-(4-chloro-1H-imidazol-1-yl)-3-methoxyphenyl)-8-(4-fluorophenyl)-N4-methyl-6-(methylsulfonyl)-5,6,7,8-tetrahydropyrido[4,3-d]pyrimidine-2,4-diamine;

N2-(4-(4-chloro-1H-imidazol-1-yl)-3-methoxyphenyl)-N4-ethyl-8-(4-fluorophenyl)-6-(methylsulfonyl)-5,6,7,8-tetrahydropyrido[4,3-d]pyrimidine-2,4-diamine;

N4-ethyl-N2-(3-fluoro-4-(3-methyl-1H-1,2,4-triazol-1-yl)phenyl)-8-(4-fluorophenyl)-6-(methylsulfonyl)-5,6,7,8-tetrahydropyrido[4,3-d]pyrimidine-2,4-diamine;

N4-ethyl-N2-(3-fluoro-4-(5-methyl-1H-1,2,4-triazol-1-yl)phenyl)-6-(methylsulfonyl)-8-(4-fluorophenyl)-5,6,7,8-tetrahydropyrido[4,3-d]pyrimidine-2,4-diamine;

N2-(4-(4-chloro-1H-imidazol-1-yl)-3-methoxyphenyl)-N4,6-diethyl-8-(4-fluorophenyl)-N4-methyl-5,6,7,8-tetrahydropyrido[4,3-d]pyrimidine-2,4-diamine;

N-(4-(4-chloro-1H-imidazol-1-yl)-3-methoxyphenyl)-4-(3,3-difluoroazetidin-1-yl)-8-(4-fluorophenyl)-6-methyl-5,6,7,8-tetrahydropyrido[4,3-d]pyrimidin-2-amine;

N-(4-(4-chloro-1H-imidazol-1-yl)-3-methoxyphenyl)-4-(3,3-difluoroazetidin-1-yl)-8-(4-fluorophenyl)-6-(methylsulfonyl)-5,6,7,8-tetrahydropyrido[4,3-d]pyrimidin-2-amine;

N2-(4-(4-chloro-1H-imidazol-1-yl)-3-methoxyphenyl)-N4-ethyl-8-(4-fluorophenyl)-N4-methyl-5,6,7,8-tetrahydropyrido[4,3-d]pyrimidine-2,4-diamine;

N-(4-(4-chloro-1H-imidazol-1-yl)-3-methoxyphenyl)-4-(3,3-difluoroazetidin-1-yl)-8-(4-fluorophenyl)-5,6,7,8-tetrahydropyrido[4,3-d]pyrimidin-2-amine;

N2-(4-(4-chloro-1H-imidazol-1-yl)-3-methoxyphenyl)-8-(4-fluorophenyl)-N4,6-dimethyl-5,6,7,8-tetrahydropyrido[4,3-d]pyrimidine-2,4-diamine;

N2-(4-(4-chloro-1H-imidazol-1-yl)-3-methoxyphenyl)-N4-ethyl-8-(4-fluorophenyl)-6-methyl-5,6,7,8-tetrahydropyrido[4,3-d]pyrimidine-2,4-diamine;

N2-(4-(4-chloro-1H-imidazol-1-yl)-3-methoxyphenyl)-N4-ethyl-8-(4-fluorophenyl)-N4,6-dimethyl-5,6,7,8-tetrahydropyrido[4,3-d]pyrimidine-2,4-diamine;

N2-(4-(4-chloro-1H-imidazol-1-yl)-3-methoxyphenyl)-N4-ethyl-8-(4-fluorophenyl)-N4-methyl-5,6,7,8-tetrahydropyrido[3,4-d]pyrimidine-2,4-diamine;

N-(4-(4-chloro-1H-imidazol-1-yl)-3-methoxyphenyl)-8-(4-fluorophenyl)-4-((S)-3-fluoropyrrolidin-1-yl)-7-(4-methoxybenzyl)-5,6,7,8-tetrahydropyrido[3,4-d]pyrimidin-2-amine;

N2-(4-(4-chloro-1H-imidazol-1-yl)-3-methoxyphenyl)-N4-ethyl-8-(4-fluorophenyl)-7-(methylsulfonyl)-5,6,7,8-tetrahydropyrido[3,4-d]pyrimidine-2,4-diamine;

N2-(4-(4-chloro-1H-imidazol-1-yl)-3-methoxyphenyl)-N4,7-diethyl-8-(4-fluorophenyl)-5,6,7,8-tetrahydropyrido[3,4-d]pyrimidine-2,4-diamine;

methyl 2-(4-(4-chloro-1H-imidazol-1-yl)-3-methoxyphenylamino)-4-

(ethylamino)-8-(4-fluorophenyl)-5,6-dihydropyrido[3,4-d]pyrimidine-7(8H)-carboxylate;

1-(2-(4-(4-chloro-1H-imidazol-1-yl)-3-methoxyphenylamino)-4-(ethylamino)-8-(4-fluorophenyl)-5,6-dihydropyrido[3,4-d]pyrimidin-7(8H)-yl)ethanone;

N²-(4-(4-chloro-1H-imidazol-1-yl)-3-methoxyphenyl)-N⁴-ethyl-8-(4-fluorophenyl)-N⁴-methyl-7-(methylsulfonyl)-5,6,7,8-tetrahydropyrido[3,4-d]pyrimidine-2,4-diamine;

N-(4-(4-chloro-1H-imidazol-1-yl)-3-methoxyphenyl)-8-(4-fluorophenyl)-4-((R)-3-fluoropyrrolidin-1-yl)-7-(methylsulfonyl)-5,6,7,8-tetrahydropyrido[3,4-d]pyrimidin-2-amine;

N-(4-(4-chloro-1H-imidazol-1-yl)-3-methoxyphenyl)-8-(4-fluorophenyl)-4-((R)-3-fluoropyrrolidin-1-yl)-7-(methylsulfonyl)-5,6,7,8-tetrahydropyrido[3,4-d]pyrimidin-2-amine;

N²-(4-(4-chloro-1H-imidazol-1-yl)-3-methoxyphenyl)-N⁴-ethyl-8-(4-fluorophenyl)-7-methyl-5,6,7,8-tetrahydropyrido[3,4-d]pyrimidine-2,4-diamine;

N²-(4-(4-chloro-1H-imidazol-1-yl)-3-methoxyphenyl)-N⁴-trideuteromethyl-7-phenyl-6,7-dihydro-5H-cyclopenta[d]pyrimidine-2,4-diamine;

(S)-N²-(4-(4-chloro-1H-imidazol-1-yl)-3-methoxyphenyl)-N⁴-trideuteromethyl-7-phenyl-6,7-dihydro-5H-cyclopenta[d]pyrimidine-2,4-diamine;

(R)-N²-(4-(4-chloro-1H-imidazol-1-yl)-3-methoxyphenyl)-N⁴-trideuteromethyl-7-phenyl-6,7-dihydro-5H-cyclopenta[d]pyrimidine-2,4-diamine;

2-(4-(4-chloro-1H-imidazol-1-yl)-3-methoxyphenylamino)-4-(methylamino)-8-phenyl-7,8-dihydroquinazolin-8-ol;

2-(4-(4-chloro-1H-imidazol-1-yl)-3-methoxyphenylamino)-4-(methylamino)-8-phenyl-5,6,7,8-tetrahydroquinazolin-8-ol;

2-(4-(4-chloro-1H-imidazol-1-yl)-3-methoxyphenylamino)-4-(dimethylamino)-7-phenyl-6,7-dihydro-5H-cyclopenta[d]pyrimidin-7-ol;

(6S,7S)-2-(4-(4-chloro-1H-imidazol-1-yl)-3-methoxyphenylamino)-4-(dimethylamino)-7-phenyl-6,7-dihydro-5H-cyclopenta[d]pyrimidin-6-ol;

N-(4-(4-chloro-1H-imidazol-1-yl)-3-methoxyphenyl)-4-(3-chloroazetidin-1-yl)-7-phenyl-6,7-dihydro-5H-cyclopenta[d]pyrimidin-2-amine;

N-(4-(4-chloro-1H-imidazol-1-yl)-3-methoxyphenyl)-4-(3-fluoroazetidin-1-yl)-7-phenyl-6,7-dihydro-5H-cyclopenta[d]pyrimidin-2-amine;

N-(4-(4-chloro-1H-imidazol-1-yl)-3-methoxyphenyl)-4-(3-methoxyazetidin-1-yl)-7-phenyl-6,7-dihydro-5H-cyclopenta[d]pyrimidin-2-amine;

N-(4-(4-chloro-1H-imidazol-1-yl)-3-methoxyphenyl)-7-phenyl-4-(5,8-dioxo-2-azaspiro[3.4]octan-2-yl)-6,7-dihydro-5H-cyclopenta[d]pyrimidin-2-amine;

1-(2-(4-(4-chloro-1H-imidazol-1-yl)-3-methoxyphenylamino)-7-phenyl-6,7-dihydro-5H-cyclopenta[d]pyrimidin-4-yl)azetidin-3-one;

1-(2-(4-(4-chloro-1H-imidazol-1-yl)-3-methoxyphenylamino)-7-(4-fluorophenyl)-6,7-dihydro-5H-cyclopenta[d]pyrimidin-4-yl)-3-methylazetidine-3-carbonitrile;

N-(4-(4-chloro-1H-imidazol-1-yl)-3-methoxyphenyl)-4-(3-ethoxyazetidin-1-yl)-7-(4-fluorophenyl)-6,7-dihydro-5H-cyclopenta[d]pyrimidin-2-amine;

N-(4-(4-chloro-1H-imidazol-1-yl)-3-methoxyphenyl)-7-phenyl-4-(5-oxa-2-azaspiro[3.4]octan-2-yl)-6,7-dihydro-5H-cyclopenta[d]pyrimidin-2-amine;

1-(2-(4-(4-chloro-1H-imidazol-1-yl)-3-methoxyphenylamino)-7-(4-fluorophenyl)-6,7-dihydro-5H-cyclopenta[d]pyrimidin-4-yl)-3-methylazetidin-3-ol;

N-(4-(4-chloro-1H-imidazol-1-yl)-3-methoxyphenyl)-4-(3-fluoro-3-methylazetidin-1-yl)-7-(4-fluorophenyl)-6,7-dihydro-5H-cyclopenta[d]pyrimidin-2-amine;

N-(4-(4-chloro-1H-imidazol-1-yl)-3-methoxyphenyl)-7-(4-fluorophenyl)-4-(3-methoxy-3-methylazetidin-1-yl)-6,7-dihydro-5H-cyclopenta[d]pyrimidin-2-amine;

7-(4-fluorophenyl)-4-(3-methoxy-3-methylazetidin-1-yl)-N-(3-methoxy-4-(3-methyl-1H-1,2,4-triazol-1-yl)phenyl)-6,7-dihydro-5H-cyclopenta[d]pyrimidin-2-amine;

7-(2,4-difluorophenyl)-N2-(3-methoxy-4-(3-methyl-1H-1,2,4-triazol-1-yl)phenyl)-N4-methyl-6,7-dihydro-5H-cyclopenta[d]pyrimidine-2,4-diamine;

(S)- 7-(2,4-difluorophenyl)-N2-(3-methoxy-4-(3-methyl-1H-1,2,4-triazol-1-yl)phenyl)-N4-methyl-6,7-dihydro-5H-cyclopenta[d]pyrimidine-2,4-diamine;

(R)- 7-(2,4-difluorophenyl)-N2-(3-methoxy-4-(3-methyl-1H-1,2,4-triazol-1-yl)phenyl)-N4-methyl-6,7-dihydro-5H-cyclopenta[d]pyrimidine-2,4-diamine;

6-(2,2-difluoroethyl)-N4-ethyl-N2-(3-fluoro-4-(5-methyl-1H-1,2,4-triazol-1-yl)phenyl)-8-phenyl-5,6,7,8-tetrahydropyrido[4,3-d]pyrimidine-2,4-diamine;

6-(2,2-difluoroethyl)-N4-ethyl-N2-(3-fluoro-4-(3-methyl-1H-1,2,4-triazol-1-yl)phenyl)-8-phenyl-5,6,7,8-tetrahydropyrido[4,3-d]pyrimidine-2,4-diamine;
N4-ethyl-N2-(3-methoxy-4-(4-chloro-1H-1,3-imidazol-1-yl)phenyl)-8-phenyl-6-(2,2,2-trifluoroethyl)-5,6,7,8-tetrahydropyrido[4,3-d]pyrimidine-2,4-diamine;
N4-ethyl-N2-(3-methoxy-4-(4-chloro-1H-1,3-imidazol-1-yl)phenyl)-8-phenyl-6-(2,2-difluoroethyl)-5,6,7,8-tetrahydropyrido[4,3-d]pyrimidine-2,4-diamine;
8-(4-fluorophenyl)-N2-(3-methoxy-4-(3-methyl-1H-1,2,4-triazol-1-yl)phenyl)-N4,6-dimethyl-5,6,7,8-tetrahydropyrido[4,3-d]pyrimidine-2,4-diamine;
8-(4-fluorophenyl)-N2-(3-methoxy-4-(5-methyl-1H-1,2,4-triazol-1-yl)phenyl)-N4,6-dimethyl-5,6,7,8-tetrahydropyrido[4,3-d]pyrimidine-2,4-diamine;
(±)-2-(4-(4-chloro-1H-imidazol-1-yl)-3-methoxyphenylamino)-4-(methylamino)-7-phenyl-6,7-dihydro-5H-cyclopenta[d]pyrimidin-5-one;
(E)-2-(4-(4-chloro-1H-imidazol-1-yl)-3-methoxyphenylamino)-4-(methylamino)-7-phenyl-6,7-dihydro-5H-cyclopenta[d]pyrimidin-5-one O-methyl oxime;
2-(4-(4-chloro-1H-imidazol-1-yl)-3-methoxyphenylamino)-4-(methylamino)-7-phenyl-6,7-dihydro-5H-cyclopenta[d]pyrimidin-5-ol;
N2-(4-(4-chloro-1H-imidazol-1-yl)-3-methoxyphenyl)-N4-methyl-8-phenyl-5,6,7,8-tetrahydroquinazoline-2,4-diamine;
1-(2-methoxy-4-(4-(methylamino)-7-phenyl-6,7-dihydro-5H-cyclopenta[d]pyrimidin-2-ylamino)phenyl)-1H-imidazole-4-carbonitrile;
N-(4-(4-chloro-1H-imidazol-1-yl)-3-methoxyphenyl)-7-phenyl-4-(1,4-dioxo-7-azaspiro[4.4]nonan-7-yl)-6,7-dihydro-5H-cyclopenta[d]pyrimidin-2-amine;
1-(2-(4-(4-chloro-1H-imidazol-1-yl)-3-methoxyphenylamino)-7-phenyl-6,7-dihydro-5H-cyclopenta[d]pyrimidin-4-yl)pyrrolidin-3-one;
4-(8-(4-fluorophenyl)-4-(methylamino)-6-(methylsulfonyl)-5,6,7,8-tetrahydropyrido[4,3-d]pyrimidin-2-ylamino)benzonitrile;
N2-(4-(4-(difluoromethyl)-1H-imidazol-1-yl)-3-methoxyphenyl)-7-(4-fluorophenyl)-N4-methyl-6,7-dihydro-5H-cyclopenta[d]pyrimidine-2,4-diamine;
N2-(3-methoxy-4-(1-methyl-1H-pyrazol-4-yl)phenyl)-N4-methyl-7-phenyl-6,7-dihydro-5H-cyclopenta[d]pyrimidine-2,4-diamine;
N-(2-(4-(4-chloro-1H-imidazol-1-yl)-3-methoxyphenylamino)-7-phenyl-6,7-dihydro-5H-cyclopenta[d]pyrimidin-4-yl)-N-methylmethanesulfonamide;

N-(2-(4-(4-chloro-1H-imidazol-1-yl)-3-methoxyphenylamino)-7-phenyl-6,7-dihydro-5H-cyclopenta[d]pyrimidin-4-yl)-N-methanesulfonamide;

N-(2-(4-(4-chloro-1H-imidazol-1-yl)-3-methoxyphenylamino)-7-phenyl-6,7-dihydro-5H-cyclopenta[d]pyrimidin-4-yl)-N-methylacetamide;

N-(2-(4-(4-chloro-1H-imidazol-1-yl)-3-methoxyphenylamino)-7-phenyl-6,7-dihydro-5H-cyclopenta[d]pyrimidin-4-yl)-N-acetamide;

N2-(4-(4-chloro-1H-imidazol-1-yl)-3-methoxyphenyl)-N4-(5-isopropyl-2-methylphenyl)-7-phenyl-6,7-dihydro-5H-cyclopenta[d]pyrimidine-2,4-diamine;

4-(4-(5-isopropyl-2-methylphenylamino)-7-phenyl-6,7-dihydro-5H-cyclopenta[d]pyrimidin-2-ylamino)benzonitrile;

N4-methyl-N2-(2-methylpyridin-4-yl)-7-phenyl-6,7-dihydro-5H-cyclopenta[d]pyrimidine-2,4-diamine;

N2-(3-methoxyphenyl)-N4-methyl-7-phenyl-6,7-dihydro-5H-cyclopenta[d]pyrimidine-2,4-diamine;

N2-(4-fluorophenyl)-N4-methyl-7-phenyl-6,7-dihydro-5H-cyclopenta[d]pyrimidine-2,4-diamine;

N2-(3,5-difluorophenyl)-N4-methyl-7-phenyl-6,7-dihydro-5H-cyclopenta[d]pyrimidine-2,4-diamine;

N2-(4-chloro-3-methoxyphenyl)-N4-methyl-7-phenyl-6,7-dihydro-5H-cyclopenta[d]pyrimidine-2,4-diamine;

N2-(4-bromo-2-methoxyphenyl)-N4-methyl-7-phenyl-6,7-dihydro-5H-cyclopenta[d]pyrimidine-2,4-diamine;

N2-(4-fluoro-3-methoxyphenyl)-N4-methyl-7-phenyl-6,7-dihydro-5H-cyclopenta[d]pyrimidine-2,4-diamine;

N4-methyl-7-phenyl-N2-(pyrimidin-5-yl)-6,7-dihydro-5H-cyclopenta[d]pyrimidine-2,4-diamine;

N4-methyl-7-phenyl-N2-(pyridin-4-yl)-6,7-dihydro-5H-cyclopenta[d]pyrimidine-2,4-diamine;

4-(4-(methylamino)-7-phenyl-6,7-dihydro-5H-cyclopenta[d]pyrimidin-2-ylamino)benzonitrile;

4-(4-(methylamino)-7-phenyl-6,7-dihydro-5H-cyclopenta[d]pyrimidin-2-ylamino)benzonitrile;

4-(4-(methylamino)-7-phenyl-6,7-dihydro-5H-cyclopenta[d]pyrimidin-2-ylamino)benzonitrile;

2-(4-(methylamino)-7-phenyl-6,7-dihydro-5H-cyclopenta[d]pyrimidin-2-ylamino)benzonitrile;

4-(4-(methylamino)-7-phenyl-6,7-dihydro-5H-cyclopenta[d]pyrimidin-2-ylamino)-1-naphthonitrile;

5-(4-(methylamino)-7-phenyl-6,7-dihydro-5H-cyclopenta[d]pyrimidin-2-ylamino)picolinonitrile;

2-(4-(4-(methylamino)-7-phenyl-6,7-dihydro-5H-cyclopenta[d]pyrimidin-2-ylamino)phenyl)acetonitrile;

2-(4-(methylamino)-7-phenyl-6,7-dihydro-5H-cyclopenta[d]pyrimidin-2-ylamino)-1H-benzo[d]imidazole-5-carbonitrile;

3-(4-(methylamino)-7-phenyl-6,7-dihydro-5H-cyclopenta[d]pyrimidin-2-ylamino)benzonitrile;

N2-(4-tert-butylphenyl)-N4-methyl-7-phenyl-6,7-dihydro-5H-cyclopenta[d]pyrimidine-2,4-diamine;

N4-methyl-N2-(4-(methylsulfonyl)phenyl)-7-phenyl-6,7-dihydro-5H-cyclopenta[d]pyrimidine-2,4-diamine;

N4-methyl-7-phenyl-N2-(4-(trifluoromethoxy)phenyl)-6,7-dihydro-5H-cyclopenta[d]pyrimidine-2,4-diamine;

4-(4-(methylamino)-7-phenyl-6,7-dihydro-5H-cyclopenta[d]pyrimidin-2-ylamino)phthalonitrile;

4-(4-(methylamino)-7-phenyl-6,7-dihydro-5H-cyclopenta[d]pyrimidin-2-ylamino)-2-(trifluoromethyl)benzonitrile;

N4-methyl-7-phenyl-N2-(4-(trifluoromethyl)phenyl)-6,7-dihydro-5H-cyclopenta[d]pyrimidine-2,4-diamine;

5-(4-(methylamino)-7-phenyl-6,7-dihydro-5H-cyclopenta[d]pyrimidin-2-ylamino)-2,3-dihydro-1H-inden-1-one;

2-(4-(methylamino)-7-phenyl-6,7-dihydro-5H-cyclopenta[d]pyrimidin-2-ylamino)-1H-imidazole-4,5-dicarbonitrile;

2-bromo-5-(4-(methylamino)-7-phenyl-6,7-dihydro-5H-cyclopenta[d]pyrimidin-2-ylamino)benzonitrile;

N,N-dimethyl-4-(4-(methylamino)-7-phenyl-6,7-dihydro-5H-cyclopenta[d]pyrimidin-2-ylamino)benzamide;

1-(4-(4-(methylamino)-7-phenyl-6,7-dihydro-5H-cyclopenta[d]pyrimidin-2-ylamino)phenyl)cyclopentanecarbonitrile;

N4-methyl-7-phenyl-N2-(1,2,3,4-tetrahydroisoquinolin-6-yl)-6,7-dihydro-5H-cyclopenta[d]pyrimidine-2,4-diamine;

4-(4-(methylamino)-7-phenyl-6,7-dihydro-5H-cyclopenta[d]pyrimidin-2-ylamino)-2-(trifluoromethoxy)benzonitrile;

1-(4-(4-(methylamino)-7-phenyl-6,7-dihydro-5H-cyclopenta[d]pyrimidin-2-ylamino)phenyl)cyclopropanecarbonitrile;

1-(2-methoxy-4-(4-(methylamino)-7-phenyl-6,7-dihydro-5H-cyclopenta[d]pyrimidin-2-ylamino)phenylamino)cyclopropanecarbonitrile;

N4-methyl-N2-(2-methyl-1H-indol-5-yl)-7-phenyl-6,7-dihydro-5H-cyclopenta[d]pyrimidine-2,4-diamine;

N2-(benzofuran-5-yl)-N4-methyl-7-phenyl-6,7-dihydro-5H-cyclopenta[d]pyrimidine-2,4-diamine;

N2-(1H-indol-5-yl)-N4-methyl-7-phenyl-6,7-dihydro-5H-cyclopenta[d]pyrimidine-2,4-diamine;

N4-methyl-N2-(2-methylbenzo[d]oxazol-6-yl)-7-phenyl-6,7-dihydro-5H-cyclopenta[d]pyrimidine-2,4-diamine;

N2-(1H-benzo[d]imidazol-6-yl)-N4-methyl-7-phenyl-6,7-dihydro-5H-cyclopenta[d]pyrimidine-2,4-diamine;

N4-methyl-N2-(1-methyl-1H-indol-5-yl)-7-phenyl-6,7-dihydro-5H-cyclopenta[d]pyrimidine-2,4-diamine;

N4-methyl-N2-(2-methylbenzo[d]thiazol-6-yl)-7-phenyl-6,7-dihydro-5H-cyclopenta[d]pyrimidine-2,4-diamine;

N2-(4-bromo-3-methoxyphenyl)-N4-methyl-7-phenyl-6,7-dihydro-5H-cyclopenta[d]pyrimidine-2,4-diamine;

1-(4-(4-(methylamino)-7-phenyl-6,7-dihydro-5H-cyclopenta[d]pyrimidin-2-ylamino)phenyl)ethanone;

N2-(4-cyclopropylphenyl)-7-(4-fluorophenyl)-N4-methyl-6,7-dihydro-5H-cyclopenta[d]pyrimidine-2,4-diamine;

N2-(4-ethynylphenyl)-7-(4-fluorophenyl)-N4-methyl-6,7-dihydro-5H-cyclopenta[d]pyrimidine-2,4-diamine;
7-(4-fluorophenyl)-N4-methyl-N2-(4-(prop-1-ynyl)phenyl)-6,7-dihydro-5H-cyclopenta[d]pyrimidine-2,4-diamine;
N2-(3-methoxy-4-(2-methylpyridin-4-yl)phenyl)-N4-methyl-7-phenyl-6,7-dihydro-5H-cyclopenta[d]pyrimidine-2,4-diamine;
N2-(3-methoxy-4-(pyridin-4-yl)phenyl)-N4-methyl-7-phenyl-6,7-dihydro-5H-cyclopenta[d]pyrimidine-2,4-diamine, and
N2-(3-methoxy-4-(pyridin-3-yl)phenyl)-N4-methyl-7-phenyl-6,7-dihydro-5H-cyclopenta[d]pyrimidine-2,4-diamine; or a pharmaceutically acceptable salt thereof.

15. A pharmaceutical composition for the treatment of disorders responsive to the reduction of β -amyloid peptide production comprising a therapeutically effective amount of a compound of claim 1, or a pharmaceutically acceptable salt thereof, in association with a pharmaceutically acceptable carrier or diluent.

16. A method for the treatment of disorders responsive to the reduction of β -amyloid peptide production in a mammal in need thereof, which comprises administering to said mammal a therapeutically effective amount of a compound of claim 1 or a pharmaceutically acceptable salt thereof.

17. A method of claim 16 wherein said disorder is selected from Alzheimer's Disease (AD), Down Syndrome, mild cognitive impairment (MCI), cerebral amyloid angiopathy (CAA), dementia with Lewy bodies (DLB), amyotrophic lateral sclerosis (ALS-D), inclusion body myositis (IBM), age-related macular degeneration, and cancer.

18. A method of claim 17 wherein said disorder is selected from Alzheimer's Disease and Down Syndrome.

19. A method of claim 18 wherein said disorder is Alzheimer's Disease.