



US00D660446S

(12) **United States Design Patent**
Baltazar

(10) **Patent No.:** **US D660,446 S**

(45) **Date of Patent:** **** May 22, 2012**

(54) **THERMAL PACK**

(75) Inventor: **Carol Baltazar**, Glenwood, MD (US)

(73) Assignee: **TheraPearl, LLC**, Jessup, MD (US)

(**) Term: **14 Years**

(21) Appl. No.: **29/402,974**

(22) Filed: **Sep. 29, 2011**

(51) **LOC (9) Cl.** **24-04**

(52) **U.S. Cl.** **D24/208**

(58) **Field of Classification Search** D24/206–208,
D24/118; 602/2, 9, 61–66, 74; 128/112.1,
128/117.1; 606/27, 204; 607/96, 108, 109,
607/111, 112; D9/707, 600, 601, 607, 609;
126/204; D21/576, 604, 600, 611; D6/597,
D6/598, 601; D32/43; D1/107, 110, 111;
D30/160, 118

See application file for complete search history.

(56) **References Cited**

U.S. PATENT DOCUMENTS

D111,793 S *	10/1938	Myers	D9/607
D164,087 S *	7/1951	Atkin	D24/208
D312,558 S *	12/1990	Ilse et al.	D21/576
D352,633 S *	11/1994	Berggren	D6/598
D363,670 S *	10/1995	Sullivan	D9/707
D390,057 S *	2/1998	Gower	D6/598
D410,167 S *	5/1999	Bear	D6/598

D411,624 S *	6/1999	Podd	D24/208
D420,178 S *	2/2000	Bionde et al.	D30/160
D431,269 S *	9/2000	Soderstrom	D21/576
D459,986 S *	7/2002	Yourist	D9/607
D616,760 S *	6/2010	Deurerer	D9/707
D627,586 S *	11/2010	Holdridge	D6/598

* cited by examiner

Primary Examiner — David Muller

(74) *Attorney, Agent, or Firm* — Matthew A. Pequignot;
Pequignot + Myers LLC

(57) **CLAIM**

The ornamental design for a thermal pack, as substantially shown and described.

DESCRIPTION

FIG. 1 is a perspective view of a thermal pack showing the new design.

FIG. 2 is a front elevation view thereof;

FIG. 3 is a right-side elevation view thereof;

FIG. 4 is a rear elevation view thereof;

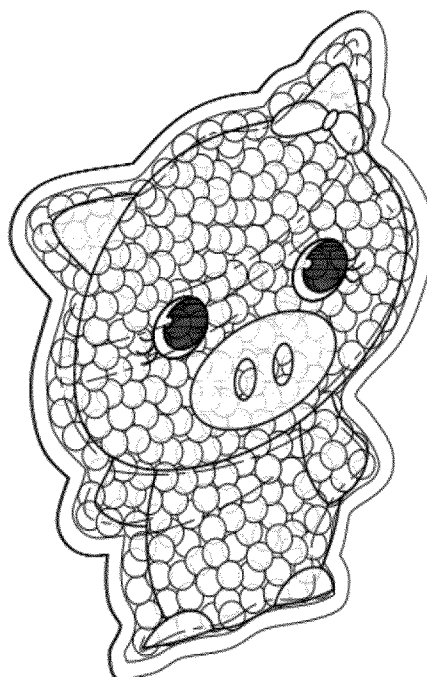
FIG. 5 is a left-side elevation view thereof;

FIG. 6 is a top plan view thereof; and,

FIG. 7 is a bottom plan view thereof.

The bead fill-volume depicted in the drawings of the thermal pack is shown for example purposes only and is not intended to limit the scope of the invention with respect to any specific bead fill-volume amount.

1 Claim, 2 Drawing Sheets



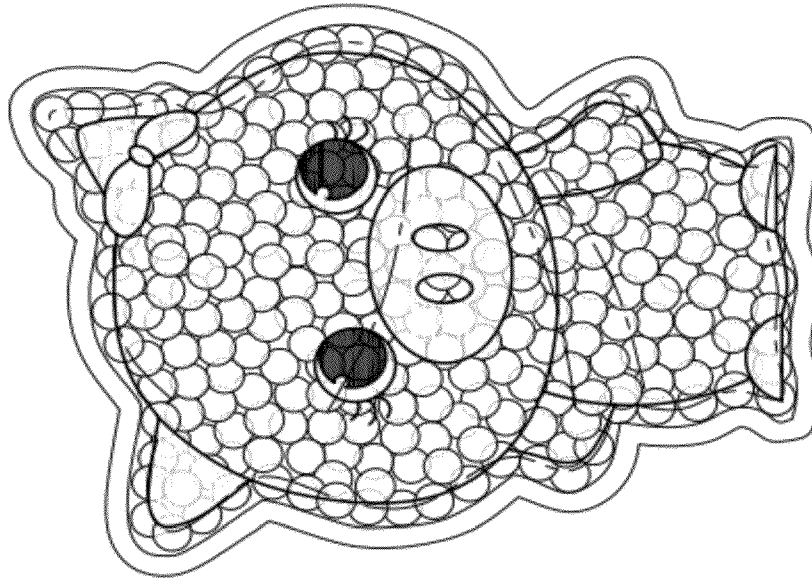


FIG. 2

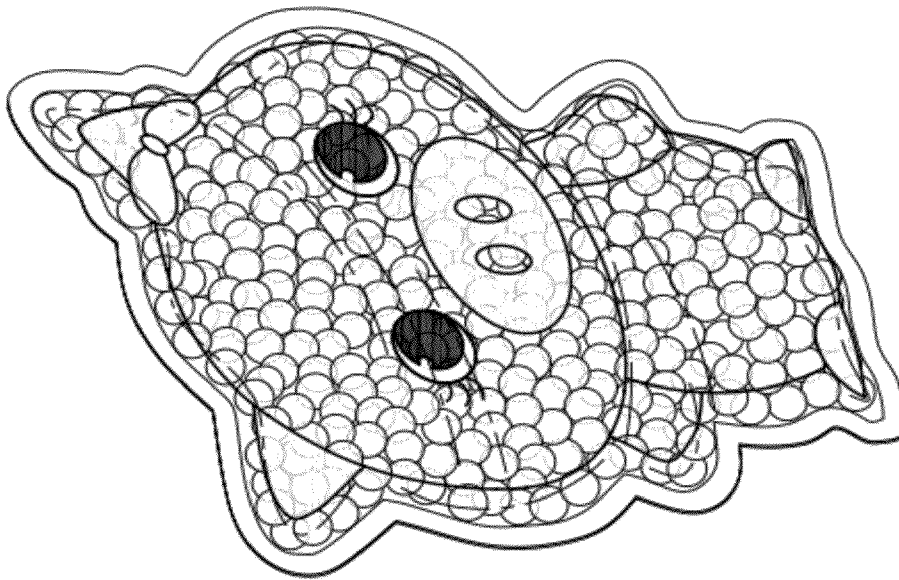


FIG. 1

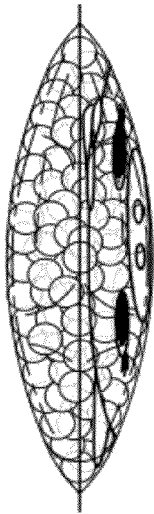


FIG. 6

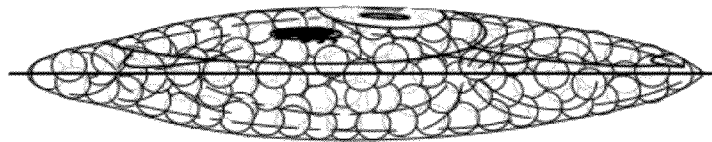


FIG. 3

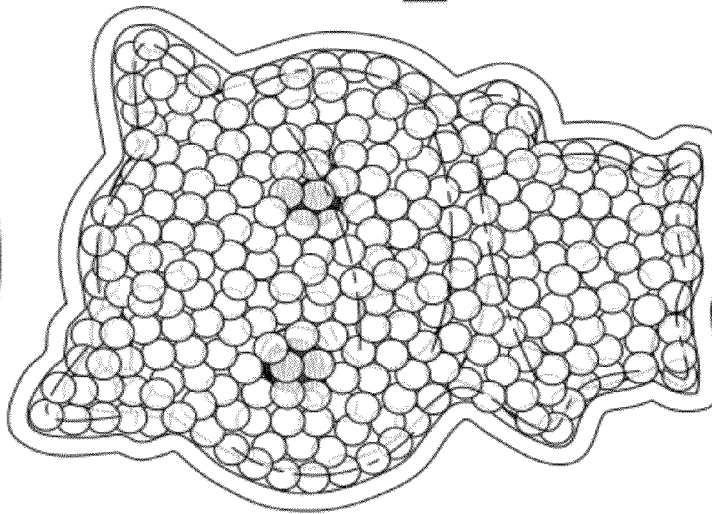


FIG. 4

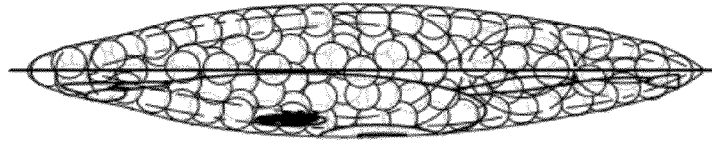


FIG. 5

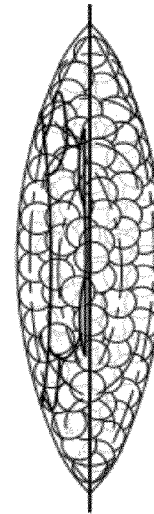


FIG. 7