US00D911301S

(12) United States Design Patent

Taniguchi et al.

(10) Patent No.: US D911,301 S
(45) Date of Patent: ** Feb. 23, 2021

(54) **TELEPHONE**

(71) Applicant: **NEC Platforms, Ltd.**, Kawasaki (JP)

(72) Inventors: **Eiichi Taniguchi**, Kawasaki (JP); **Wataru Kuwajima**, Kawasaki (JP); **Eiji Hikino**, Kawasaki (JP); **Yuichiro Shibata**, Kawasaki (JP); **Masaki Kobayashi**, Kawasaki (JP); **Masaru Kunii**, Kawasaki (JP); **Chiaki Terao**, Kawasaki (JP); **Hidekazu Kurachi**, Kawasaki (JP); **Kyota Kubo**, Kawasaki (JP); **Hiroyuki Oiwake**, Kawasaki (JP); **Seitaro Hirano**, Kawasaki (JP); **Masakatsu Takizawa**, Kawasaki (JP); **Jin Sakai**, Kawasaki (JP); **Takayuki Yoshimoto**, Yokohama (JP)

(73) Assignee: **NEC PLATFORMS, LTD.**, Kawasaki (JP)

(**) Term: **15 Years**

(21) Appl. No.: **29/707,379**

(22) Filed: **Sep. 27, 2019**

(30) **Foreign Application Priority Data**

Mar. 29, 2019 (JP) 2019-006832

(51) **LOC (13) Cl.** **14-03**

(52) **U.S. Cl.**
USPC **D14/151**

(58) **Field of Classification Search**
USPC ... D14/140, 140.1, 140.7, 140.8, 141.2, 142, D14/144, 147, 148, 149, 150, 151, 158,
(Continued)

(56) **References Cited**

U.S. PATENT DOCUMENTS

D299,030 S * 12/1988 Menn D14/151
D332,263 S * 1/1993 Taniguchi D14/151
(Continued)

FOREIGN PATENT DOCUMENTS

CN D303591157 S 2/2016
JP 1435050 S 3/2012
(Continued)

OTHER PUBLICATIONS

Telephones. (Design—© Questel) orbit.com. [online PDF] 121 pgs. Print Dates Range Oct. 22, 2007 through Mar. 27, 2020 [Oct. 20, 2020] https://www.orbit.com/export/QPTUJ214/pdf2/55b4f03a-b405-4578-bf91-8f336a7f3909-223348.pdf.*
(Continued)

Primary Examiner — Marie D. Fast Horse
(74) *Attorney, Agent, or Firm* — Buchanan Ingersoll & Rooney PC

(57) **CLAIM**

The ornamental design for a telephone, as shown and described.

DESCRIPTION

FIG. **1** is a reduced-scale perspective view of a telephone showing our new design;
FIG. **2** is a front elevational view thereof;
FIG. **3** is a rear elevational view thereof;
FIG. **4** is a left side view thereof;
FIG. **5** is a right side view thereof;
FIG. **6** is a top plan view thereof;
FIG. **7** is a bottom plan view thereof; and,
FIG. **8** is another reduced-scale front elevational view thereof, showing a state in which the receiver is detached from a main body.
The broken lines in the drawings depict portions of the telephone that form no part of the claimed design.

1 Claim, 8 Drawing Sheets

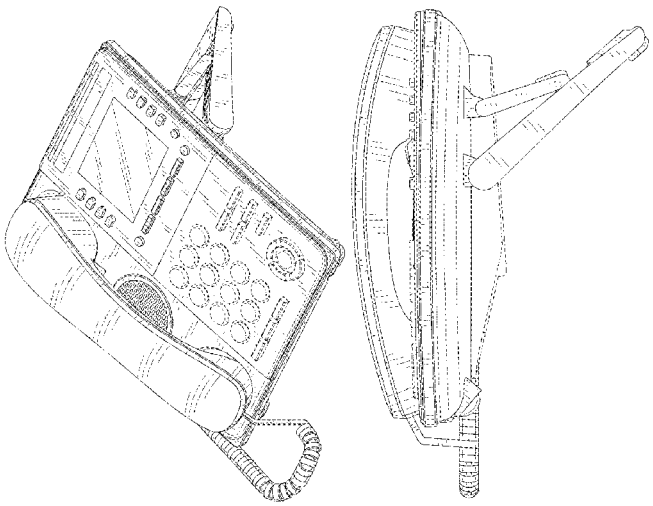

(58) **Field of Classification Search**

USPC D14/159, 188, 217, 240, 243, 247, 248, D14/251, 299, 329, 462, 467, 471, 130, D14/403, 338; D21/517; D24/165

CPC H04M 1/00; H04M 1/003; H04M 1/02; H04M 1/0289; H04M 1/0297; H04M 1/0214; H04M 1/03; H04M 1/23; H04M 1/253; H04M 1/2535; H04M 7/006

See application file for complete search history.

(56) **References Cited**

U.S. PATENT DOCUMENTS

D345,972	S	*	4/1994	Grewe	D14/130
D368,091	S	*	3/1996	Yoshihiko	D14/151
D374,667	S	*	10/1996	Elkins	D14/151
D375,095	S	*	10/1996	Hillenmayer	D14/151
D387,056	S	*	12/1997	Yoneyama	D14/151
D405,447	S	*	2/1999	Landry	D14/151
D410,005	S	*	5/1999	Landry	D14/151
D410,648	S	*	6/1999	Zeitman	D14/151
D412,171	S	*	7/1999	Girardi	D14/151
D427,985	S	*	7/2000	Takayama	D14/130
6,088,447	A	*	7/2000	Aggus	H04M 1/0295 379/428.03
D451,486	S	*	12/2001	Sekiguchi	D14/151
D481,701	S	*	11/2003	Kamezawa	D14/151
D482,342	S	*	11/2003	Weidinger	D14/151
D489,700	S	*	5/2004	Hillenmayer	D14/151
D490,393	S	*	5/2004	Taniguchi	D14/151
D490,394	S	*	5/2004	Taniguchi	D14/151
D499,079	S	*	11/2004	Abe	D14/151
D499,713	S	*	12/2004	Shibata	D14/151
D512,705	S	*	12/2005	Bhavnani	D14/151
D513,412	S	*	1/2006	Kodera	D14/151
D515,063	S	*	2/2006	Yanagisawa	D14/151
D520,983	S	*	5/2006	Siebke	D14/144
D531,979	S	*	11/2006	Pettit	D14/151
D535,277	S	*	1/2007	Mamizuka	D14/151
D537,065	S	*	2/2007	Chen	D14/151
D551,203	S	*	9/2007	Abe	D14/151
D558,180	S	*	12/2007	Daly	D14/151
D558,727	S	*	1/2008	Daly	D14/149
D558,729	S	*	1/2008	Daly	D14/151
D558,730	S	*	1/2008	Nakashima	D14/151
D565,020	S	*	3/2008	Daly	D14/149
D596,612	S	*	7/2009	Akatsu	D14/151
D596,613	S	*	7/2009	Akatsu	D14/151
D597,060	S	*	7/2009	Akatsu	D14/151
D597,061	S	*	7/2009	Akatsu	D14/151
D600,670	S	*	9/2009	Akatsu	D14/151
D600,671	S	*	9/2009	Akatsu	D14/151
D601,118	S	*	9/2009	Akatsu	D14/151
D601,119	S	*	9/2009	Akatsu	D14/151
D621,381	S	*	8/2010	Akatsu	D14/140
8,027,463	B2	*	9/2011	Toh	H04M 1/02 379/428.01
D664,519	S	*	7/2012	Akatsu	D14/142
D664,520	S	*	7/2012	Shadovitz	D14/150
D676,411	S	*	2/2013	Taniguchi	D14/151
D709,852	S		7/2014	Yoshida	
D723,502	S	*	3/2015	Chun	D14/151
D740,779	S	*	10/2015	Matsuura	D14/151
D740,780	S	*	10/2015	Matsuura	D14/151
D782,994	S	*	4/2017	Schwarz	D14/151
D788,737	S	*	6/2017	Takei	D14/151
D829,189	S	*	9/2018	Su	D14/151
D829,683	S	*	10/2018	Su	D14/151
D835,060	S		12/2018	Peng	
D843,965	S	*	3/2019	Su	D14/151
D848,391	S	*	5/2019	Li	D14/151
D851,617	S	*	6/2019	Rodriguez	D14/151
D853,981	S	*	7/2019	Nakano	D14/151
D864,143	S	*	10/2019	Katori	D14/151
D877,711	S	*	3/2020	Taniguchi	D14/151
D891,388	S	*	7/2020	Zhang	D14/151
D891,389	S	*	7/2020	Zhang	D14/151
2009/0309002	A1	*	12/2009	Shimotoso	H04M 1/12 248/397
2014/0064477	A1	*	3/2014	Chiang	H04M 1/11 379/436

FOREIGN PATENT DOCUMENTS

JP	1537141	S	11/2015
JP	D1576064	S	5/2017
TW	D166135	S	2/2015

OTHER PUBLICATIONS

Notice issued on Jan. 13, 2020, by the Taiwan Patent Office in corresponding Taiwan Patent Application No. 108305995. (3 pages).

Design U.S. Appl. No. 29/707,348, filed Sep. 27, 2019, entitled Telephone; Taniguchi et al.

Notice of Allowance, Design Application No. 2019-006870, dated Aug. 30, 2019.

Notice of Allowance dated Aug. 30, 2019 in Japanese Design Application No. 2019-006870, with English language translation (4pgs).

* cited by examiner

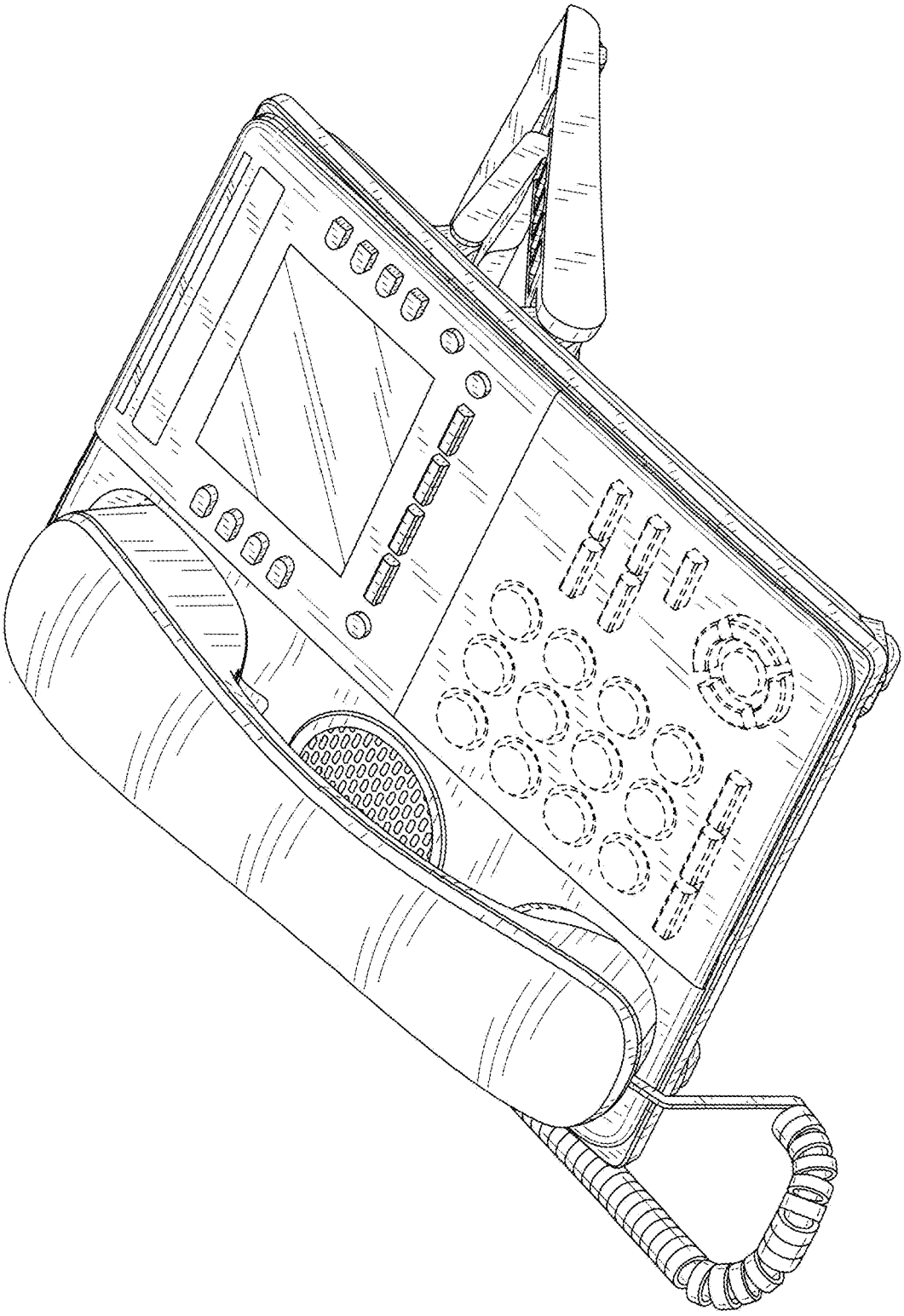

FIG. 1

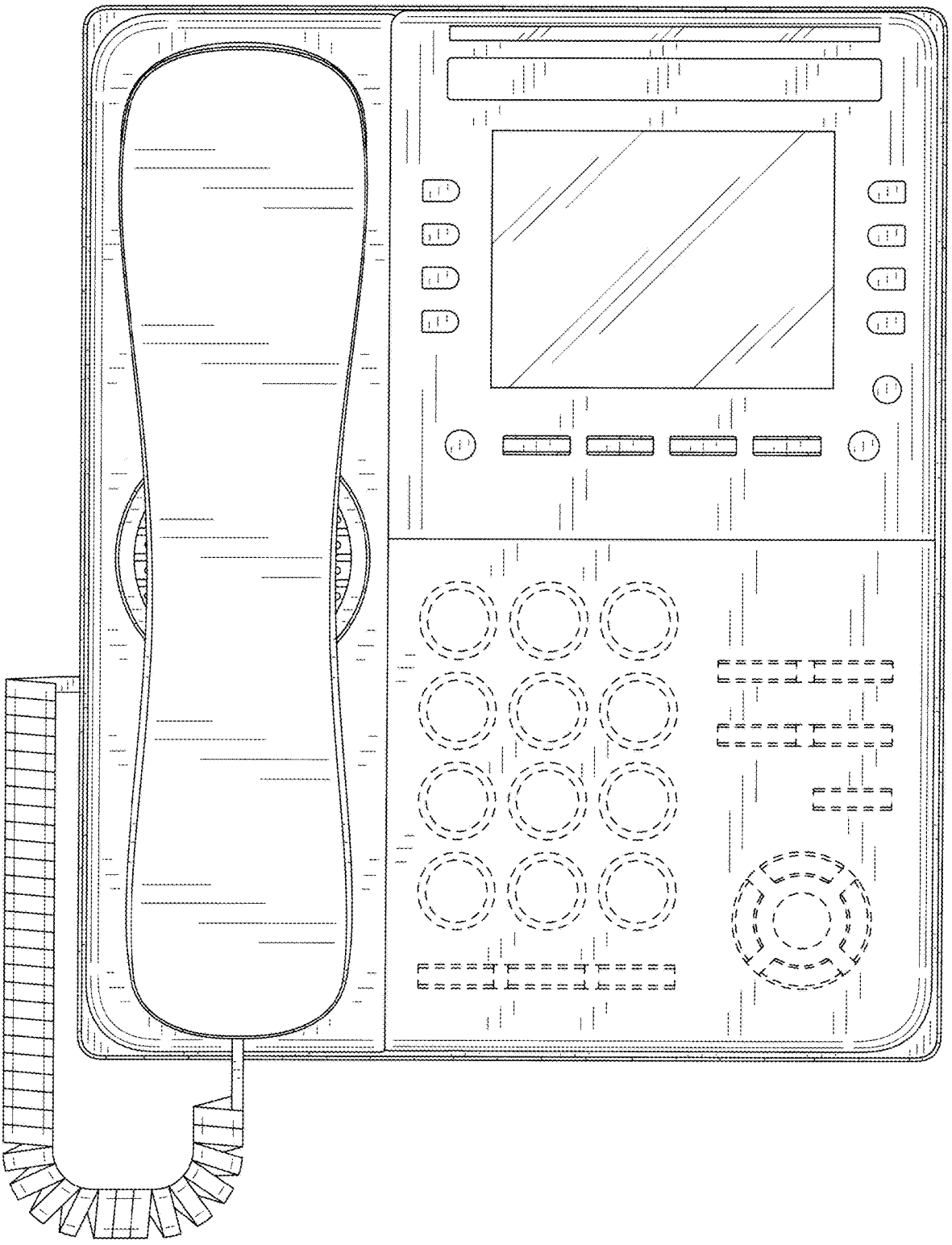

FIG. 2

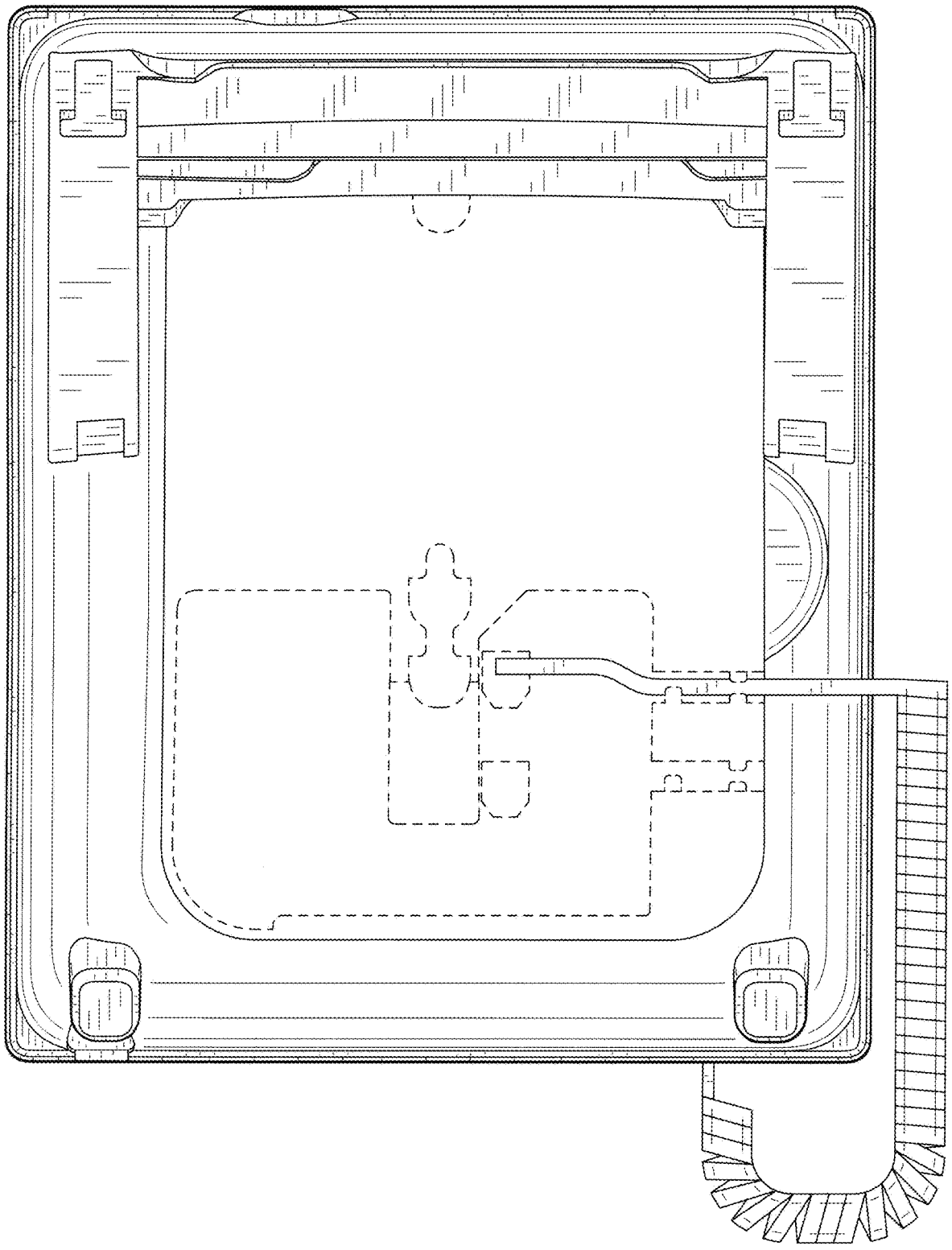

FIG. 3

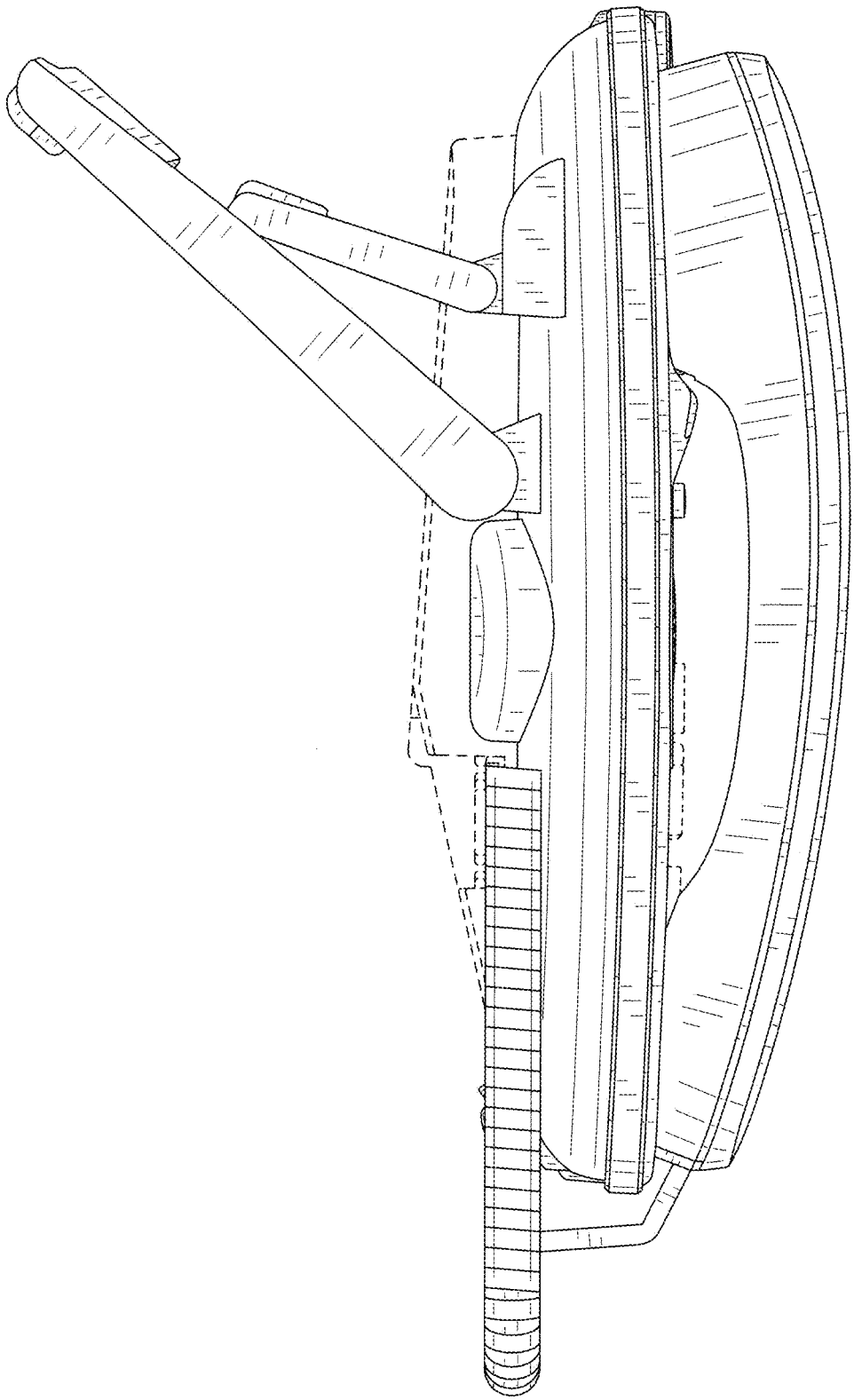

FIG. 4

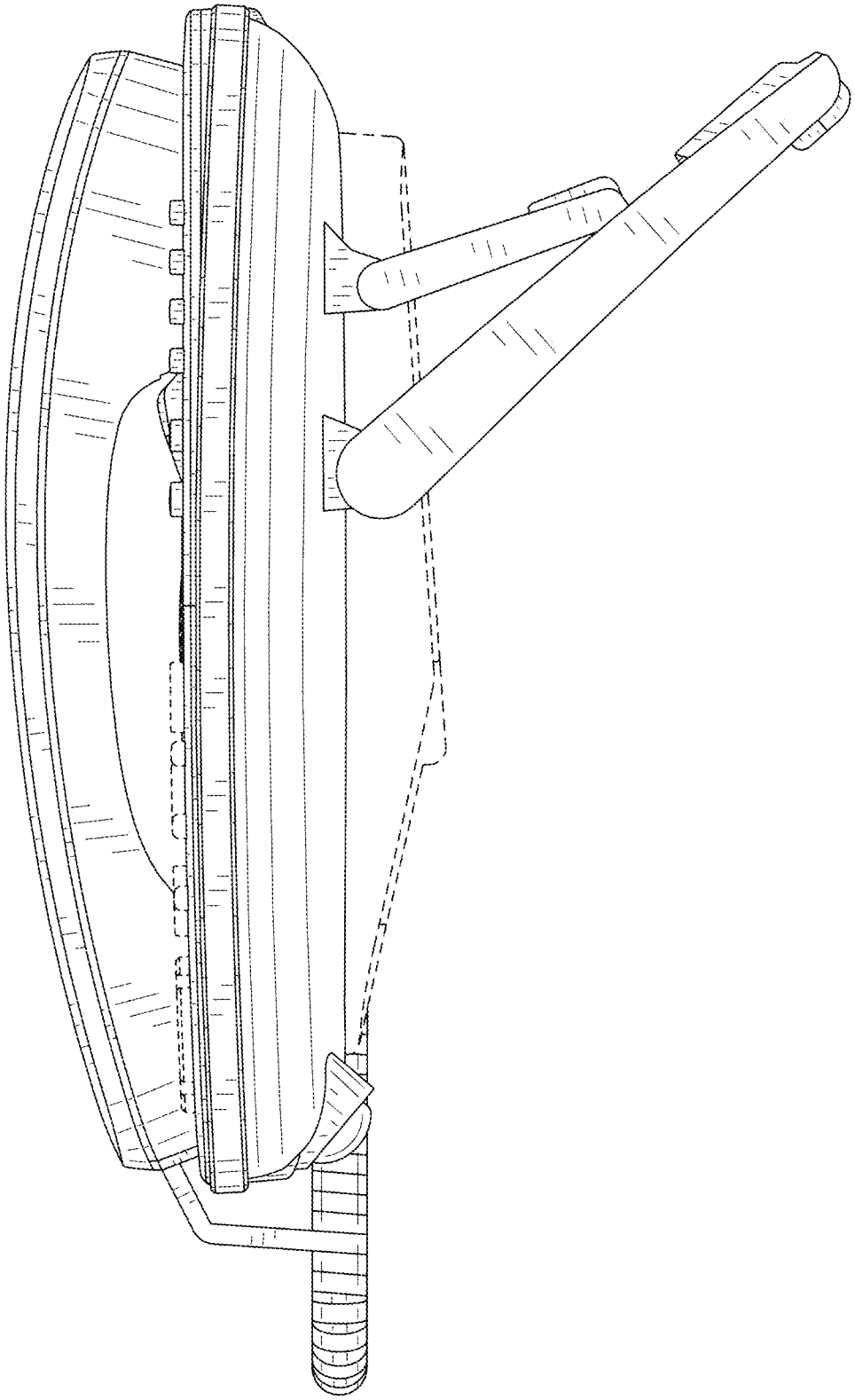

FIG. 5

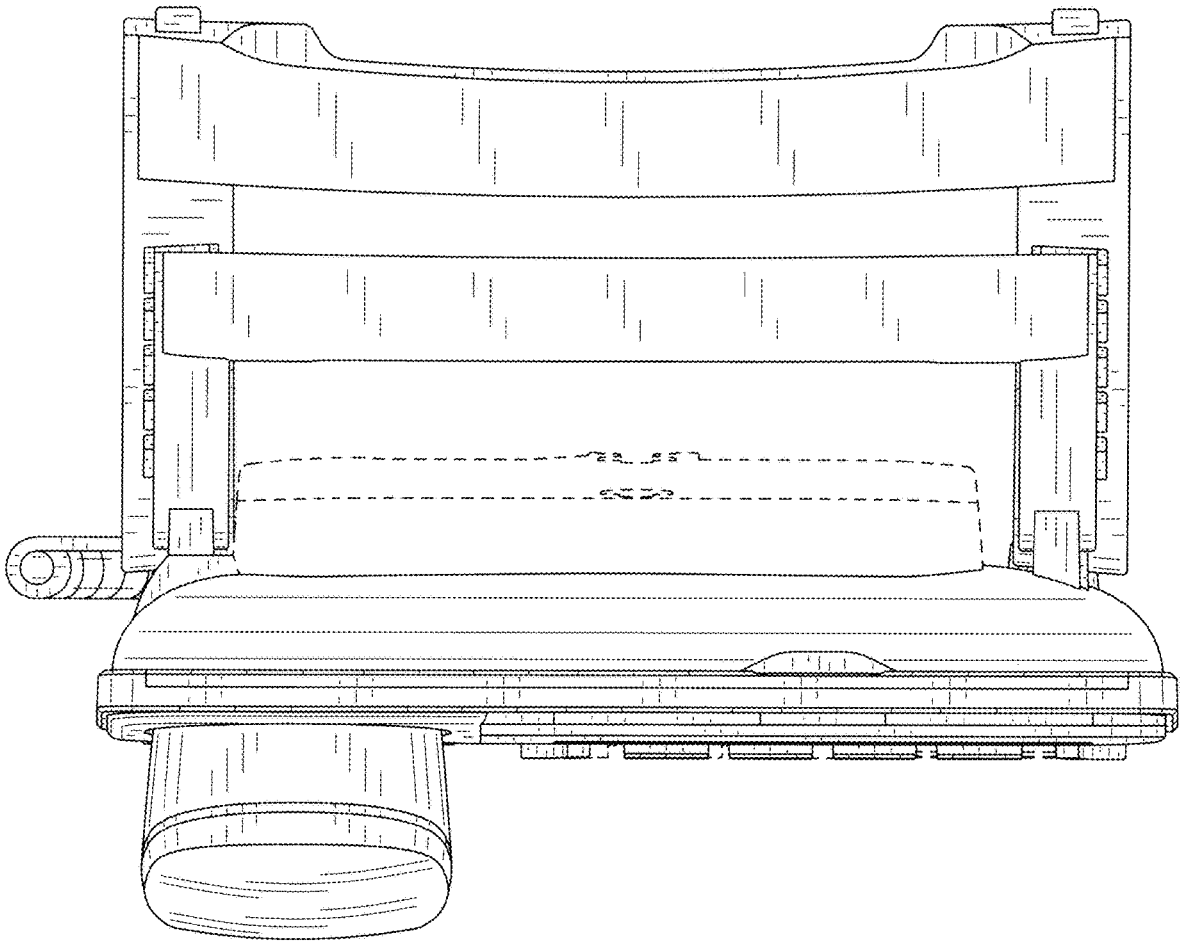

FIG. 6

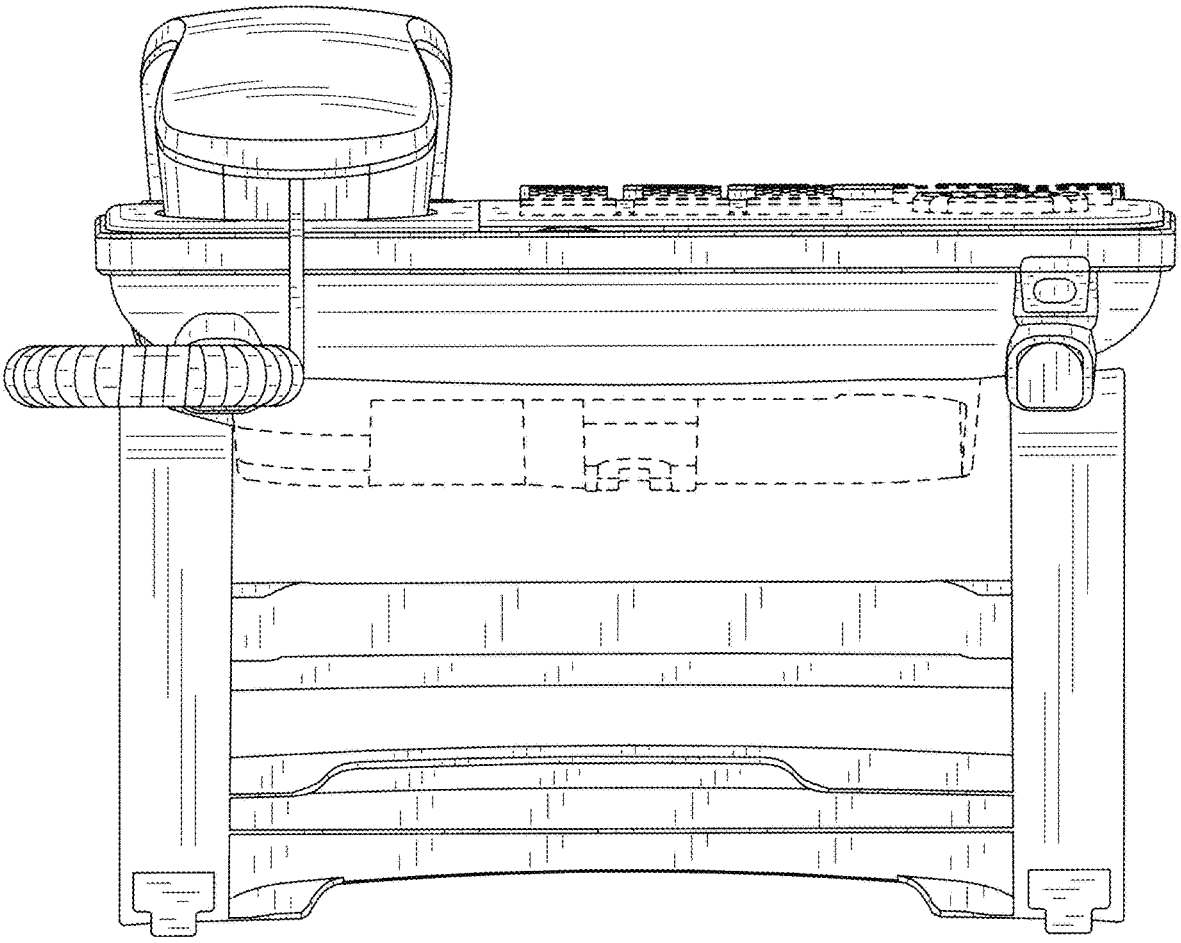

FIG. 7

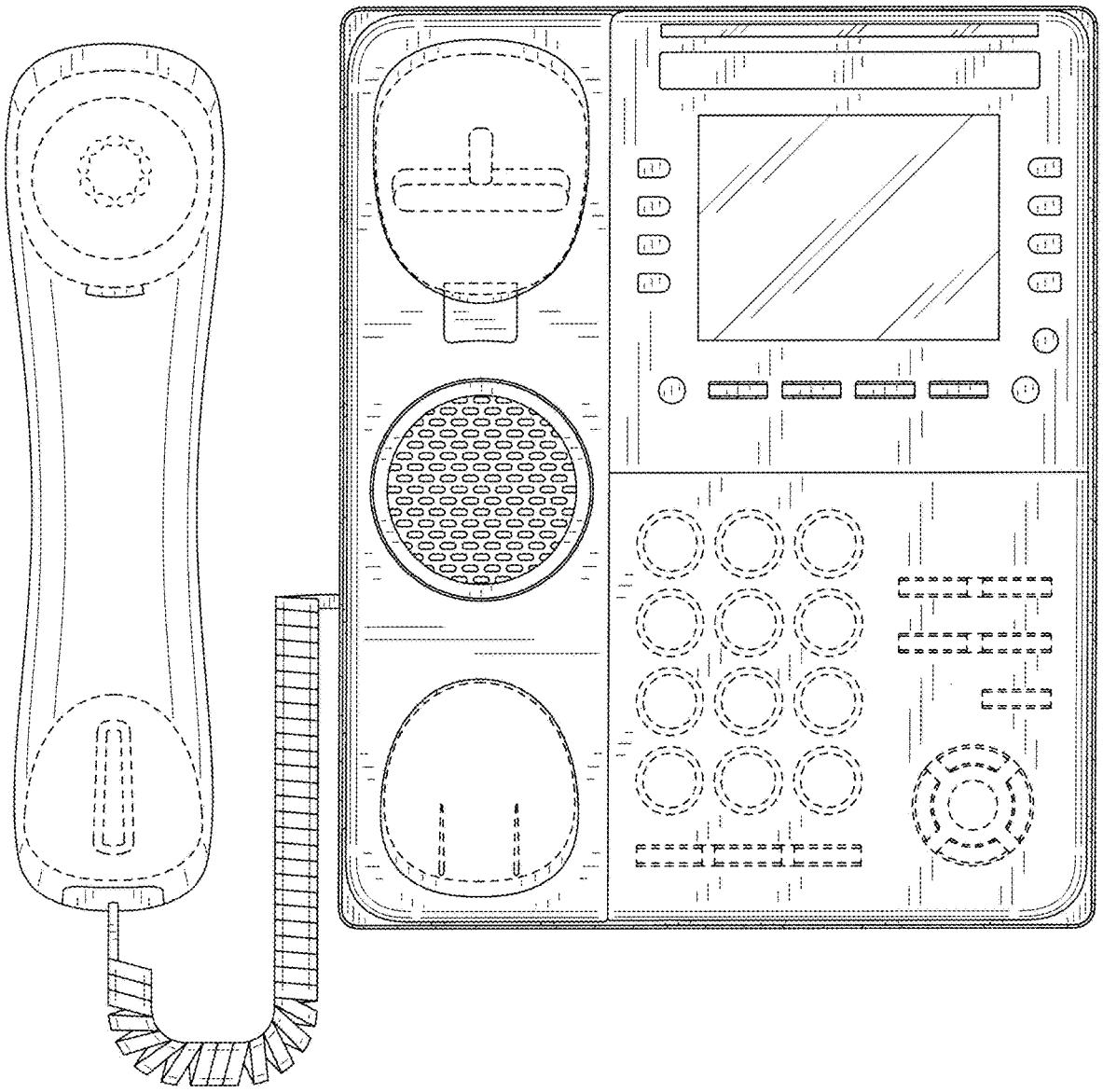

FIG. 8