

(19) World Intellectual Property Organization  
International Bureau



(43) International Publication Date  
6 October 2005 (06.10.2005)

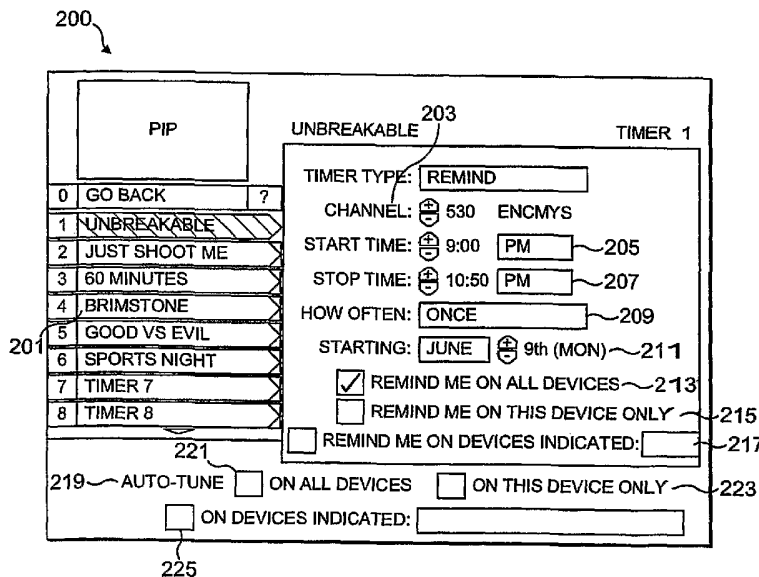
PCT

(10) International Publication Number  
WO 2005/094068 A1

- (51) International Patent Classification<sup>7</sup>: **H04N 5/445**, [US/US]; 2324 West US Highway 36, Danville, Indiana 46122 (US).  
G06F 3/00
- (21) International Application Number: PCT/US2005/006249
- (22) International Filing Date: 25 February 2005 (25.02.2005)
- (25) Filing Language: English
- (26) Publication Language: English
- (30) Priority Data: 60/551,584 9 March 2004 (09.03.2004) US
- (71) Applicant (for all designated States except US): **THOMSON LICENSING S.A.** [FR/FR]; 46 Quai A. Le Gallo, F-92100 Boulogne-Billancourt (FR).
- (72) Inventors; and
- (75) Inventors/Applicants (for US only): **JOHNSON,Carolynn Rae** [US/US]; 10736 Cornerstone Court, Indianapolis, Indiana 46280 (US). **RANDALL, Darrel Wayne**
- (74) Agents: **TRIPOLI, Joseph, S.** et al.; c/o THOMSON Licensing Inc., Two Independence Way, Suite 200, Princeton, New Jersey 08540 (US).
- (81) Designated States (unless otherwise indicated, for every kind of national protection available): AE, AG, AL, AM, AT, AU, AZ, BA, BB, BG, BR, BW, BY, BZ, CA, CH, CN, CO, CR, CU, CZ, DE, DK, DM, DZ, EC, EE, EG, ES, FI, GB, GD, GE, GH, GM, HR, HU, ID, IL, IN, IS, JP, KE, KG, KP, KR, KZ, LC, LK, LR, LS, LT, LU, LV, MA, MD, MG, MK, MN, MW, MX, MZ, NA, NI, NO, NZ, OM, PG, PH, PL, PT, RO, RU, SC, SD, SE, SG, SK, SL, SM, SY, TJ, TM, TN, TR, TT, TZ, UA, UG, US, UZ, VC, VN, YU, ZA, ZM, ZW.
- (84) Designated States (unless otherwise indicated, for every kind of regional protection available): ARIPO (BW, GH, GM, KE, LS, MW, MZ, NA, SD, SL, SZ, TZ, UG, ZM, ZW), Eurasian (AM, AZ, BY, KG, KZ, MD, RU, TJ, TM), European (AT, BE, BG, CH, CY, CZ, DE, DK, EE, ES, FI, FR, GB, GR, HU, IE, IS, IT, LT, LU, MC, NL, PL, PT, RO,

[Continued on next page]

(54) Title: SYSTEM AND METHOD FOR CUSTOMIZING PROGRAMMING REMINDERS



(57) Abstract: A system and method for permitting users to control and customize program reminders for reminding the user of desired upcoming television programming event(s) is disclosed. A reminder customizer (107) is provided having reminder options (213, 215, 217) which permit users to control on which device(s) a reminder is desired to appear.

WO 2005/094068 A1



SE, SI, SK, TR), OAPI (BF, BJ, CF, CG, CI, CM, GA, GN, GQ, GW, ML, MR, NE, SN, TD, TG).

*For two-letter codes and other abbreviations, refer to the "Guidance Notes on Codes and Abbreviations" appearing at the beginning of each regular issue of the PCT Gazette.*

**Published:**

— *with international search report*

## SYSTEM AND METHOD FOR CUSTOMIZING PROGRAMMING REMINDERS

### 1. TECHNICAL FIELD OF THE INVENTION

5           The present invention generally relates to television systems and, more particularly, to a system and method of allowing users to control and customize a reminder feature in conjunction with a television system for reminding the user of desired upcoming programming event(s).

### 10 2. BACKGROUND OF THE INVENTION

          A wide range of television services, including satellite television systems, have become commonplace today. In the case of satellite television, the problems of range and distortion are solved by transmitting broadcast signals from satellites  
15           orbiting the Earth. Satellite television systems transmit and receive radio signals using specialized antennas (satellite dishes) and most satellite TV customers get their programming through a direct broadcast satellite (DBS) provider, such as DirecTV™ or the Dish Network™. About 1 in 10 households currently subscribes to a satellite television service, a number expected to double within the next couple of  
20           years.

          Unlike earlier satellite programming, the provider's broadcast is completely digital. Digital television (DTV) is the transmission of television signals using digital rather than conventional analog methods. A set-top box is a device that enables an analog television set to become both a user interface to the Internet and to receive  
25           and decode digital television (DTV) broadcasts.

          DTV set-top boxes (also known as receivers) are required for television viewers to enable their current analog television sets to receive digital broadcasts. Digital television set-top boxes are used in a variety of applications, namely for satellite, cable, and terrestrial DTV services. It is estimated that 35 million homes will  
30           use digital set-top boxes by the end of 2006, the estimated year for ending the transition to DTV.

Typically, a digital set-top box contains one or more microprocessors for running its operating system, e.g., LINUX™ or WINDOWS CE™, and for parsing the MPEG transport stream. A set-top box also includes RAM, an MPEG decoder chip, and other chips for audio decoding and processing. The contents of a set-top box  
5 depend on the DTV standard used. More sophisticated set-top boxes contain a hard drive for storing recorded television broadcasts, for downloaded software, and for other applications provided by the DTV service provider.

Often, there are a multitude of other devices connected to television sets in a variety of configurations, including digital video recorders, DVD players, standard  
10 cable boxes, etc.

If there are multiple television sets in a household, there may be circumstances in which a user desires to be reminded of a programming event regardless of which television set was used to create the reminder.

15 Accordingly, a need exists for a system and method for efficiently, effectively and flexibly allowing a user to customize a programming event reminder to desired television sets in a convenient manner.

### **SUMMARY OF THE INVENTION**

20 The present invention permits users to control and customize a reminder feature for reminding the user of an upcoming programming event(s). A reminder customizer feature according to the present invention may be implemented in any instrument (e.g., a receiver for a satellite television system, cable receivers, non-  
25 receiver devices, etc.) and provides users with the ability to select the device(s) (e.g., television set) on which a reminder is to appear.

In one aspect, a method for customizing a reminder for a programming event is provided comprising the steps of providing a reminder customizer on a first  
30 instrument, wherein the reminder customizer includes a reminder options feature

which permits a user to indicate at least one of a plurality of devices on which the reminder is to appear.

In another aspect, a method for customizing a reminder for a programming  
5 event is provided comprising the steps of providing a reminder customizer on a set  
top box and providing a user interface for interactive communication with said  
reminder customizer, wherein said user interface provides a reminder options feature  
to permit a user to indicate at least one of a plurality of devices, capable of displaying  
the programming event, on which the reminder is to appear.

10

In yet another aspect, an apparatus for customizing a reminder for a  
programming event is provided comprising a reminder customizer which includes a  
reminder options feature for permitting a user to select at least one device for  
displaying a reminder at that device. A controller is provided for controlling coupling  
15 of a decoded signal to at least one device in accordance with the user-selected  
reminder options.

15

These, and other aspects, features and advantages of the present invention  
will be described or become apparent from the following detailed description of the  
20 preferred embodiments, which is to be read in connection with the accompanying  
drawings.

20

### **BRIEF DESCRIPTION OF THE DRAWINGS**

In the drawings, wherein like reference numerals denote similar elements  
25 throughout the views:

25

FIG. 1 illustrates an exemplary schematic illustration of a system having a  
reminder customizer according to an aspect of the present invention.

FIG. 2 illustrates an exemplary schematic illustration of a network system wherein each instrument includes a reminder customizer according to an alternate embodiment of the present invention.

5 FIG. 3 is an exemplary user interface for customizing a programming event reminder according to an aspect of the present invention.

FIG. 4 illustrates an exemplary flowchart of a method for customizing a programming event reminder according to an aspect of the present invention.

10

It should be understood that the drawings are for purposes of illustrating the concepts of the invention and are not necessarily the only possible configurations for illustrating the invention.

15

### **DETAILED DESCRIPTION OF THE INVENTION**

The present invention provides a system and method for allowing users to control and customize the setting of a reminder feature in an instrument (e.g., a receiver) for reminding the user of an upcoming programming event(s). The instrument may comprise, e.g., a set-top box for a satellite television system, a cable box in a cable system, a digital video recorder, or any receiver or non-receiver devices. A reminder options feature is provided for users to select the device(s) on which a reminder is to appear. A system according to one embodiment of the present invention includes an instrument for receiving e.g., video/audio signals which is connected (e.g., via physical or wireless connections either directly or indirectly) to at least one of a plurality of devices (e.g., television sets, displays, and/or other devices). Alternatively, the present invention may be implemented in a system comprising a plurality of instruments, each connected (physically/wirelessly, directly/indirectly) to at least one device.

30

It is to be noted that a reminder feature according to the present invention may be incorporated in any instrument (e.g., a digital video recorder, set top box, etc.)

which may or may not function as a signal decoder (e.g., a signal may be decoded by a cable or satellite box and then fed into the digital video recorder having a remind timer option).

5 It should be understood that the elements shown in the FIGS. may be implemented in various forms of hardware, software or combinations thereof. Preferably, these elements are implemented in software on one or more appropriately programmed general-purpose devices, which may include a processor, memory and input/output interfaces.

10

Referring now to the Figures, FIG. 1 illustrates an exemplary schematic illustration of a system 100 including an instrument 102 in communication with multiple devices, e.g., TV 1 (111), TV 2 (113) and an auxiliary device 115. The auxiliary device 115 may comprise any device capable of wired and/or wireless  
15 communication with the receiver 102, e.g., a phone, cell phone, beeper, PDA device, desktop or laptop computer, etc. and is preferably enabled to allow user interaction and communication with the receiver 102. It is to be noted that the auxiliary device(s) may be in wireless communication with and/or physically connected to the instrument 102.

20

In a preferred embodiment as shown in FIG. 1 for exemplary purposes only, instrument 102 comprises a receiver and thus includes a decoder 103 for decoding an audio/video (A/V) signal 101, as well as a memory 105 and an interface controller 109 which are all operably connected to one another as shown in FIG. 1. A reminder  
25 customizer 107 is provided operably connected to the interface controller 109 according to an aspect of the present invention. The interface controller 109 controls coupling of decoded signals to any of the devices connected to the instrument 102 (here, e.g., television sets 111 and 113 and an auxiliary device 115) in accordance with/depending on, e.g., the user-specified reminder options selected, if any. The  
30 process of selecting/inputting reminder options is described in further detail in FIG. 3 below. The instrument 102 may include other features/components as known in the art (e.g., microprocessors, an operating system) using protocols as known in the art.

It is to be noted that the reminder customizer 107 of the present invention may be implemented in any instrument (e.g., regardless of whether that instrument functions as a signal decoder).

5

FIG. 2 illustrates an exemplary schematic illustration of a network system, according to an alternate embodiment of the present invention. In this embodiment, a plurality of instruments (e.g., instrument 1 (120) and instrument 2 (130)) may be provided each having the reminder customizer 107. Each of said plurality of instruments 120 and 130 are preferably in communication with each other as well as with at least one output device (e.g., instrument 120 communicates with device 125; instrument 130 communicates with device 135). It is to be noted that each instrument 120 and/or 130 may be enabled to communicate (e.g., wirelessly) directly with other devices to which it is not physically connected, e.g., as shown by arrow 140. Alternatively, each instrument may communicate indirectly with a device, e.g., instrument 120 may indirectly communicate with device 135 via instrument 130. In a preferred embodiment, instruments 120 and/or 130 may comprise receivers.

According to an aspect of the present invention, a user may set a remind timer option in receiver 120 to request that a reminder appear on either device 125 and/or device 135.

A user interface 200 is preferably provided which the user may access using any device (e.g., television set, PDA) operably connected to the instrument 102. FIG. 3 illustrates an exemplary user interface 200 comprising, e.g., a set-up screen with which the user may input/select information relating to e.g., the program(s) (e.g., television programming events) they wish to be reminded of. Such information may include various remind timer titles 201, program channel 203, program start time 205, program end time 207, frequency of reminders desired 209 and start date for a reminder(s) 211. In one embodiment, when a remind timer title 201 is selected, the information in items 203, 205 and 207 is automatically set to the channel(s), date(s)

30

and time period(s) corresponding to the selected remind timer title. In another embodiment, a user may manually input such data according to the program desired.

According to an aspect of the invention, the reminder customizer 107 provides  
5 a reminder options feature (via e.g., the set-up screen 200) for permitting a user to indicate the device(s) in which the user desires a program reminder to appear. The reminder options feature may be facilitated via various inputs which may comprise, e.g., a check-off box for setting a reminder for all devices 213 (e.g., TV's, cell phone, etc.), a box for setting the reminder to appear only on the device in which the  
10 reminder is being created 215, and/or a box for setting the reminder(s) to appear only on the device(s) indicated 217. Advantageously, this provides the user with the ability to select the exact device(s) on which the user wishes to have the program reminder appear on. It is to be noted that the device(s) on which the reminder is designated to appear on may or may not be a device capable of actually displaying  
15 the programming event.

The device location at which a user desires a reminder to appear often depends on the type of program that a user wants to be reminded of. As such, the flexibility and customization of reminder options facilitated by the present invention is particularly advantageous. For example, in situations such as when a user  
20 purchases a pay-per-view program and wishes to be reminded on every device connected to the instrument 102, the user may select box 213. There may be other situations where a user does not want to be reminded of an upcoming program in a location other than that which was used to create the reminder, e.g., if an adult user sets up a reminder for an upcoming "R-rated" movie, the user might not want to be  
25 reminded of that event on the living room television that is also accessible by the children of the household. In this situation, box 215 may be selected. If there are particular devices the user wishes to be reminded on, the user may select box 217 and manually input them or box 217 may enable a menu of available devices which may be selected individually by the user.

30

The present invention may also include an "auto-tune" feature 219 for automatically setting the appropriate television (which is set to display the reminder

as per the user's inputs) to the appropriate channel at the time/day the "reminded-of" program is on. For example, the user may be presented with check-off boxes (as shown in FIG. 3) for designating that the auto-tune be performed on all devices 221, on the device used for creating the reminder only 223, or on a user-specified  
5 device(s) 225.

It is to be noted that various user-specified and/or factory-specified default mode(s) may be programmed by the user to activate if, e.g., the user fails to select any of the check-off boxes to specify the reminder options or auto-tune feature, as  
10 explained further below with reference to FIG. 4.

FIG. 4 depicts an exemplary flowchart 300 of a method of creating/editing a programming event reminder according to an aspect of the present invention. In step 301, a user desires to be reminded of at least one programming event and/or desires  
15 to edit an existing reminder(s). It is to be noted that the term "programming event" may refer to, e.g., any broadcast television program.

In step 303, the user accesses a set-up screen (e.g., set-up screen 200) and inputs/selects the program data as desired as well as "preliminary reminder" data  
20 (e.g., reminder frequency and reminder start date). In decision box 307, the user is presented with a reminder options feature, e.g., the option of selecting the device(s) on which the reminder is to be displayed. Such device(s) may comprise e.g., not only television sets, but PDAs, cell phones, landline phones, etc. which may be in wireless communication with and/or physically connected to the receiver.

In step 309, the user may enter/select the desired device on which the reminder is desired to be displayed. In decision box 311, the user is presented with the option to customize the auto-tune feature (e.g., so that the program for which the reminder is created is automatically tuned to at the designated time and date) on the  
5 desired device(s). The user may then enter/select the desired customized auto-tune features (step 313). In step 312, if no selection is made, the system may go into a default auto-tune mode (e.g., wherein the auto-tune is performed only on the input device). It is to be noted that the default mode may be altered by the user as desired  
10 to have the auto-tune feature be performed on any device(s) as desired, or alternatively, not be performed at all.

In step 315, if no selection is made by the user on which the reminder is desired to appear on, the system may go into a default reminder/auto-tune mode  
15 (step 317). For example, the default reminder mode may comprise wherein the reminder and auto-tune will appear only on the device used to create the reminder. It is to be noted that this default mode may be altered by the user as desired to have, e.g., the reminder/auto-tune features be performed on any device(s).

20 In decision box 319, the user is presented with the option of creating another reminder. If yes, the method returns to step 305. If no, the user is done (step 321).

Although the embodiment which incorporates the teachings of the present invention has been shown and described in detail herein, those skilled in the art can  
25 readily devise many other varied embodiments that still incorporate these teachings. Having described preferred embodiments for a system and method with the ability to permit users to customize reminder features for programming events (which are intended to be illustrative and not limiting), it is noted that modifications and variations can be made by persons skilled in the art in light of the above teachings. It is  
30 therefore to be understood that changes may be made in the particular embodiments of the invention disclosed which are within the scope and spirit of the invention as outlined by the appended claims. Having thus described the invention with the

details and particularity required by the patent laws, what is claimed and desired protected by Letters Patent is set forth in the appended claims.

**CLAIMS**

1. A method for customizing a reminder for a programming event comprising the steps of:
  - 5 providing a reminder customizer (107) on a first instrument (102, 120), wherein the reminder customizer (107) includes a reminder options feature (213, 215, 217) which permits a user to indicate at least one of a plurality of devices on which the reminder is to appear.
- 10 2. The method of claim 1, further comprising the step of providing a second instrument (130), said second instrument (130) being in communication with said first instrument (102, 120), wherein said at least one indicated device on which the reminder is to appear is operably connected to said second instrument (130).
- 15 3. The method of claim 1, wherein the reminder customizer (107) further includes a customizable auto-tune feature (219) which permits the user to specify that the programming event for which the reminder is created is automatically tuned to at a designated time and date and on a desired device.
- 20 4. The method of claim 1, wherein if the user does not indicate the device on which the reminder is to appear, further comprising the step of activating a default mode (317).
  5. The method of claim 4, wherein the default mode (317) is customizable by the  
25 user.
6. The method of claim 1, wherein the device comprises at least one of a television, PDA, computer, cellular phone and landline phone.
- 30 7. The method of claim 1, wherein the first instrument (102, 120) comprises a receiver.

8. A method for customizing a reminder for a programming event comprising the steps of:

providing a reminder customizer (107) on a set top box;

5 providing a user interface (200) for interactive communication with said reminder customizer (107), said user interface (200) providing a reminder options feature (213, 215, 217) to permit a user to indicate at least one of a plurality of devices, capable of displaying the programming event, on which the reminder is to appear.

10

9. The method of claim 8, further comprising the step of providing a second instrument (130), said second instrument (130) being in communication with said set top box, wherein said selected device on which the reminder is to appear is operably connected to said second instrument (130).

15

10. The method of claim 8, wherein the reminder customizer (107) further includes a customizable auto-tune feature (219) which permits the user to specify that the programming event for which the reminder is created is automatically tuned to at a designated time and date and on a desired device.

20

11. The method of claim 8, wherein if the user does not indicate the device on which the reminder is to appear, further comprising the step of activating a default mode (317).

25

12. The method of claim 11, wherein the default mode (317) is customizable by the user.

13. The method of claim 8, wherein the device comprises at least one of a television, PDA, computer, cellular phone and landline phone.

14. An apparatus for customizing a reminder for a programming event comprising:  
a reminder customizer (107) which includes a reminder options feature  
(213, 215, 217) for permitting a user to select at least one device for displaying a  
5 reminder at that device; and  
a controller (109) for controlling coupling of a decoded signal to at least  
one device in accordance with the user-selected reminder options.
15. The apparatus of claim 14, further comprising a decoder (103) for providing the  
10 decoded signal from an input signal.
16. The apparatus of claim 14, wherein the reminder customizer (107) further  
includes a customizable auto-tune feature (219) which permits the user to specify that  
the programming event for which the reminder is created is automatically tuned to at  
15 a designated time and date and on a desired device.
17. The apparatus of claim 14, wherein the device comprises at least one of a  
television, PDA, computer, cellular phone and landline phone.

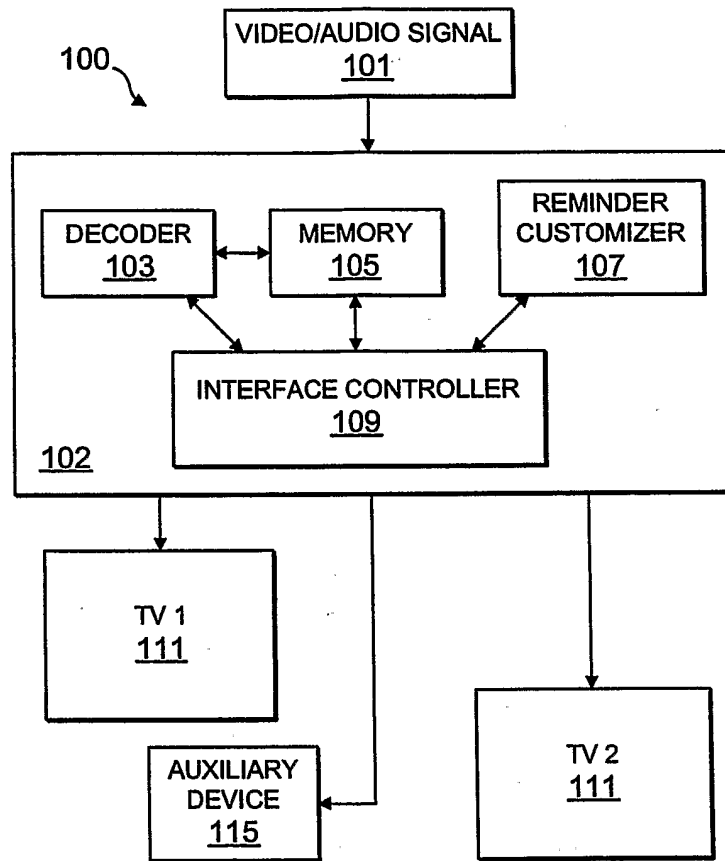


FIG. 1

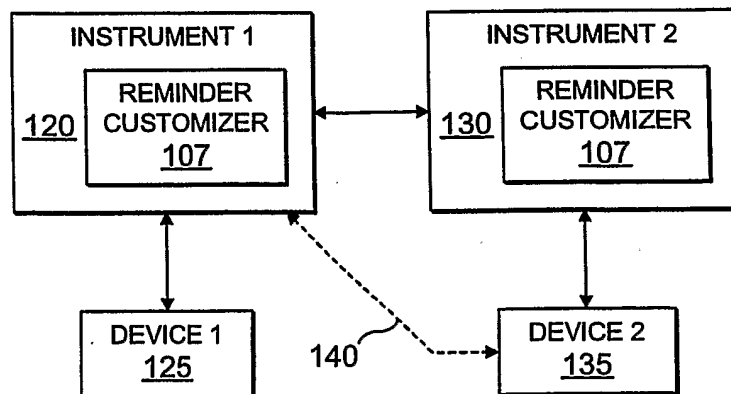


FIG. 2

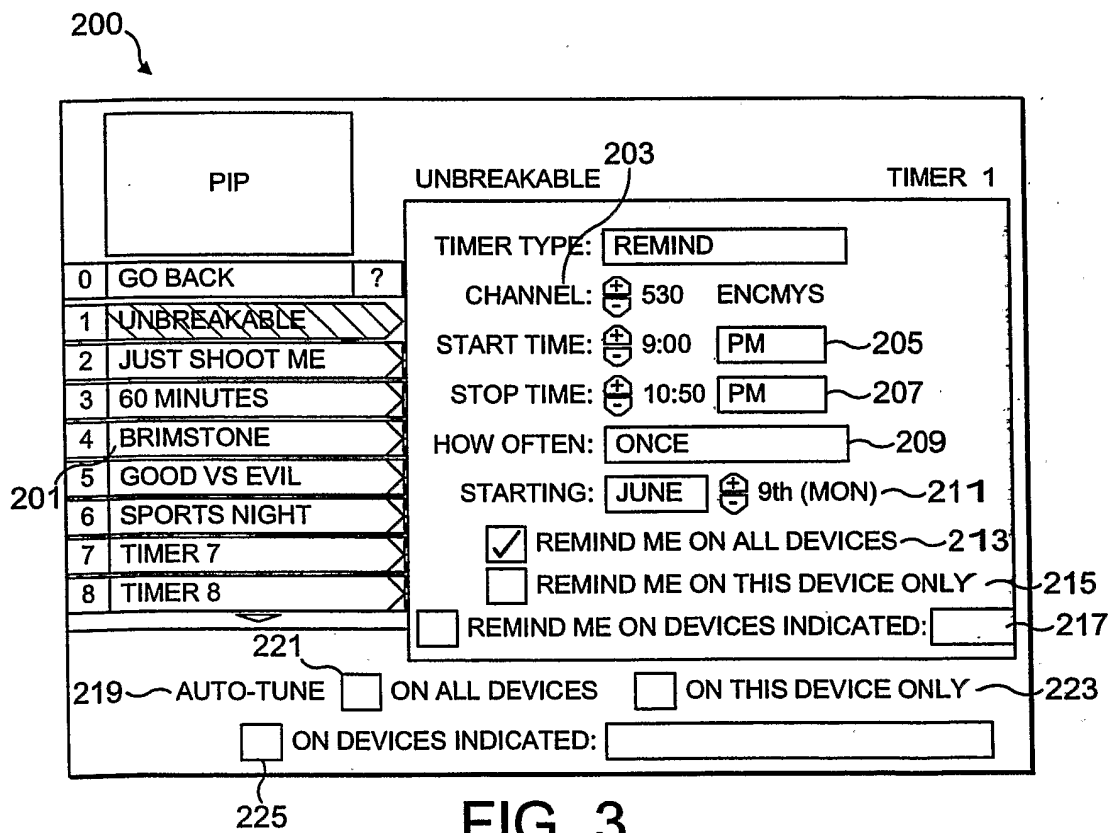


FIG. 3

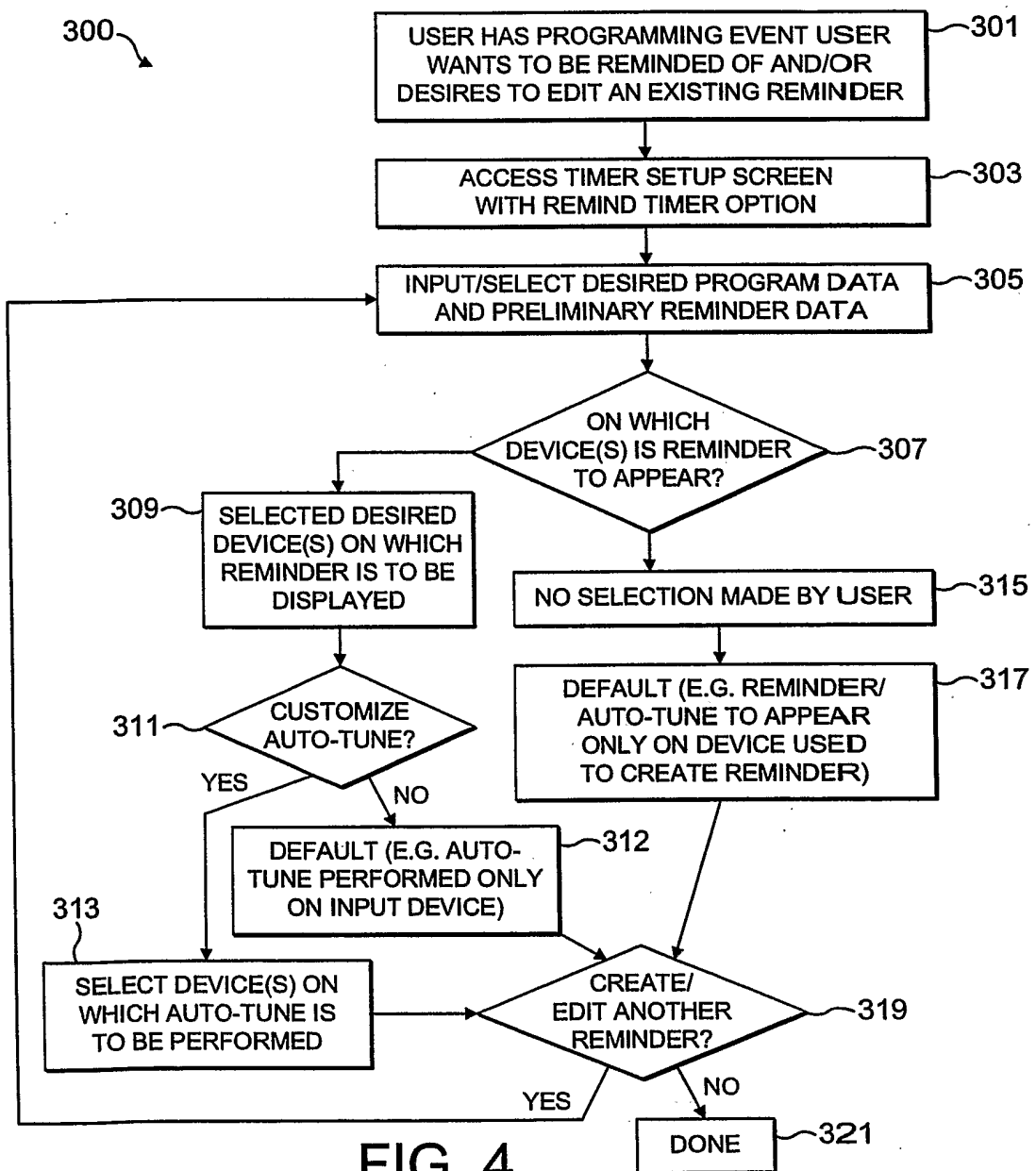


FIG. 4

# INTERNATIONAL SEARCH REPORT

International application No.

PCT/US05/06249

**A. CLASSIFICATION OF SUBJECT MATTER**

IPC(7) : H04N 5/445; G06F 3/00  
 US CL : 725/58,40,39; 709/218; 719/310

According to International Patent Classification (IPC) or to both national classification and IPC

**B. FIELDS SEARCHED**

Minimum documentation searched (classification system followed by classification symbols)  
 U.S. : 725/58,40,39; 709/218; 719/310; 348/564,563,14.01

Documentation searched other than minimum documentation to the extent that such documents are included in the fields searched

Electronic data base consulted during the international search (name of data base and, where practicable, search terms used)  
 EAST, EPO, JPO, IBM\_TDB, IEEB

**C. DOCUMENTS CONSIDERED TO BE RELEVANT**

Category *	Citation of document, with indication, where appropriate, of the relevant passages	Relevant to claim No.
A	US 6,323,911 B1 (SCHEIN et al) 27 November 2001, col. 11, line 51 - col. 12, line 4; col. 12, line 65 - col. 13, line 14.	1-17
A	US 2002/0026496 A1 (BOYER et al) 28 February 2002, [0031]-[0072].	1-17
A	EP 0954176 A2 (DOUGHERTY et al) 03 November 1999, entire text.	1-17
A	WO 99/35584 (WUGOFSKI) 15 July 1999, entire text.	1-17
A	US 2003/0110499 A1 (KNUDSON et al) 12 June 2003, entire text.	1-17

Further documents are listed in the continuation of Box C.  See patent family annex.

* Special categories of cited documents:	
"A" document defining the general state of the art which is not considered to be of particular relevance	"T" later document published after the international filing date or priority date and not in conflict with the application but cited to understand the principle or theory underlying the invention
"E" earlier application or patent published on or after the international filing date	"X" document of particular relevance; the claimed invention cannot be considered novel or cannot be considered to involve an inventive step when the document is taken alone
"L" document which may throw doubts on priority claim(s) or which is cited to establish the publication date of another citation or other special reason (as specified)	"Y" document of particular relevance; the claimed invention cannot be considered to involve an inventive step when the document is combined with one or more other such documents, such combination being obvious to a person skilled in the art
"O" document referring to an oral disclosure, use, exhibition or other means	
"P" document published prior to the international filing date but later than the priority date claimed	"&" document member of the same patent family

Date of the actual completion of the international search 25 June 2005 (25.06.2005)	Date of mailing of the international search report <b>11 JUL 2005</b>
Name and mailing address of the ISA/US Mail Stop PCT, Attn: ISA/US Commissioner for Patents P.O. Box 1450 Alexandria, Virginia 22313-1450 Facsimile No. (703) 305-3230	Authorized officer Meng-Ai An <i>7<sup>th</sup></i> <i>James R. Blanton</i> Telephone No. 5712722100