



US00D487517S

(12) **United States Design Patent** (10) **Patent No.:** **US D487,517 S**  
**Cudworth** (45) **Date of Patent:** **\*\* Mar. 9, 2004**

(54) **STERILIZER** D305,261 S \* 12/1989 Hobbs ..... D24/217  
5,213,776 A \* 5/1993 Maniero et al. .... 422/300  
(75) **Inventor:** **Nick Cudworth, Cramlington (GB)** D365,882 S \* 1/1996 Allegre ..... D24/217  
5,690,852 A \* 11/1997 Saito et al. .... 422/303  
(73) **Assignee:** **Jackel International Limited,** D433,147 S \* 10/2000 Florkey et al. .... D24/217  
**Northumberland (GB)**

(\*\*) **Term:** **14 Years**

(21) **Appl. No.:** **29/154,501**

(22) **Filed:** **Jan. 24, 2002**

(30) **Foreign Application Priority Data**

Jul. 26, 2001 (GB) ..... 2103572

(51) **LOC (7) Cl.** ..... **24-01**

(52) **U.S. Cl.** ..... **D24/217**

(58) **Field of Search** ..... D24/217; 422/302,  
422/300, 298, 303, 297

(56) **References Cited**

**U.S. PATENT DOCUMENTS**

4,544,529 A \* 10/1985 Hoeck ..... D24/217

\* cited by examiner

*Primary Examiner*—Ian Simmons

(74) *Attorney, Agent, or Firm*—Rosenthal & Osha L.L.P.

(57) **CLAIM**

The ornamental design for a sterilizer, as shown and described.

**DESCRIPTION**

FIG. 1 is a rear elevational view of a sterilizer showing my new design;


FIG. 2 is a right side elevational view thereof;

FIG. 3 is a front elevational view thereof;

FIG. 4 is a top plan view thereof; and,

FIG. 5 is a left side elevational view thereof.

**1 Claim, 5 Drawing Sheets**






FIG 1




FIG 2




FIG 3




FIG 4

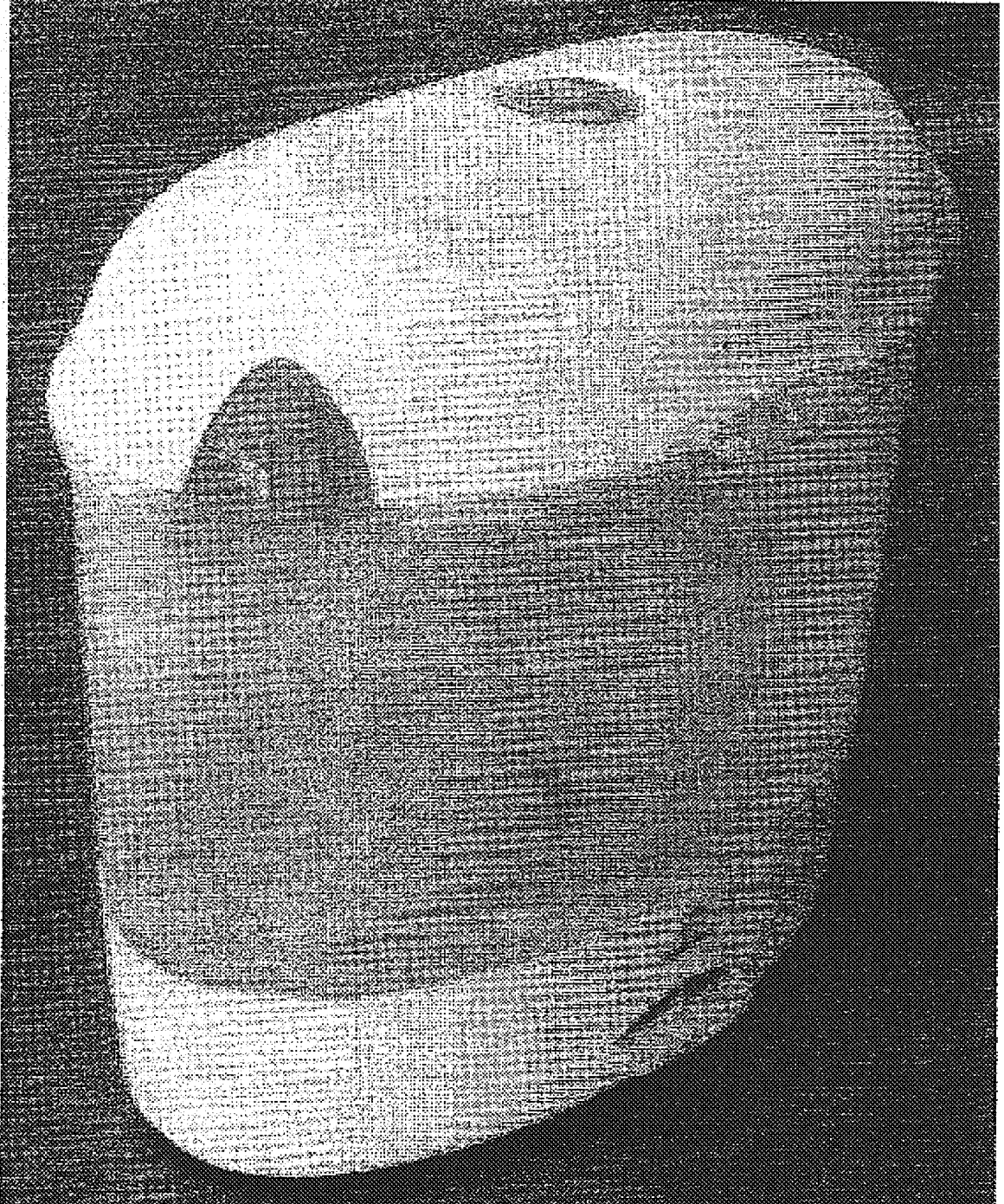


FIG 5