



US00D643192S

(12) **United States Design Patent**
McClaskie

(10) **Patent No.:** **US D643,192 S**

(45) **Date of Patent:** **** Aug. 16, 2011**

- (54) **SHOE**
 - (75) Inventor: **Thomas E. McClaskie**, Bethlehem, PA (US)
 - (73) Assignee: **Columbia Insurance Company**, Omaha, NE (US)
 - (**) Term: **14 Years**
 - (21) Appl. No.: **29/379,742**
 - (22) Filed: **Nov. 23, 2010**
 - (51) **LOC (9) Cl.** **02-04**
 - (52) **U.S. Cl.** **D2/951**
 - (58) **Field of Classification Search** **D2/902,**
D2/906, 908, 916, 918, 925, 946-962, 977;
36/3 B, 22 R, 24.5, 25 R, 28, 32 R, 34 R,
36/59 C, 67 A, 103
- See application file for complete search history.

D566,940 S *	4/2008	Schoenborn et al.	D2/957
D571,087 S	6/2008	Dillenbeck et al.		
D571,088 S *	6/2008	St-Louis et al.	D2/953
D572,446 S	7/2008	Schoenborn et al.		
D586,992 S *	2/2009	Duffy	D2/957
D586,993 S	2/2009	Banik et al.		
D593,740 S	6/2009	McClaskie		
D603,594 S *	11/2009	McClaskie	D2/953
D606,732 S *	12/2009	McClaskie	D2/951
D615,740 S *	5/2010	Banik et al.	D2/956
D616,638 S *	6/2010	Mongelli	D2/956
D619,794 S *	7/2010	McClaskie	D2/957
D621,145 S *	8/2010	McClaskie	D2/953
D621,146 S *	8/2010	McClaskie	D2/957
D627,145 S *	11/2010	McClaskie	D2/952

* cited by examiner

Primary Examiner — T. Chase Nelson

(74) *Attorney, Agent, or Firm* — St. Onge Steward Johnston & Reens LLC

(57) **CLAIM**

The ornamental design for a shoe, as shown and described.

(56) **References Cited**

U.S. PATENT DOCUMENTS


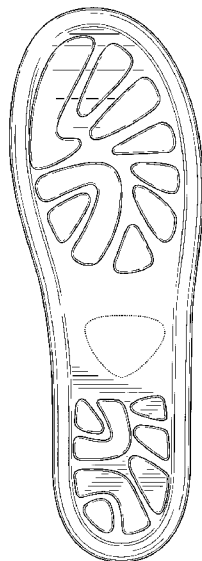
D72,011 S	2/1927	Grosjean		
D331,314 S *	12/1992	Smith	D2/957
D352,386 S *	11/1994	Vestuti et al.	D2/953
D369,235 S *	4/1996	Senda et al.	D2/953
D428,240 S *	7/2000	Hoyt et al.	D2/916
D453,614 S *	2/2002	White	D2/960
D465,079 S *	11/2002	Merceron	D2/954
D473,698 S *	4/2003	St-Louis	D2/957
D474,584 S	5/2003	Matis		
D479,387 S *	9/2003	Dal Magro	D2/916
D479,904 S *	9/2003	Magro	D2/916
D489,520 S	5/2004	Matis et al.		
D496,148 S *	9/2004	Kayano et al.	D2/959
D501,713 S *	2/2005	Kayano et al.	D2/977
D508,160 S	8/2005	Sonnergren		
D513,840 S *	1/2006	Urie et al.	D2/953
D554,331 S	11/2007	Matis		
D557,883 S *	12/2007	McClaskie	D2/952

DESCRIPTION

FIG. 1 is a bottom perspective view of a shoe in accordance with the new design;
 FIG. 2 is a bottom view thereof;
 FIG. 3 is a top view thereof;
 FIG. 4 is a right side view thereof;
 FIG. 5 is a left side view thereof;
 FIG. 6 is a front view thereof; and,
 FIG. 7 is a rear view thereof.

The shoe upper shown in broken lines in FIGS. 1 and 3-7 is for environmental purposes only and forms no part of the claimed design. The broken lines shown in each arch area of FIGS. 1 and 2 represent boundaries of the design with the lines themselves and the areas within them forming no part of the claimed design.

1 Claim, 6 Drawing Sheets



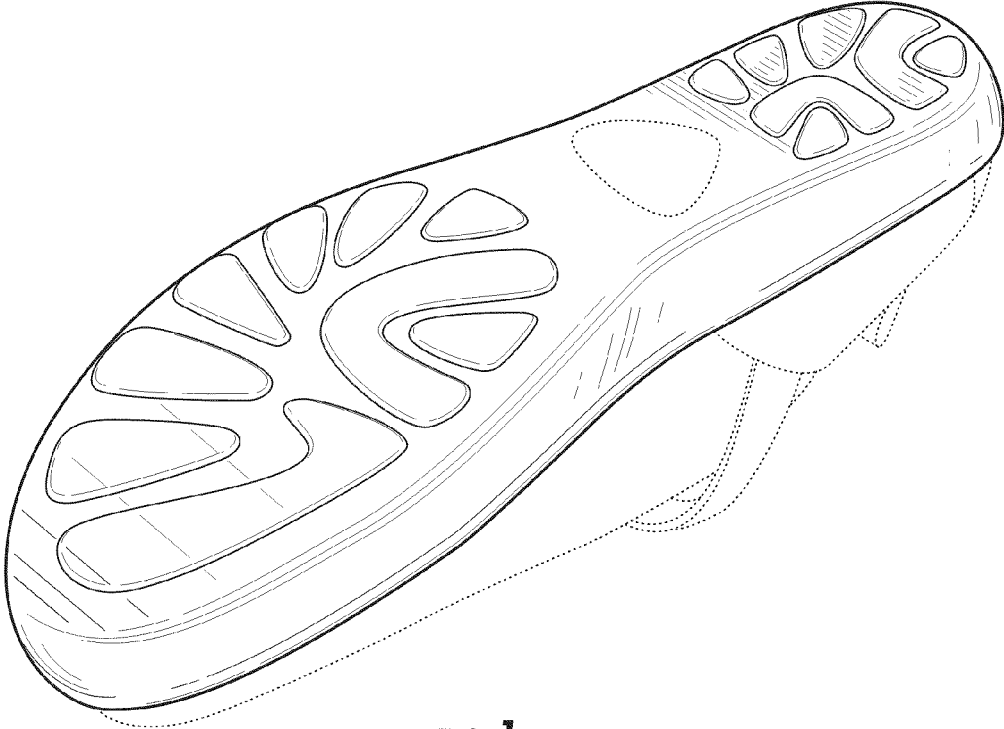


FIG. 1

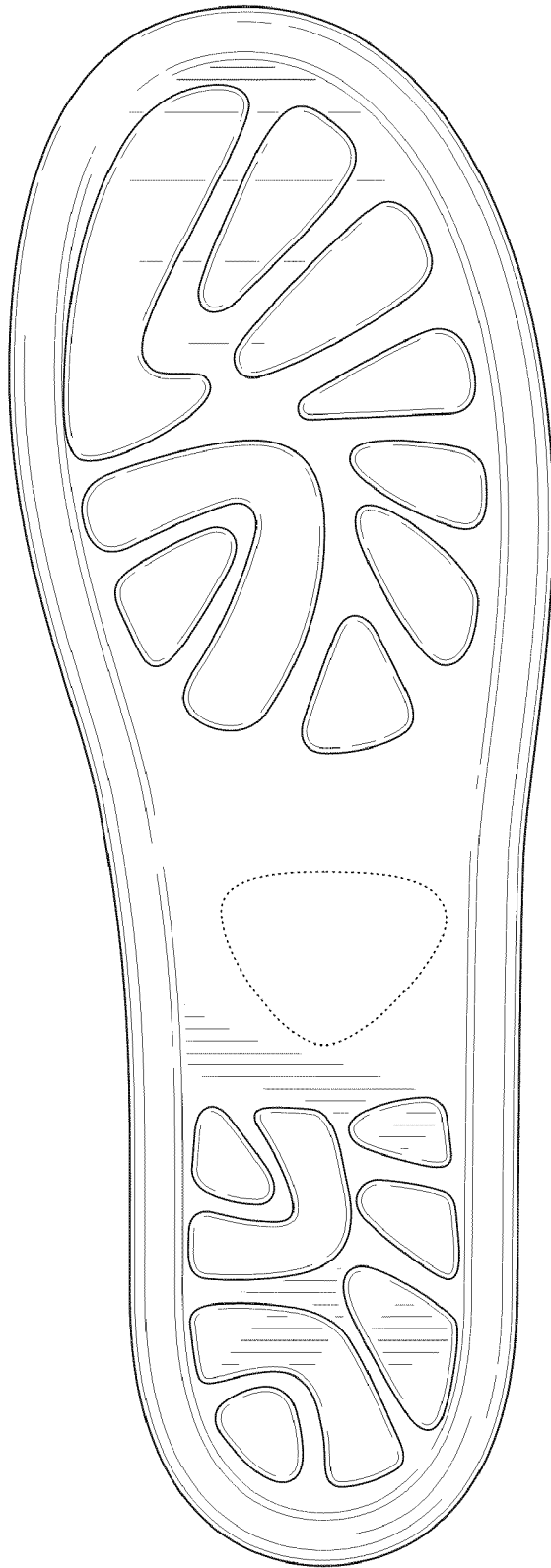


FIG. 2

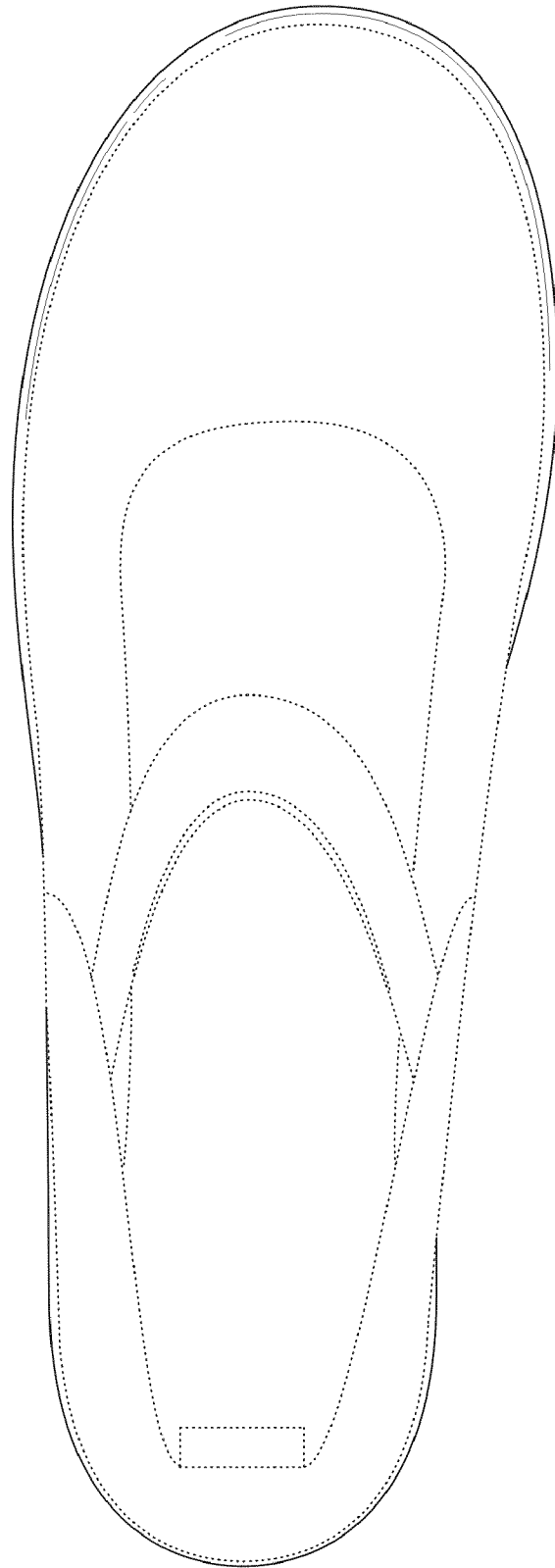


FIG. 3

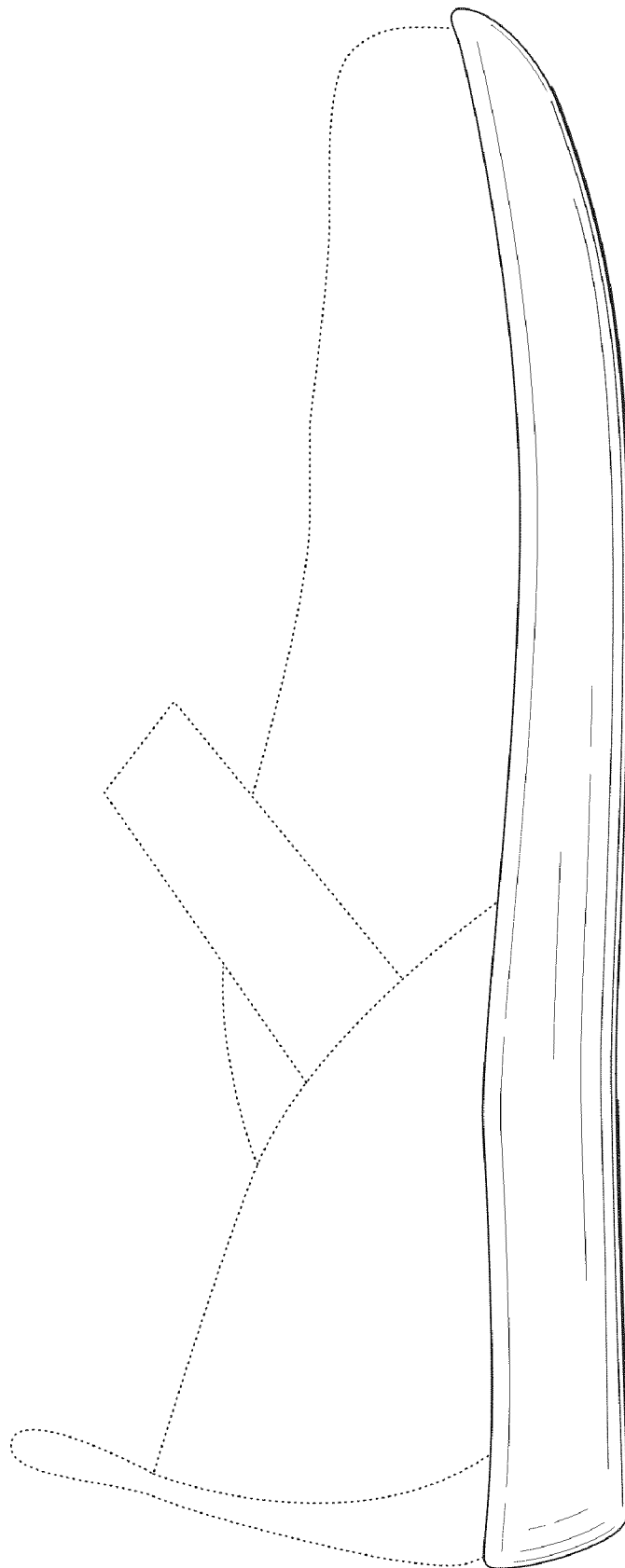


FIG. 4

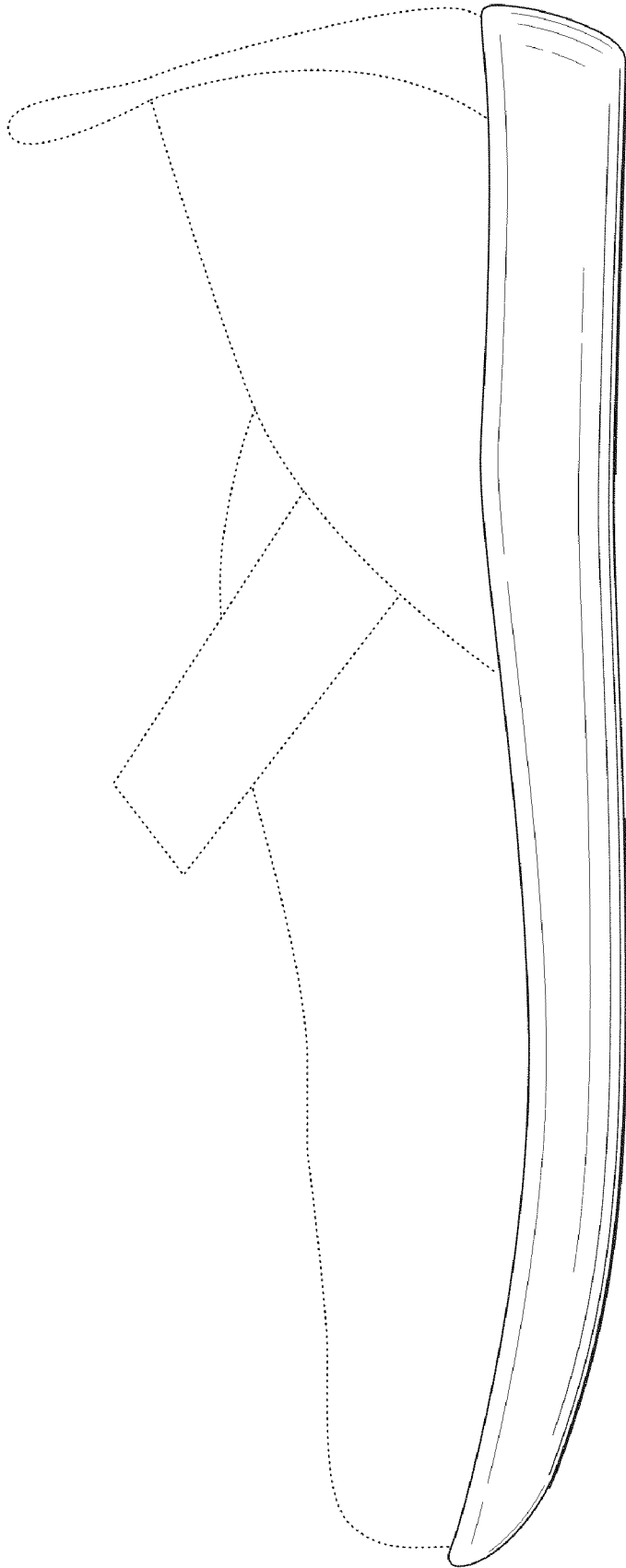


FIG. 5

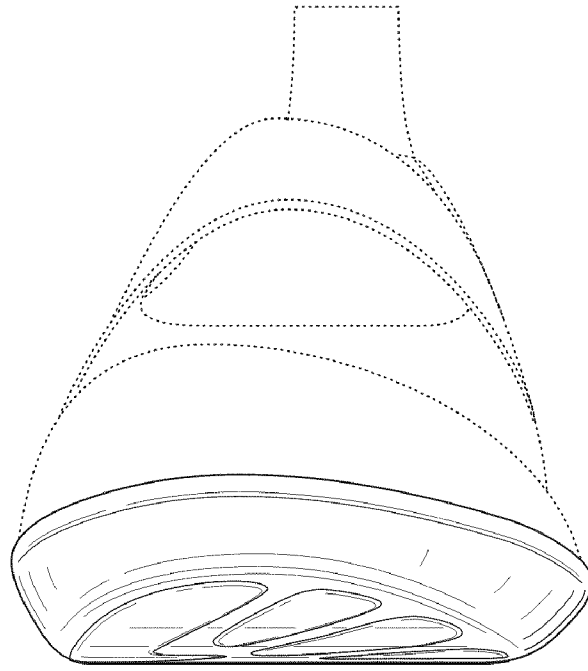


FIG. 6

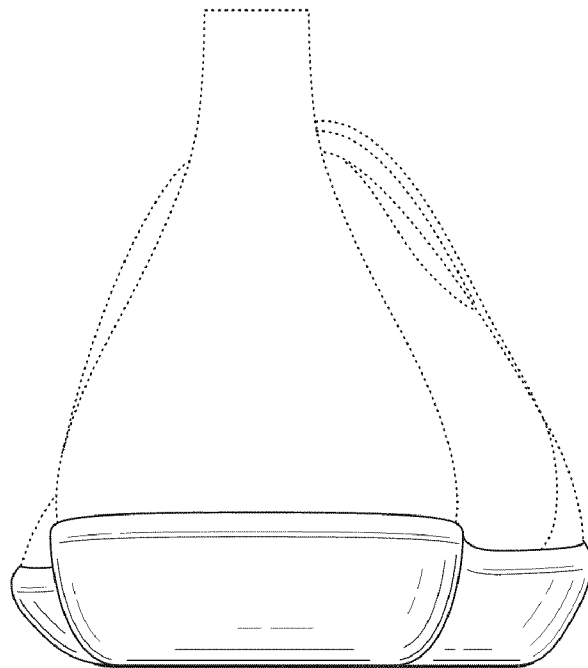


FIG. 7