



US00D523136S

(12) **United States Design Patent**  
**Chen**

(10) **Patent No.:** **US D523,136 S**

(45) **Date of Patent:** **\*\* Jun. 13, 2006**

(54) **FAN BLADE BRACKET**

D510,430 S \* 10/2005 Tai ..... D23/411

(75) Inventor: **Ken-Tuan Chen**, Tai-Ping (TW)

\* cited by examiner

(73) Assignee: **Air Cool Industrial Co., Ltd.**,  
Taichung (TW)

*Primary Examiner*—Lisa Lichtenstein  
(74) *Attorney, Agent, or Firm*—Troxell Law Office, PLLC

(\*\*) Term: **14 Years**

(57) **CLAIM**

The ornamental design for a fan blade bracket, as shown and described.

(21) Appl. No.: **29/229,318**

(22) Filed: **May 6, 2005**

**DESCRIPTION**

(51) **LOC (8) Cl.** ..... **23-04**

FIG. 1 is a perspective view of a fan blade bracket showing my new design;

(52) **U.S. Cl.** ..... **D23/411**

FIG. 2 is a front end elevation view thereof;

(58) **Field of Classification Search** ..... D23/411,

FIG. 3 is a rear end elevation view thereof;

D23/377, 379, 385; 416/5, 210 R

FIG. 4 is a left side elevation view thereof;

See application file for complete search history.

FIG. 5 is a right side elevation view thereof;

FIG. 6 is a top plan view thereof; and,

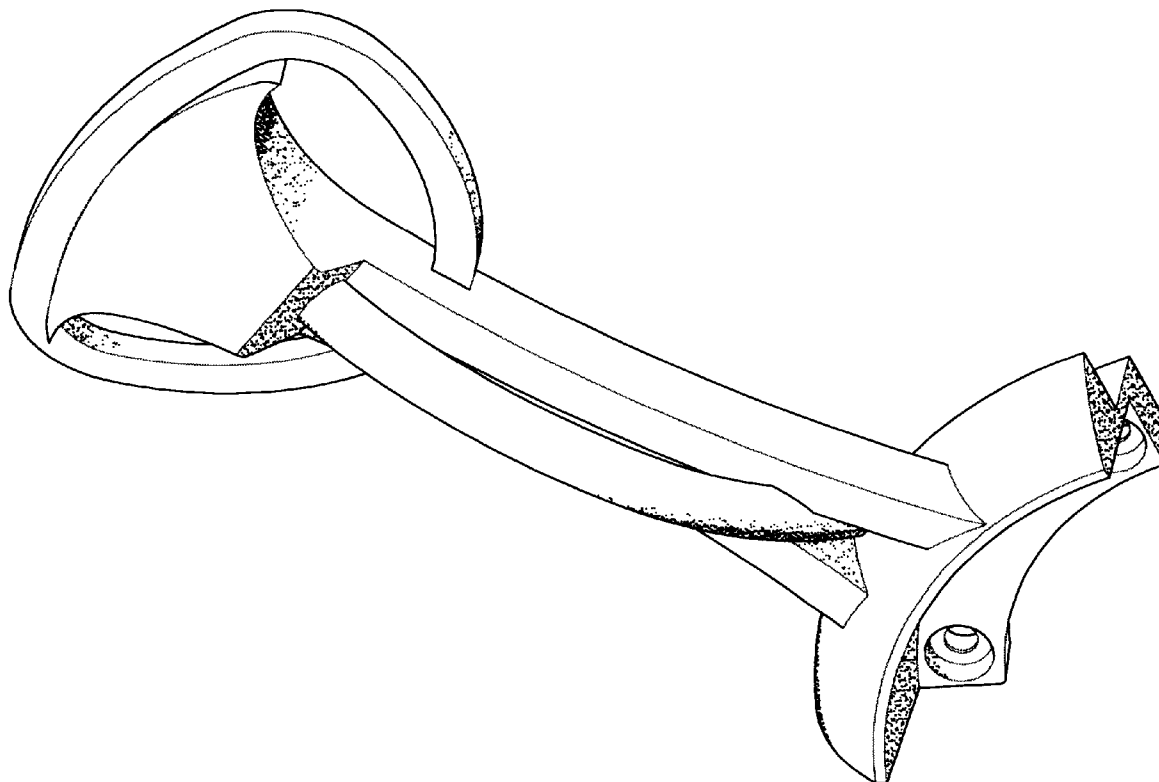
FIG. 7 is a bottom plan view thereof.

(56) **References Cited**

**U.S. PATENT DOCUMENTS**

**1 Claim, 6 Drawing Sheets**

D477,395 S \* 7/2003 Thomas, Jr. .... D23/411



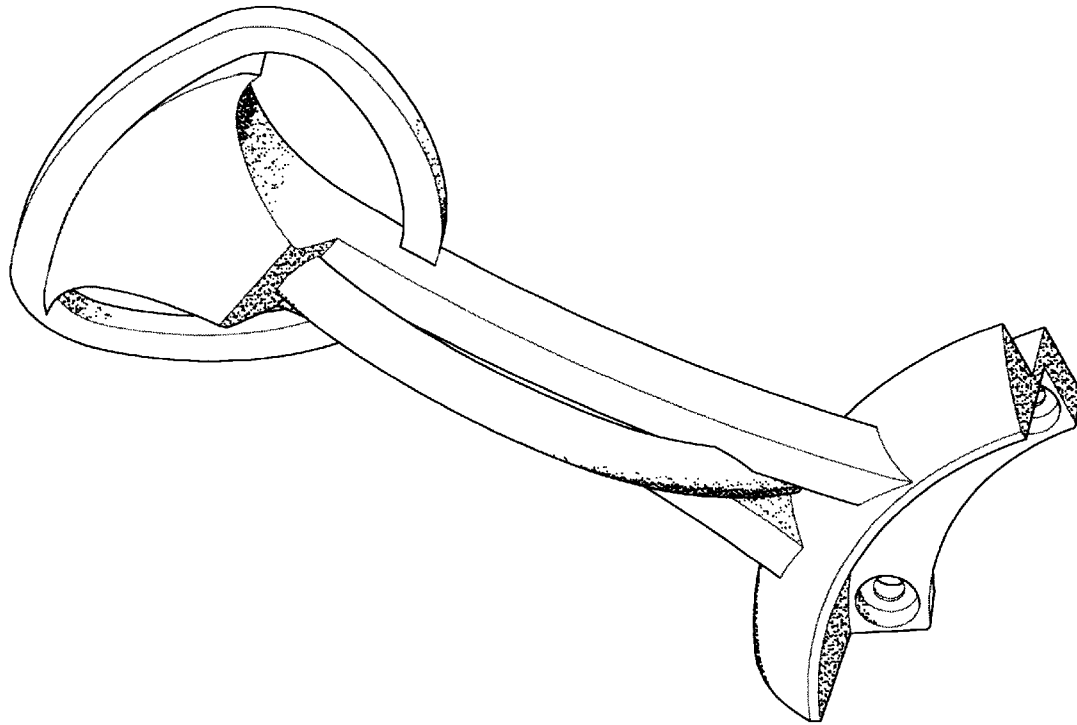


FIG. 1

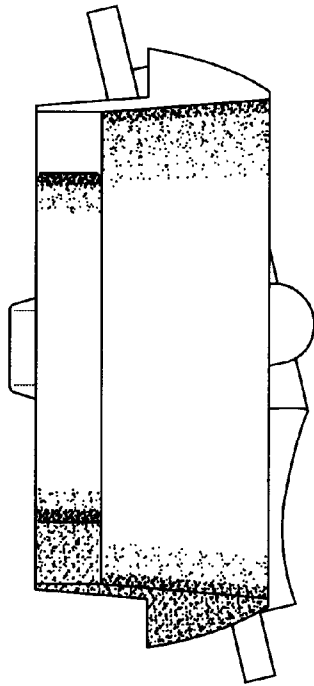


FIG. 2

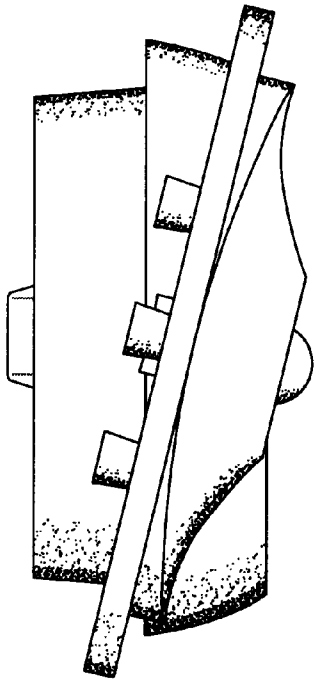


FIG. 3




FIG. 4

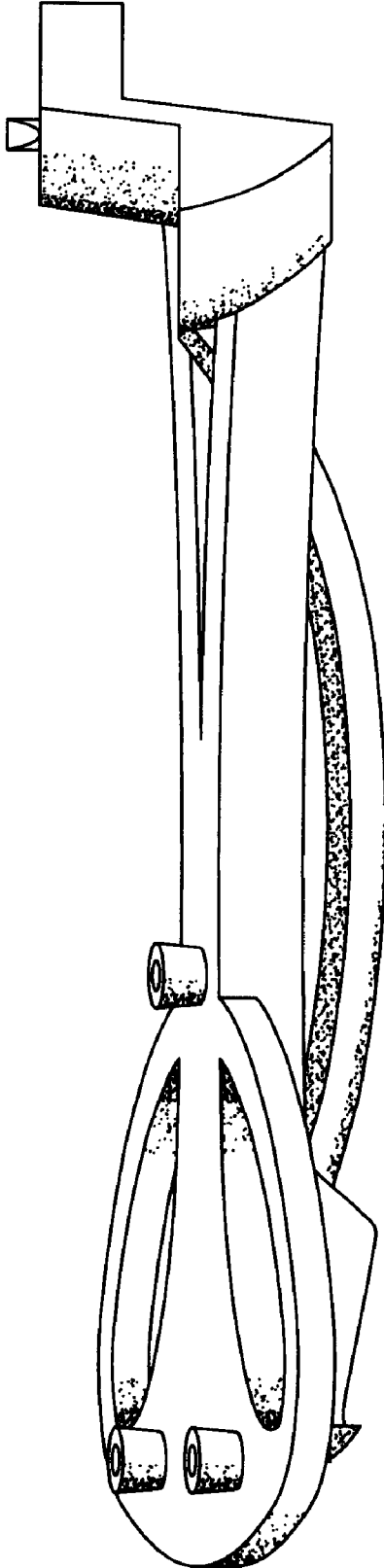


FIG. 5

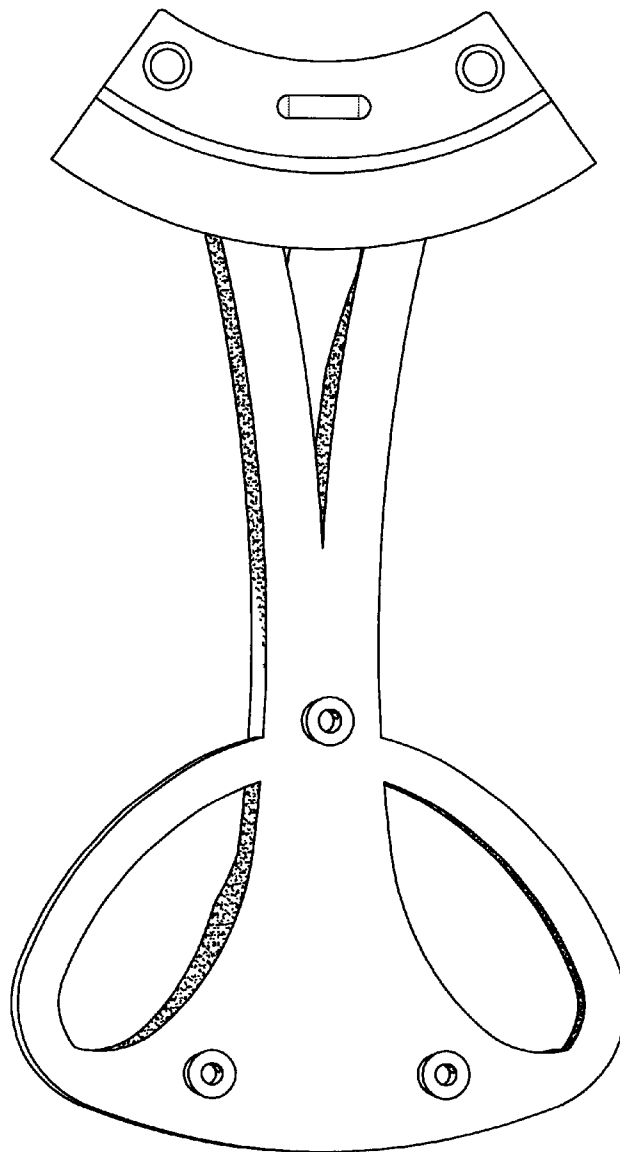


FIG. 6

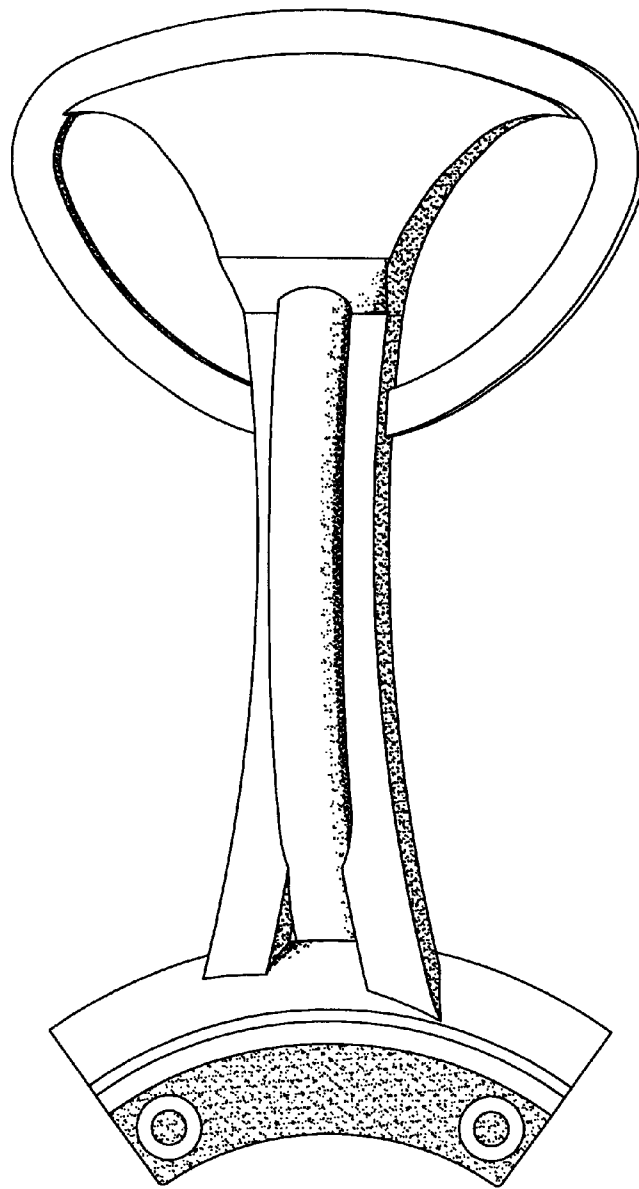


FIG. 7