



US00D382009S

United States Patent [19]

[11] Patent Number: **Des. 382,009**

Miller, Jr.

[45] Date of Patent: ****Aug. 5, 1997**

[54] **PENCIL BOX CALCULATOR**

[76] Inventor: **Bruce A. Miller, Jr.**, 60 Cocks La.,
Locust Valley, N.Y. 11560

[**] Term: **14 Years**

[21] Appl. No.: **55,176**

[22] Filed: **May 31, 1996**

[51] **LOC (6) Cl.** **18-01**

[52] **U.S. Cl.** **D18/2; D3/206; D10/71;**
D18/7; D19/65

[58] **Field of Search** D18/1, 2, 6, 7,
D18/11, 12; D3/206; D7/606; D10/71; D19/46,
65, 85; D99/37; 235/61 R, 1 D, 1 R, 375,
379; 364/706-710; 340/365, 700

[56] **References Cited**

U.S. PATENT DOCUMENTS

- D. 60,192 1/1922 Mason, Jr. D19/46
- D. 235,080 5/1975 Verona D3/206
- D. 250,063 10/1978 Nishino et al. D18/7

- D. 305,849 2/1990 Das et al. D7/606
- D. 345,581 3/1994 Popovits D19/85 X
- D. 348,080 6/1994 Popovits D19/85 X
- 4,878,867 11/1989 Dworman et al. D99/37 X
- 5,069,645 12/1991 Dworman et al. D99/37 X

Primary Examiner—James Gandy
Assistant Examiner—Caron D. Veynar
Attorney, Agent, or Firm—Thomas A. Beck; Becker & Friedman

[57] **CLAIM**

The ornamental design for a pencil box calculator, as shown.


DESCRIPTION

FIG. 1 is a isometric view of a pencil box calculator;
FIG. 2 is a back view of the pencil box calculator shown in
FIG. 1;

FIG. 3 is a left end view of the pencil box calculator shown
in FIG. 2; and,

FIG. 4 is a right end view of the pencil box calculator shown
in FIG. 2.

1 Claim, 1 Drawing Sheet



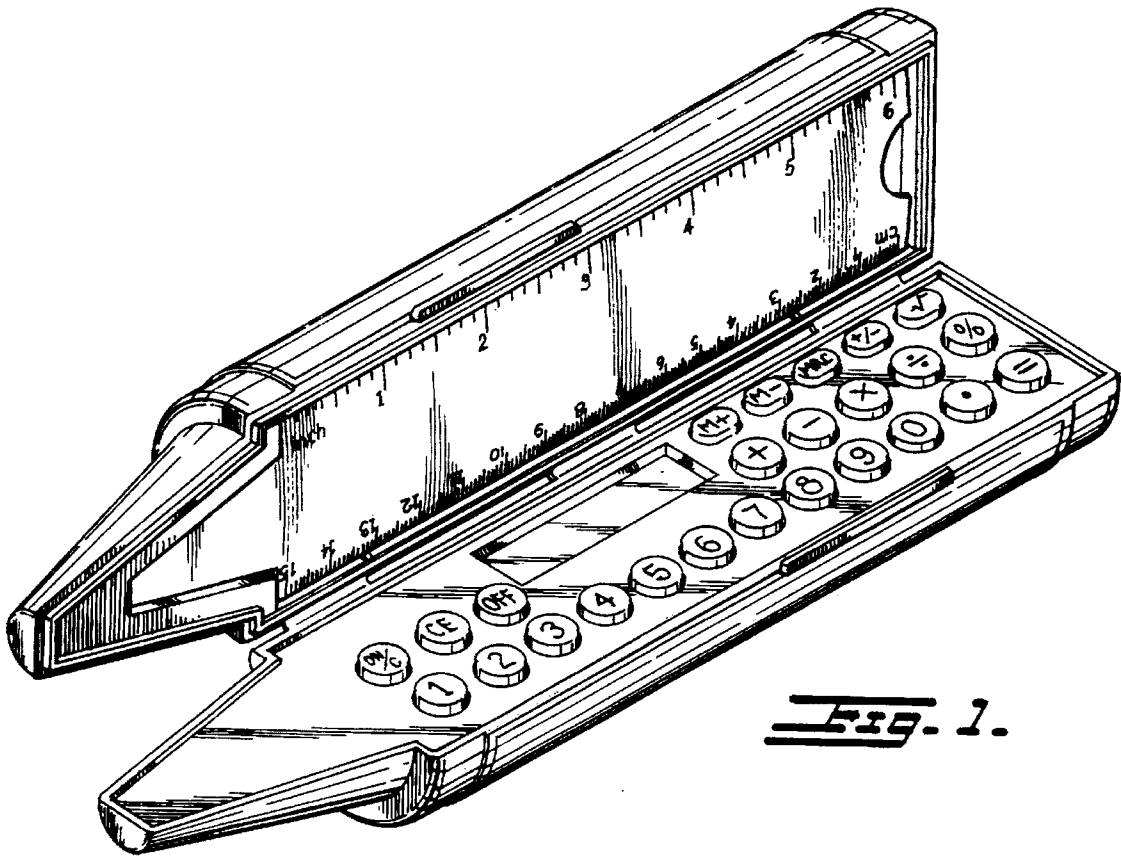


Fig. 1.




Fig. 2.

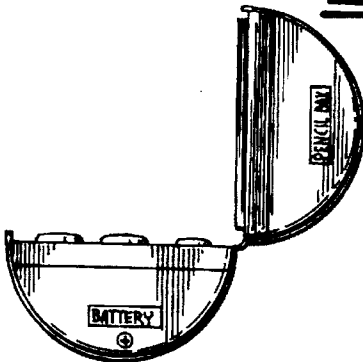


Fig. 3.

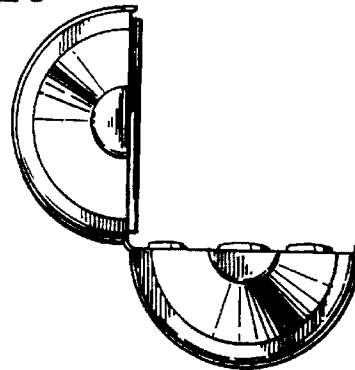


Fig. 4.