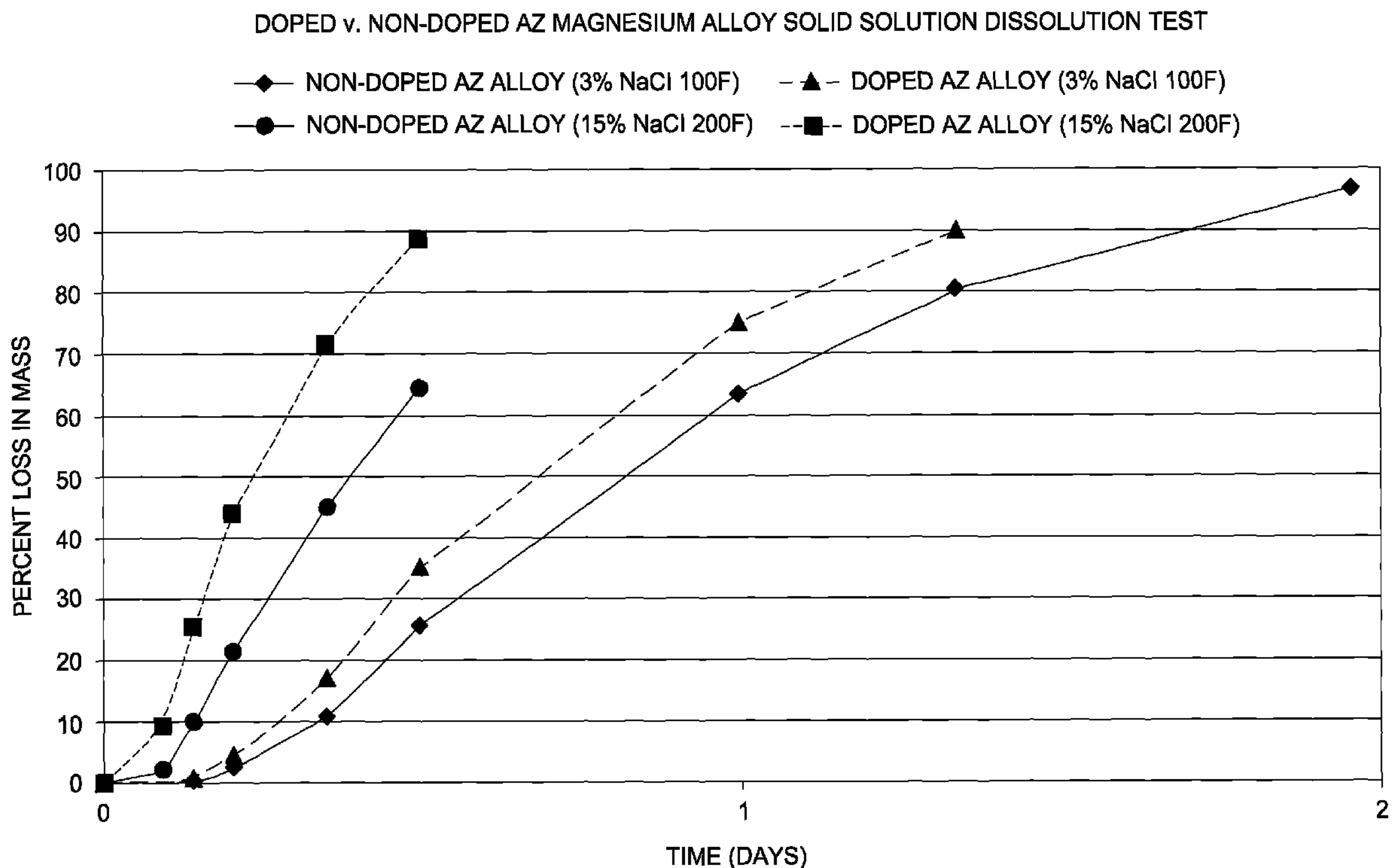




(86) **Date de dépôt PCT/PCT Filing Date:** 2014/08/28
 (87) **Date publication PCT/PCT Publication Date:** 2016/03/03
 (45) **Date de délivrance/Issue Date:** 2018/08/28
 (85) **Entrée phase nationale/National Entry:** 2017/01/12
 (86) **N° demande PCT/PCT Application No.:** US 2014/053185
 (87) **N° publication PCT/PCT Publication No.:** 2016/032490

(51) **Cl.Int./Int.Cl. E21B 33/12** (2006.01),
E21B 10/00 (2006.01)
 (72) **Inventeurs/Inventors:**
WALTON, ZACHARY, US;
FRIPP, MICHAEL LINLEY, US;
JURGENSMEIER, MICHAEL JAMES, US;
MURPHREE, ZACHARY, US
 (73) **Propriétaire/Owner:**
HALLIBURTON ENERGY SERVICES, INC., US
 (74) **Agent:** NORTON ROSE FULBRIGHT CANADA
LLP/S.E.N.C.R.L., S.R.L.

(54) **Titre : OUTILS DE FOND DE TROU DEGRADABLES COMPRENANT DES ALLIAGES DE MAGNESIUM**
 (54) **Title: DEGRADABLE DOWNHOLE TOOLS COMPRISING MAGNESIUM ALLOYS**



(57) **Abrégé/Abstract:**

Downhole tools including at least one component made of a doped magnesium alloy solid solution that at least partially degrades in the presence of an electrolyte. The downhole tool is selected from the group consisting of a wellbore isolation device, a completion tool, a drill tool, a testing tool, a slickline tool, a wireline tool, an autonomous tool, a tubing conveyed perforating tool, and any combination thereof.

(12) INTERNATIONAL APPLICATION PUBLISHED UNDER THE PATENT COOPERATION TREATY (PCT)

(19) World Intellectual Property
Organization
International Bureau(43) International Publication Date
3 March 2016 (03.03.2016)(10) International Publication Number
WO 2016/032490 A1

- (51) **International Patent Classification:**
E21B 33/12 (2006.01) *E21B 10/00* (2006.01)
- (21) **International Application Number:**
PCT/US2014/053185
- (22) **International Filing Date:**
28 August 2014 (28.08.2014)
- (25) **Filing Language:** English
- (26) **Publication Language:** English
- (71) **Applicant:** HALLIBURTON ENERGY SERVICES, INC. [US/US]; 3000 N. Sam Houston Parkway E., Houston, Texas 77032-3219 (US).
- (72) **Inventors:** WALTON, Zachary; 2204 Southern Ct., Carrollton, Texas 75006 (US). FRIPP, Michael Linley; 3826 Cemetery Hill Rd., Carrollton, Texas 75007 (US). JURGENSMEIER, Michael James; 837 Drexal Place, Duncan, Oklahoma 73533 (US). MURPHREE, Zachary; 6550 Shady Brook Lane #516, Dallas, Texas 75206 (US).
- (74) **Agents:** KAISER, Iona et al.; MCDERMOTT WILL & EMERY LLP, 500 North Capitol Street, N.W., Washington, District of Columbia 20001 (US).
- (81) **Designated States** (*unless otherwise indicated, for every kind of national protection available*): AE, AG, AL, AM, AO, AT, AU, AZ, BA, BB, BG, BH, BN, BR, BW, BY,

BZ, CA, CH, CL, CN, CO, CR, CU, CZ, DE, DK, DM, DO, DZ, EC, EE, EG, ES, FI, GB, GD, GE, GH, GM, GT, HN, HR, HU, ID, IL, IN, IR, IS, JP, KE, KG, KN, KP, KR, KZ, LA, LC, LK, LR, LS, LT, LU, LY, MA, MD, ME, MG, MK, MN, MW, MX, MY, MZ, NA, NG, NI, NO, NZ, OM, PA, PE, PG, PH, PL, PT, QA, RO, RS, RU, RW, SA, SC, SD, SE, SG, SK, SL, SM, ST, SV, SY, TH, TJ, TM, TN, TR, TT, TZ, UA, UG, US, UZ, VC, VN, ZA, ZM, ZW.

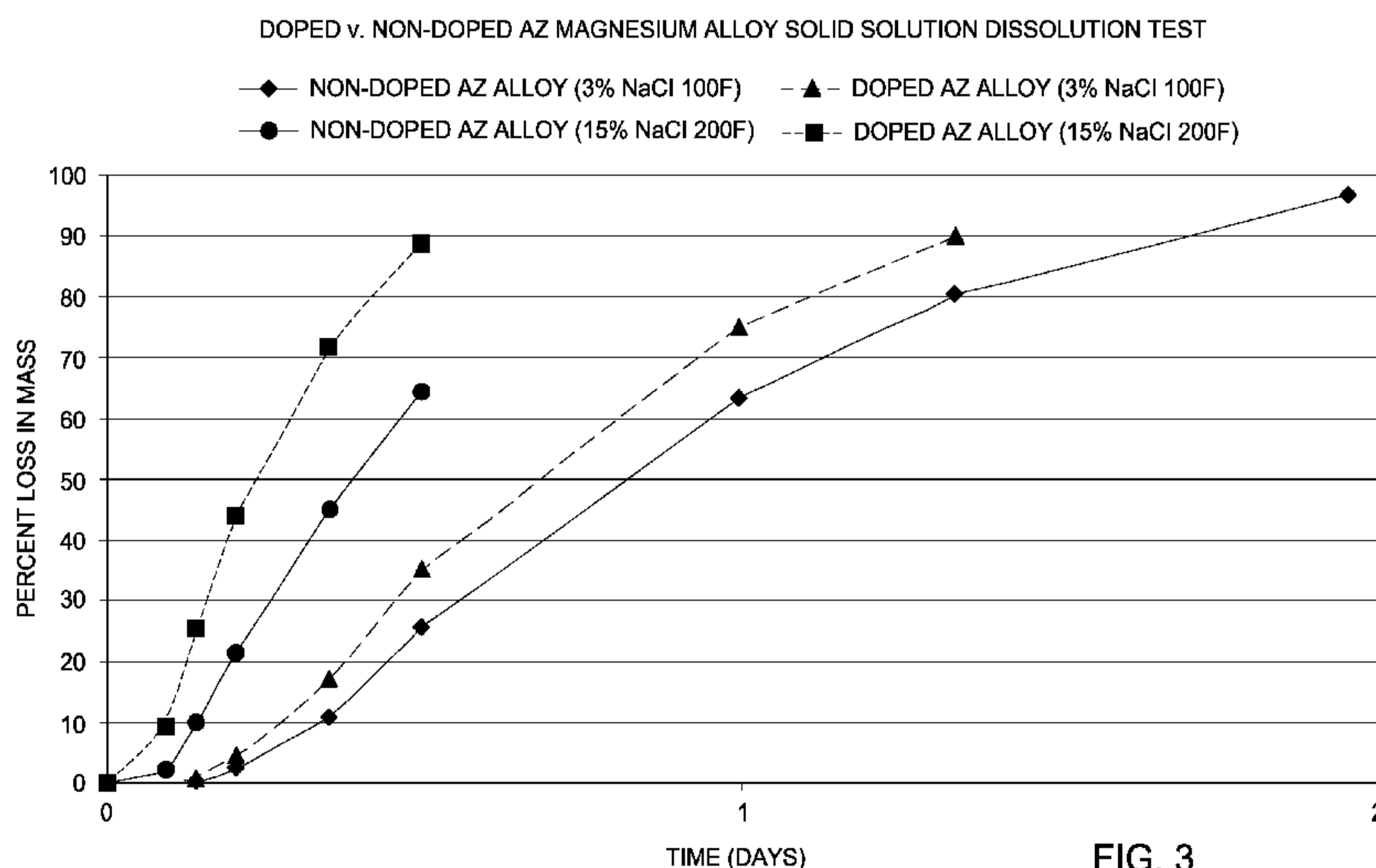
- (84) **Designated States** (*unless otherwise indicated, for every kind of regional protection available*): ARIPO (BW, GH, GM, KE, LR, LS, MW, MZ, NA, RW, SD, SL, ST, SZ, TZ, UG, ZM, ZW), Eurasian (AM, AZ, BY, KG, KZ, RU, TJ, TM), European (AL, AT, BE, BG, CH, CY, CZ, DE, DK, EE, ES, FI, FR, GB, GR, HR, HU, IE, IS, IT, LT, LU, LV, MC, MK, MT, NL, NO, PL, PT, RO, RS, SE, SI, SK, SM, TR), OAPI (BF, BJ, CF, CG, CI, CM, GA, GN, GQ, GW, KM, ML, MR, NE, SN, TD, TG).

Declarations under Rule 4.17:

- *as to applicant's entitlement to apply for and be granted a patent (Rule 4.17(ii))*

Published:

- *with international search report (Art. 21(3))*

(54) **Title:** DEGRADABLE DOWNHOLE TOOLS COMPRISING MAGNESIUM ALLOYS

(57) **Abstract:** Downhole tools including at least one component made of a doped magnesium alloy solid solution that at least partially degrades in the presence of an electrolyte. The downhole tool is selected from the group consisting of a wellbore isolation device, a completion tool, a drill tool, a testing tool, a slickline tool, a wireline tool, an autonomous tool, a tubing conveyed perforating tool, and any combination thereof.

WO 2016/032490 A1

DEGRADABLE DOWNHOLE TOOLS COMPRISING MAGNESIUM ALLOYS

BACKGROUND

5 [0001] The present disclosure relates to downhole tools used in the oil and gas industry and, more particularly, to degradable downhole tools comprising doped magnesium alloy solid solutions.

10 [0002] In the oil and gas industry, a wide variety of downhole tools are used within a wellbore in connection with producing hydrocarbons or reworking a well that extends into a hydrocarbon producing subterranean formation. For examples, some downhole tools, such as fracturing plugs (*i.e.*, "frac" plugs), bridge plugs, and packers, may be used to seal a component against casing along a wellbore wall or to isolate one pressure zone of the formation from another.

15 [0003] After the production or reworking operation is complete, the downhole tool must be removed from the wellbore, such as to allow for production or further operations to proceed without being hindered by the presence of the downhole tool. Removal of the downhole tool(s) is traditionally accomplished by complex retrieval operations involving milling or drilling the downhole tool for mechanical retrieval. In order to facilitate such operations,
20 downhole tools have traditionally been composed of drillable metal materials, such as cast iron, brass, or aluminum. These operations can be costly and time consuming, as they involve introducing a tool string (*e.g.*, a mechanical connection to the surface) into the wellbore, milling or drilling out the downhole tool (*e.g.*, breaking a seal), and mechanically retrieving the downhole tool or
25 pieces thereof from the wellbore to bring to the surface.

BRIEF DESCRIPTION OF THE DRAWINGS

30 [0004] The following figures are included to illustrate certain aspects of the present disclosure, and should not be viewed as exclusive embodiments. The subject matter disclosed is capable of considerable modifications, alterations, combinations, and equivalents in form and function, without departing from the scope of this disclosure.

[0005] FIG. 1 is a well system that can employ one or more principles of the present disclosure, according to one or more embodiments.

[0006] FIG. 2 illustrates a cross-sectional view of an exemplary downhole tool that can employ one or more principles of the present disclosure, according to one or more embodiments.

[0007] FIG. 3 illustrates the degradation rate of a doped magnesium alloy solid solution, according to one or more embodiments of the present disclosure.

SUMMARY

[0007a] In accordance with one aspect, there is provided a downhole tool comprising: at least one component of the downhole tool made of a doped magnesium alloy solid solution that at least partially degrades in the presence of an electrolyte, wherein the doped magnesium alloy solid solution exhibits a degradation rate in the range of between about 1 mg/cm² to about 2000 mg/cm² per about one hour in a 15% potassium chloride aqueous fluid and at a temperature of about 93°C.

[0007b] In accordance with another aspect, there is provided a method comprising: introducing a downhole tool comprising at least one component made of a doped magnesium alloy solid solution into a subterranean formation; performing a downhole operation; and degrading at least a portion of the doped magnesium alloy solid solution in the subterranean formation by contacting the doped magnesium alloy solid solution with an electrolyte, wherein the doped magnesium alloy solid solution exhibits a degradation rate in the range of between about 1 mg/cm² to about 2000 mg/cm² per about one hour in a 15% potassium chloride aqueous fluid and at a temperature of about 93°C.

[0007c] In accordance with yet another aspect, there is provided a system comprising: a tool string connected to a derrick and extending through a surface into a wellbore in a subterranean formation; and a downhole tool connected to the tool string and placed in the wellbore, the downhole tool comprising at least one component made of a doped magnesium alloy solid solution that at least partially degrades in the presence of an electrolyte, wherein the doped magnesium alloy solid solution exhibits a degradation rate in the range of between about 1 mg/cm² to about 2000 mg/cm² per about one hour in a 15% potassium chloride aqueous fluid and at a temperature of about 93°C.

DETAILED DESCRIPTION

5 [0008] The present disclosure relates to downhole tools used in the oil and gas industry and, more particularly, to degradable downhole tools comprising doped magnesium alloy solid solutions (also referred to herein simply as "doped magnesium alloys").

10 [0009] One or more illustrative embodiments disclosed herein are presented below. Not all features of an actual implementation are described or shown in this application for the sake of clarity. It is understood that in the development of an actual embodiment incorporating the embodiments disclosed herein, numerous implementation-specific decisions must be made to achieve the developer's goals, such as compliance with system-related, lithology-related, business-related, government-related, and other constraints, which vary by implementation and from time to time. While a developer's efforts might be complex and time-consuming, such efforts would be, nevertheless, a routine 15 undertaking for those of ordinary skill the art having benefit of this disclosure.

20 [0010] It should be noted that when "about" is provided herein at the beginning of a numerical list, the term modifies each number of the numerical list. In some numerical listings of ranges, some lower limits listed may be greater than some upper limits listed. One skilled in the art will recognize that the selected subset will require the selection of an upper limit in excess of the selected lower limit. Unless otherwise indicated, all numbers expressed in the present specification and associated claims are to be understood as being modified in all instances by the term "about." Accordingly, unless indicated to the contrary, the numerical parameters set forth in the 25 following specification and attached claims are approximations that may vary depending upon the desired properties sought to be obtained by the exemplary embodiments described herein. At the very least, and not as an attempt to limit the application of the doctrine of equivalents to the scope of the claim, each

numerical parameter should at least be construed in light of the number of reported significant digits and by applying ordinary rounding techniques.

[0011] While compositions and methods are described herein in terms of "comprising" various components or steps, the compositions and methods can also "consist essentially of" or "consist of" the various components and steps. When "comprising" is used in a claim, it is open-ended.

[0012] The use of directional terms such as above, below, upper, lower, upward, downward, left, right, uphole, downhole and the like, are used in relation to the illustrative embodiments as they are depicted in the figures, the upward direction being toward the top of the corresponding figure and the downward direction being toward the bottom of the corresponding figure, the uphole direction being toward the surface of the well and the downhole direction being toward the toe of the well.

[0013] The downhole tools described herein include one or more components comprised of doped magnesium alloys in a solid solution capable of degradation by galvanic corrosion in the presence of an electrolyte. The downhole tools of the present disclosure may include multiple structural components that may each be composed of the magnesium alloys described herein. For example, in one embodiment, a downhole tool may comprise at least two components, each made of the same doped magnesium alloy or each made of different doped magnesium alloys. In other embodiments, the downhole tool may comprise more than two components that may each be made of the same or different doped magnesium alloys. Moreover, it is not necessary that each component of a downhole tool be composed of a doped magnesium alloy, provided that the downhole tool is capable of sufficient degradation for use in a particular downhole operation. Accordingly, one or more components of the downhole tool may have varying degradation rates based on the type of doped magnesium alloy selected.

[0014] As used herein, the term "degradable" and all of its grammatical variants (*e.g.*, "degrade," "degradation," "degrading," and the like) refer to the dissolution, galvanic conversion, or chemical conversion of solid materials such that reduced-mass solid end-products result. In complete degradation, no solid end-products result. The doped magnesium alloy solid solutions described herein may degrade by galvanic corrosion in the presence of an electrolyte. As used herein, the term "electrolyte" refers to a conducting medium containing

ions (*e.g.*, a salt). Galvanic corrosion occurs when two different metals or metal alloys are in electrical connectivity with each other and both are in contact with an electrolyte. The term "galvanic corrosion" includes microgalvanic corrosion. As used herein, the term "electrical connectivity" means that the two different metals or metal alloys are either touching or in close proximity to each other such that when contacted with an electrolyte, the electrolyte becomes electrically conductive and ion migration occurs between one of the metals and the other metal.

[0015] In some instances, the degradation of the doped magnesium alloy may be sufficient for the mechanical properties of the material to be reduced to a point that the material no longer maintains its integrity and, in essence, falls apart or sloughs off. The conditions for degradation are generally wellbore conditions where an external stimulus may be used to initiate or affect the rate of degradation. For example, a fluid comprising the electrolyte may be introduced into a wellbore to initiate degradation. In another example, the wellbore may naturally produce the electrolyte sufficient to initiate degradation. The term "wellbore environment" includes both naturally occurring wellbore environments and introduced materials or fluids into the wellbore. Degradation of the degradable materials identified herein may be anywhere from about 4 hours to about 24 days from first contact with the appropriate wellbore environment. In some embodiments, the degradation rate of the doped magnesium alloys described herein may be accelerated based on conditions in the wellbore or conditions of the wellbore fluids (either natural or introduced) including temperature, pH, and the like.

[0016] In some embodiments, the electrolyte may be a halide anion (*i.e.*, fluoride, chloride, bromide, iodide, and astatide), a halide salt, an oxoanion (including monomeric oxoanions and polyoxoanions), and any combination thereof. Suitable examples of halide salts for use as the electrolytes of the present invention may include, but are not limited to, a potassium fluoride, a potassium chloride, a potassium bromide, a potassium iodide, a sodium chloride, a sodium bromide, a sodium iodide, a sodium fluoride, a calcium fluoride, a calcium chloride, a calcium bromide, a calcium iodide, a zinc fluoride, a zinc chloride, a zinc bromide, a zinc iodide, an ammonium fluoride, an ammonium chloride, an ammonium bromide, an ammonium iodide, a magnesium chloride, potassium carbonate, potassium nitrate, sodium nitrate, and any combination

thereof. The oxyanions for use as the electrolyte of the present disclosure may be generally represented by the formula $A_xO_y^{z-}$, where A represents a chemical element and O is an oxygen atom; x, y, and z are integers between the range of about 1 to about 30, and may be or may not be the same integer. Examples of suitable oxoanions may include, but are not limited to, carbonate, borate, nitrate, phosphate, sulfate, nitrite, chlorite, hypochlorite, phosphite, sulfite, hypophosphite, hyposulfite, triphosphate, and any combination thereof.

[0017] In some embodiments, the electrolyte may be present in an aqueous base fluid including, but not limited to, fresh water, saltwater (e.g., water containing one or more salts dissolved therein), brine (e.g., saturated salt water), seawater, and any combination thereof. Generally, the water in the aqueous base fluid may be from any source, provided that it does not interfere with the electrolyte therein from degrading at least partially the magnesium alloy forming at least a component of the downhole tool described herein. In some embodiments, the electrolyte may be present in the aqueous base fluid for contacting the magnesium alloy in a subterranean formation up to saturation, which may vary depending on the magnesium salt and aqueous base fluid selected. In other embodiments, the electrolyte may be present in the aqueous base fluid for contacting the magnesium alloy in a subterranean formation in an amount in the range of from a lower limit of about 1%, 2%, 3%, 4%, 5%, 6%, 7%, 8%, 9%, 10%, 11%, 12%, 13%, 14%, and 15% to an upper limit of about 30%, 29%, 28%, 27%, 26%, 25%, 24%, 23%, 22%, 21%, 20%, 19%, 18%, 17%, 16%, and 15% by weight of the treatment fluid, encompassing any value and subset therebetween. As used herein the term "degrading at least partially" or "partially degrades" refers to the tool or component that degrades at least to the point wherein 20% or more of the mass of the tool or component degrades.

[0018] Referring now to **FIG. 1**, illustrated is an exemplary well system **110** for a downhole tool **100**. As depicted, a derrick **112** with a rig floor **114** is positioned on the earth's surface **105**. A wellbore **120** is positioned below the derrick **112** and the rig floor **114** and extends into subterranean formation **115**. As shown, the wellbore may be lined with casing **125** that is cemented into place with cement **127**. It will be appreciated that although **FIG. 1** depicts the wellbore **120** having a casing **125** being cemented into place with cement **127**, the wellbore **120** may be wholly or partially cased and wholly or partially cemented (*i.e.*, the casing wholly or partially spans the wellbore and

may or may not be wholly or partially cemented in place), without departing from the scope of the present disclosure. Moreover, the wellbore **120** may be an open-hole wellbore. A tool string **118** extends from the derrick **112** and the rig floor **114** downwardly into the wellbore **120**. The tool string **118** may be any mechanical connection to the surface, such as, for example, wireline, slickline, jointed pipe, or coiled tubing. As depicted, the tool string **118** suspends the downhole tool **100** for placement into the wellbore **120** at a desired location to perform a specific downhole operation. Examples of such downhole operations may include, but are not limited to, a stimulation operation, an acidizing operation, an acid-fracturing operation, a sand control operation, a fracturing operation, a frac-packing operation, a remedial operation, a perforating operation, a near-wellbore consolidation operation, a drilling operation, a completion operation, and any combination thereof.

[0019] In some embodiments, the downhole tool **100** may comprise one or more components, one or all of which may be composed of a degradable doped magnesium alloy solid solution (*i.e.*, all or at least a portion of the downhole tool **100** may be composed of a magnesium alloy described herein). In some embodiments, the downhole tool **100** may be any type of wellbore isolation device capable of fluidly sealing two sections of the wellbore **120** from one another and maintaining differential pressure (*i.e.*, to isolate one pressure zone from another). The wellbore isolation device may be used in direct contact with the formation face of the wellbore, with casing string, with a screen or wire mesh, and the like. Examples of suitable wellbore isolation devices may include, but are not limited to, a frac plug, a frac ball, a setting ball, a bridge plug, a wellbore packer, a wiper plug, a cement plug, a basepipe plug, a sand control plug, and any combination thereof. In some embodiments, the downhole tool **100** may be a completion tool, a drill tool, a testing tool, a slickline tool, a wireline tool, an autonomous tool, a tubing conveyed perforating tool, and any combination thereof. The downhole tool **100** may have one or more components made of the doped magnesium alloy including, but not limited to, the mandrel of a packer or plug, a spacer ring, a slip, a wedge, a retainer ring, an extrusion limiter or backup shoe, a mule shoe, a ball, a flapper, a ball seat, a sleeve, a perforation gun housing, a cement dart, a wiper dart, a sealing element, a wedge, a slip block (*e.g.*, to prevent sliding sleeves from translating), a logging tool, a housing, a release mechanism, a pumpdown tool, an inflow

control device plug, an autonomous inflow control device plug, a coupling, a connector, a support, an enclosure, a cage, a slip body, a tapered shoe, or any other downhole tool or component thereof.

[0020] The doped magnesium alloys for use in forming a first or second (or additional) component of the downhole tool **100** may be in the form of a solid solution. As used herein, the term "solid solution" refers to an alloy that is formed from a single melt where all of the components in the alloy (*e.g.*, a magnesium alloy) are melted together in a casting. The casting can be subsequently extruded, wrought, hipped, or worked. Preferably, the magnesium and the at least one other ingredient are uniformly distributed throughout the magnesium alloy, although intra-granular inclusions may also be present, without departing from the scope of the present disclosure. It is to be understood that some minor variations in the distribution of particles of the magnesium and the at least one other ingredient can occur, but that it is preferred that the distribution is such that a solid solution of the metal alloy occurs. In some embodiments, the magnesium and at least one other ingredient in the doped magnesium alloys described herein are in a solid solution, wherein the addition of a dopant results in intra-granular inclusions being formed.

[0021] Magnesium alloys are referred to by one of skill in the art and herein by short codes defined by the American Society for Testing and Materials ("ASTM") standard B275-13e1, which denotes approximate chemical compositions of the magnesium alloy by weight. In some embodiments, the doped magnesium alloy forming at least one of the first components or second components (or any additional components) of a downhole tool **100** may be one of a doped WE magnesium alloy, a doped AZ magnesium alloy, a doped AM magnesium alloy, or a doped ZK magnesium alloy. As will be discussed in greater detail with reference to an exemplary downhole tool **100** in **FIG. 2**, each metallic component of the downhole tool **100** may be made of one type of doped magnesium alloy or different types of doped magnesium alloys. For example, some components may be made of a doped magnesium alloy having a delayed degradation rate compared to another component made of a different doped magnesium alloy to ensure that certain portions of the downhole tool **100** degrade prior to other portions.

[0022] The doped magnesium alloys described herein exhibit a greater degradation rate compared to non-doped magnesium alloys owing to

their specific composition, the presence of the dopant, the presence of inter-granular inclusions, or both. For example, the zinc concentration of a ZK magnesium alloy may vary from grain to grain within the alloy, which produces an inter-granular variation in the galvanic potential. As another example, the
5 dopant in a doped AZ magnesium alloy may lead to the formation of inter-granular inclusions where the inter-granular inclusions have a slightly different galvanic potential than the grains in the alloy. These variations in the galvanic potential may result in increased corrosion, as discussed in greater detail below and depicted in Figure 3.

10 **[0023]** The doped WE magnesium alloy may comprise between about 88% to about 95% of magnesium by weight of the doped WE magnesium alloy, between about 3% to about 5% of yttrium by weight of the doped WE magnesium alloy, between about 2% to about 5% of a rare earth metal, and
15 alloy, wherein the rare earth metal is selected from the group consisting of scandium, lanthanum, cerium, praseodymium, neodymium, promethium, samarium, europium, gadolinium, dysprosium, holmium, erbium, thulium, ytterbium, lutetium, and any combination thereof.

[0024] The doped AZ magnesium alloy may comprise between about
20 87% to about 97% of magnesium by weight of the doped AZ magnesium alloy, between about 3% to about 10% of aluminum by weight of the doped AZ magnesium alloy, between about 0.3% to about 3% of zinc by weight of the doped AZ magnesium alloy, and between about 0.05% to about 5% of dopant by weight of the doped AZ magnesium alloy.

25 **[0025]** The doped ZK magnesium alloy may comprise between about 88% to about 96% of magnesium by weight of the doped ZK magnesium alloy, between about 2% to about 7% of zinc by weight of the doped ZK magnesium alloy, between about 0.45% to about 3% of zirconium by weight of the doped
30 ZK magnesium alloy, and between about 0.05% to about 5% of dopant by weight of the doped ZK magnesium alloy.

[0026] The doped AM magnesium alloy may comprise between about 87% to about 97% of magnesium by weight of the doped AM magnesium alloy, between about 2% to about 10% of aluminum by weight of the doped magnesium alloy, between about 0.3% to about 4% of manganese by weight of

the doped AM magnesium alloy, and between about 0.05% to about 5% of dopant by weight of the doped AM magnesium alloy.

[0027] Suitable dopants for use in forming the doped magnesium alloys described herein may include, but are not limited to, iron, copper, nickel, tin, chromium, cobalt, calcium, lithium, silver, gold, palladium, and any combination thereof. In some embodiments, nickel may be a preferred dopant.

[0028] In some embodiments, the rate of degradation of the doped magnesium alloys described herein may be in the range of a lower limit of about 1%, 5%, 10%, 15%, 20%, 25%, 30%, 35%, 40%, 45%, and 50% to an upper limit of about 100%, 95%, 90%, 85%, 80%, 75%, 70%, 65%, 60%, 55%, and 50% of its total mass per about 24 hours in a 3% electrolyte solution (e.g., potassium chloride in an aqueous fluid) at about 93°C (200°F). In other embodiments, the dissolution rate of the doped magnesium alloy may be between a lower limit of about 1 mg/cm², 100 mg/cm², 200 mg/cm², 300 mg/cm², 400 mg/cm², 500 mg/cm², 600 mg/cm², 700 mg/cm², 800 mg/cm², 900 mg/cm², and 1000 mg/cm² to an upper limit of about 2000 mg/cm², 1900 mg/cm², 1800 mg/cm², 1700 mg/cm², 1600 mg/cm², 1500 mg/cm², 1400 mg/cm², 1300 mg/cm², 1200 mg/cm², 1100 mg/cm², and 1000 mg/cm² per about one hour in a 15% electrolyte solution (e.g., a halide salt, such as potassium chloride or sodium chloride, in an aqueous fluid) at about 93°C (200°F), encompassing any value and subset therebetween.

[0029] It will be appreciated by one of skill in the art that the well system **110** of **FIG. 1** is merely one example of a wide variety of well systems in which the principles of the present disclosure may be utilized. Accordingly, it will be appreciated that the principles of this disclosure are not necessarily limited to any of the details of the depicted well system **110**, or the various components thereof, depicted in the drawings or otherwise described herein. For example, it is not necessary in keeping with the principles of this disclosure for the wellbore **120** to include a generally vertical cased section. The well system **110** may equally be employed in vertical and/or deviated wellbores, without departing from the scope of the present disclosure. Furthermore, it is not necessary for a single downhole tool **100** to be suspended from the tool string **118**.

[0030] In addition, it is not necessary for the downhole tool **100** to be lowered into the wellbore **120** using the derrick **112**. Rather, any other type of device suitable for lowering the downhole tool **100** into the wellbore **120** for

placement at a desired location, or use therein to perform a downhole operation may be utilized without departing from the scope of the present disclosure such as, for example, mobile workover rigs, well servicing units, and the like. Although not depicted, the downhole tool **100** may alternatively be hydraulically pumped into the wellbore and, thus, not need the tool string **118** for delivery into the wellbore **120**.

[0031] Referring now to **FIG. 2**, with continued reference to **FIG. 1**, one specific type of downhole tool **100** described herein is a frac plug wellbore isolation device for use during a well stimulation/fracturing operation. **FIG. 2** illustrates a cross-sectional view of an exemplary frac plug **200** being lowered into a wellbore **120** on a tool string **118**. As previously mentioned, the frac plug **200** generally comprises a body **210** and a sealing element **285**. The sealing element **285**, as depicted, comprises an upper sealing element **232**, a center sealing element **234**, and a lower sealing element **236**. It will be appreciated that although the sealing element **285** is shown as having three portions (*i.e.*, the upper sealing element **232**, the center sealing element **234**, and the lower sealing element **236**), any other number of portions, or a single portion, may also be employed without departing from the scope of the present disclosure.

[0032] As depicted, the sealing element **285** is extending around the body **210**; however, it may be of any other configuration suitable for allowing the sealing element **285** to form a fluid seal in the wellbore **120**, without departing from the scope of the present disclosure. For example, in some embodiments, the body may comprise two sections joined together by the sealing element, such that the two sections of the body compress to permit the sealing element to make a fluid seal in the wellbore **120**. Other such configurations are also suitable for use in the embodiments described herein. Moreover, although the sealing element **285** is depicted as located in a center section of the body **210**, it will be appreciated that it may be located at any location along the length of the body **210**, without departing from the scope of the present disclosure.

[0033] The body **210** of the frac plug **200** comprises an axial flowbore **205** extending therethrough. A cage **220** is formed at the upper end of the body **210** for retaining a ball **225** that acts as a one-way check valve. In particular, the ball **225** seals off the flowbore **205** to prevent flow downwardly therethrough, but permits flow upwardly through the flowbore **205**. One or

more slips **240** are mounted around the body **210** below the sealing element **285**. The slips **240** are guided by a mechanical slip body **245**. A tapered shoe **250** is provided at the lower end of the body **210** for guiding and protecting the frac plug **200** as it is lowered into the wellbore **120**. An optional enclosure **275** for storing a chemical solution may also be mounted on the body **210** or may be formed integrally therein. In one embodiment, the enclosure **275** is formed of a frangible material.

[0034] Either or both of the body **210** and the sealing element **285** may be composed at least partially of a doped magnesium alloy described herein. Moreover, components of either or both of the body **210** and the sealing element **285** may be composed of one or more of the doped magnesium alloys. For example, one or more of the cage **220**, the ball **225**, the slips **240**, the mechanical slip body **245**, the tapered shoe **250**, or the enclosure **275** may be formed from the same or a different type of doped magnesium alloy, without departing from the scope of the present disclosure. Moreover, although components of a downhole tool **100** (**FIG. 1**) are explained herein with reference to a frac plug **200**, other downhole tools and components thereof may be formed from a doped magnesium alloy having the compositions described herein without departing from the scope of the present disclosure.

[0035] In some embodiments, the doped magnesium alloys forming a portion of the downhole tool **100** (**FIG. 1**) may be at least partially encapsulated in a second material (*e.g.*, a "sheath") formed from an encapsulating material capable of protecting or prolonging degradation of the doped magnesium alloy (*e.g.*, delaying contact with an electrolyte). The sheath may also serve to protect the sealing downhole tool **100** from abrasion within the wellbore **120**. The structure of the sheath may be permeable, frangible, or of a material that is at least partially removable at a desired rate within the wellbore environment. The encapsulating material forming the sheath may be any material capable of use in a downhole environment and, depending on the structure of the sheath. For example, a frangible sheath may break as the downhole tool **100** is placed at a desired location in the wellbore **120** or as the downhole tool **100** is actuated, if applicable, whereas a permeable sheath may remain in place on the sealing element **285** as it forms the fluid seal. As used herein, the term "permeable" refers to a structure that permits fluids (including liquids and gases) therethrough and is not limited to any particular

configuration. Suitable encapsulating materials may include, but are not limited to, a wax, a drying oil, a polyurethane, a crosslinked partially hydrolyzed polyacrylic, a silicate material, a glass material, an inorganic durable material, a polymer, a polylactic acid, a polyvinyl alcohol, a polyvinylidene chloride, an elastomer, a thermoplastic, and any combination thereof.

[0036] Referring again to **FIG. 1**, removing the downhole tool **100**, described herein from the wellbore **120** is more cost effective and less time consuming than removing conventional downhole tools, which require making one or more trips into the wellbore **120** with a mill or drill to gradually grind or cut the tool away. Instead, the downhole tools **100** described herein are removable by simply exposing the tools **100** to an introduced electrolyte fluid or a produced (*i.e.*, naturally occurring by the formation) electrolyte fluid in the downhole environment. The foregoing descriptions of specific embodiments of the downhole tool **100**, and the systems and methods for removing the biodegradable tool **100** from the wellbore **120** have been presented for purposes of illustration and description and are not intended to be exhaustive or to limit this disclosure to the precise forms disclosed. Many other modifications and variations are possible. In particular, the type of downhole tool **100**, or the particular components that make up the downhole tool **100** (e.g., the body and sealing element) may be varied. For example, instead of a frac plug **200** (**FIG. 2**), the downhole tool **100** may comprise a bridge plug, which is designed to seal the wellbore **120** and isolate the zones above and below the bridge plug, allowing no fluid communication in either direction. Alternatively, the degradable downhole tool **100** could comprise a packer that includes a shiftable valve such that the packer may perform like a bridge plug to isolate two formation zones, or the shiftable valve may be opened to enable fluid communication therethrough. Similarly, the downhole tool **100** could comprise a wiper plug or a cement plug or any other downhole tool having a variety of components.

[0037] While various embodiments have been shown and described herein, modifications may be made by one skilled in the art without departing from the scope of the present disclosure. The embodiments described here are exemplary only, and are not intended to be limiting. Many variations, combinations, and modifications of the embodiments disclosed herein are possible and are within the scope of the disclosure. Accordingly, the scope of

protection is not limited by the description set out above, but is defined by the claims which follow, that scope including all equivalents of the subject matter of the claims.

[0038] Embodiments disclosed herein include Embodiment A,
5 Embodiment B, and Embodiment C:

[0039] Embodiment A: A downhole tool comprising: at least one component of the downhole tool made of a doped magnesium alloy solid solution that at least partially degrades in the presence of an electrolyte.

[0040] Embodiment A may have one or more of the following
10 additional elements in any combination:

[0041] Element A1: Wherein the doped magnesium solid solution is selected from the group consisting of a doped WE magnesium alloy, a doped AZ magnesium alloy, a doped ZK magnesium alloy, a doped AM magnesium alloy, and any combination thereof.

[0042] Element A2: Wherein the doped magnesium solid solution is a doped WE magnesium alloy comprising between about 88% to about 95% of magnesium by weight of the doped WE magnesium alloy, between about 3% to about 5% of yttrium by weight of the doped WE magnesium alloy, between about 2% to about 5% of a rare earth metal, and about 0.05% to about 5% of dopant by weight of the doped WE magnesium alloy; wherein the rare earth metal is selected from the group consisting of scandium, lanthanum, cerium, praseodymium, neodymium, promethium, samarium, europium, gadolinium, dysprosium, holmium, erbium, thulium, ytterbium, lutetium, and any combination thereof; and wherein the dopant is selected from the group
15
20
25 consisting of iron, copper, nickel, tin, chromium, cobalt, calcium, lithium, silver, gold, palladium, and any combination thereof.

[0043] Element A3: Wherein the doped magnesium solid solution is a doped AZ magnesium alloy comprising between about 87% to about 97% of magnesium by weight of the doped AZ magnesium alloy, between about 3% to about 10% of aluminum by weight of the doped AZ magnesium alloy, between about 0.3% to about 3% of zinc by weight of the doped AZ magnesium alloy, and between about 0.05% to about 5% of dopant by weight of the doped AZ magnesium alloy; and wherein the dopant is selected from the group consisting of iron, copper, nickel, tin, chromium, cobalt, calcium, lithium, silver, gold,
30
35 palladium, and any combination thereof.

[0044] Element A4: Wherein the doped magnesium solid solution is a doped ZK magnesium alloy comprising between about 88% to about 96% of magnesium by weight of the doped ZK magnesium alloy, between about 2% to about 7% of zinc by weight of the doped ZK magnesium alloy, between about 5 0.45% to about 3% of zirconium by weight of the doped ZK magnesium alloy, and between about 0.05% to about 5% of dopant by weight of the doped ZK magnesium alloy; and wherein the dopant is selected from the group consisting of iron, copper, nickel, tin, chromium, cobalt, calcium, lithium, silver, gold, palladium, and any combination thereof.

10 **[0045]** Element A5: Wherein the doped magnesium solid solution is a doped AM magnesium alloy comprising between about 87% to about 97% of magnesium by weight of the doped AM magnesium alloy, between about 2% to about 10% of aluminum by weight of the doped magnesium alloy, between about 0.3% to about 4% of manganese by weight of the doped AM magnesium 15 alloy, and between about 0.05% to about 5% of dopant by weight of the doped AM magnesium alloy; and wherein the dopant is selected from the group consisting of iron, copper, nickel, tin, chromium, cobalt, calcium, lithium, silver, gold, palladium, and any combination thereof.

[0046] Element A6: Wherein the doped magnesium alloy solid 20 solution exhibits a degradation rate in the range of between about 1 mg/cm² to about 2000 mg/cm² per about one hour in a 15% electrolyte aqueous fluid solution and at a temperature of about 93°C.

[0047] Element A7: Wherein the doped magnesium alloy solid solution exhibits a degradation rate in the range of between about 1% to about 25 100% of the total mass of the magnesium alloy per about 24 hours in a 3% electrolyte aqueous fluid solution and at a temperature of about 93°C.

[0048] Element A8: Wherein the wellbore isolation device is a frac plug or a frac ball.

[0049] Element A9: Wherein the at least one component is selected 30 from the group consisting of a mandrel of a packer or plug, a spacer ring, a slip, a wedge, a retainer ring, an extrusion limiter or backup shoe, a mule shoe, a ball, a flapper, a ball seat, a sleeve, a perforation gun housing, a cement dart, a wiper dart, a sealing element, a wedge, a slip block, a logging tool, a housing, a release mechanism, a pumpdown tool, an inflow control device plug, an

autonomous inflow control device plug, a coupling, a connector, a support, an enclosure, a cage, a slip body, a tapered shoe, and any combination thereof.

[0050] Element A10: Wherein the electrolyte is selected from the group consisting of an introduced electrolyte into the subterranean formation, a produced electrolyte by the subterranean formation, and any combination thereof.

[0051] Element A11: Wherein the downhole tool is selected from the group consisting of a wellbore isolation device, a completion tool, a drill tool, a testing tool, a slickline tool, a wireline tool, an autonomous tool, a tubing conveyed perforating tool, and any combination thereof.

[0052] By way of non-limiting example, exemplary combinations applicable to Embodiment A include: A with A1 and A5; A with A4, A6, and A7; A with A9, A10, and A11; A with A2 and A3; A with A1 and A8; A with A3, A8, and A10.

[0053] Embodiment B: A method comprising: introducing a downhole tool comprising at least one component made of a doped magnesium alloy solid solution into a subterranean formation; performing a downhole operation; and degrading at least a portion of the doped magnesium alloy solid solution in the subterranean formation by contacting the doped magnesium alloy solid solution with an electrolyte.

[0054] Embodiment B may have one or more of the following additional elements in any combination:

[0055] Element B1: Wherein the doped magnesium alloy solid solution is selected from the group consisting of a doped WE magnesium alloy, a doped AZ magnesium alloy, a doped ZK magnesium alloy, a doped AM magnesium alloy, and any combination thereof.

[0056] Element B2: Wherein the doped magnesium alloy solid solution is a doped WE magnesium alloy comprising between about 88% to about 95% of magnesium by weight of the doped WE magnesium alloy, between about 3% to about 5% of yttrium by weight of the doped WE magnesium alloy, between about 2% to about 5% of a rare earth metal, and about 0.05% to about 5% of dopant by weight of the doped WE magnesium alloy; wherein the rare earth metal is selected from the group consisting of scandium, lanthanum, cerium, praseodymium, neodymium, promethium, samarium, europium, gadolinium, dysprosium, holmium, erbium, thulium, ytterbium, lutetium, and

any combination thereof; and wherein the dopant is selected from the group consisting of iron, copper, nickel, tin, chromium, cobalt, calcium, lithium, silver, gold, palladium, and any combination thereof.

[0057] Element B3: Wherein the doped magnesium alloy solid solution is a doped AZ magnesium alloy comprising between about 87% to about 5 97% of magnesium by weight of the doped AZ magnesium alloy, between about 3% to about 10% of aluminum by weight of the doped AZ magnesium alloy, between about 0.3% to about 3% of zinc by weight of the doped AZ magnesium alloy, and between about 0.05% to about 5% of dopant by weight of the doped 10 AZ magnesium alloy; and wherein the dopant is selected from the group consisting of iron, copper, nickel, tin, chromium, cobalt, calcium, lithium, silver, gold, palladium, and any combination thereof.

[0058] Element B4: Wherein the doped magnesium alloy solid solution is a doped ZK magnesium alloy comprising between about 88% to about 15 96% of magnesium by weight of the doped ZK magnesium alloy, between about 2% to about 7% of zinc by weight of the doped ZK magnesium alloy, between about 0.45% to about 3% of zirconium by weight of the doped ZK magnesium alloy, and between about 0.05% to about 5% of dopant by weight of the doped ZK magnesium alloy; and wherein the dopant is selected from the group 20 consisting of iron, copper, nickel, tin, chromium, cobalt, calcium, lithium, silver, gold, palladium, and any combination thereof.

[0059] Element B5: Wherein the doped magnesium alloy solid solution is a doped AM magnesium alloy comprising between about 87% to about 97% of magnesium by weight of the doped AM magnesium alloy, between 25 about 2% to about 10% of aluminum by weight of the doped magnesium alloy, between about 0.3% to about 4% of manganese by weight of the doped AM magnesium alloy, and between about 0.05% to about 5% of dopant by weight of the doped AM magnesium alloy; and wherein the dopant is selected from the group consisting of iron, copper, nickel, tin, chromium, cobalt, calcium, lithium, 30 silver, gold, palladium, and any combination thereof.

[0060] Element B6: Wherein the doped magnesium alloy solid solution exhibits a degradation rate in the range of between about 1 mg/cm² to about 2000 mg/cm² per about one hour in a 15% electrolyte aqueous fluid solution and at a temperature of about 93°C.

[0061] Element B7: Wherein the doped magnesium alloy solid solution exhibits a degradation rate in the range of between about 1% to about 100% of the total mass of the magnesium alloy per about 24 hours in a 3% electrolyte aqueous fluid solution and at a temperature of about 93°C.

5 **[0062]** Element B8: Wherein the downhole tool is selected from the group consisting of a wellbore isolation device, a completion tool, a drill tool, a testing tool, a slickline tool, a wireline tool, an autonomous tool, a tubing conveyed perforating tool, and any combination thereof.

10 **[0063]** Element B9: Wherein the downhole tool is a wellbore isolation device, the wellbore isolation device being a frac plug or a frac ball.

[0064] Element B10: Wherein the at least one component is selected from the group consisting of a mandrel of a packer or plug, a spacer ring, a slip, a wedge, a retainer ring, an extrusion limiter or backup shoe, a mule shoe, a ball, a flapper, a ball seat, a sleeve, a perforation gun housing, a cement dart, a wiper dart, a sealing element, a wedge, a slip block, a logging tool, a housing, a release mechanism, a pumpdown tool, an inflow control device plug, an autonomous inflow control device plug, a coupling, a connector, a support, an enclosure, a cage, a slip body, a tapered shoe, and any combination thereof.

20 **[0065]** Element B11: Wherein the electrolyte is selected from the group consisting of an introduced electrolyte into the subterranean formation, a produced electrolyte by the subterranean formation, and any combination thereof.

25 **[0066]** Element B12: Wherein the downhole operation is selected from the group consisting of a stimulation operation, an acidizing operation, an acid-fracturing operation, a sand control operation, a fracturing operation, a frac-packing operation, a remedial operation, a perforating operation, a near-wellbore consolidation operation, a drilling operation, a completion operation, and any combination thereof.

30 **[0067]** By way of non-limiting example, exemplary combinations applicable to Embodiment B include: B with B3, B5, and B9; B with B8 and B10; B with B1 and B4; B with B2, B6, B7, and B10; B with B4 and B9; B with B7 and B8.

35 **[0068] Embodiment C:** A system comprising: a tool string connected to a derrick and extending through a surface into a wellbore in a subterranean formation; and a downhole tool connected to the tool string and

placed in the wellbore, the downhole tool comprising at least one component made of a doped magnesium alloy solid solution that at least partially degrades in the presence of an electrolyte.

[0069] Embodiment C may have one or more of the following
5 additional elements in any combination:

[0070] Element C1: Wherein the doped magnesium alloy solid solution is selected from the group consisting of a doped WE magnesium alloy, a doped AZ magnesium alloy, a doped ZK magnesium alloy, a doped AM magnesium alloy, and any combination thereof.

10 **[0071]** Element C2: Wherein the doped magnesium alloy solid solution is a doped WE magnesium alloy comprising between about 88% to about 95% of magnesium by weight of the doped WE magnesium alloy, between about 3% to about 5% of yttrium by weight of the doped WE magnesium alloy, between about 2% to about 5% of a rare earth metal, and about 0.05% to
15 about 5% of dopant by weight of the doped WE magnesium alloy; wherein the rare earth metal is selected from the group consisting of scandium, lanthanum, cerium, praseodymium, neodymium, promethium, samarium, europium, gadolinium, dysprosium, holmium, erbium, thulium, ytterbium, lutetium, and any combination thereof; and wherein the dopant is selected from the group
20 consisting of iron, copper, nickel, tin, chromium, cobalt, calcium, lithium, silver, gold, palladium, and any combination thereof.

[0072] Element C3: Wherein the doped magnesium alloy solid solution is a doped AZ magnesium alloy comprising between about 87% to about 97% of magnesium by weight of the doped AZ magnesium alloy, between about
25 3% to about 10% of aluminum by weight of the doped AZ magnesium alloy, between about 0.3% to about 3% of zinc by weight of the doped AZ magnesium alloy, and between about 0.05% to about 5% of dopant by weight of the doped AZ magnesium alloy; and wherein the dopant is selected from the group consisting of iron, copper, nickel, tin, chromium, cobalt, calcium, lithium, silver,
30 gold, palladium, and any combination thereof.

[0073] Element C4: Wherein the doped magnesium alloy solid solution is a doped ZK magnesium alloy comprising between about 88% to about 96% of magnesium by weight of the doped ZK magnesium alloy, between about 2% to about 7% of zinc by weight of the doped ZK magnesium alloy, between
35 about 0.45% to about 3% of zirconium by weight of the doped ZK magnesium

alloy, and between about 0.05% to about 5% of dopant by weight of the doped ZK magnesium alloy; and wherein the dopant is selected from the group consisting of iron, copper, nickel, tin, chromium, cobalt, calcium, lithium, silver, gold, palladium, and any combination thereof.

5 **[0074]** Element C5: Wherein the doped magnesium alloy solid solution is a doped AM magnesium alloy comprising between about 87% to about 97% of magnesium by weight of the doped AM magnesium alloy, between about 2% to about 10% of aluminum by weight of the doped magnesium alloy, between about 0.3% to about 4% of manganese by weight of the doped AM
10 magnesium alloy, and between about 0.05% and 5% of dopant by weight of the doped AM magnesium alloy; and wherein the dopant is selected from the group consisting of iron, copper, nickel, tin, chromium, cobalt, calcium, lithium, silver, gold, palladium, and any combination thereof.

[0075] Element C6: Wherein the doped magnesium alloy solid
15 solution exhibits a degradation rate in the range of between about 1 mg/cm² to about 2000 mg/cm² per about one hour in a 15% electrolyte aqueous fluid solution and at a temperature of about 93°C.

[0076] Element C7: Wherein the doped magnesium alloy solid solution exhibits a degradation rate in the range of between about 1% to about
20 100% of the total mass of the magnesium alloy per about 24 hours in a 3% electrolyte aqueous fluid solution and at a temperature of about 93°C.

[0077] Element C8: Wherein the downhole tool is selected from the group consisting of a wellbore isolation device, a completion tool, a drill tool, a testing tool, a slickline tool, a wireline tool, an autonomous tool, a tubing
25 conveyed perforating tool, and any combination thereof.

[0078] Element C9: Wherein the downhole tool is a wellbore isolation device, the wellbore isolation device being a frac plug or a frac ball.

[0079] Element C10: Wherein the at least one component is selected from the group consisting of a mandrel of a packer or plug, a spacer ring, a slip, a wedge, a retainer ring, an extrusion limiter or backup shoe, a mule shoe, a ball, a flapper, a ball seat, a sleeve, a perforation gun housing, a cement dart, a wiper dart, a sealing element, a wedge, a slip block, a logging tool, a housing, a release mechanism, a pumpdown tool, an inflow control device plug, an autonomous inflow control device plug, a coupling, a connector, a support, an
30 enclosure, a cage, a slip body, a tapered shoe, and any combination thereof.
35

[0080] Element C11: Wherein the electrolyte is selected from the group consisting of an introduced electrolyte into the subterranean formation, a produced electrolyte by the subterranean formation, and any combination thereof.

5 **[0081]** By way of non-limiting example, exemplary combinations applicable to Embodiment C include: C with C5, C6, and C11; C with C8 and C10; C with C1, C2, and C6; C with C4, C7, C9, and C10; C with C3 and C4; C with C2 and C8.

10 **[0082]** To facilitate a better understanding of the embodiments of the present invention, the following example is given. In no way should the following example be read to limit, or to define, the scope of the invention.

EXAMPLE

15 **[0083]** In this example, the degradation rate of a doped AZ magnesium alloy, as described herein, was compared to the degradation rate of non-doped AZ magnesium alloy. Specifically, each of the doped and non-doped AZ magnesium alloys were placed in an electrolyte solution of 3% sodium chloride in fresh water and incubated at about 38°C (100°F), or placed in an electrolyte solution of 15% sodium chloride in fresh water and incubated at about 93°C
20 (200°F) to determine dissolution (*i.e.*, degradation) rate. The dissolution rate was measured by determining the percent loss in mass for each of the doped AZ magnesium alloy and the non-doped AZ magnesium alloy and were measured until mass measurements could no longer be attained. The non-doped AZ magnesium alloy was composed of 90.5% magnesium, 9% aluminum, and 0.5%
25 zinc. The doped AZ magnesium alloy was composed of 90.45% magnesium, 9% aluminum, 0.5% zinc, and 0.05% iron dopant. The results are illustrated in **FIG. 3.**

30 **[0084]** As shown, the rate of degradation of the doped AZ magnesium alloy was faster than the non-doped AZ magnesium alloy counterparts, in both conditions tested. For example, in the 3% electrolyte solution at about 38°C, after the elapse of about 24 hours the non-doped AZ magnesium alloy lost about 63% of its mass and the doped AZ magnesium alloy lost about 75% of its mass; similarly after the elapse of about 32 hours (1.3 days) the non-doped AZ magnesium alloy lost about 80% of its mass whereas the doped AZ magnesium
35 alloy lost about 90% of its mass. With respect to the 15% electrolyte solution at

about 93°C, after the elapse of about 8 hours the non-doped AZ magnesium alloy lost about 45% of its mass and the doped AZ magnesium alloy lost about 72% of its mass; similarly after the elapse of about 12 hours the non-doped AZ magnesium alloy lost about 64% of its mass whereas the doped AZ magnesium alloy lost about 89% of its mass.

[0085] Therefore, the disclosed systems and methods are well adapted to attain the ends and advantages mentioned as well as those that are inherent therein. The particular embodiments disclosed above are illustrative only, as the teachings of the present disclosure may be modified and practiced in different manners apparent to those skilled in the art having the benefit of the teachings herein. Furthermore, no limitations are intended to the details of construction or design herein shown, other than as described in the claims below. It is therefore evident that the particular illustrative embodiments disclosed above may be altered, combined, or modified and all such variations are considered within the scope of the present disclosure. The systems and methods illustratively disclosed herein may suitably be practiced in the absence of any element that is not specifically disclosed herein and/or any optional element disclosed herein. While compositions and methods are described in terms of "comprising," "containing," or "including" various components or steps, the compositions and methods can also "consist essentially of" or "consist of" the various components and steps. All numbers and ranges disclosed above may vary by some amount. Whenever a numerical range with a lower limit and an upper limit is disclosed, any number and any included range falling within the range is specifically disclosed. In particular, every range of values (of the form, "from about a to about b," or, equivalently, "from approximately a to b," or, equivalently, "from approximately a-b") disclosed herein is to be understood to set forth every number and range encompassed within the broader range of values. Also, the terms herein have their plain, ordinary meaning unless otherwise explicitly and clearly defined by the patentee. Moreover, the indefinite articles "a" or "an," as used in the claims, are defined herein to mean one or more than one of the element that it introduces. If there is any conflict in the usages of a word or term in this specification and one or more patent or other documents, the definitions that are consistent with this specification should be adopted.

CLAIMS

1. A downhole tool comprising:
 - at least one component of the downhole tool made of a doped magnesium alloy solid solution that at least partially degrades in the presence of an electrolyte,
 - wherein the doped magnesium alloy solid solution exhibits a degradation rate in the range of between about 1 mg/cm² to about 2000 mg/cm² per about one hour in a 15% potassium chloride aqueous fluid and at a temperature of about 93°C.
2. The downhole tool of claim 1, wherein the downhole tool is selected from the group consisting of a wellbore isolation device, a completion tool, a drill tool, a testing tool, a slickline tool, a wireline tool, an autonomous tool, a tubing conveyed perforating tool, and any combination thereof.
3. The downhole tool of claim 1, wherein the doped magnesium alloy solid solution is selected from the group consisting of a doped WE magnesium alloy, a doped AZ magnesium alloy, a doped ZK magnesium alloy, a doped AM magnesium alloy, and any combination thereof.
4. The downhole tool of claim 3, wherein the doped WE magnesium alloy comprises between about 88% to about 95% of magnesium by weight of the doped WE magnesium alloy, between about 3% to about 5% of yttrium by weight of the doped WE magnesium alloy, between about 2% to about 5% of a rare earth metal, and about 0.05% to about 5% of dopant by weight of the doped WE magnesium alloy;
 - wherein the rare earth metal is selected from the group consisting of scandium, lanthanum, cerium, praseodymium, neodymium, promethium, samarium, europium, gadolinium, dysprosium, holmium, erbium, thulium, ytterbium, lutetium, and any combination thereof; and
 - wherein the dopant is selected from the group consisting of iron, copper, nickel, tin, chromium, cobalt, calcium, lithium, silver, gold, palladium, and any combination thereof.

5. The downhole tool of claim 3, wherein the doped AZ magnesium alloy comprises between about 87% to about 97% of magnesium by weight of the doped AZ magnesium alloy, between about 3% to about 10% of aluminum by weight of the doped AZ magnesium alloy, between about 0.3% to about 3% of zinc by weight of the doped AZ magnesium alloy, and between about 0.05% to about 5% of dopant by weight of the doped AZ magnesium alloy; and

wherein the dopant is selected from the group consisting of iron, copper, nickel, tin, chromium, cobalt, calcium, lithium, silver, gold, palladium, and any combination thereof.

6. The downhole tool of claim 3, wherein the doped ZK magnesium alloy comprises between about 88% to about 96% of magnesium by weight of the doped ZK magnesium alloy, between about 2% to about 7% of zinc by weight of the doped ZK magnesium alloy, between about 0.45% to about 3% of zirconium by weight of the doped ZK magnesium alloy, and between about 0.05% to about 5% of dopant by weight of the doped ZK magnesium alloy; and

wherein the dopant is selected from the group consisting of iron, copper, nickel, tin, chromium, cobalt, calcium, lithium, silver, gold, palladium, and any combination thereof.

7. The downhole tool of claim 3, wherein the doped AM magnesium alloy comprises between about 87% to about 97% of magnesium by weight of the doped AM magnesium alloy, between about 2% to about 10% of aluminum by weight of the doped magnesium alloy, between about 0.3% to about 4% of manganese by weight of the doped AM magnesium alloy, and between about 0.05% and 5% of dopant by weight of the doped AM magnesium alloy; and

wherein the dopant is selected from the group consisting of iron, copper, nickel, tin, chromium, cobalt, calcium, lithium, silver, gold, palladium, and any combination thereof.

8. The downhole tool of claim 1, wherein the wellbore isolation device is a frac plug or a frac ball.

9. The downhole tool of claim 1, wherein the at least one component is selected from the group consisting of a mandrel of a packer or plug, a spacer

ring, a slip, a wedge, a retainer ring, an extrusion limiter or backup shoe, a mule shoe, a ball, a flapper, a ball seat, a sleeve, a perforation gun housing, a cement dart, a wiper dart, a sealing element, a wedge, a slip block, a logging tool, a housing, a release mechanism, a pumpdown tool, an inflow control device plug, an autonomous inflow control device plug, a coupling, a connector, a support, an enclosure, a cage, a slip body, a tapered shoe, and any combination thereof.

10. The downhole tool of claim 1, wherein the doped magnesium alloy solid solution exhibits a degradation rate in the range of between about 1% to about 100% of the total mass of the magnesium alloy per about 24 hours in a 3% potassium chloride aqueous fluid and at a temperature of about 93°C.

11. A method comprising:

introducing a downhole tool comprising at least one component made of a doped magnesium alloy solid solution into a subterranean formation;

performing a downhole operation; and

degrading at least a portion of the doped magnesium alloy solid solution in the subterranean formation by contacting the doped magnesium alloy solid solution with an electrolyte,

wherein the doped magnesium alloy solid solution exhibits a degradation rate in the range of between about 1 mg/cm² to about 2000 mg/cm² per about one hour in a 15% potassium chloride aqueous fluid and at a temperature of about 93°C.

12. The method of claim 11, wherein the doped magnesium alloy solid solution is selected from the group consisting of a doped WE magnesium alloy, a doped AZ magnesium alloy, a doped ZK magnesium alloy, a doped AM magnesium alloy, and any combination thereof.

13. The method of claim 12, wherein the doped WE magnesium alloy comprises between about 88% to about 95% of magnesium by weight of the doped WE magnesium alloy, between about 3% to about 5% of yttrium by weight of the doped WE magnesium alloy, between about 2% to about 5% of a rare earth metal, and about 0.05% to about 5% of dopant by weight of the doped WE magnesium alloy;

wherein the rare earth metal is selected from the group consisting of scandium, lanthanum, cerium, praseodymium, neodymium, promethium, samarium, europium, gadolinium, dysprosium, holmium, erbium, thulium, ytterbium, lutetium, and any combination thereof; and

wherein the dopant is selected from the group consisting of iron, copper, nickel, tin, chromium, cobalt, calcium, lithium, silver, gold, palladium, and any combination thereof.

14. The method of claim 12, wherein the doped AZ magnesium alloy comprises between about 87% to about 97% of magnesium by weight of the doped AZ magnesium alloy, between about 3% to about 10% of aluminum by weight of the doped AZ magnesium alloy, between about 0.3% to about 3% of zinc by weight of the doped AZ magnesium alloy, and between about 0.05% to about 5% of dopant by weight of the doped AZ magnesium alloy; and

wherein the dopant is selected from the group consisting of iron, copper, nickel, tin, chromium, cobalt, calcium, lithium, silver, gold, palladium, and any combination thereof.

15. The method of claim 12, wherein the doped ZK magnesium alloy comprises between about 88% to about 96% of magnesium by weight of the doped ZK magnesium alloy, between about 2% to about 7% of zinc by weight of the doped ZK magnesium alloy, between about 0.45% to about 3% of zirconium by weight of the doped ZK magnesium alloy, and between about 0.05% to about 5% of dopant by weight of the doped ZK magnesium alloy; and

wherein the dopant is selected from the group consisting of iron, copper, nickel, tin, chromium, cobalt, calcium, lithium, silver, gold, palladium, and any combination thereof.

16. The downhole tool of claim 12, wherein the doped AM magnesium alloy comprises between about 87% to about 97% of magnesium by weight of the doped AM magnesium alloy, between about 2% to about 10% of aluminum by weight of the doped magnesium alloy, between about 0.3% to about 4% of manganese by weight of the doped AM magnesium alloy, and between about 0.05% and 5% of dopant by weight of the doped AM magnesium alloy; and

wherein the dopant is selected from the group consisting of iron, copper, nickel, tin, chromium, cobalt, calcium, lithium, silver, gold, palladium, and any combination thereof.

17. The method of claim 11, wherein the electrolyte is selected from the group consisting of an introduced electrolyte into the subterranean formation, a produced electrolyte by the subterranean formation, and any combination thereof.

18. The method of claim 11, wherein the downhole operation is selected from the group consisting of a stimulation operation, an acidizing operation, an acid-fracturing operation, a sand control operation, a fracturing operation, a frac-packing operation, a remedial operation, a perforating operation, a near-wellbore consolidation operation, a drilling operation, a completion operation, and any combination thereof.

19. A system comprising:

a tool string connected to a derrick and extending through a surface into a wellbore in a subterranean formation; and

a downhole tool connected to the tool string and placed in the wellbore, the downhole tool comprising at least one component made of a doped magnesium alloy solid solution that at least partially degrades in the presence of an electrolyte,

wherein the doped magnesium alloy solid solution exhibits a degradation rate in the range of between about 1 mg/cm² to about 2000 mg/cm² per about one hour in a 15% potassium chloride aqueous fluid and at a temperature of about 93°C.

20. The system claim 19, wherein the downhole tool is selected from the group consisting of a wellbore isolation device, a completion tool, a drill tool, a testing tool, a slickline tool, a wireline tool, an autonomous tool, a tubing conveyed perforating tool, and any combination thereof.

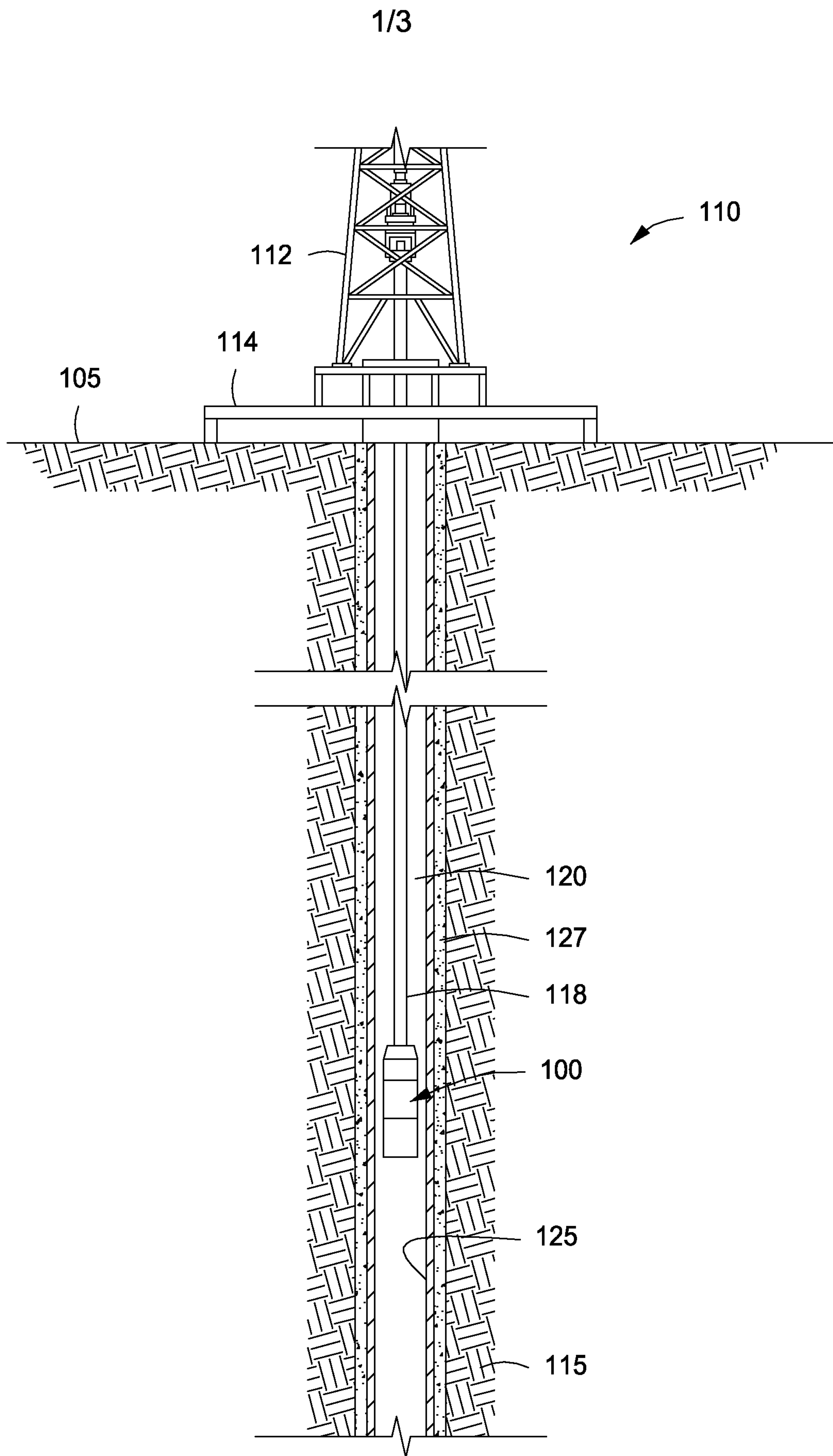


FIG. 1

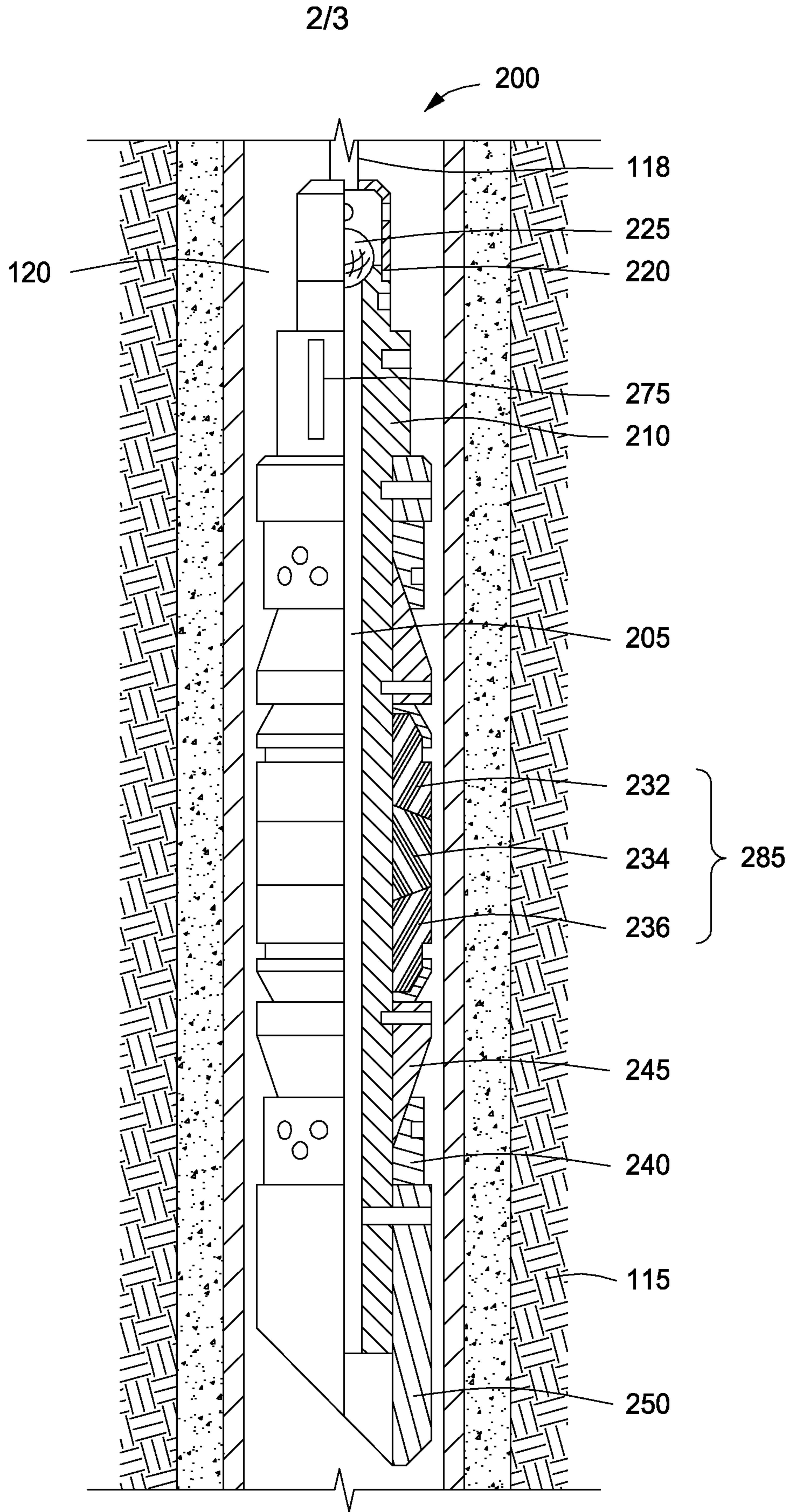


FIG. 2

DOPED v. NON-DOPED AZ MAGNESIUM ALLOY SOLID SOLUTION DISSOLUTION TEST

- ◆— NON-DOPED AZ ALLOY (3% NaCl 100F) -▲- DOPED AZ ALLOY (3% NaCl 100F)
- NON-DOPED AZ ALLOY (15% NaCl 200F) -■- DOPED AZ ALLOY (15% NaCl 200F)

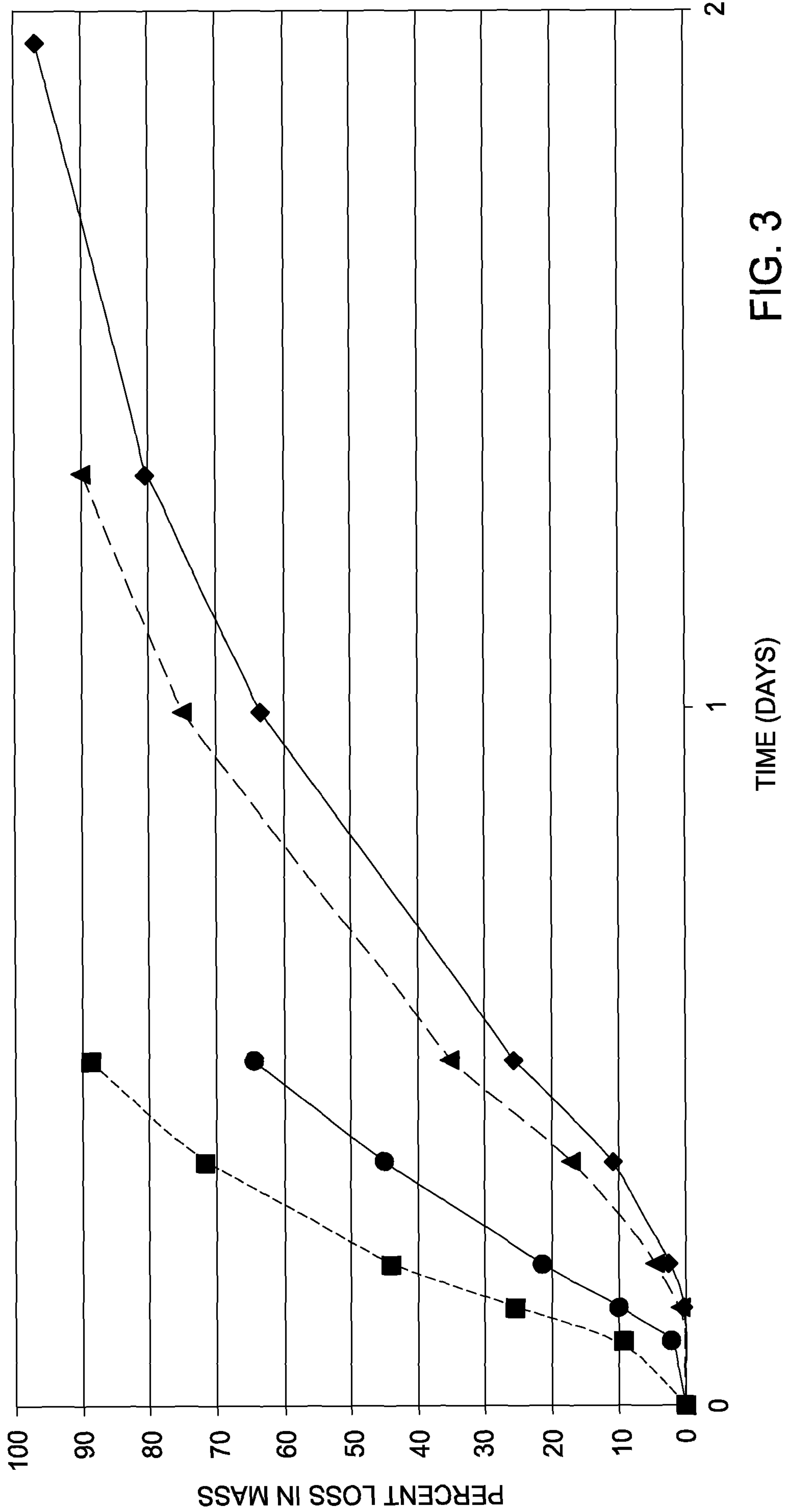


FIG. 3

DOPED v. NON-DOPED AZ MAGNESIUM ALLOY SOLID SOLUTION DISSOLUTION TEST

- ◆— NON-DOPED AZ ALLOY (3% NaCl 100F)
- ▲— DOPED AZ ALLOY (3% NaCl 100F)
- NON-DOPED AZ ALLOY (15% NaCl 200F)
- DOPED AZ ALLOY (15% NaCl 200F)

