



US00D360142S

United States Patent [19]
Polenberg

[11] **Patent Number:** **Des. 360,142**
[45] **Date of Patent:** **** Jul. 11, 1995**

[54] **ORNAMENTAL DESIGN FOR A WATCH**

1,135,409 4/1915 Simmons D10/32 X

[75] **Inventor:** **Myron Polenberg, New York, N.Y.**

[73] **Assignee:** **Swiss Army Brands, Ltd., Shelton, Conn.**

[**] **Term:** **14 Years**

[21] **Appl. No.:** **22,600**

[22] **Filed:** **May 9, 1994**

[52] **U.S. Cl. D10/39; D10/30**

[58] **Field of Search D10/1-40, D10/122-132; 368/280-282, 276-277, 285**

[56] **References Cited**

U.S. PATENT DOCUMENTS

- D. 59,740 11/1921 Gruen D10/39
- D 301,693 6/1989 Canta D10/39
- D. 326,233 5/1992 Polenberg D10/39

OTHER PUBLICATIONS

The Personal Touch-p. 23-watch at center.


Primary Examiner-Nelson C. Holtje
Attorney, Agent, or Firm-Nims, Howes, Collison, Hansen & Lackert

[57] **CLAIM**

The ornamental design for a watch, as shown.

DESCRIPTION

FIG. 1 is a perspective view of a watch showing my new design;
 FIG. 2 is a top plan view thereof;
 FIG. 3 is a bottom plan view thereof;
 FIG. 4 is a front elevational view thereof;
 FIG. 5 the rear elevational view thereof;
 FIG. 6 is a left side elevational view thereof; and,
 FIG. 7 is a right side elevational view thereof.



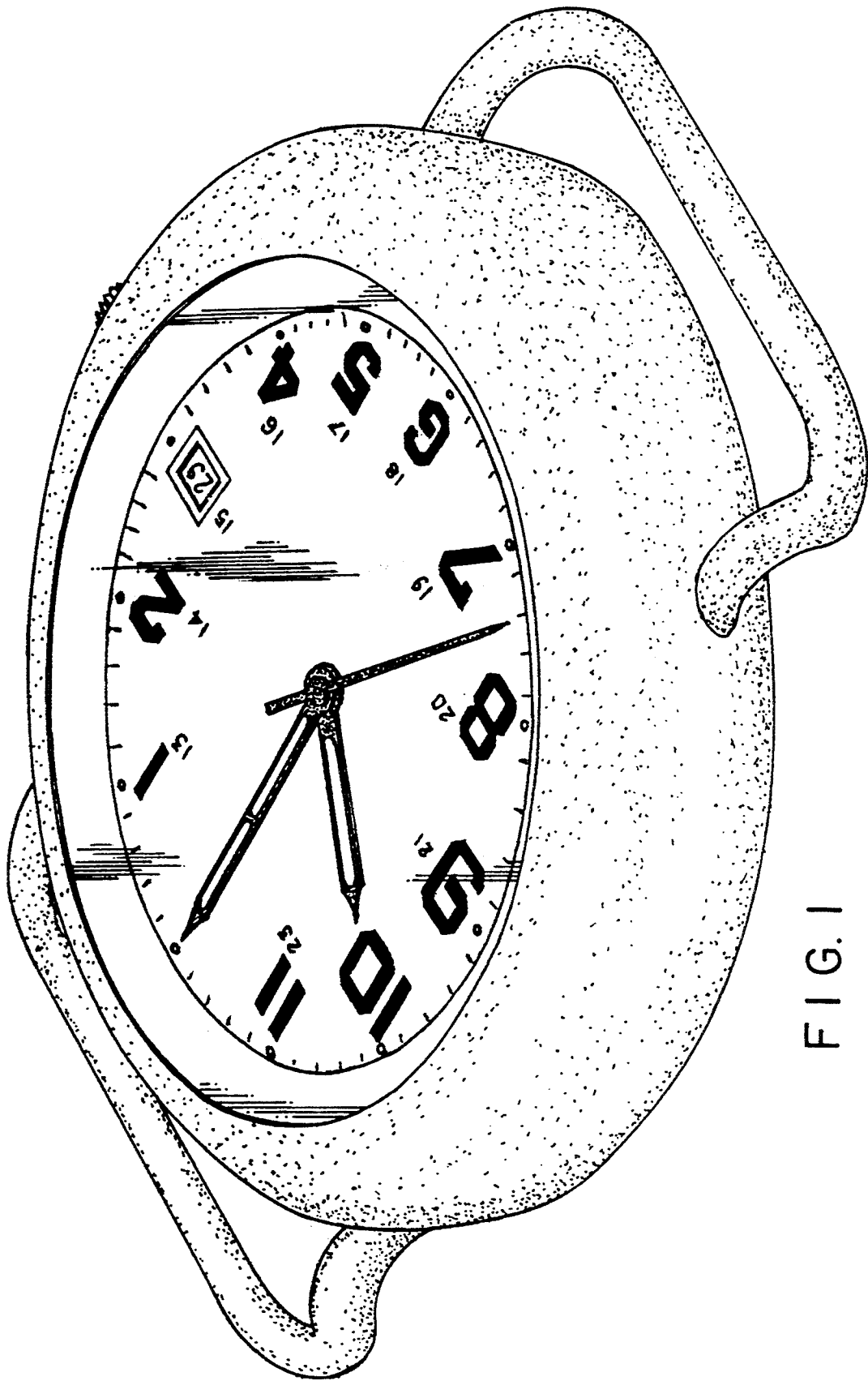


FIG. 1

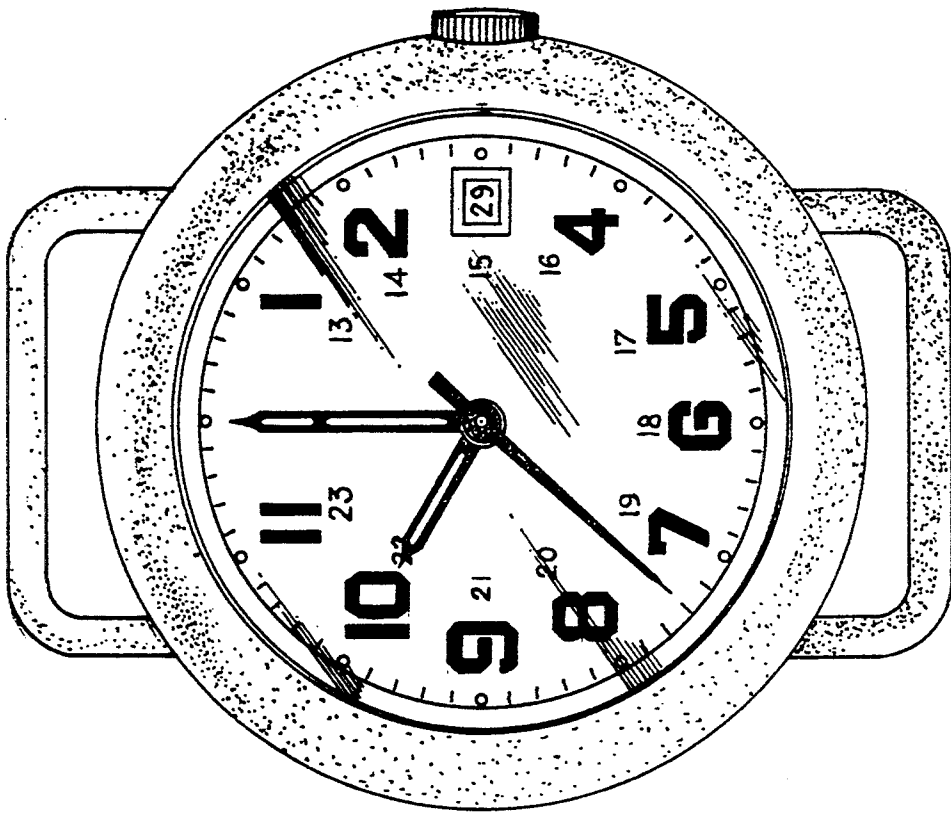


FIG. 2

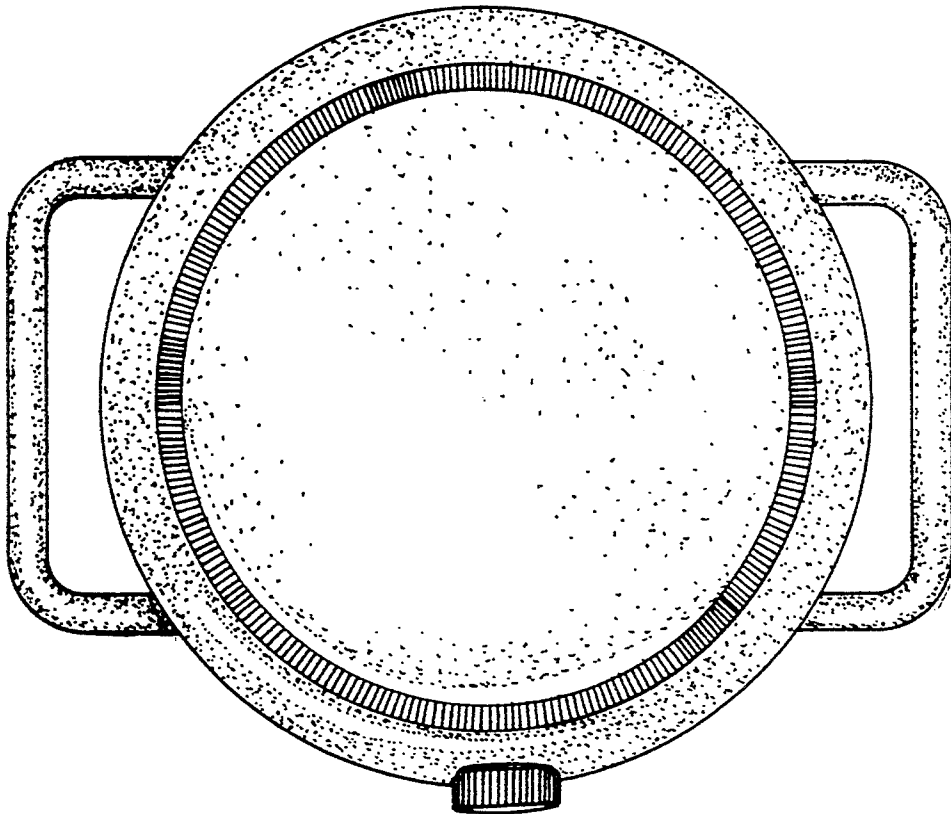


FIG. 3

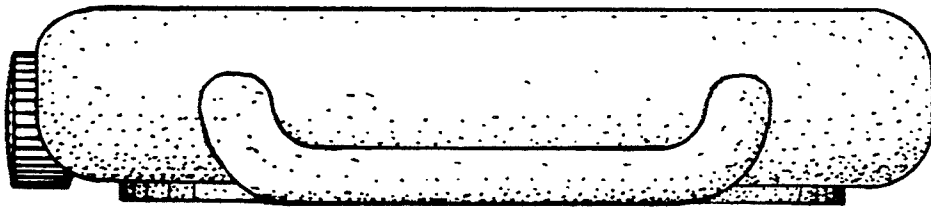


FIG. 4

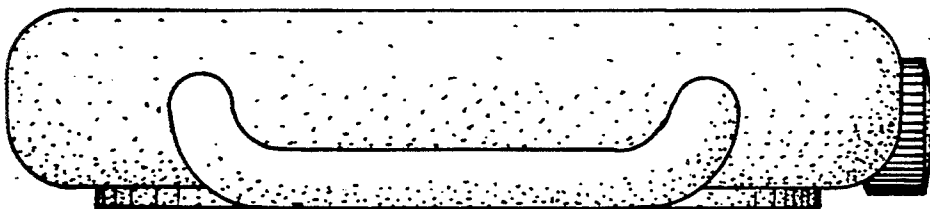


FIG. 5



FIG. 6




FIG. 7