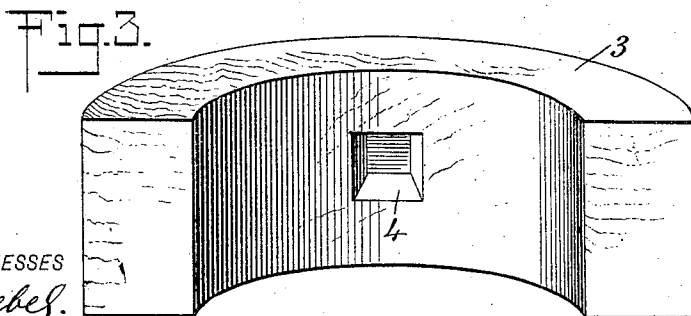
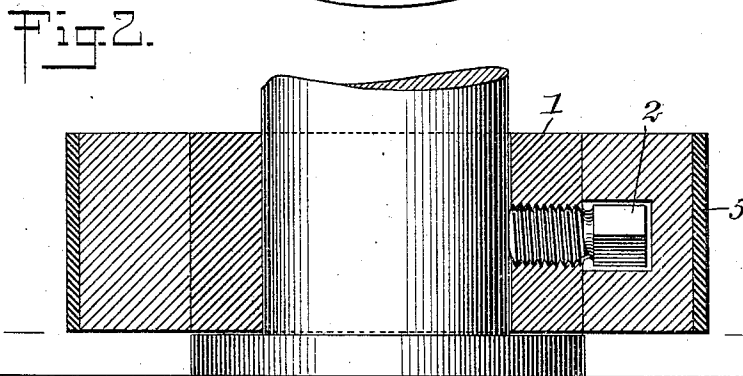
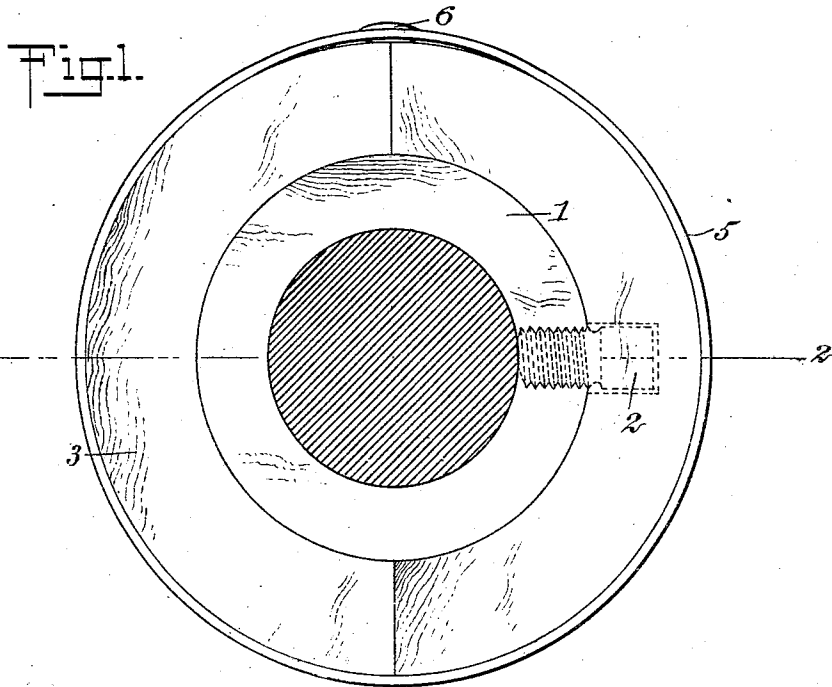


No. 856,069.

PATENTED JUNE 4, 1907.

D. J. KELLY.
COLLAR.

APPLICATION FILED MAY 25, 1906.



WITNESSES
Wm. P. Goebel.
M. M. Stetson

INVENTOR
David J. Kelly
BY *Mumford Co.*
ATTORNEYS

UNITED STATES PATENT OFFICE.

DAVID JAMES KELLY, OF ABERDEEN, WASHINGTON.

COLLAR.

No. 856,069.

Specification of Letters Patent.

Patented June 4, 1907.

Application filed May 25, 1906. Serial No. 318,666.

To all whom it may concern:

Be it known that I, DAVID JAMES KELLY, a citizen of the United States, and a resident of Aberdeen, in the county of Chehalis and State of Washington, have invented a new and Improved Collar, of which the following is a full, clear, and exact description.

This invention is an improvement in collars as used on the shafting of machinery, especially shafting in shops likely to come in contact with the clothing of the workmen and others.

Among other objects of the invention is the production of a simple and inexpensive means to be placed over the ordinary collar as now in use for covering the set-screw head, which is the source of much danger and many accidents.

The invention consists of a divided ring adapted to be placed over the collar, one member of which has a recess on its inner face for receiving the set-screw head, and a band tightly laced to hold the halves of the ring in place.

Reference is to be had to the accompanying drawings forming a part of this specification, in which similar characters of reference indicate corresponding parts in all the figures.

Figure 1 is a side elevation of one embodiment of my improvement with a shaft engaged therewith; Fig. 2 is a horizontal, transverse section on the line 2—2 of Fig. 1, showing the collar abutting against the hub of a pulley, and Fig. 3 is a perspective view of one member of the divided ring, showing the recess in the inner face thereof for receiving the set-screw head.

Referring to the drawing figures, the numeral 1 indicates an ordinary cast or wrought collar as now in use, having a set-screw 2 transversely threaded therethrough for engaging the shafting and preventing any relative movement of the collar and shaft. Over this collar is placed a divided ring 3 each of a semi-circumference and closely fitting the periphery of the collar when placed over it, and of slightly greater thickness than the length of the set-screw head.

In the under face of one of the members of the ring, and at substantially 90 degrees from its ends, is sunk a recess 4 of a shape to loosely fit the head of the set-screw 2 and permit this member to contain the set-screw head and be firmly seated on the collar.

For holding the members of the divided ring in place is provided a band 5, preferably of leather, with its ends laced at 6, drawing the ring in firm contact with the collar and holding the same from accidental displacement. By this construction, the set-screw head is completely inclosed, leaving no projecting points to engage the clothes of those about it, which is the source of continued menace to the workmen.

Although I have described the invention in detail it is to be understood that the precise embodiment is limited only by the scope of the invention as claimed.

Having thus described my invention I claim as new and desire to secure by Letters Patent:

1. In combination with a collar, a set-screw passing transversely therethrough, a divided ring embracing the collar, said ring having a recess in one member thereof placed at substantially 90 degrees from its ends and loosely fitting the head of the set-screw, and a leather band having its ends laced together to tightly embrace the periphery of the ring for holding the members thereof in close engagement with the collar.

2. In combination with a collar, a set-screw passing therethrough, a divided ring embracing the collar and inclosing the head of the set-screw, and a continuous band tightly drawn about the ring for the purpose described.

In testimony whereof I have signed my name to this specification in the presence of two subscribing witnesses.

DAVID JAMES KELLY.

Witnesses:

LUIE R. STEVENSON,
ARTHUR S. HASKIN.