



US00D667828S

(12) **United States Design Patent**
Park

(10) **Patent No.:** **US D667,828 S**

(45) **Date of Patent:** **** Sep. 25, 2012**

(54) **STYLUS**

(75) Inventor: **Jun-Sang Park**, Anyang-si (KR)

(73) Assignee: **Samsung Electronics Co., Ltd.** (KR)

(**) Term: **14 Years**

(21) Appl. No.: **29/417,298**

(22) Filed: **Apr. 2, 2012**

(30) **Foreign Application Priority Data**

Oct. 17, 2011 (KR) 30-2011-0042951

(51) **LOC (9) Cl.** **14-02**

(52) **U.S. Cl.** **D14/411**

(58) **Field of Classification Search** D8/61;
D14/411; D19/35, 36, 41-51, 54-58; 401/55,
401/99, 100, 104-107, 196, 197, 202, 208,
401/209, 213, 192, 195, 243; 708/107; 345/179,
345/173; 178/19.01; 700/94
See application file for complete search history.

(56) **References Cited**

U.S. PATENT DOCUMENTS

D322,811 S *	12/1991	Isern	D19/36
D324,879 S *	3/1992	Morgan	D19/36
D500,790 S *	1/2005	Jaakkola	D19/43
D531,217 S *	10/2006	Hirota	D19/50

D534,136 S *	12/2006	Voigt et al.	D14/411
D547,799 S *	7/2007	Granick	D19/36
D574,998 S *	8/2008	Huang	D27/157
D576,674 S *	9/2008	Tseng	D19/36
D595,719 S *	7/2009	Hu	D14/411
D613,742 S *	4/2010	Avery et al.	D14/411
D616,449 S *	5/2010	Lo	D14/480.7
D617,798 S *	6/2010	Liu	D14/411
D620,490 S *	7/2010	Avery et al.	D14/411
D648,340 S *	11/2011	Okura	D14/480.7
D650,860 S *	12/2011	Wu	D19/69
2009/0002346 A1 *	1/2009	Henning et al.	345/179

* cited by examiner

Primary Examiner — Austin Murphy

(74) *Attorney, Agent, or Firm* — NSIP Law

(57) **CLAIM**

The ornamental design for a stylus, as shown and described.

DESCRIPTION

FIG. 1 is a perspective view of a stylus;
FIG. 2 is a front view of the stylus of FIG. 1;
FIG. 3 is a rear view of the stylus of FIG. 1;
FIG. 4 is a left-side view of the stylus of FIG. 1;
FIG. 5 is a right-side view of the stylus of FIG. 1;
FIG. 6 is a top plan view of the stylus of FIG. 1;
FIG. 7 is a bottom plan view of the stylus of FIG. 1; and,
FIG. 8 is a rear perspective view of the stylus of FIG. 1.

1 Claim, 6 Drawing Sheets

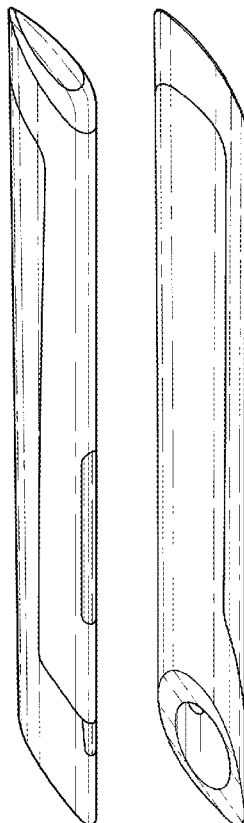


FIG. 1



FIG. 2

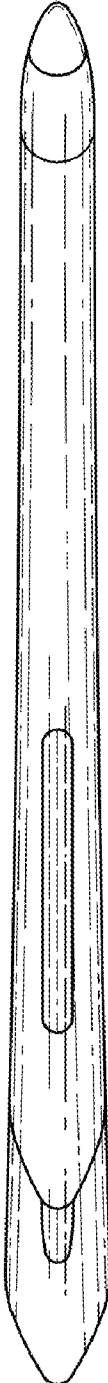


FIG. 3



FIG. 4




FIG. 5

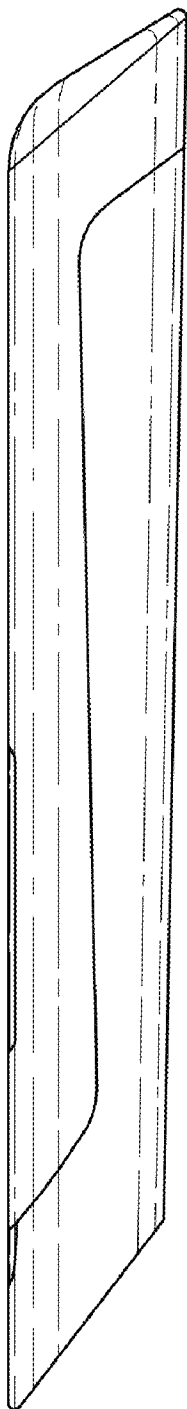


FIG. 6

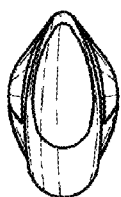


FIG. 7

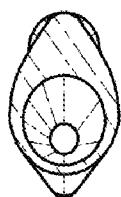


FIG. 8

