



US00D504096S

(12) **United States Design Patent**
Nakagawa et al.

(10) **Patent No.:** US D504,096 S

(45) **Date of Patent:** ** Apr. 19, 2005

(54) **WHEEL FOR MOTOR VEHICLE**

(75) Inventors: **Shinichi Nakagawa**, Hiroshima (JP);
Ryou Yanagisawa, Hiroshima (JP);
Kouichi Hayashi, Hiroshima (JP);
Kunihiko Kurisu, Hiroshima (JP)

(73) Assignee: **Mazda Motor Corporation**,
Hiroshima-ken (JP)

(**) Term: **14 Years**

(21) Appl. No.: **29/152,238**

(22) Filed: **Dec. 19, 2001**

(30) **Foreign Application Priority Data**

Jun. 22, 2001 (JP) 2001-018220

(51) **LOC (7) Cl.** **12-16**

(52) **U.S. Cl.** **D12/209**

(58) **Field of Search** D12/204-211;
301/37.101, 64.101, 65

(56) **References Cited**

U.S. PATENT DOCUMENTS

- D351,582 S * 10/1994 Echazabel et al. D12/209
- D371,100 S * 6/1996 Hatter D12/209
- D398,274 S * 9/1998 Hartmann, Jr. D12/209
- D400,153 S * 10/1998 Bhambra D12/209
- D402,249 S * 12/1998 Kulla D12/209
- D409,546 S * 5/1999 Stark D12/209
- D419,126 S * 1/2000 Hartmann, Jr. D12/209
- D425,470 S * 5/2000 Pfeiffer et al. D12/209
- D428,377 S * 7/2000 Kubosaki et al. D12/209
- D428,845 S * 8/2000 Yoshida et al. D12/211
- D430,841 S * 9/2000 Tanghetti D12/209
- D443,580 S * 6/2001 Kubo D12/211
- D445,749 S * 7/2001 Kuninari et al. D12/209
- D451,062 S * 11/2001 Yoshida D12/209
- D451,063 S * 11/2001 Yoshida D12/209
- D451,065 S * 11/2001 Braun D12/211
- D451,459 S * 12/2001 Kuribayashi D12/209
- D452,673 S * 1/2002 Kuribayashi D12/209

- D455,693 S * 4/2002 Sato et al. D12/209
- D461,153 S * 8/2002 Koyama D12/209
- D472,509 S * 4/2003 Laengerer D12/209

FOREIGN PATENT DOCUMENTS

- DE M 96 04 089.0 1/1997
- JP 1006248 S 3/1998
- JP 1020429 S 9/1998

OTHER PUBLICATIONS

German Official Gazette of Nov. 10, 2000, p. 6134 (40007150), JPO Receiving Date: Feb. 2, 2001, JPO Reference No. HH13022013.
 Japanese Patent Office Official Action (with English translation).
 German Design Publication Published on Feb. 10, 2000, Registration No. 49910629, p. 875. JPO Design Division Documentation Section, Document No. HH12010219.
 Japanese Office Action Dated Aug. 25, 2003.

* cited by examiner

Primary Examiner—Stacia Cadmus
(74) *Attorney, Agent, or Firm*—Nixon Peabody LLP;
Donald R. Studebaker

(57) **CLAIM**

The ornamental design for a wheel for motor vehicle, as shown and described.

DESCRIPTION

FIG. 1 is a front perspective view of a wheel for motor vehicle;
 FIG. 2 is a rear perspective view thereof;
 FIG. 3 is a front view thereof;
 FIG. 4 is a bottom view thereof;
 FIG. 5 is a left side view thereof;
 FIG. 6 is a right side view thereof;
 FIG. 7 is a top view thereof; and,
 FIG. 8 is a bottom view thereof.

1 Claim, 5 Drawing Sheets




Fig. 1




Fig. 2




Fig. 3




Fig. 4




Fig. 5




Fig. 6




Fig. 7




Fig. 8

