

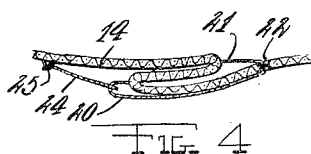

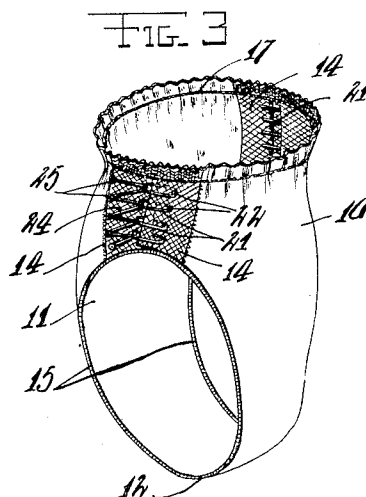
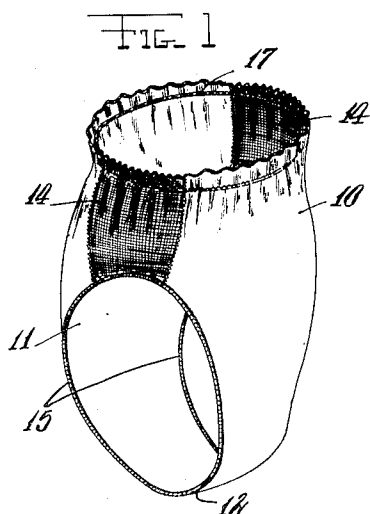
May 13, 1924.

1,494,044

A. WARD ET AL

CATAMENIAL GARMENT

Filed April 27, 1923



Inventors

Abraham Ward

Julius W. Goldsmith

John H. Polack  
Attorney

## UNITED STATES PATENT OFFICE.

ABRAHAM WARD AND JULIUS W. GOLDSMITH, OF NEW YORK, N. Y.

## CATAMENIAL GARMENT.

Application filed April 27, 1923. Serial No. 634,950.

*To all whom it may concern:*

Be it known that we, ABRAHAM WARD and JULIUS W. GOLDSMITH, citizens of the United States, residing at New York, in the county of New York and State of New York, have invented certain new and useful Improvements in Catamenial Garments, of which the following is a specification.

This invention relates to a catamenial garment adapted to be worn to prevent injury, such as by soiling, to the usual garments worn, the garment comprising a pair of trunks constructed in a novel manner, this type of garment being commonly known in the trade as a step-in.

The invention has for a general object to provide a novel catamenial garment of this type which will be sanitary, and which will be more comfortable and hygienic in use than such garments of this type as have heretofore been worn.

For further comprehension of the invention, and of the objects and advantages thereof, reference will be had to the following description and accompanying drawings, and to the appended claims in which the various novel features of the invention are more particularly set forth.

Fig. 1 of the drawings is a perspective view showing one embodiment of my improved catamenial garment.

Fig. 2 is an enlarged fragmentary horizontal sectional view taken just above the elastic waist band.

Fig. 3 is a similar view to Fig. 1 but showing a modified construction.

Fig. 4 is a fragmentary horizontal sectional view taken at a point between the waist band and one of the leg apertures.

As here embodied our improved catamenial garment comprises a single sheet of rubber which is suitably shaped to provide the front and rear body portions 10 and 11 of the garment and which is of narrowed width between its ends as at 12, where it engages between the limbs of the user. These front and rear elements 10 and 11 are connected or joined at the sides in spaced relation to each other by means of non-elastic fabric inserts 14, which are comparatively short in vertical dimension, extending from the top of the garment down to the top edges of the leg openings 15. These inserts, as will be understood are united along the full length of their side edges to the edges of

the rubber sheet and they are preferably made of a material having considerable porosity, such as linen mesh fabric.

Extending around the garment, just below the top edge thereof, is an elastic waist band 17 which is preferably attached to the inner face of the garment as shown, being secured in place by suitable stitching. In order to prevent danger of tearing of the rubber sheet, which is of very light weight the side inserts are attached to the waist band 17 when the latter is stretched under considerable tension, while the rubber member is attached to the waist band is under lesser tension, so that normally the convolutions in the insert are deeper than those in the rubber member under normal conditions, as clearly shown in Fig. 2.

In the embodiment in Figs. 3 and 4 we have provided a means for varying the width of the inserts 14 at the bottom thereof so as to vary the hip measurement with respect to the waist measurement when desirable. As there shown each insert is arranged to have a pleat or fold 20 made therein which widens from the top downward. Secured at opposite ends to the insert, and spaced vertically thereof, are a number of cords 21, these cords being secured at one end to the outer face of the insert and at the opposite end to the inner face of the insert. The respective ends of the cords are secured to the insert at laterally spaced points on the latter, the lateral spacing of the points increasing progressively from the top of the garment downward. These cords are passed through eyelets 22 in the inserts arranged in vertically spaced relation near one side of the latter, and have looped therethrough the single cord 24 which is also engaged with suitable hooks 25, or eyelets if desired, arranged in vertically spaced relation adjacent the opposite side of the insert. This single cord is preferably permanently attached at one end while its opposite end may be removably attached in any suitable manner, it being understood that the cord will be of sufficient length to allow for adjustment of the width of the insert.

Because of the particular arrangement of the cords 21, which is clearly shown in the drawing, they pull on both sides of the pleat in the insert when the cord 24 is tightened and thus act to retain said pleat or fold lying flat in place, and this pleat automatically

accommodates itself to the form of the wearer of the garment when the cord 24 is tightened.

Our improved catamenial garment is both comfortable and hygienic, affording full protection, while the porous nature of the inserts 14 allows for circulation of air.

While we have described our improved step-ins to be used as catamenial garments, it is to be understood that the right is reserved to its use also as baby pants and to all modifications coming within the scope and spirit of the invention as defined in the appended claims.

Having thus described our invention what we claim as new and desire to protect by Letters Patent of the United States is as follows:

1. A catamenial garment comprising a main body element of sheet rubber, and side inserts of open mesh fabric, and an elastic

waist band extending around said garment, said elastic band normally holding the rubber and fabric elements in convolutions at the point where they engage the band, the convolutions of the fabric insert being normally deeper than those of the rubber sheet to cause the latter to be stretched to non-convoluted form before the said inserts.

2. A catamenial garment comprising a main body element of non-porous material, and side inserts of porous material, and means including cords attached at opposite ends to the inner and outer faces respectively of the inserts and passing through eyelets therein for holding said inserts in pleated form.

In testimony whereof we have affixed our signatures.

ABRAHAM WARD.  
JULIUS W. GOLDSMITH.