



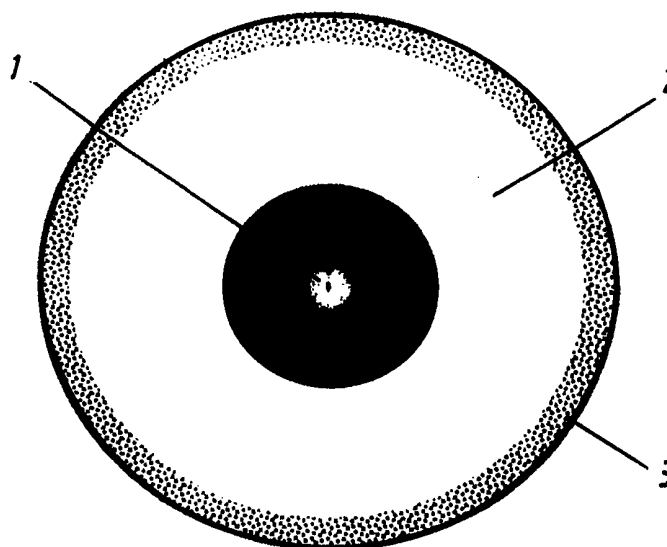
INTERNATIONAL APPLICATION PUBLISHED UNDER THE PATENT COOPERATION TREATY (PCT)

(51) International Patent Classification ⁶ : A61K 9/46, 9/16, 31/34, 31/19, 31/44	A1	(11) International Publication Number: WO 99/01112 (43) International Publication Date: 14 January 1999 (14.01.99)
(21) International Application Number: PCT/SE98/01209 (22) International Filing Date: 22 June 1998 (22.06.98) (30) Priority Data: 9702533-2 1 July 1997 (01.07.97) SE (71) Applicant (for all designated States except US): ASTRA AKTIEBOLAG (publ) [SE/SE]; S-151 85 Södertälje (SE). (72) Inventors; and (75) Inventors/Applicants (for US only): LUNDBERG, Per, Johan [SE/SE]; Astra Hässle AB, S-431 83 Mölndal (SE). THUNE, Mikael [SE/SE]; Astra Hässle AB, S-431 83 Mölndal (SE). (74) Agent: ASTRA AKTIEBOLAG; Patent Dept., S-151 85 Södertälje (SE).	(81) Designated States: AL, AM, AT, AU, AZ, BA, BB, BG, BR, BY, CA, CH, CN, CU, CZ, DE, DK, EE, ES, FI, GB, GE, GH, GM, GW, HU, ID, IL, IS, JP, KE, KG, KP, KR, KZ, LC, LK, LR, LS, LT, LU, LV, MD, MG, MK, MN, MW, MX, NO, NZ, PL, PT, RO, RU, SD, SE, SG, SI, SK, SL, TJ, TM, TR, TT, UA, UG, US, UZ, VN, YU, ZW, ARIPO patent (GH, GM, KE, LS, MW, SD, SZ, UG, ZW), Eurasian patent (AM, AZ, BY, KG, KZ, MD, RU, TJ, TM), European patent (AT, BE, CH, CY, DE, DK, ES, FI, FR, GB, GR, IE, IT, LU, MC, NL, PT, SE), OAPI patent (BF, BJ, CF, CG, CI, CM, GA, GN, ML, MR, NE, SN, TD, TG). Published <i>With international search report.</i>	

(54) Title: MULTIPLE UNIT EFFERVESCENT DOSAGE FORM

(57) Abstract

The present invention is related to an effervescent pharmaceutical preparation comprising effervescent excipients and a plurality of individual units comprising a pharmaceutically active compound and optional excipients wherein the units (1) are provided with a floating generating system. The floating generating system comprises at least two coating layers, one of which is a gas generating layer (2) and the other layer is a barrier layer (3) enclosing the generated gas. Furthermore the invention is related to a process for the manufacture of the dosage forms, and their use in medicine.



FOR THE PURPOSES OF INFORMATION ONLY

Codes used to identify States party to the PCT on the front pages of pamphlets publishing international applications under the PCT.

AL	Albania	ES	Spain	LS	Lesotho	SI	Slovenia
AM	Armenia	FI	Finland	LT	Lithuania	SK	Slovakia
AT	Austria	FR	France	LU	Luxembourg	SN	Senegal
AU	Australia	GA	Gabon	LV	Latvia	SZ	Swaziland
AZ	Azerbaijan	GB	United Kingdom	MC	Monaco	TD	Chad
BA	Bosnia and Herzegovina	GE	Georgia	MD	Republic of Moldova	TG	Togo
BB	Barbados	GH	Ghana	MG	Madagascar	TJ	Tajikistan
BE	Belgium	GN	Guinea	MK	The former Yugoslav Republic of Macedonia	TM	Turkmenistan
BF	Burkina Faso	GR	Greece	ML	Mali	TR	Turkey
BG	Bulgaria	HU	Hungary	MN	Mongolia	TT	Trinidad and Tobago
BJ	Benin	IE	Ireland	MR	Mauritania	UA	Ukraine
BR	Brazil	IL	Israel	MW	Malawi	UG	Uganda
BY	Belarus	IS	Iceland	MX	Mexico	US	United States of America
CA	Canada	IT	Italy	NE	Niger	UZ	Uzbekistan
CF	Central African Republic	JP	Japan	NL	Netherlands	VN	Viet Nam
CG	Congo	KE	Kenya	NO	Norway	YU	Yugoslavia
CH	Switzerland	KG	Kyrgyzstan	NZ	New Zealand	ZW	Zimbabwe
CI	Côte d'Ivoire	KP	Democratic People's Republic of Korea	PL	Poland		
CM	Cameroon		Republic of Korea	PT	Portugal		
CN	China	KR	Republic of Korea	RO	Romania		
CU	Cuba	KZ	Kazakstan	RU	Russian Federation		
CZ	Czech Republic	LC	Saint Lucia	SD	Sudan		
DE	Germany	LI	Liechtenstein	SE	Sweden		
DK	Denmark	LK	Sri Lanka	SG	Singapore		
EE	Estonia	LR	Liberia				

MULTIPLE UNIT EFFERVESCENT DOSAGE FORM

Field of the invention.

5 The present invention relates to a novel pharmaceutical preparation in the form of a multiple unit effervescent dosage form comprising at least one pharmaceutically active substance, i.e. the drug(s). The effervescent dosage form comprises a drug and optionally pharmaceutically acceptable excipients in the form of individual units which units are layered with at least two coating layers providing a floating generating system. A plurality
10 of these units with the floating generating system are mixed together with effervescent excipients and filled into a sachet or, preferably compressed into a multiple unit tableted dosage form.

More specifically, the invention relates to a new effervescent dosage forms comprising
15 individual units, which units are coated with at least two coating layers and which layers make the individually coated units to float when they are liberated in an aqueous effervescent solution. These new effervescent dosage forms comprise for instance units of an acid susceptible substance, such as a proton pump inhibitor protected by an enteric coating layer, or comprise units of a substance which may cause irritation of the mucosal
20 area, or comprise units of a substance covered by a film coating resulting in a controlled release profile, such as an extended release profile. Furthermore, the present invention refers to a method for the manufacture of such dosage forms and, to the use of such dosage forms in medicine.

25 Background of the invention and prior art

Effervescent dosage forms are one possible vehicle for the administration of drugs. Effervescence may be used to provide some degree of taste-masking. Prior to administration to a patient, an effervescent composition is dissolved and/or dispersed in
30 e.g. an aqueous medium, such as drinking water. Dissolution and/or dispersion takes place

directly or rapidly, with effervescence to give an agreeable presentation of the drug in the form of a solution which is suitable to drink. Effervescent dosage forms are particularly suitable for patients finding difficulty in swallowing tablets or disliking tablets.

5 The dissolution upon effervescence of a multiple unit tablet that gives a dispersion of drug particles, or of individual units comprising the drug may cause problem due to the density of the units and/or the density of coating layers surrounding the units. One problem might be that a majority of the individual units are sinking to the bottom of the drinking glass during or/and after effervescence, but prior to administration. These sinking units make it
10 difficult for the patient to drink the dispersion and to receive the complete dose because a great number of the drug containing units will remain in the glass.

A further problem with effervescent tablets is the composition of effervescent tablet excipients which might cause problem to the incorporated drug. For instance, the use of an
15 acidic substance in the effervescent composition presents a problem, if the drug is an acid susceptible compound, such as a proton pump inhibitor. The prior art has already taught that such an acid susceptible drug is best protected by an enteric coating layer. There are different enteric coating layered preparations of for instance omeprazole as well as of other proton pump inhibitors described in the prior art, e.g. US-A 4,786,505 (AB Hässle). A
20 tableted multiple unit dosage form must also fulfil standard requirement on enteric coated articles. A suitable tableted multiple unit dosage form comprising omeprazole is described in EP 95926054.8 (Astra AB). Incorporation of such enteric coated pellets in an effervescent tablet are described in the International patent application WO97/25030 filed on 20 December 1996 (Astra AB).

25

Other groups of drugs prepared in dosage forms with coating layer(s) are for instance substances irritating the mucosal area, e.g. NSAIDs (Non Steroidal Anti-inflammatory Drugs), and drugs formulated into controlled release dosage forms, e.g. extended release formulations.

Some examples of different effervescent tablets and systems described in the prior art are discussed below.

Effervescent tablets containing acid-sensitive agents have previously been made by coating the acid particles in the acid-base couple with the base to separate the acid-sensitive agent from the acid, see WO 94/21239 (Wehling et al.) Effervescent tablets containing the active substance without any coating layer have also been suggested by Wehling et al.

Another construction principle has been presented, wherein extended release microcapsules are incorporated in an effervescent tablet, see WO 95/27482 (Elan corp.) A further example is the above mentioned WO97/25030.

Stomach-floating hard-gelatine capsules have been described by Simone et al in Pharmacol. Res. 1995, 31(2), 115-19. However, this capsule preparation is not an effervescent dosage form, i.e. the preparation does not comprise any effervescent components.

The expandable controlled release dosage form described in EP 669 129 is using gas development in a dosage form. The tablet swells to such a size that it stays for a prolonged time in the stomach by utilising the gas generated after ingestion of the tablet.

None of the above discussed prior art document describes or discuss problems involved with dense units in an effervescent dosage form, such as an effervescent tablet comprising a plurality of individual units.

Summary of the invention.

The present invention provides individually floating units comprising a pharmaceutically active substance by applying at least two coating layers, named as a floating generating system. These floating units are intended for an effervescent dosage form, and avoid the

problems with units sinking during and after effervescence. The first layer of the floating generating system comprises a gas source, which reacts with an acidic aqueous solution to generate gas. The acidic aqueous solution originating from the surrounding effervescent solution penetrates through the second (outer) layer of the floating generating system. The second layer also provides a barrier to enclose the generated gas. The enclosed gas causes the density of the units to decrease, and the units will float in the effervescent solution.

More specifically, the present invention provides a multiple unit effervescent dosage form comprising individually coated units comprising a drug, and effervescent excipients. The multiple unit dosage form can be in the form of a sachet comprising the units coated according to the present invention, and the effervescent excipients, or in the form of a tableted dosage form, wherein the same coated units together with effervescent tablet excipients are compressed into a tablet.

The individually coated units containing the drug will float for a time longer than the time needed for the effervescence and liberation of the units. Thereby, the invention avoids the problem with dense units sinking to the bottom of a drinking glass during administration of the dosage form.

Further, the present invention provides a new floating generating system for effervescent dosage forms comprising a gas generating coating layer composition, and a barrier layer to enclose generated gas.

The floating effect is provided for a time long enough for the patient to complete the administration i.e. the reaction of the effervescent components with the drinking water, and to ingest the dispersion without a hurry. More specifically the floating effect is provided during approximately 5 minutes.

Detailed description of the drawings.

Figure 1 shows a cross-view of a three-layered unit according to the invention. The enteric coated unit 1 is coated with a floating generating system comprising a gas generating layer 2, and a gas barrier layer 3.

Figure 2 shows a cross-view of a four-layered unit according to the invention. The enteric coated unit 1 is coated with a separating layer 4, and a floating generating system comprising a gas generating layer 2, and a gas barrier layer 3.

Figure 3 shows the dissolution of metoprolol succinate from a tableted effervescent dosage form according to the present invention, as described in example 1 below.

Figure 4 shows the dissolution of furosemid from a tableted effervescent dosage for according to the present invention, as described in example 6 below.

Detailed description of the invention.

The units with a floating generating system according to the present invention are to be mixed with effervescent excipients into a multiple unit effervescent dosage form. The drug containing units are coated with at least two coating layers providing the floating generating system. The first layer, i.e. the inner layer of the floating generating system comprises a gas generating component, i.e. a gas source, which component generates gas bubbles by a reaction between the gas generating component and the acidic aqueous solution penetrating into that layer. The acidic aqueous solution originates from the surrounding effervescent solution. The second layer, i.e. the outer coating layer of the floating generating system permits the permeation of aqueous solution, but restricts the out passage of the generated gas bubbles through the layer.

The coated units are mixed with effervescent excipients, in the form of a powder mix or granulate. These effervescent excipients, i.e. effervescent granulate/mix, must not upon dissolution in water, result in a solution with a pH value dissolving or destroying any protecting coating layer, such as for instance an enteric coating, applied onto the drug units. Preferably, the effervescent solution will receive a pH value of less than 5 upon effervescence in an aqueous solution, such as drinking water.

The dosage forms according to the invention are characterised by rapidly dissolving in an aqueous solution liberating a plurality of individually floating units. Furthermore, they may contain taste improving agents, colorants, pharmaceutically acceptable additives such as lubricating agents, disintegrants and wetting agents.

The coating layer system achieving a floating generating system is especially suitable for effervescent dosage forms comprising units/pellets which will sink during and/or after effervescence due to their density. The units/pellets may be of the following types: extended release pellets, enteric coated pellets, taste masked pellets or any combination thereof.

Optionally, a separating layer is applied onto the individual units before the floating generating system is applied. Thus, if the outer surface of the drug containing unit is incompatible with any component used in the gas generating layer, there might be a need to apply a separating layer prior to the application of the two layers of the floating generating system.

The need of a separating layer can be exemplified with pellets having an enteric coating polymer applied as the outer layer of the drug containing units, which enteric coating may be negatively affected by a direct contact with an alkaline inner layer of the floating generating system, e.g. a layer containing sodium bicarbonate.

Drugs suitable for the dosage form according to the present invention are such drugs, which will be absorbed from the gastrointestinal channel or will act locally therein. Such suitable drugs can be selected from the following groups.

- 5 Antiulcer drugs such as proton pump inhibitors, H₂-antagonists or prostaglandins, e.g. drugs known by the generic names omeprazole, lansoprazole, pantoprazole, rabeprazole, cimetidine, ranitidine, famotidine and misoprostol etc. Spasmolytic drugs e.g. papaverin. Motility stimulating drugs e.g. cisapride, mosapride and metoclopramide. Antiemetic drugs e.g. granisertron and ondansertron. Bile acids or bile salts e.g. cholic acid. Laxative drugs
- 10 e.g. bisakodyl. Antidiarrheal drugs e.g. loperamide. Drugs for intestinal inflammations e.g. mesalazine, olsalazine and sulfasalazine. Hyper- and hypoglycemic agents e.g. metformine, chlorpropamide, glibenklamide, glipizide and tolazamide. Nutritional additives such as vitamins and minerals, e.g. phytomenadion, thiamine, and pyridoxine. Anticoagulant drugs e.g. dicumarol, warfarine, dipyramidole and ticlopidine. Antianemetic drugs e.g.
- 15 cyanocobalamine and folic acid. Lipid lowering drugs such as ninotinic acid, gemfibrozil, niceritrole, pravastastine, simvastatine and fluvastatine. Cardiac glycosides e.g. digitoxin, digoxin and proscillaridine. Cardiac stimulating agents other than glycosides e.g. etilefrine and amrinone. Antiarrhythmic drugs e.g. quinidine, disopyramide, procaineamide, mexiletin, tocainide, flecainide, propafenone and amiodarone. Coronary vasodilators such
- 20 as nitrates, e.g. isosorbide mononitrate and glyceryl nitrate. Antihypertensive agents such as cerebral vasodilators and peripheral vasodilators e.g. clonidine, prazosine, hydralazine; such as ACE-inhibitors e.g. ramiprile, enalaprile and lisinoprile; such as renin-inhibitors e.g. losartane and candesartane. Diuretics e.g. bumetanide, furosemid, spironolactone, amilorid and chlorothalidone. β -blocking agents e.g. alprenolol, pindolol, propranolol,
- 25 sotalol, timolol, atenolol, metoprolol and labetalol. Ca-channel blocking agents e.g. amlodipine, felodipine, nifedipine, verapamil and diltiazem. Antibiotics such as amoxicillin, bacampicillin, dicloxacillin, clarithromycine, doxycycline, cefuroxim, erythromycine, norfloxacin and ofloxacin. Other antibacterial and antimycotical drugs e.g. metronidazole, fusidinic acid, nitrofurantoin, trimetoprim, and sulphonamides e.g.
- 30 sulfadiazine sulfamethoxazole or ketoconazole. Corticosteroids e.g. deflazacort, cortisone,

prednisolon, prednison and budesonide. Thyroid and anti-thyroid preparations such as levothyroxine, liothyronine, propylthiouracil and thiamazole. Antiviral agents e.g. aciclovir. Anti-inflammatory substances such as non-steroidal anti-inflammatory substances e.g. diclofenac, ibuprofen and piroxicam. Muscle relaxant drugs e.g. chlorzoxazone. Analgesics such as dextropropoxiphene, acetylsalicylic acid, acetaminophen and paracetamol. Antimigraine drugs e.g. ergot alkaloids. Anticonvulsants e.g. phenytoin and carbamazepine. Anti-Parkinson drugs e.g. metixene. Neuroleptic drugs e.g. chlorpromazine and dixyrazine. Sedatives and tranquilizers such as diazepam, oxazepam and flunitrazepam. Stimulants e.g. coffeine. Smoke-cessation helping agents e.g. nicotine. Anthelmintics e.g. mebendazole. Decongestants e.g. phenylpropanoleamine and pseudoephedrine. Anti-asthmatics such as terbutaline, bambuterole and theophylline. Antihistamines e.g. brompheniramine and terfenadine.

The above listed pharmaceutically active compounds may be used in a non-salt form, or in the form of a pharmaceutically acceptable salt thereof. If the compound exists as optically antipodes, i.e. in an optically pure form, they can be used in the form of a racemic mixture or in the form of one of the single enantiomers thereof, either in a salt form or in a non-salt form.

The above discussed substances may be in the form of granules, or in the form of units with a modified release profile, such as enteric coated units, units having a diffusion controlling membrane or erosion controlled units. The drug containing units intended to be covered by the floating generating system, have a suitable size in the range of 0.1 to 2 mm in diameter.

The two layers forming the floating generating system are applied onto the units containing the drug. The inner layer of the system is a gas generating layer comprising a gas generating source and a binding agent.

As gas generating sources the following components may be used according to the present invention: a carbon dioxide or oxygen generating source. A carbonate or a bicarbonate reacting with the acidic solution penetrating from the effervescent solution surrounding the liberated units is preferred as the carbon dioxide generating source. Such suitable carbon dioxide generating sources are for instance sodium bicarbonate and sodium carbonate. For instance sodium percarbonate and copper sulphate anhydrous are preferred as the oxygen generating source. The oxygen generating reaction starts when aqueous solution from the surrounding effervescent solution penetrates through the barrier layer.

The following water soluble binders are suitable in the gas generating layer, a polymeric compound such as for instance hydroxypropyl methylcellulose (HPMC), hydroxypropyl-cellulose LF, solid polyoxyethylenglycols, such as PEG 6000 or PEG 20M, or polyvinyl pyrrolidone, or other pharmaceutically acceptable water soluble binders, such as for instance sugars.

The gas generating layer has to be covered by a layer being the outer layer of the floating generating system, and functioning as a barrier for the generated gas. Materials suitable for this outer, barrier layer are non-water soluble polymeric compounds like enteric coating polymers, such as for instance metacrylic esters co-polymers, hydroxypropyl methylcellulose acetate succinate (HPMCAS), and other non-water soluble polymers with incorporation of water soluble pore forming substances. Such pore forming substances are for instance sugars such as sucrose, or any of the water soluble polymers listed above. The expression water soluble refers to the definition of soluble including up to very soluble in the US Pharmacopoeia USP XXII (1990).

Suitable material for the separating layer optionally applied and acting as a buffer layer between the units and the inner layer of the floating generating system, are water soluble polymers, hydroxypropyl methylcellulose, or solid polyethylenglycols. The polymers are optionally in admixture with a suitable pH-buffering substance e.g. succinic acid or tartaric acid.

The two layers of the floating generating system according to the present invention can be applied by coating or layering procedures in a suitable equipment, such as in a fluidized bed, a coating granulator or in a coating pan. The amount of applied layers will depend on the product to be manufactured and the process conditions for the polymeric material used.
5 The units containing the pharmaceutically active compound can be manufactured according to different principles, such as described in for instance US 4,927,640 or WO96/01623 which documents hereby are incorporated by references.

10 The effervescent dosage forms contain, in addition to the units covered with the floating generating system, effervescent excipients, such as a source of carbon dioxide in combination with an acid, or other effervescent system known by a person skilled in the art. The effervescent excipients used in the dosage form according to the present invention must not interfere in a disadvantageous manner with the coated units in the prepared dosage
15 form. The buffering components of the effervescent excipients can generally be divided into two categories; a carbon dioxide source and an acidic component. The latter reacts in presence of water with the carbon dioxide source resulting in the development of carbon dioxide gas. The effervescent excipients may also include other excipients such as for instance binding agents, diluents, lubricants, disintegrating agents, surfactants, taste
20 improving agents, colorants or the like.

As carbon dioxide source can be used for instance alkali metal carbonates or bicarbonates, alkaline earth metal carbonates or bicarbonates, or other inorganic salts containing carbonate or bicarbonate ions. As acidic components suitable to incorporate in the dosage
25 form is effervescent excipients are preferably solid acidic compounds, such as for instance monosodium dihydrogen phosphate, or tartaric acid, citric acid and other weak organic acids.

The manufacture of the multiple unit effervescent dosage form according to the present invention can be done in the following manner by a process comprising the following
30 steps:

- a) forming a unit comprising a pharmaceutically active compound,
- b) optionally covering the unit of step a) with a buffering and separating layer,
- c) covering the unit of step a) or step b) with a gas generating layer,
- d) covering the coated unit of step c) with a barrier layer,
- 5 e) mixing a plurality of the units prepared in step d) with effervescent excipient, and
- f) either filling the mixture into a sachet or compressing the mixture into a tablet form.

The effervescent dosage forms according to the invention are suitable for oral administration. The dose, and dose frequency, will depend on the nature and severity of the disease to be treated. The dose may also vary according to the age, body weight, and
10 response of the individual patient. Children and patients with liver diseases as well as patients under long term treatment will generally benefit from doses that are somewhat lower than the average.

15 The invention is described more in detail by the following non- limiting examples and the accompanying drawings.

Example 1.

20 Effervescent tablet comprising pellets of metoprolol succinate with extended release. Tablet strength 95 mg metoprolol succinate.

Principle.

Extended release metoprolol succinate (MSER) pellets were coated with two additional
25 layers, i.e. the floating generating system, providing a floating effect to the pellets when exposed for an acidic solution. The first layer comprises sodium bicarbonate as a gas source, and the second layer is utilised as a barrier layer binding the generated carbon dioxide gas bubbles in the prepared pellets. These metoprolol succinate floating extended release (MSFER) pellets was compressed with an effervescent tablet excipient granulate

into a tablet. When the tablet is dissolved in a glass of water, an effervescent solution is obtained. The resulting solution of the effervescent dispersion had a pH value of about 5.

Preparation of metoprolol succinate-ER (MSER) pellets

5

A solution of metoprolol succinate (126 kg dissolved in 210 kg water) was spray-crystallised on SiO₂ -cores (30 kg) in a fluidized bed. The obtained pellets had a metoprolol succinate content of approximate 800 mg/g.

10 These metoprolol succinate units/cores were coated with an extended release film coating solution in a fluidized bed as described below.

Preparation of coated cores:

metoprolol succinate cores	10.0	kg
----------------------------	------	----

15

Composition of extended release solution:

ethyl cellulose 10 cps	4.2	kg
------------------------	-----	----

hydroxypropyl cellulose LF	1.3	kg
----------------------------	-----	----

ethanol 95% (w/v)	26.8	kg
-------------------	------	----

20

The MSER pellets are prepared as described in US 4,927,640 hereby incorporated in a whole by reference.

Preparation of metoprolol succinate floating ER (MSEER) pellets

25

MSER pellets prepared according to above	200	g
--	-----	---

Composition of bicarbonate solution for gas generating layer:

hydroxypropyl methylcellulose 6 cps	16	g
-------------------------------------	----	---

30 sodium bicarbonate	64	g
-----------------------	----	---

water purified 800 g

The MSER pellets were coated with the bicarbonate solution in a Wurster equipped fluidized bed. The obtained product was then further coated in the same equipment
5 with a second additional layer providing a barrier for the generated gas.

MSER pellets layered with bicarbonate 100 g

Composition of barrier layer:

10 hydroxypropyl methylcellulose acetate succinate LF 10.0 g
polyethylene glycol 400 2.0 g
methanol anhydrous 210 g

The content of metoprolol succinate in the obtained MSFER pellets was 366 mg/g pellets.
15

Preparation of metoprolol succinate effervescent extended release tablets

	mg/tablet
20 MSFER pellets prepared according to above	260
citric acid anhydrous	519
sodium bicarbonate	382
polyvinylpyrrolidone (=PVP) K-25	34
25 sorbitol	600
sodium carbonate anhydrous	30
sodium laurylsulphate	1.5
sodium stearyl fumarate	14
ethanol 99.5%	516
30 water	58

The citric acid and sodium bicarbonate was granulated with a solution of the PVP dissolved in a mixture of the ethanol and the water.

- 5 The granules were dried at 55°C over night on trays in a drying cabinet. The granules were milled with a conical sieve mill having 1.14 mm openings.

In a suitable mixer the sodium stearyl fumarate, sodium laurylsulphate, sodium carbonate and the sorbitole was mixed to homogeneity. Thereafter, the milled granules of citric acid and sodium bicarbonate were admixed and finally also the MSFER pellets .

Tablets with a weigh of 1840 mg and containing 95 mg of metoprolol succinate were compressed on a tableting machine equipped with 20 mm in diameter flat punches with bevelled edge.

15

Test of tablets.

Dissolution rate of metoprolol succinate from the tablets was measured in 500 ml phosphate buffer pH 6.8, 37°C, using USP dissolution apparatus 2 (paddle), operated at 100 r.p.m.

20

The dissolution of metoprolol succinate from the effervescent tablet, average 4, is shown in Figure 3.

Floating behaviour

Comparison of pellets with and without a floating generating system.

	MSER (from Ex. 1.)	MSFER (with) (from Ex. 1.)
Density *	1.28 g/ml	1.35 g/ml
Test in buffer pH 5	all are sinking	after 15-20 sec. all are floating

- 5 *Micromeritics multivolume pycnometer 1305 operated with helium.
(Gasadsorption according to B.E.T.)

Example 2.

- 10 Effervescent tablet comprising enteric coated omeprazole pellets. Tablet strength 20 mg omeprazole.

Principle.

- 15 Omeprazole enteric coated (OEC) pellets were coated first with a buffering and separating layer, and then with two additional layers, i.e. the floating generating system, described in Example 1. These omeprazole floating enteric coated (OFEC) pellets were then compressed with an effervescent excipient granulate into a tablet. When the tablet was dissolved in a glass of water the resulting effervescent solution had a pH value around 5.

- 20 Manufacture of OEC pellets were done according to principles described in WO96 /01623.

Omeprazole enteric coated (OEC) pellets.

Preparation of cores:

	Magnesium omeprazole	10.3 kg
5	Sugar sphere seeds	10.3 kg
	Hydroxypropyl methylcellulose	1.5 kg
	Purified water	31 kg

Separating layer:

10	Cores from above	12.0 kg
	Hydroxypropyl cellulose	1.2 kg
	Talc	2.1 kg
	Magnesium stearate	0.17 kg
	Purified water	24 kg

15

Enteric coating layer:

	Pellets covered with separating layer	12.0 kg
	Methacrylic acid copolymer*	5.3 kg
	Triethyl citrate	1.6 kg
20	Mono- and diglycerides	0.3 kg
	Polysorbate 80	0.03 kg
	Purified water	17.5 kg

*Charged as a 30% dispersion (17.6 kg) containing this amount of polymer.

25 Over-coating layer:

(applied directly after enteric coating layer without discharge of material)

	Hydroxypropyl methylcellulose	0.24 kg
	Magnesium stearate	0.007 kg
	Purified water	4.8 kg

30

Omeprazole floating enteric coated (OFEC) pellets

	Buffering and separating layer:		
	OEC pellets according to above	100	g
5	Hydroxypropyl methylcellulose	4.5	g
	Citric acid	4.2	g
	Purified water	94	g
	Ethanol 95 %(w/v)	94	g
10	Gas generating layer:		
	OEC-pellets with buffering separating layer	100	g
	Hydroxypropyl methylcellulose	2.5	g
	Sodium bicarbonate	10	g
	Purified water	125	g
15	Gas-barrier layer;		
	Pellets with gas generating layer	100	g
	Hydroxypropyl methylcellulose acetate succinate LF	10	g
	Polyethylene glycol 400	2	g
20	Methanol anhydrous	210	g

The content of omeprazole in the obtained OFEC pellets was 158 mg/g pellets. Test of acid resistance as described in WO 96/01623 showed that 95% of the omeprazole content was intact after 2 hours exposure to 0.1 M HCl.

Omeprazole effervescent tablets 20 mg containing effervescent EC pellets

For 500 tablets the following ingredients were used;

	<u>grams</u>
5 OFEC pellets	63.5
Citric acid anhydrous	302.5
Mannitol pwd	150
Aspartam	15.0
10 Polyvinylpyrrolidone (=PVP)	3.5
Riboflavine	0.15
Ethanol 99.5%	40
15 Sodium laurylsulphate	0.4
Sodium stearyl fumarate	5
Sodium bicarbonate	244.5
Essence orange pwd	1.5

20 The mannitol, citric acid and aspartam were granulated with a solution of the PVP in the ethanol in which the colorant riboflavin had been added.

The wet mass was dried in a fluid bed drier. The granules obtained were milled to pass a 1.0 mm sieve.

25

A premix consisting of the sodium laurylsulphate, sodium stearyl fumarate, essence orange and the OFEC pellets was mixed in a turbula mixer.

Final mixing was performed in a Kenwood mixer where the premix, the citric acid containing granules and the sodium bicarbonate were mixed to homogeneity. The final mixing time was 3 minutes.

- 5 Compression to tablets was done on a tableting machine equipped with punches giving 20 mm diameter flat tablets with bevelled edges. Tablet weight was 1572 mg.

Test of tablets.

- 10 One effervescent tablet dissolved in 100 ml of purified water was observed. The result shows that after the effervescence was completed the OFEC pellets are floating for a couple of minutes.

Floating behaviour

15

Comparison of pellets with and without floating generating system.

	OEC (from Ex. 2.)	OFEC (with) (from Ex. 2.)
Density	g/ml 1.25*	g/ml 1.29*
Test in solution obtained by dissolving the ingredients of one tablet excluding the pellets in 100 ml aq. Purif. (Density = 1.00 g/ml)	all are sinking	after 15-29 sec. all are floating

- 20 *Micromeritics multivolume pycnometer 1305 operated with helium.
(Gasadsorption according to B.E.T.)

It is obvious that the floating not is achieved as an effect of that the density of the liquid is higher than the density of the OFEC pellet (before exposure to the liquid).

5 Example 3.

Effervescent tablets comprising enteric coated units of the (-)-enantiomer of omeprazole.

The tablets were manufactured as described in Example 2. Magnesium salt of the (-)-
10 enantiomer of omeprazole was used instead of magnesium omeprazole in tablets prepared according to example 2.

Example 4.

15 Sachet containing omeprazole 20 mg as floating enteric coated pellets in an effervescent mixture.

Principle.

The omeprazole floating enteric coated (OFEC) pellets prepared as described in example 2
20 were filled together with effervescent excipients in a sachet.

One sachet contained

	<u>mg</u>
OFEC pellets	127
25 Citric acid anhydrous	605
Mannitol pwd	300
Aspartam	30
Polyvinylpyrrolidone (=PVP)	7
30 Riboflavine	0.3

21

Sodium laurylsulphate	0.8
Sodium stearyl fumarate	10
Sodium bicarbonate	489
Essence orange pwd	3

5

The mannitol, citric acid and aspartam were granulated in the same way and amounts as described in example 2 giving milled citric acid containing granules.

10 A premix consisting of the sodium laurylsulphate, sodium stearyl fumarate, essence orange and the sodium bicarbonate was mixed in a turbula mixer.

Final mixing was performed in a Kenwood mixer, where the premix and the citric acid containing granules were mixed to homogeneity. The final mixing time was 3 minutes.

15 The sachets were first filled with the OFEC pellets, 127 mg, and then with the mixture of the effervescent components, 1445 mg.

Floating behaviour

20 The content of one sachet dispersed into 100 ml of purified water was observed. The result showed that after the effervescence was completed (approx. 20 seconds) the OFEC pellets were floating and after another couple of minutes they are still floating.

Example 5.

25 Lansoprazole floating enteric coated pellets.

Principle.

Lansoprazole enteric coated (LEC) pellets were coated first with a buffering separating layer and then with two additional layers, i.e. the floating generating system, described in

earlier examples (for instance Example 1), thus giving lansoprazole floating enteric coated (LFEC) pellets.

Lansoprazole enteric coated (LEC) pellets

5

Preparation of cores:

	Lansoprazole	400	g
	Non-pareil cores	400	g
	Hydroxypropyl methylcellulose	80	g
10	Sodium laurylsulphate	3	g
	Water purified	1360	g

Separating layer:

	Core material (acc. to above)	100	g
15	Hydroxypropyl methylcellulose	9	g
	Polyethyleneglycol 6000	1	g
	Talc	18	g
	Ethanol 95%	250	g
	Water purified	250	g

20

Enteric coating layer:

	Coated pellets (acc. to above)	100	g
	Hydroxypropyl methylcellulose phtalate	39.9	g
	Acetyltributyl citrate	8	g
25	Cetanol	2.1	g
	Ethanol 95%	162	g
	Acetone	378	g

Suspension layering was performed in a fluid bed apparatus. Lansoprazole was sprayed
30 onto inert non-pareil cores from a water suspension containing the dissolved binder.

The prepared core material was coated with a separating layer in a Wurster equipped fluid bed apparatus with the talc suspended in a HPMC solution.

- 5 Enteric coating was performed in the same equipment with a solution in organic solvents of the materials forming the enteric layer.

The enteric coated pellets were coated with a buffering and separating layer and the two layers forming the floating generating system, as described in example 2. The prepared
10 floating enteric coated pellets were mixed with an effervescent granulate and filled into a sachet, as described in example 4.

Example 6.

- 15 Effervescent tablets comprising furosemid floating extended release pellets. Tablet strength 60 mg furosemid.

Principle.

Furosemid extended release (FER) pellets were coated with two additional layers, i.e. the
20 floating generating system, together achieving a floating effect on the pellets when exposed for an acidic solution. The first layer comprises sodium bicarbonate as a gas source and the second layer is functioning as a gas barrier. The furosemid floating ER (FFER) pellets were then directly compressed with excipient into an effervescent tablet. When the tablet is
25 dissolved in a glass of water, the effervescence results in a solution with a pH value around 4.

Furosemid extended release (FER) pellets

Furosemid cores were prepared by spray coating 3.0 kg of silicon dioxide particles with a suspension of 3.0 kg furosemid in a PVP/water solution (1.5 kg PVP + 5.6 kg water) in a fluidized bed coater.

Extended release layer:

	Cores prepared as described above	700 g
	Hydroxypropyl cellulose	105 g
10	Ethylcellulose	245 g
	Ethanol 95%	3048 g

The extended release layer was applied in a Wurster equipped fluidized bed.

Particle size of the pellets obtained varied between 0.25 mm to 0.71 mm .

A more detailed description is given in WO 96/01621.

Furosemid floating extended release (FFER) pellets

Gas generating layer:

20	FER pellets according to above	200 g
	Hydroxypropyl methylcellulose	20 g
	Sodium bicarbonate	80 g
	Purified water	1000 g

25 Gas-barrier layer:

	FER Pellets with gas -source layer	100 g
	Hydroxypropyl methylcellulose acetate succinate LF	10 g
	Polyethylene glycol 400	2 g
	Methanol anhydrous	210 g

The FER pellets were coated with the bicarbonate solution in a Wurster equipped fluidized bed. The obtained product was then further coated with a second layer, i.e. the gas-barrier layer, in the same equipment. The FFER pellets were obtained.

5 Preparation of furosemid effervescent extended release tablet.

	<u>mg/tabl.</u>
FFER pellets prepared acc. to above	373
KHCO ₃	490
10 Tartaric acid	650
Sorbitol	400
Sodium stearyl fumarate	0.5
Sodium laurylsulphate	1.0

15 First all excipients were thoroughly mixed. Thereafter the FFER pellets were added and mixing completed.

Flat tablets, 20 mm in diameter having bevelled edge, were compressed on a tableting machine. Tablet weight was 1914 mg.

20

Test of tablet.

Dissolution rate of furosemid from the tablet was measured in 1 000 ml phosphate buffer pH 6.8, 37 C, using USP dissolution apparatus 2 (paddle), operating at 100 r.p.m.

25

The dissolution of furosemid from the effervescent tablet, average 3, is shown in Figure 4.

Floating behaviour

Comparison of pellets with and without a floating generating layer.

	FER (from Ex. 6.)	FFER (with) (from Ex. 6.)
Density *	1.44 g/ml	1.52 g/ml
Test in buffer pH 5	all are sinking	after 15-20 sec. all are floating

*Micromeritics multivolume pycnometer 1305 operated with helium.

5 (Gasadsorption according to B.E.T.)

Claims

1. An effervescent dosage form comprising effervescent excipients and a plurality of individual units comprising a pharmaceutically active compound and optionally
5 pharmaceutically acceptable excipients wherein the units are provided with a floating generating system comprising at least two coating layers, one of which is a gas generating layer and the other layer is a barrier layer enclosing the generated gas.
2. An effervescent dosage form according to claim 1, wherein the gas generating layer is
10 applied under the barrier layer.
3. An effervescent dosage form according to claim 1, wherein the gas generating layer comprises a water soluble binding agent and a carbon dioxide generating compound.
- 15 4. An effervescent dosage form according to claim 3, wherein the carbon dioxide generating compound is a carbonate or a bicarbonate.
5. An effervescent dosage form according to claim 1, wherein the gas generating layer comprises a water soluble binding agent and an oxygen generating compound.
20
6. An effervescent dosage form according to claim 1, wherein the barrier layer comprises a non-water soluble polymer and optionally a water soluble pore forming substance.
7. An effervescent dosage form according to claim 1, wherein the individual units
25 comprises a separating layer applied under the gas generating layer separating the unit from the floating generating system.
8. An effervescent dosage form according to claim 1, wherein the pharmaceutically active compound is a proton pump inhibitor.

9. An effervescent dosage form according to claim 1, wherein the proton pump inhibitor is selected from the group of omeprazole, a pharmaceutically acceptable salt of omeprazole, the single enantiomers of omeprazole, and an alkaline salt of the single enantiomers of omeprazole.
- 5
10. An effervescent dosage form according to claim 1, wherein the pharmaceutically active compound is a beta blocking agent.
11. An effervescent dosage form according to claim 10, wherein the beta blocking agent is
10 metoprolol or a pharmaceutically acceptable salt thereof.
12. An effervescent dosage form according to claim 1, wherein the pharmaceutically active compound is a diuretic.
- 15 13. An effervescent dosage form according to claim 12, wherein the diuretic is furosemid or a pharmaceutically acceptable salt thereof.
14. An effervescent dosage form according to claim 1, wherein the dosage form is an
20 effervescent tablet comprising a plurality of individually coated units.
15. A floating generating system for a pharmaceutical multiple unit effervescent dosage form comprising two layers, wherein the inner layer comprises a water soluble binding agent and gas generating compound, and the other layer comprising a non-water soluble polymeric compound.
- 25
16. A process for the manufacture of a multiple unit effervescent dosage form comprising effervescent excipients and a plurality of units comprising a pharmaceutically active compound and optionally pharmaceutically acceptable excipients, wherein the process comprising the following steps:

- a) forming a unit comprising a pharmaceutically active compound and optional excipients
- b) optionally covering the unit of step a) with a separating layer,
- c) covering the unit of step a) or step b) with a gas generating layer,
- 5 d) covering the coated unit of step c) with a barrier layer,
- e) mixing a plurality of the units prepared in step d) with effervescent excipients, and
- f) filling the mixture into a sachet.

17. A process for the manufacture of a tableted multiple unit effervescent dosage form
10 comprising effervescent excipients and a plurality of units comprising a pharmaceutically active compound and optionally pharmaceutically acceptable excipients, wherein the process comprising the following steps:

- a) forming a unit comprising a pharmaceutically active compound, and optional excipients
- 15 b) optionally covering the unit of step a) with a separating layer,
- c) covering the unit of step a) or step b) with a gas generating layer,
- d) covering the coated unit of step c) with a barrier layer,
- e) mixing a plurality of the units prepared in step d) with tablet excipients, and
- f) compressing the mixture into a tablet form.

20

18. An effervescent dosage form as defined in claim 1 for use in medicine.

Fig. 1

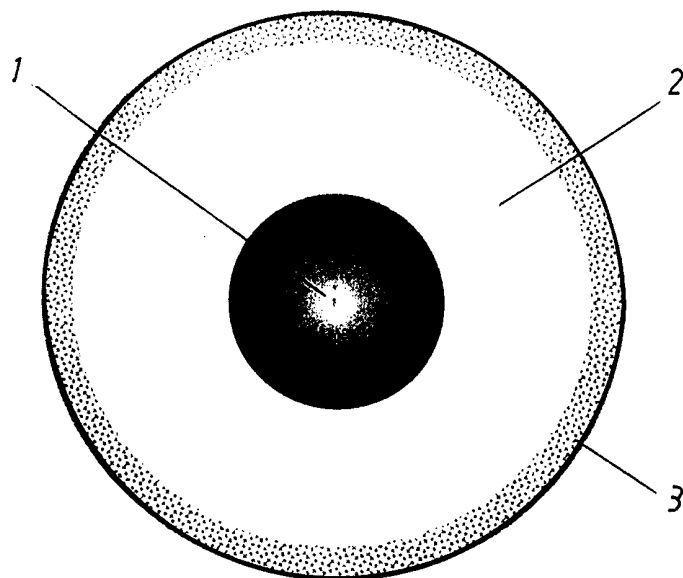
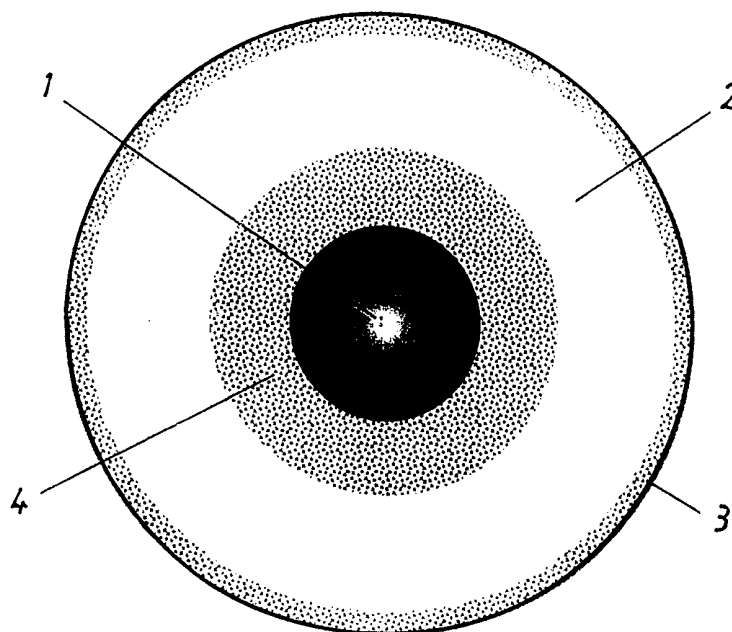


Fig. 2



2 / 2

Fig. 3

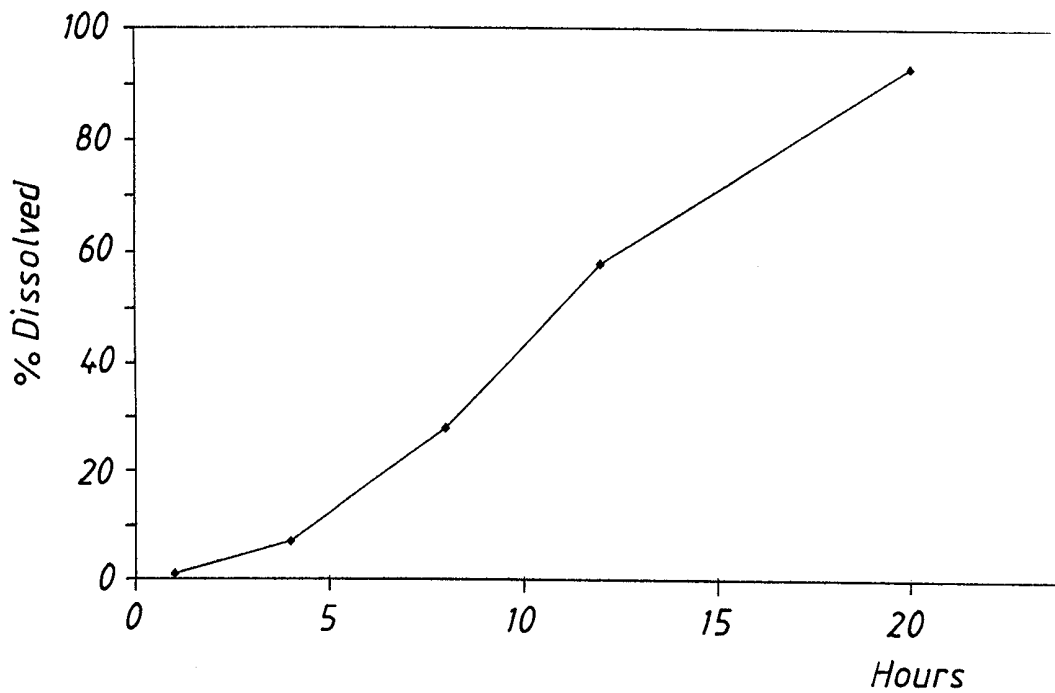
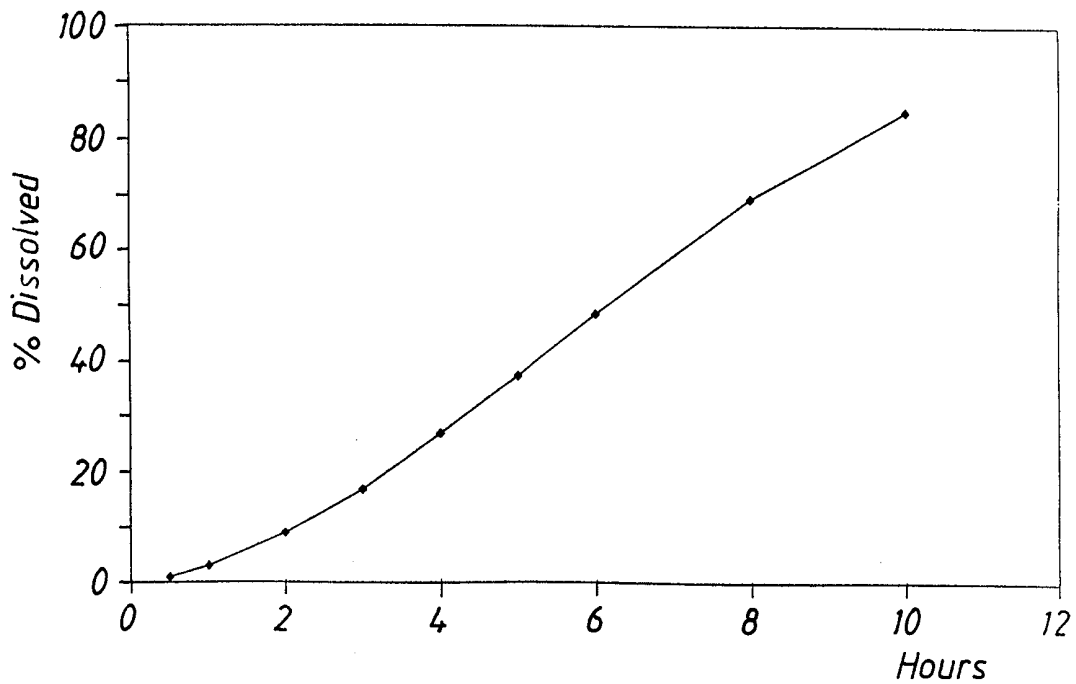


Fig. 4



INTERNATIONAL SEARCH REPORT

International application No.
PCT/SE 98/01209

A. CLASSIFICATION OF SUBJECT MATTER

IPC6: A61K 9/46, A61K 9/16, A61K 31/34, A61K 31/19, A61K 31/44
According to International Patent Classification (IPC) or to both national classification and IPC

B. FIELDS SEARCHED

Minimum documentation searched (classification system followed by classification symbols)

IPC6: A61K

Documentation searched other than minimum documentation to the extent that such documents are included in the fields searched

SE,DK,FI,NO classes as above

Electronic data base consulted during the international search (name of data base and, where practicable, search terms used)

WPI, PAJ, EMBASE

C. DOCUMENTS CONSIDERED TO BE RELEVANT

Category*	Citation of document, with indication, where appropriate, of the relevant passages	Relevant to claim No.
X	US 4844905 A (MASAKI ICHIKAWA ET AL), 4 July 1989 (04.07.89)	15
A	--	1-14,16-18
A	EP 0257310 A1 (BIO-DAR LTD.), 2 March 1988 (02.03.88), abstract, claims	1-18
	-- -----	



Further documents are listed in the continuation of Box C.



See patent family annex.

* Special categories of cited documents:

"A" document defining the general state of the art which is not considered to be of particular relevance

"E" earlier document but published on or after the international filing date

"L" document which may throw doubts on priority claim(s) or which is cited to establish the publication date of another citation or other special reason (as specified)

"O" document referring to an oral disclosure, use, exhibition or other means

"P" document published prior to the international filing date but later than the priority date claimed

"T" later document published after the international filing date or priority date and not in conflict with the application but cited to understand the principle or theory underlying the invention

"X" document of particular relevance: the claimed invention cannot be considered novel or cannot be considered to involve an inventive step when the document is taken alone

"Y" document of particular relevance: the claimed invention cannot be considered to involve an inventive step when the document is combined with one or more other such documents, such combination being obvious to a person skilled in the art

"&" document member of the same patent family

Date of the actual completion of the international search

6 October 1998

Date of mailing of the international search report

19-10-1998

Name and mailing address of the ISA:

Swedish Patent Office
Box 5055, S-102 42 STOCKHOLM
Facsimile No. +46 8 666 02 86

Authorized officer

Hampus Rystedt
Telephone No. +46 8 782 25 00

INTERNATIONAL SEARCH REPORT

Information on patent family members

27/07/98

International application No.

PCT/SE 98/01209

Patent document cited in search report	Publication date	Patent family member(s)	Publication date
US 4844905 A	04/07/89	CA 1288697 A DE 3774148 A EP 0235718 A,B SE 0235718 T3 ES 2051698 T JP 62195323 A	10/09/91 05/12/91 09/09/87 01/07/94 28/08/87
EP 0257310 A1	02/03/88	CA 1312283 A DE 3775858 A JP 2072113 A JP 2601660 B US 4710384 A	05/01/93 20/02/92 12/03/90 16/04/97 01/12/87