US 20020169831A1

(19) United States

(12) Patent Application Publication (10) Pub. No.: US 2002/0169831 A1

Lee et al. (43) Pub. Date: Nov. 14, 2002

(54) NETWORK CONFERENCING SYSTEM, EQUIPMENT MANAGEMENT METHOD AND DATA PRESENTATION METHOD

(75) Inventors: **Seikei Lee**, Saitama (JP); **Hideharu Fujiyama**, Chiba (JP); **Shuji Kurashige**, Tokyo (JP); **Masataro Yamaguchi**, Tokyo (JP); **Toru Miyake**, Tokyo (JP)

Correspondence Address:
Doyle B. Johnson
CROSBY, HEAFEY, ROACH & MAY
Suite 2000
Two Embarcadero Center
San Francisco, CA 94111 (US)

(73) Assignee: **Sony Corporation**

(21) Appl. No.: **10/042,502**

(22) Filed: **Jan. 8, 2002**

(30) **Foreign Application Priority Data**

May 10, 2001 (JP) PCT/JP01/03913

Publication Classification

(51) **Int. Cl.**[7] **G06F 15/16**

(52) **U.S. Cl.** **709/204**

(57) **ABSTRACT**

Various electronic equipments used in a network conferencing system are integrally managed and presentation is made in a simple manner. When each attendant electronic equipment becomes a chairman terminal having an equipment management function, it inquires the availability of an electronic equipment used for a conference, then obtains information related to an available equipment from a client control section of a conference management server, and determines whether the electronic equipment used for the conference is an output electronic equipment such as a projector or a generating electronic equipment such as a scanner. Thus, an icon display of the generating electronic equipment and an icon display of the output electronic equipment are provided while separating an area for the icon display of the generating electronic equipment and an area for the icon display of the output electronic equipment, by the display function of each attendant electronic equipment.

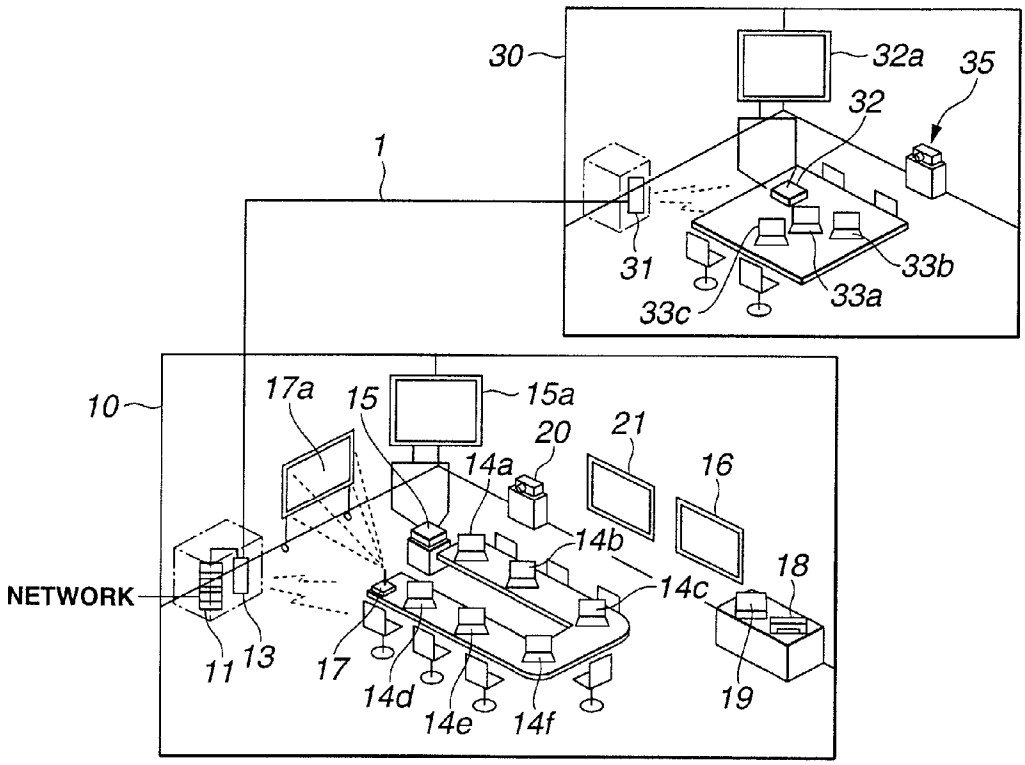

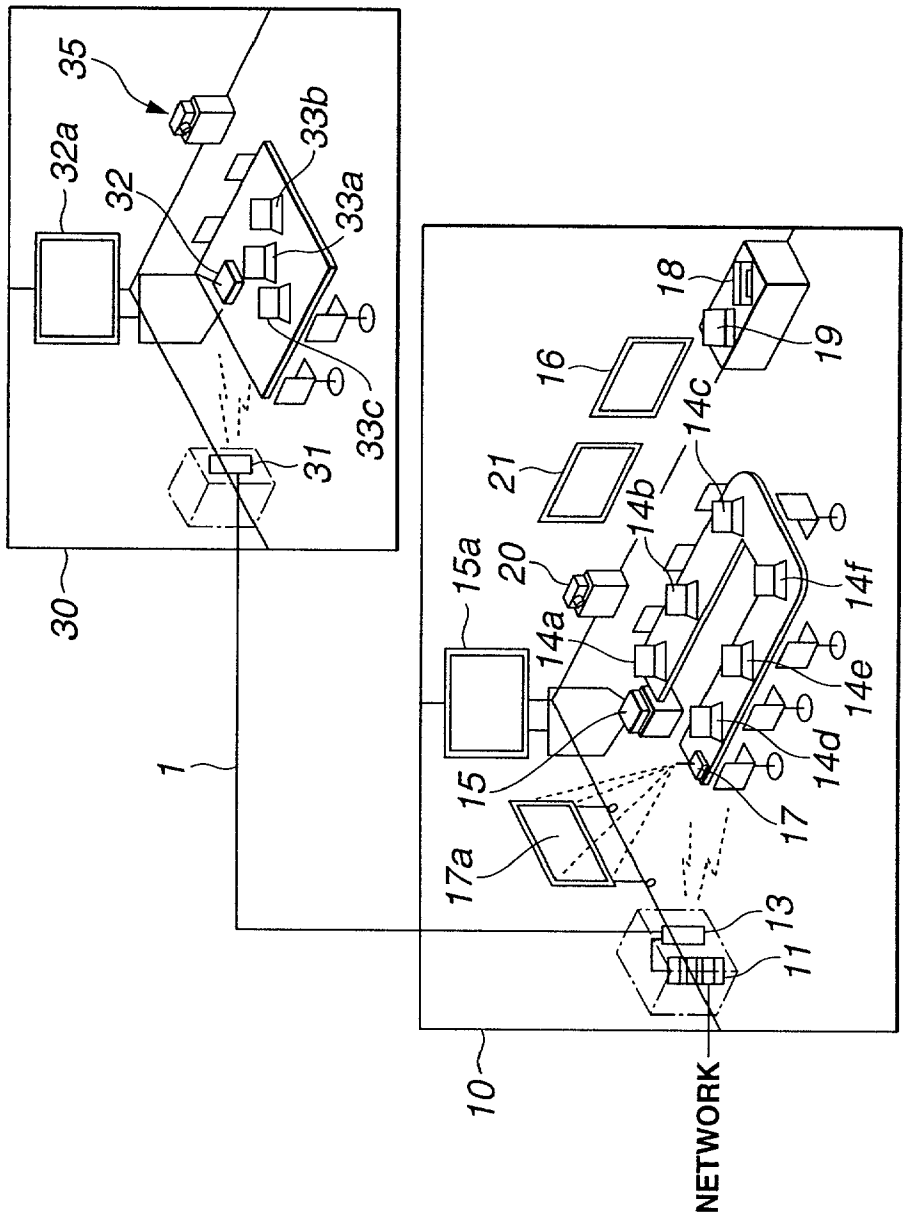
35
32a
32
33b
33a
33c
31
30
1
18
19
16
14c
21
14b
15a
20
14a
14f
14e
14d
15
17
17a
13
11
10
NETWORK

FIG.1

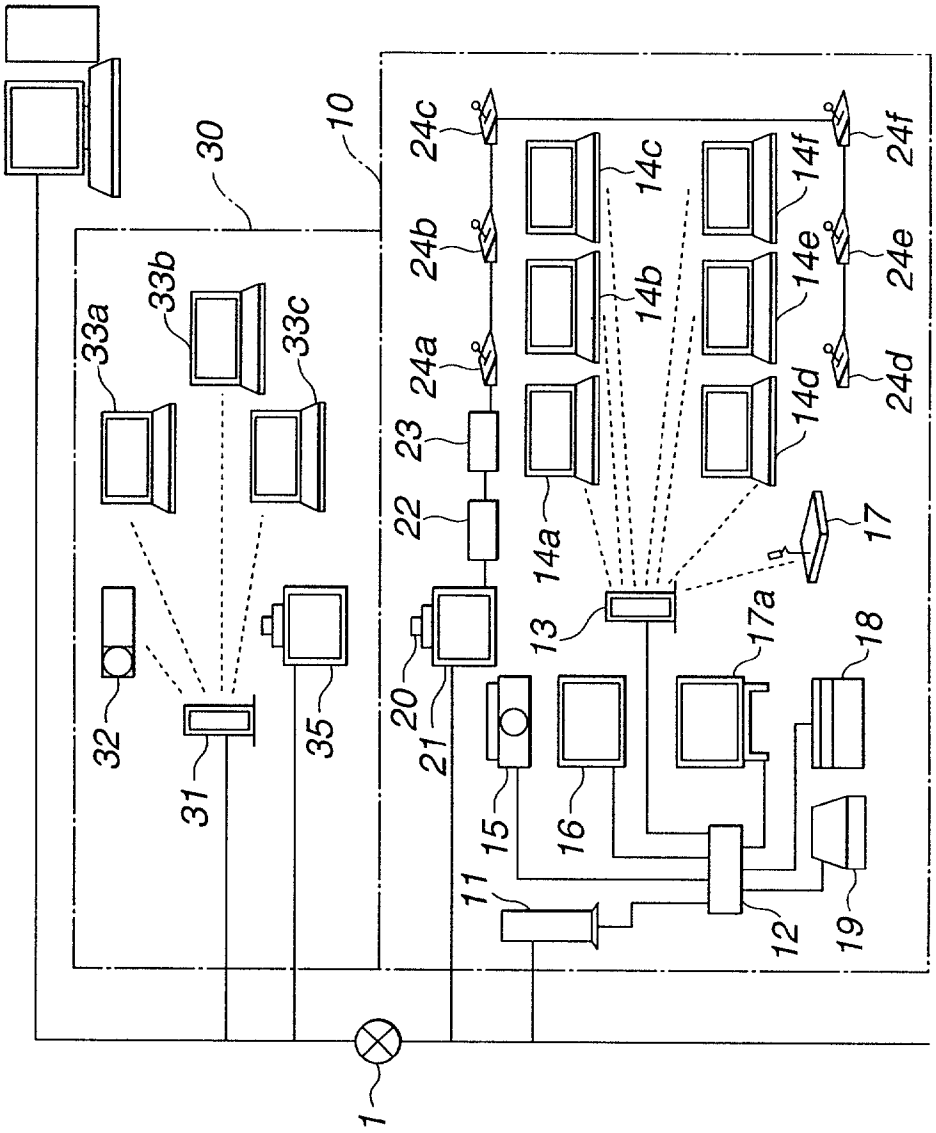
30
10
24c
24b
24a
23
22
20
21
33a
33b
33c
32
31
35
14a
14b
14c
14d
14e
14f
24d
24e
24f
13
17
17a
18
15
16
11
12
19
1

FIG.2

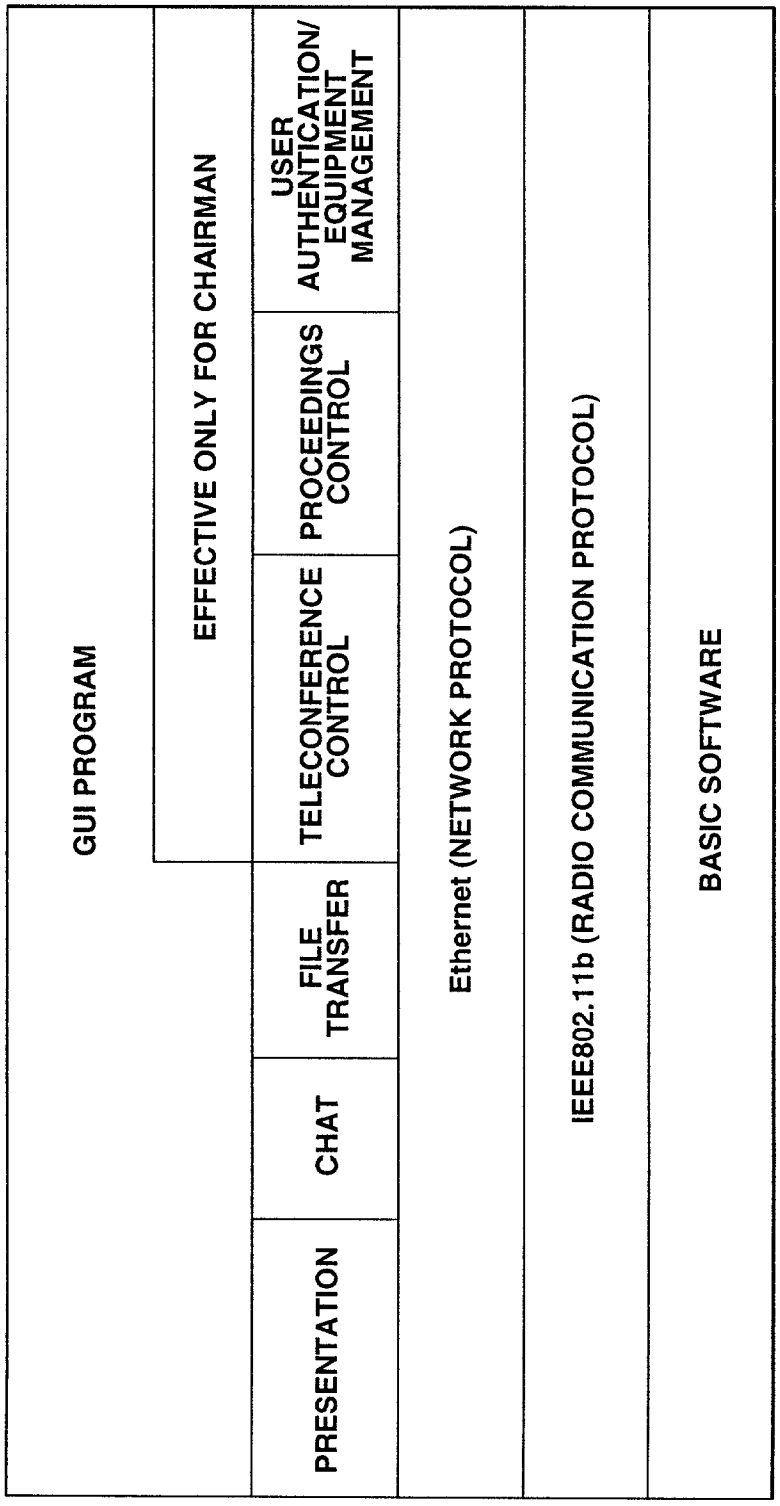
GUI PROGRAM
EFFECTIVE ONLY FOR CHAIRMAN
PRESENTATION
CHAT
FILE TRANSFER
TELECONFERENCE CONTROL
PROCEEDINGS CONTROL
USER AUTHENTICATION/ EQUIPMENT MANAGEMENT
Ethernet (NETWORK PROTOCOL)
IEEE802.11b (RADIO COMMUNICATION PROTOCOL)
BASIC SOFTWARE

FIG.3

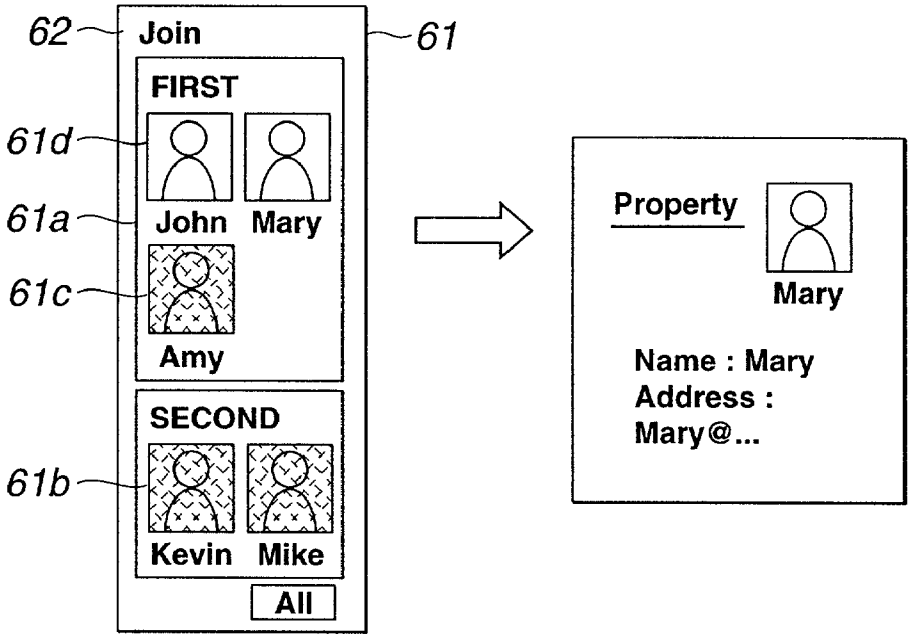

FIG.4A FIG.4B

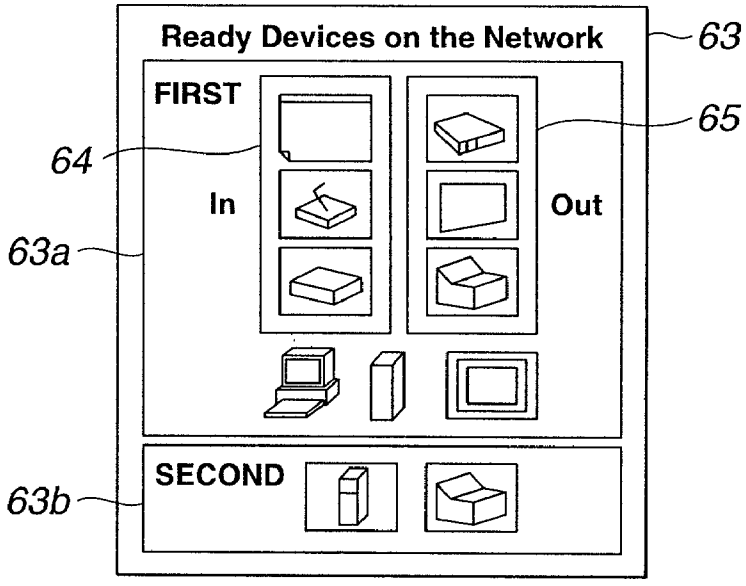

FIG.5

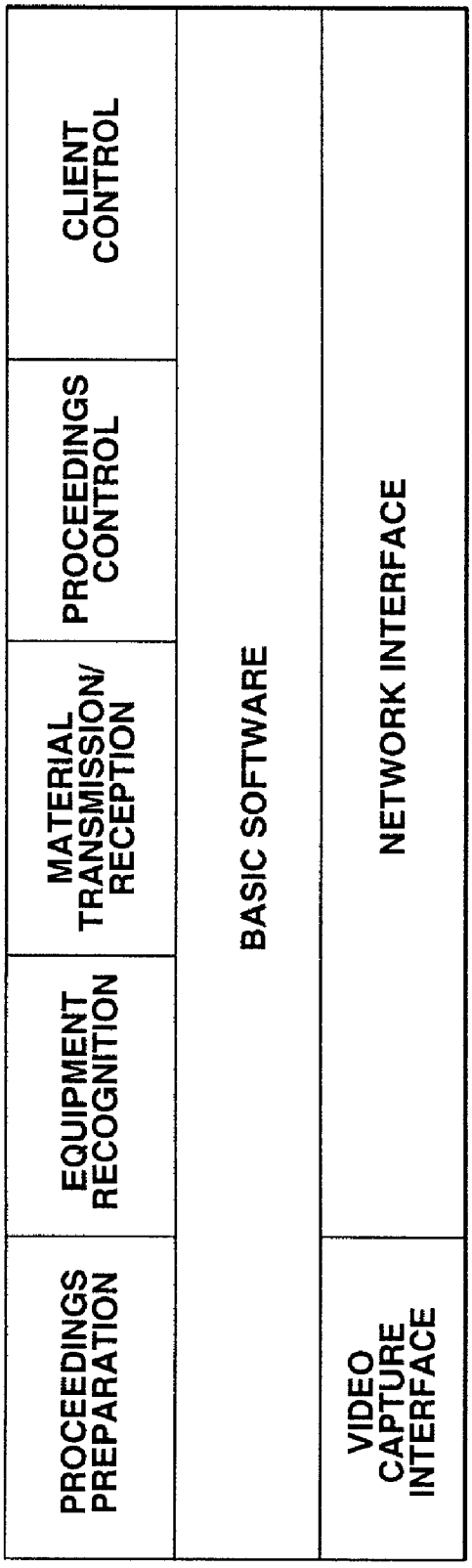
CLIENT CONTROL
PROCEEDINGS CONTROL
MATERIAL TRANSMISSION/ RECEPTION
EQUIPMENT RECOGNITION
PROCEEDINGS PREPARATION
BASIC SOFTWARE
NETWORK INTERFACE
VIDEO CAPTURE INTERFACE

FIG.6

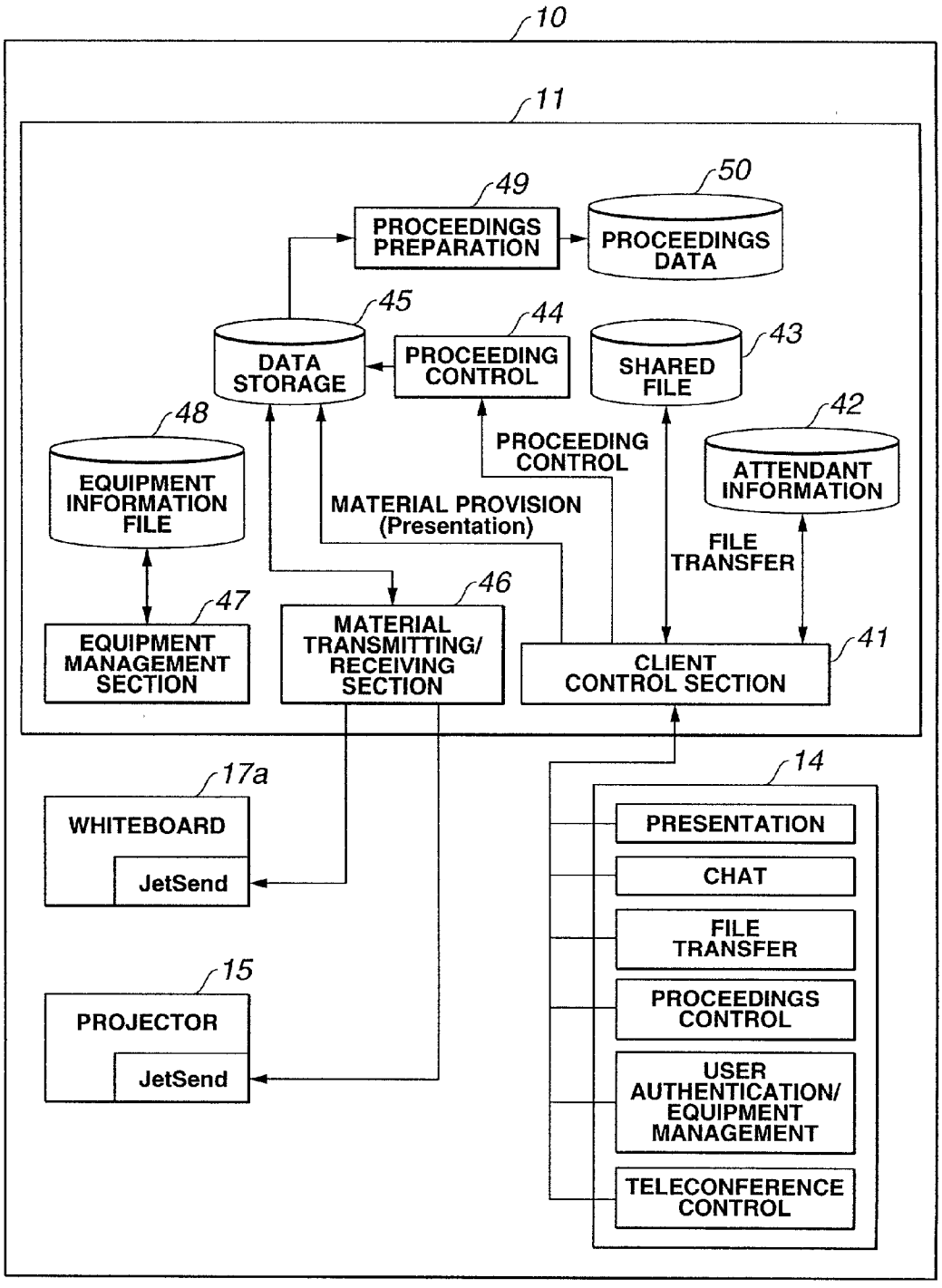
10
11
49
PROCEEDINGS PREPARATION
50
PROCEEDINGS DATA
45
DATA STORAGE
44
PROCEEDING CONTROL
43
SHARED FILE
48
EQUIPMENT INFORMATION FILE
42
ATTENDANT INFORMATION
PROCEEDING CONTROL
MATERIAL PROVISION (Presentation)
FILE TRANSFER
47
EQUIPMENT MANAGEMENT SECTION
46
MATERIAL TRANSMITTING/ RECEIVING SECTION
41
CLIENT CONTROL SECTION
17a
WHITEBOARD
JetSend
14
PRESENTATION
CHAT
FILE TRANSFER
PROCEEDINGS CONTROL
USER AUTHENTICATION/ EQUIPMENT MANAGEMENT
TELECONFERENCE CONTROL
15
PROJECTOR
JetSend

FIG.7

TYPE	MEANING	CONTENTS
01	SUBJECT	SUBJECT
02	DATE	YYYY/MM/DD
03	PLACE	MANE OF CONFERENCE ROOM
04	Chairman	Chairman NAME
05	Presenter	Presenter NAME
06	Attendant	Attendant NAME
10	CAPTURE OUTPUT	FILE NAME
11	PROJECTOR OUTPUT	OUTPUT FILE NAME (OUTPUT TO DEVICE)
12	···OUTPUT	OUTPUT FILE NAME
15	···INPUT	INPUT FILE NAME (INPUT TO DEVICE)
16	···INPUT	INPUT FILE NAME
20	MEMORANDUM	CONTENTS OF MEMORANDUM
99	END OF PRESENTATION	NONE

FIG.8

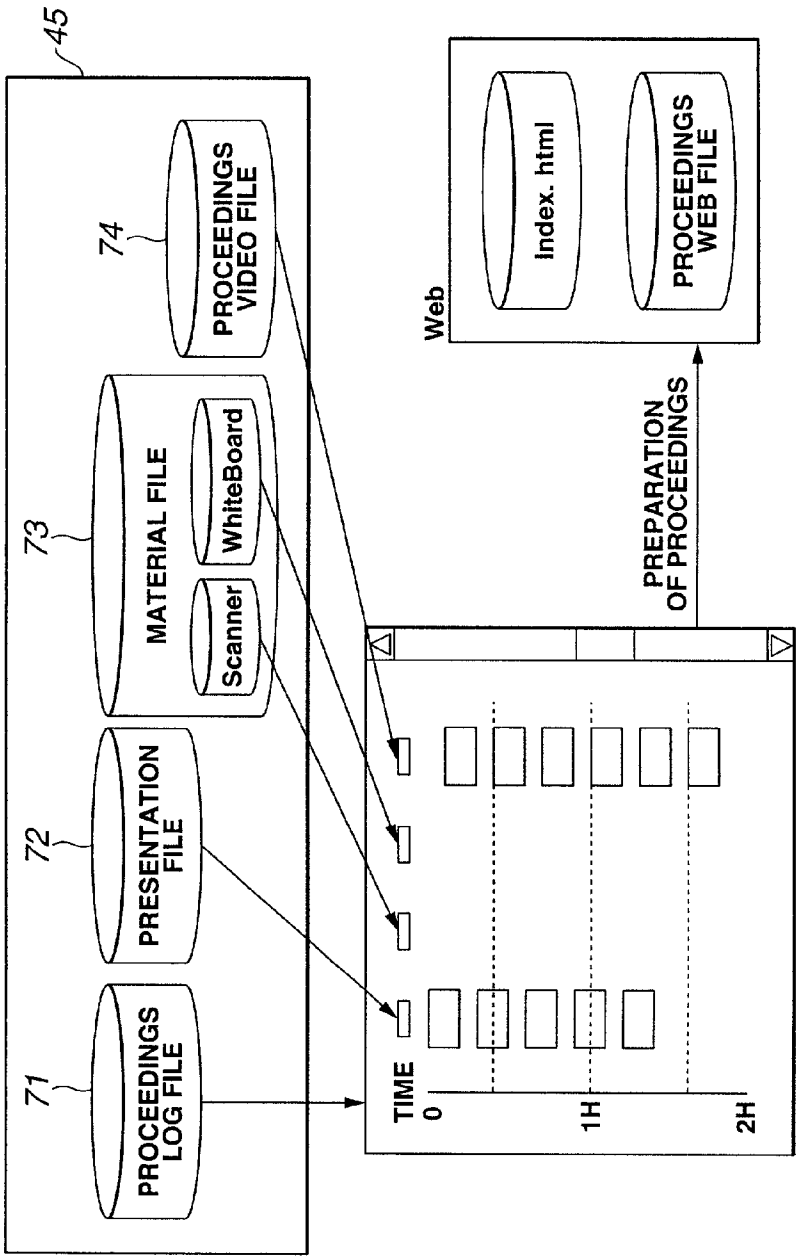
45
74
PROCEEDINGS VIDEO FILE
73
MATERIAL FILE
WhiteBoard
Scanner
72
PRESENTATION FILE
71
PROCEEDINGS LOG FILE
Web
Index. html
PROCEEDINGS WEB FILE
PREPARATION OF PROCEEDINGS
TIME
0
1H
2H

FIG.9

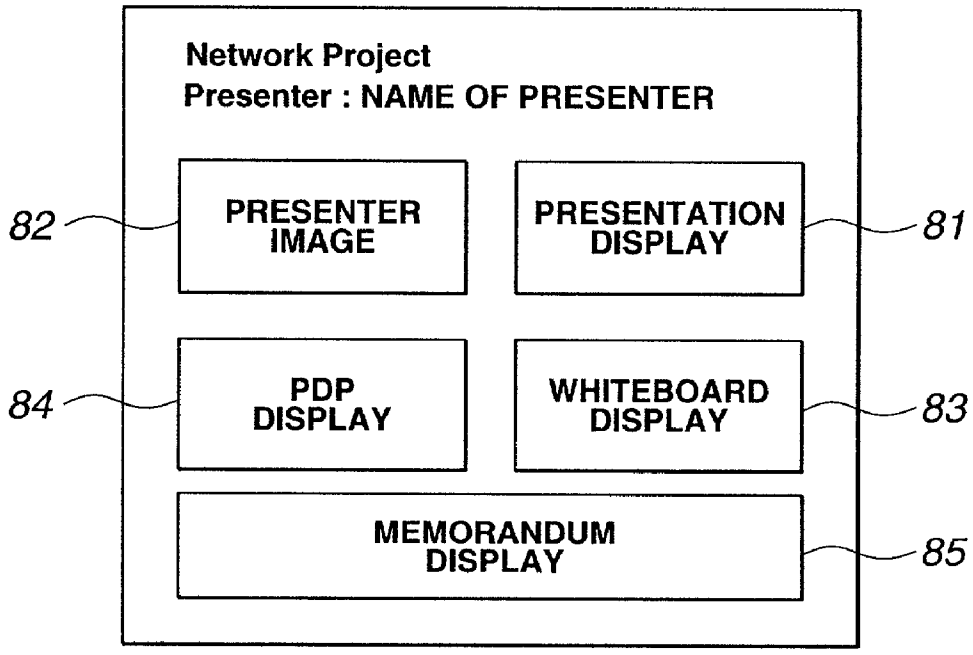
Network Project
Presenter : NAME OF PRESENTER
PRESENTER IMAGE
PRESENTATION DISPLAY
PDP DISPLAY
WHITEBOARD DISPLAY
MEMORANDUM DISPLAY
82
81
84
83
85

FIG.10

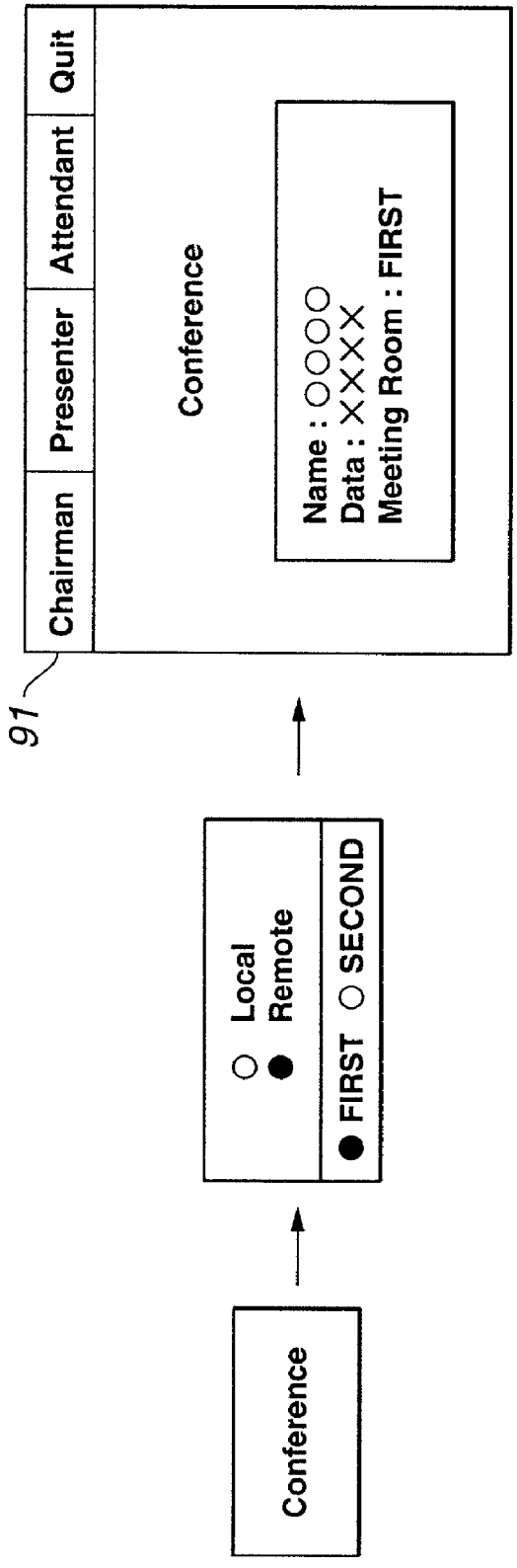

FIG.11A

FIG.11B

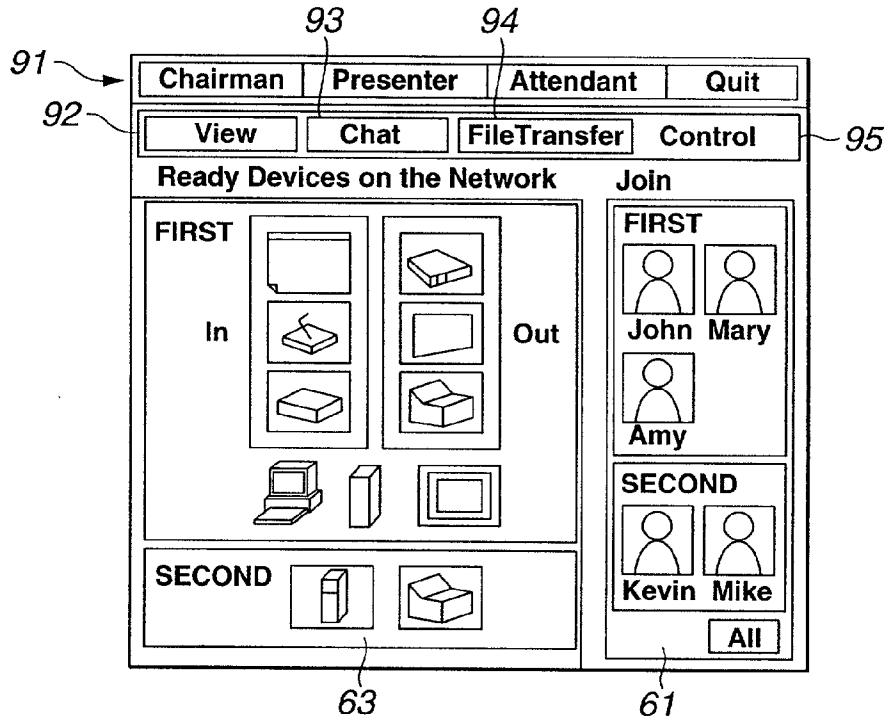
91
92
93
94
95
Chairman
Presenter
Attendant
Quit
View
Chat
FileTransfer
Control
Ready Devices on the Network
Join
FIRST
In
Out
SECOND
FIRST
John
Mary
Amy
SECOND
Kevin
Mike
All
63
61

FIG.12

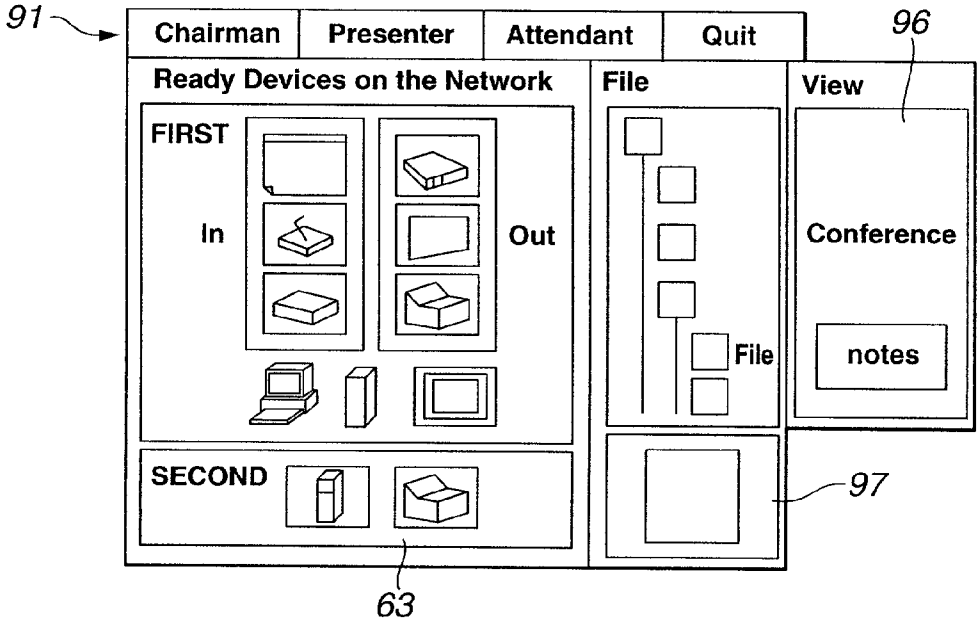
91
Chairman
Presenter
Attendant
Quit
96
Ready Devices on the Network
File
View
FIRST
In
Out
Conference
File
notes
SECOND
97
63

FIG.13

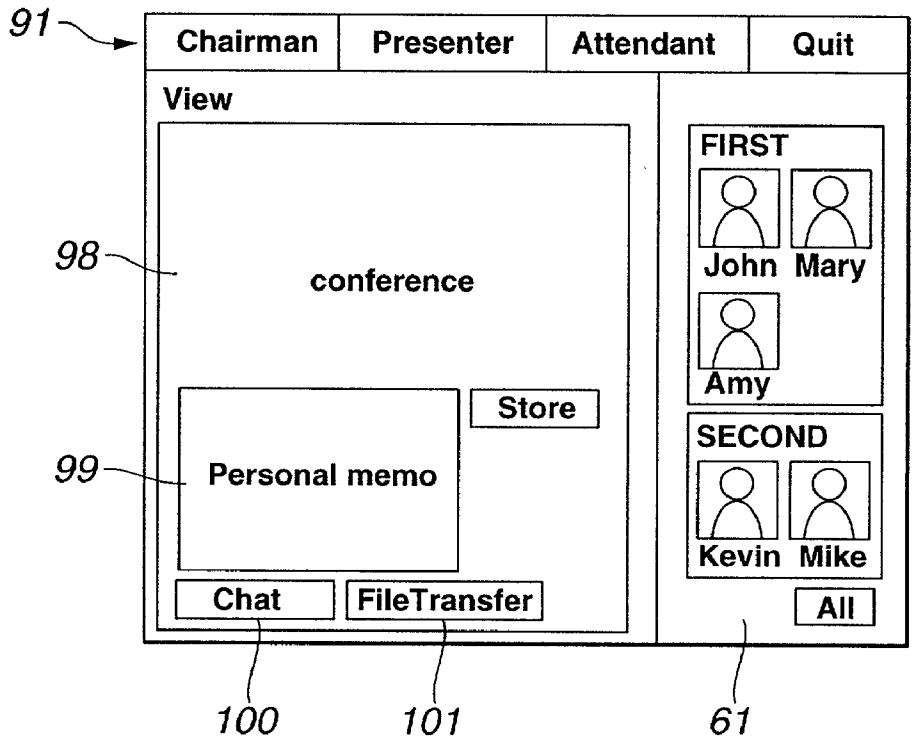
91
Chairman
Presenter
Attendant
Quit
View
98
conference
FIRST
John
Mary
Amy
Store
99
Personal memo
SECOND
Kevin
Mike
Chat
FileTransfer
All
100
101
61

FIG.14

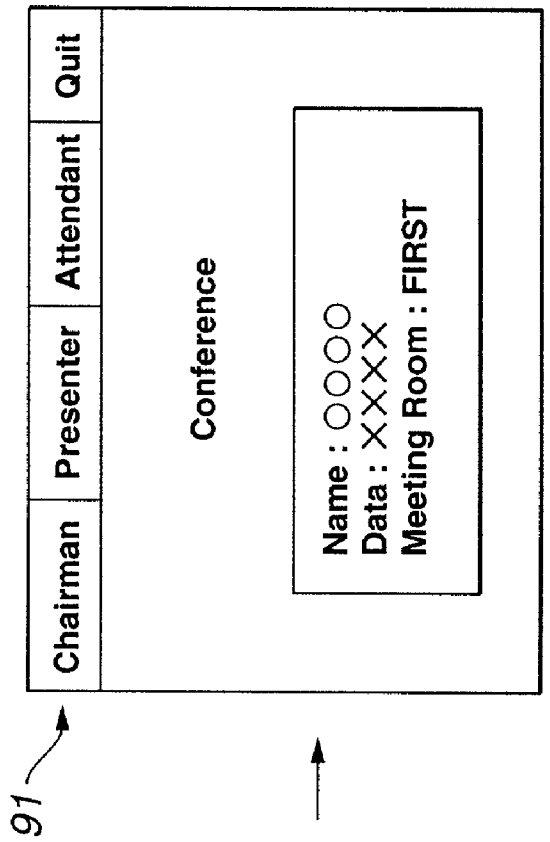

FIG.15B

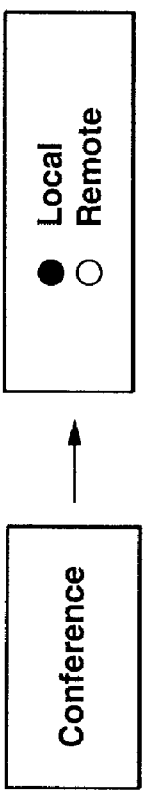

FIG.15A

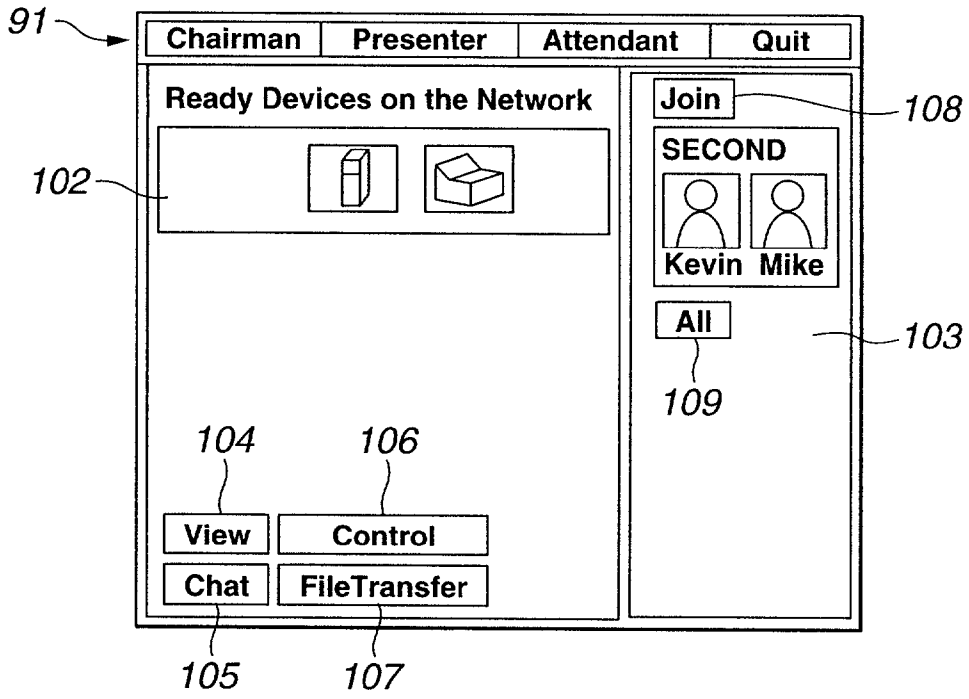
91
Chairman
Presenter
Attendant
Quit
Ready Devices on the Network
102
Join
108
SECOND
Kevin
Mike
All
103
109
104
106
View
Control
Chat
FileTransfer
105
107

FIG.16

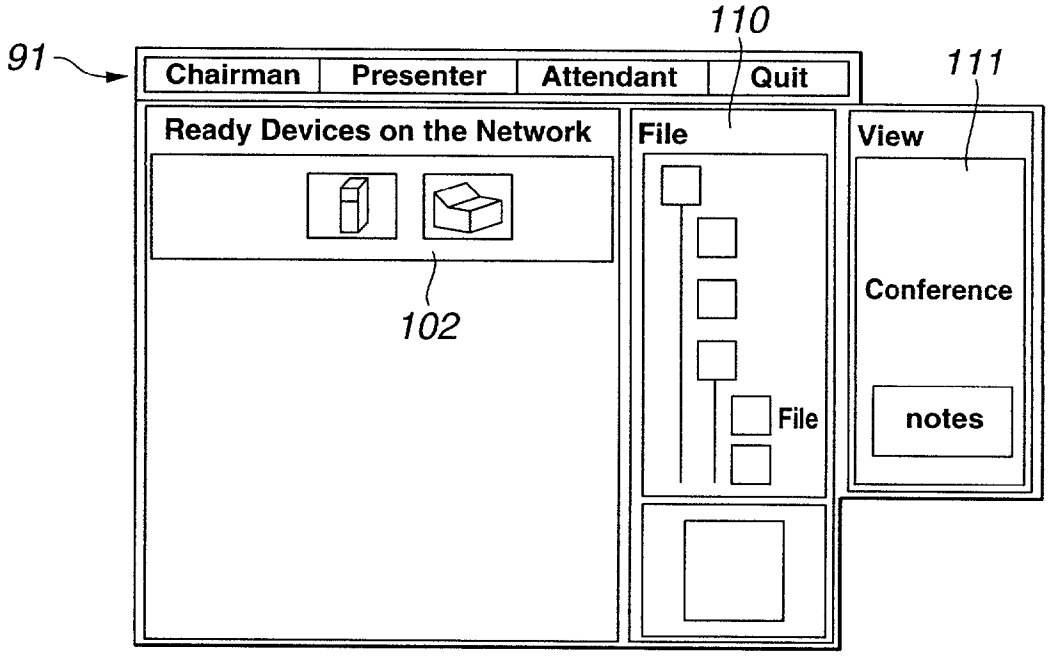
110
91
Chairman
Presenter
Attendant
Quit
111
Ready Devices on the Network
File
View
102
Conference
File
notes

FIG.17

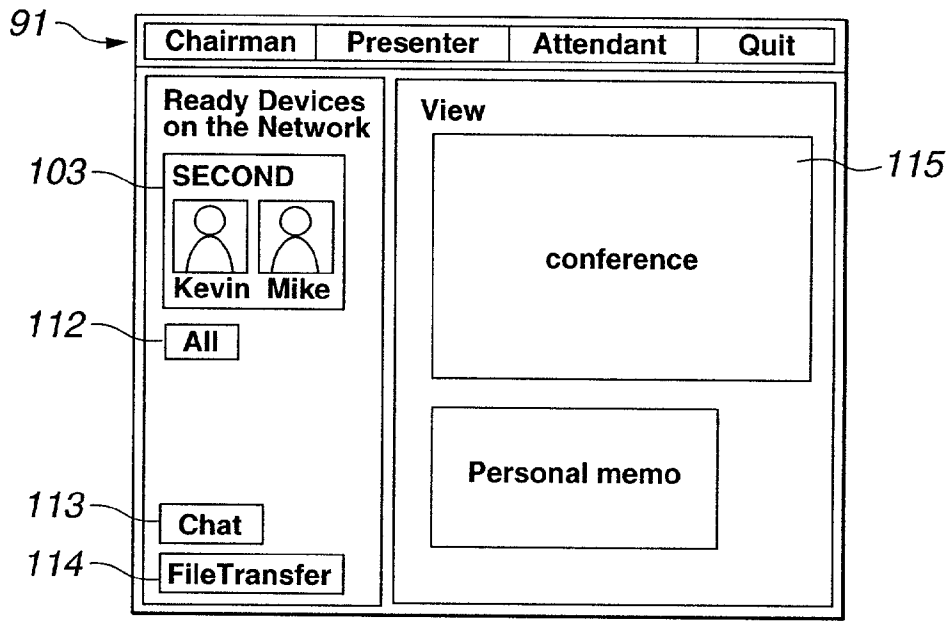
91
Chairman
Presenter
Attendant
Quit
Ready Devices on the Network
103
SECOND
Kevin
Mike
112
All
113
Chat
114
FileTransfer
View
115
conference
Personal memo

FIG.18

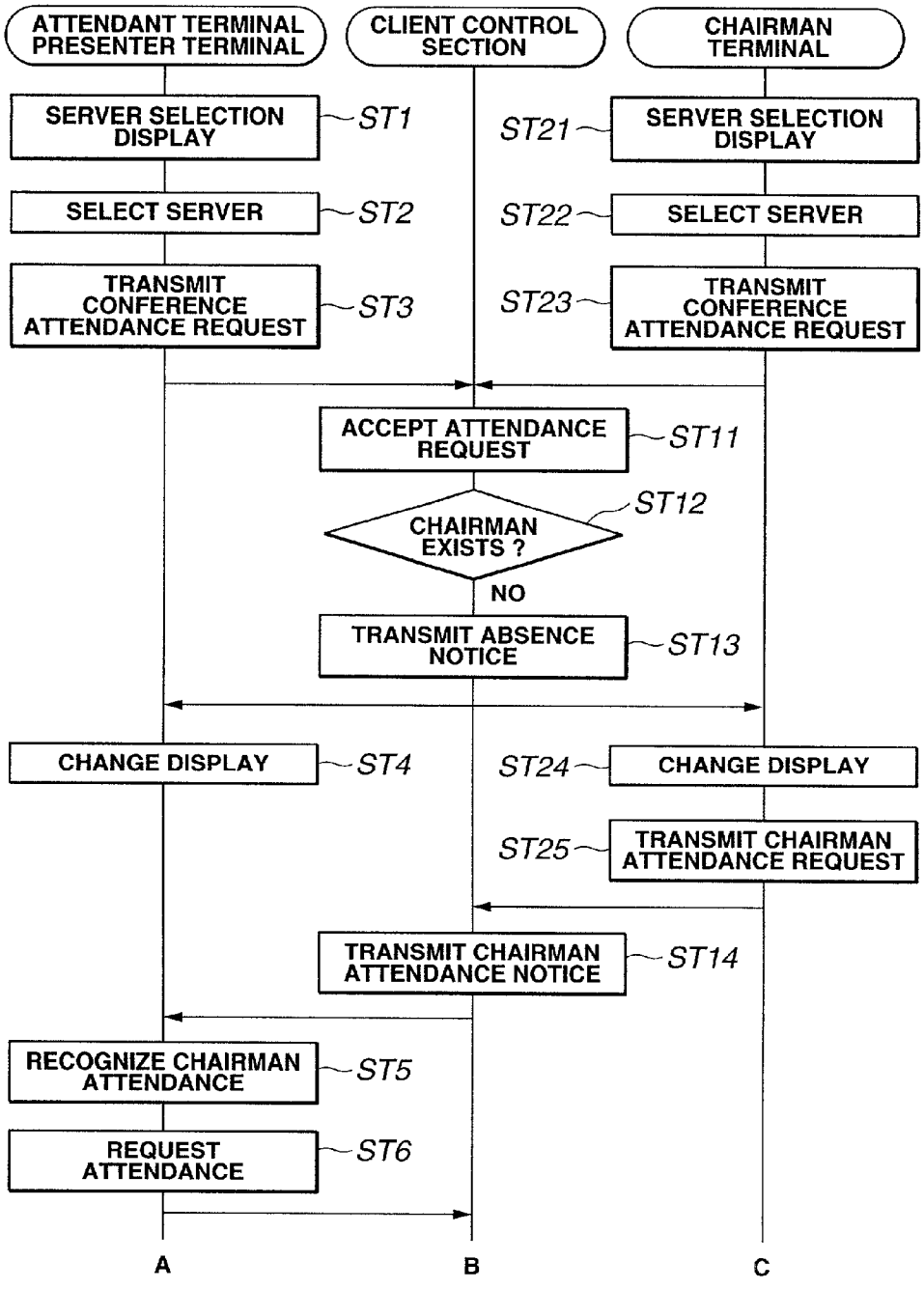
ATTENDANT TERMINAL PRESENTER TERMINAL
CLIENT CONTROL SECTION
CHAIRMAN TERMINAL
SERVER SELECTION DISPLAY
ST1
ST21
SERVER SELECTION DISPLAY
SELECT SERVER
ST2
ST22
SELECT SERVER
TRANSMIT CONFERENCE ATTENDANCE REQUEST
ST3
ST23
TRANSMIT CONFERENCE ATTENDANCE REQUEST
ACCEPT ATTENDANCE REQUEST
ST11
CHAIRMAN EXISTS ?
ST12
NO
TRANSMIT ABSENCE NOTICE
ST13
CHANGE DISPLAY
ST4
ST24
CHANGE DISPLAY
ST25
TRANSMIT CHAIRMAN ATTENDANCE REQUEST
TRANSMIT CHAIRMAN ATTENDANCE NOTICE
ST14
RECOGNIZE CHAIRMAN ATTENDANCE
ST5
REQUEST ATTENDANCE
ST6
A
B
C

FIG.19

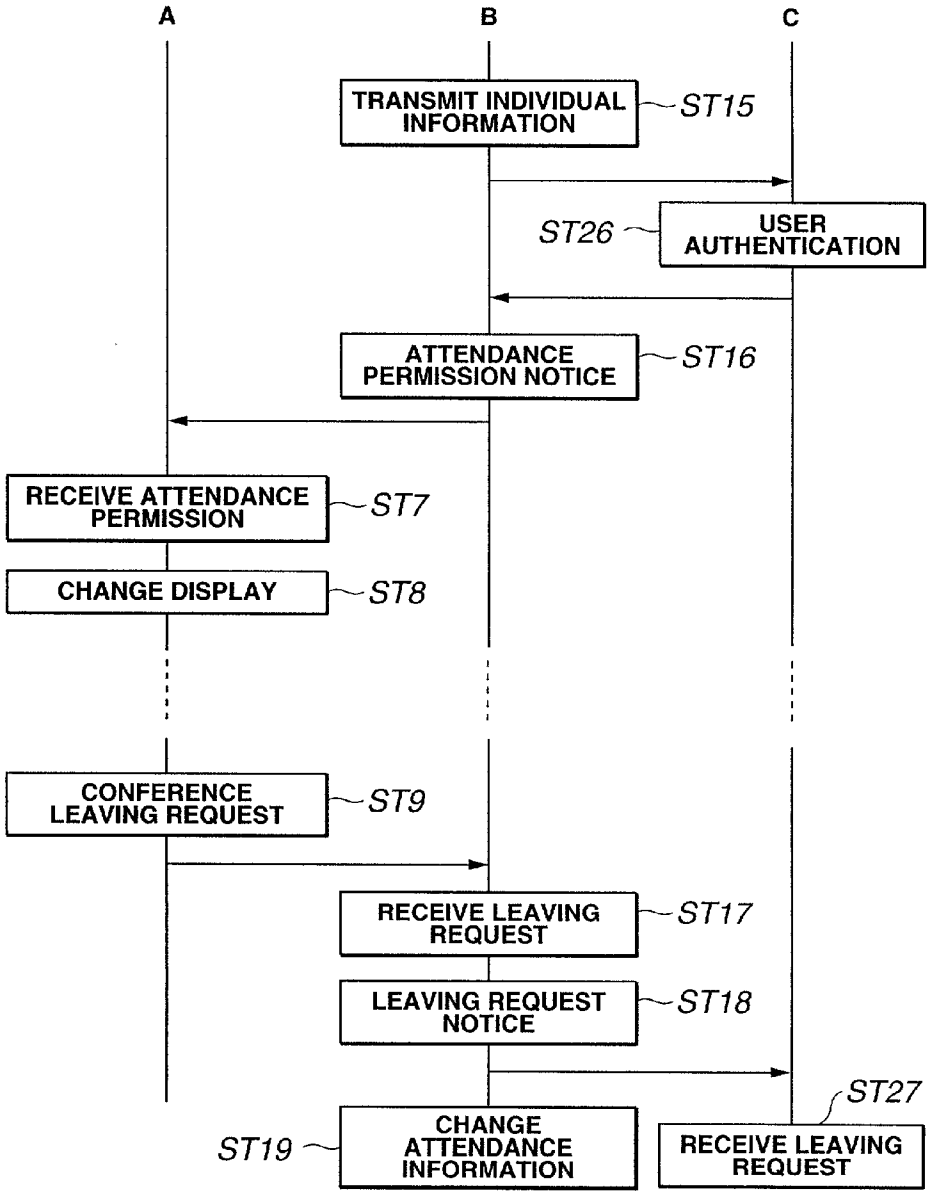
A
B
C
TRANSMIT INDIVIDUAL INFORMATION
ST15
ST26
USER AUTHENTICATION
ATTENDANCE PERMISSION NOTICE
ST16
RECEIVE ATTENDANCE PERMISSION
ST7
CHANGE DISPLAY
ST8
CONFERENCE LEAVING REQUEST
ST9
RECEIVE LEAVING REQUEST
ST17
LEAVING REQUEST NOTICE
ST18
ST27
ST19
CHANGE ATTENDANCE INFORMATION
RECEIVE LEAVING REQUEST

FIG.20

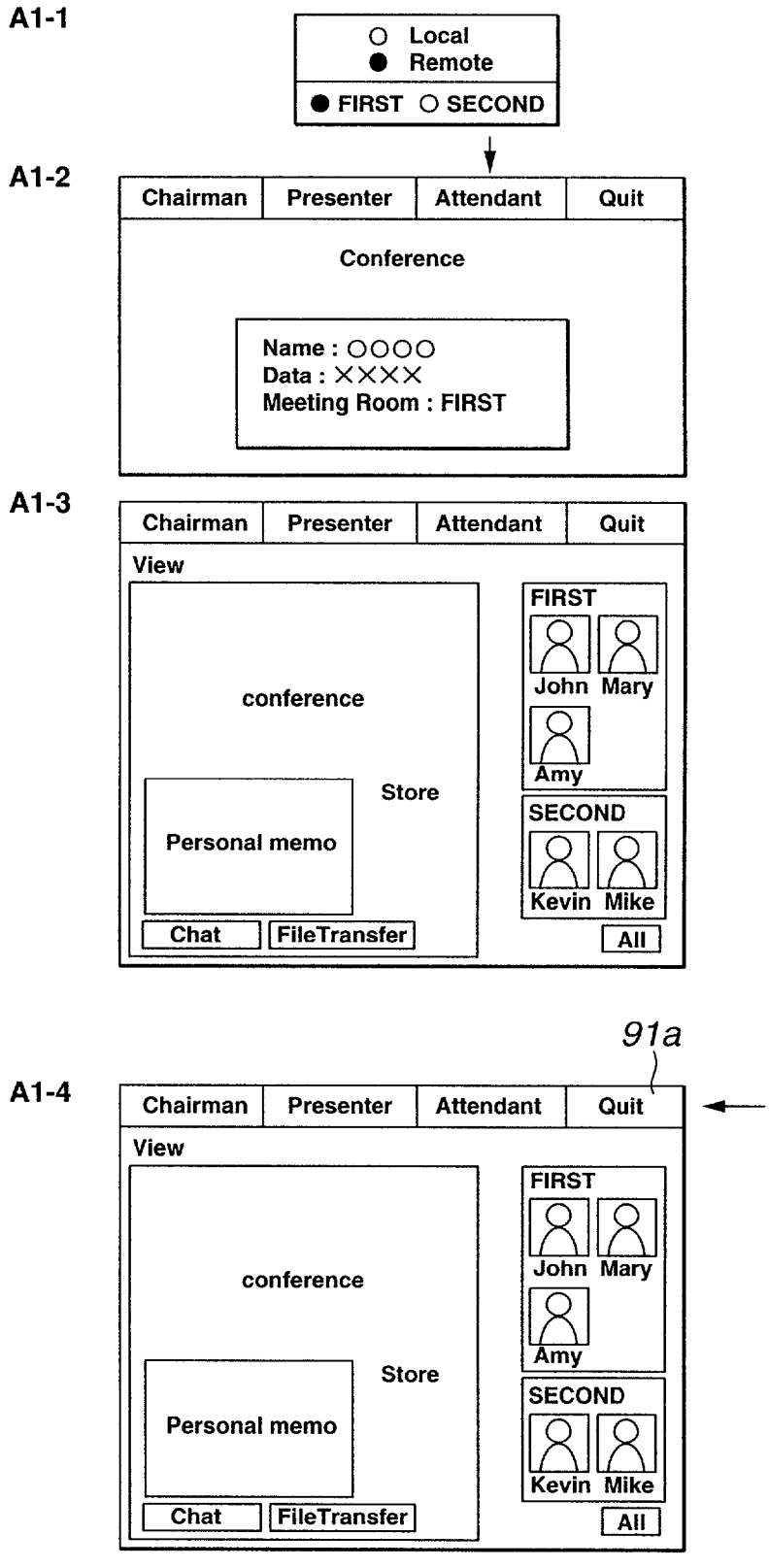
A1-1
Local
Remote
FIRST
SECOND
A1-2
Chairman
Presenter
Attendant
Quit
Conference
Name : OOOO
Data : XXXX
Meeting Room : FIRST
A1-3
Chairman
Presenter
Attendant
Quit
View
conference
Store
Personal memo
Chat
FileTransfer
FIRST
John
Mary
Amy
SECOND
Kevin
Mike
All
91a
A1-4
Chairman
Presenter
Attendant
Quit
View
conference
Store
Personal memo
Chat
FileTransfer
FIRST
John
Mary
Amy
SECOND
Kevin
Mike
All
Attendant

FIG.21

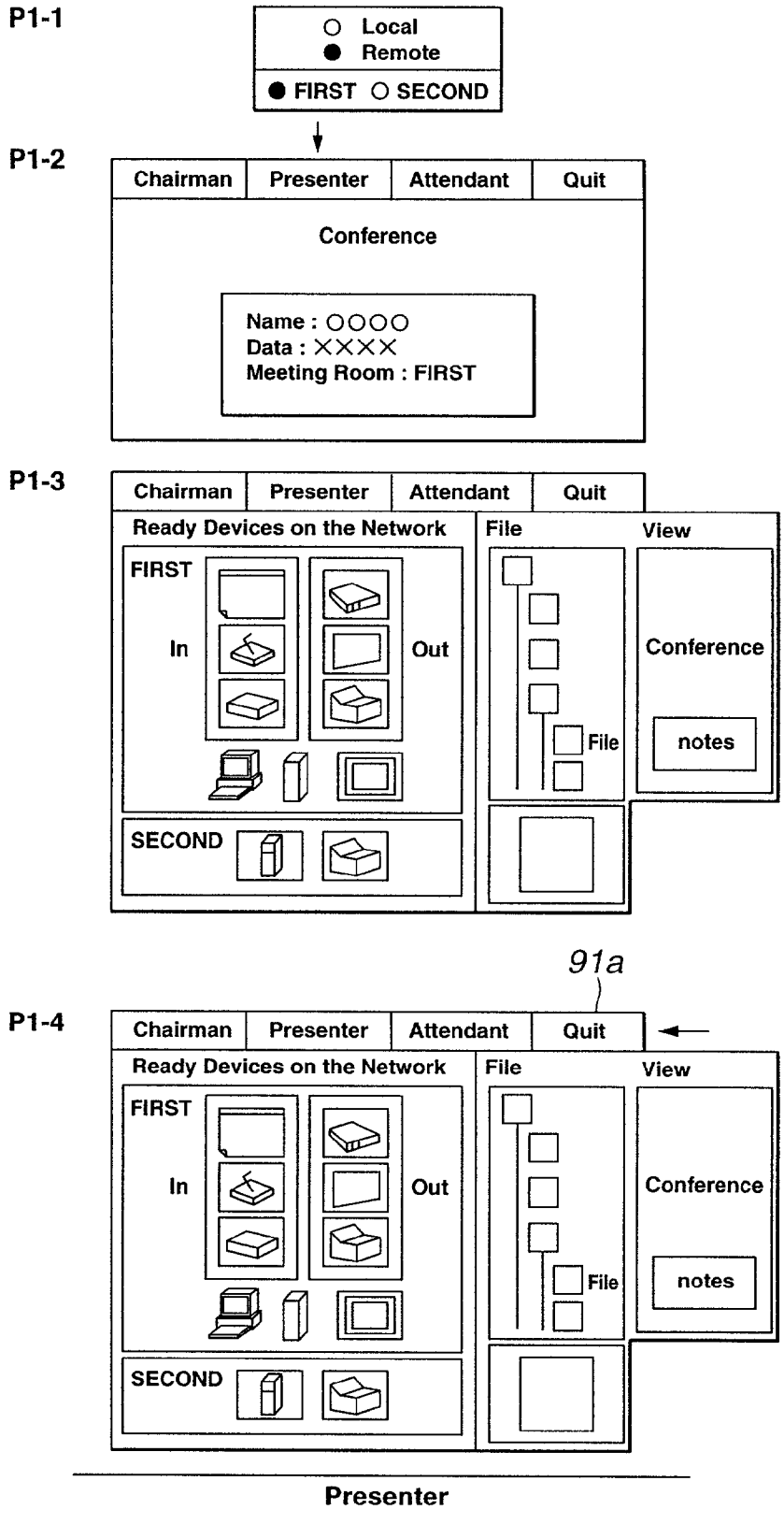
P1-1
Local
Remote
FIRST
SECOND
P1-2
Chairman
Presenter
Attendant
Quit
Conference
Name : OOOO
Data : XXXX
Meeting Room : FIRST
P1-3
Chairman
Presenter
Attendant
Quit
Ready Devices on the Network
File
View
FIRST
In
Out
SECOND
Conference
File
notes
91a
P1-4
Chairman
Presenter
Attendant
Quit
Ready Devices on the Network
File
View
FIRST
In
Out
SECOND
Conference
File
notes
Presenter

FIG.22

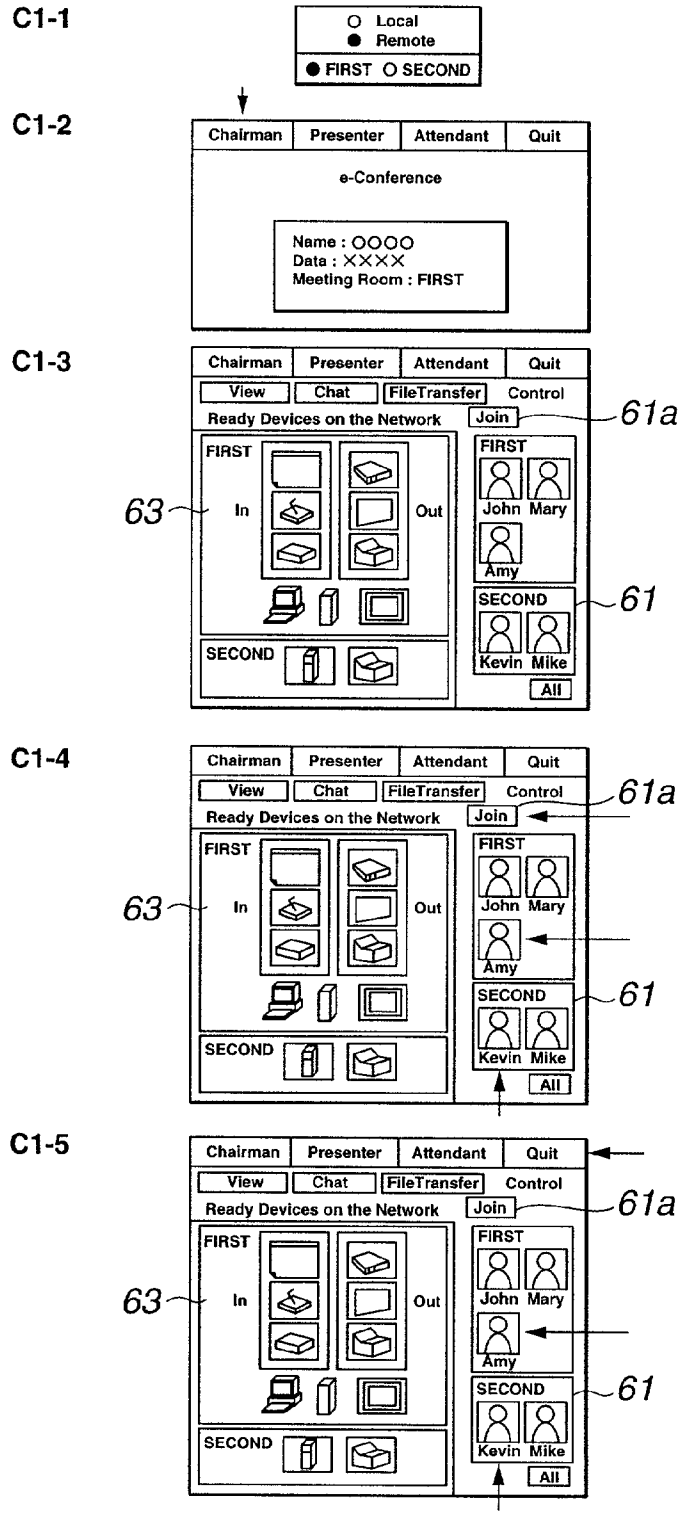

Chairman

FIG.23

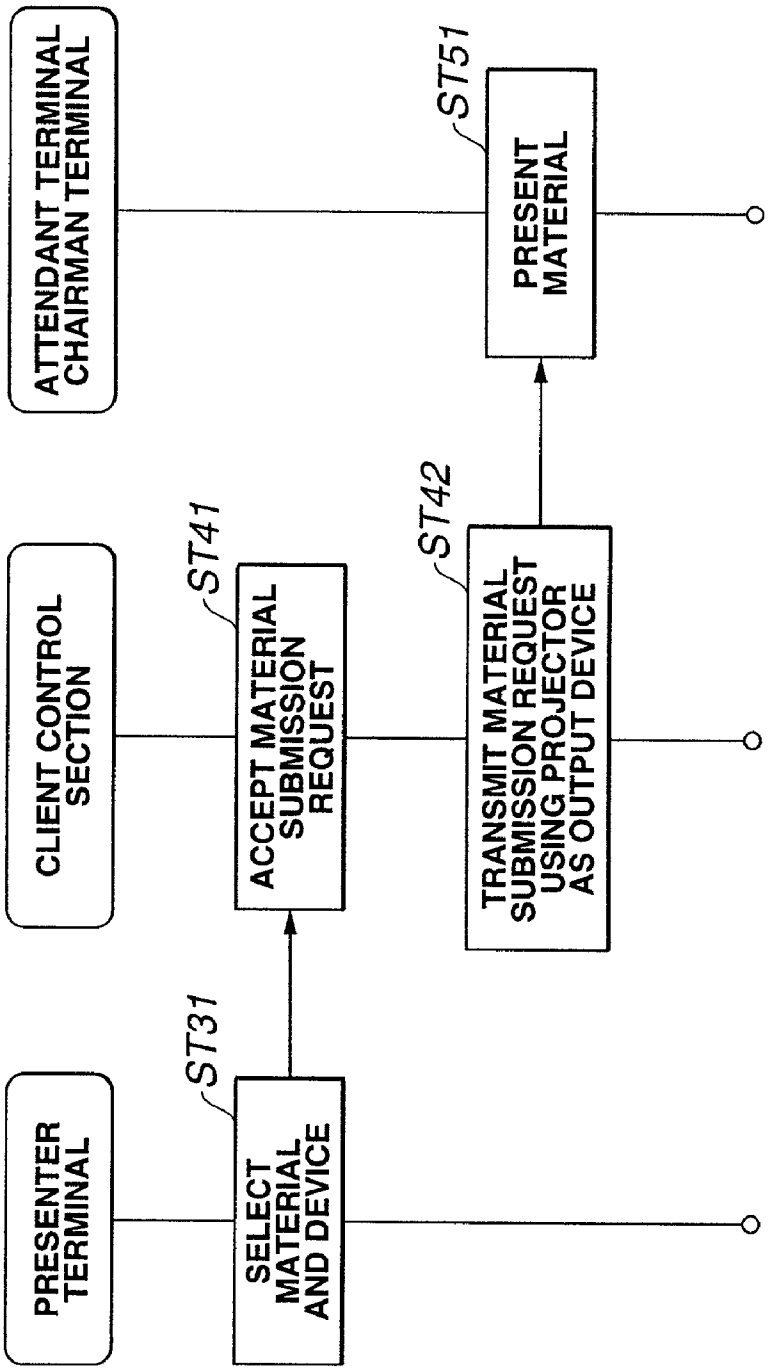
PRESENTER TERMINAL
CLIENT CONTROL SECTION
ATTENDANT TERMINAL CHAIRMAN TERMINAL
ST31
SELECT MATERIAL AND DEVICE
ST41
ACCEPT MATERIAL SUBMISSION REQUEST
ST42
TRANSMIT MATERIAL SUBMISSION REQUEST USING PROJECTOR AS OUTPUT DEVICE
ST51
PRESENT MATERIAL

FIG.24

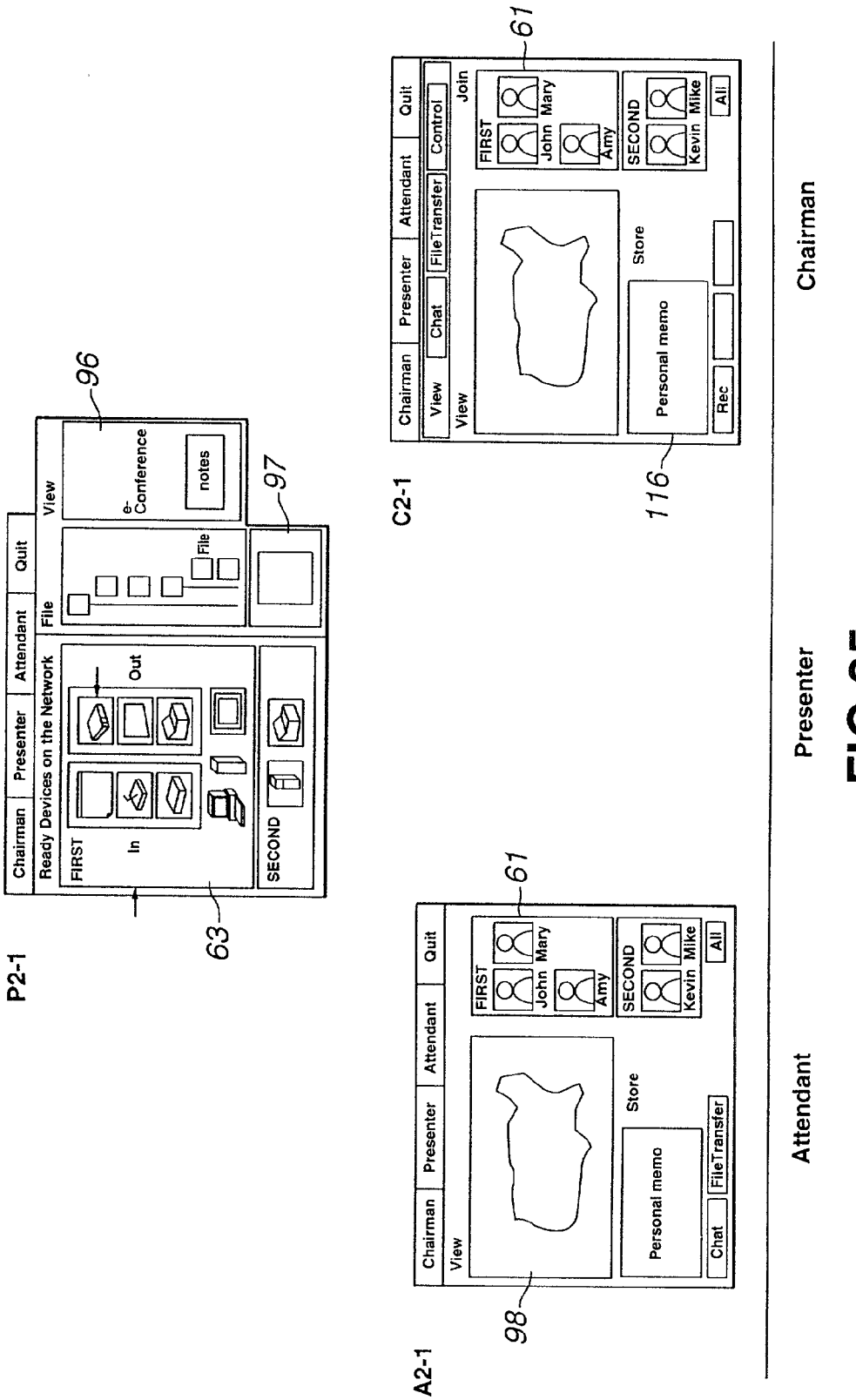
Chairman
Presenter
Attendant
P2-1
C2-1
A2-1
Chairman
Presenter
Attendant
Quit
View
File
Ready Devices on the Network
FIRST
SECOND
In
Out
e-Conference
notes
63
96
97
Chat
FileTransfer
Control
Join
Store
Personal memo
Rec
116
61
John
Mary
Amy
Kevin
Mike
All
98

FIG.25

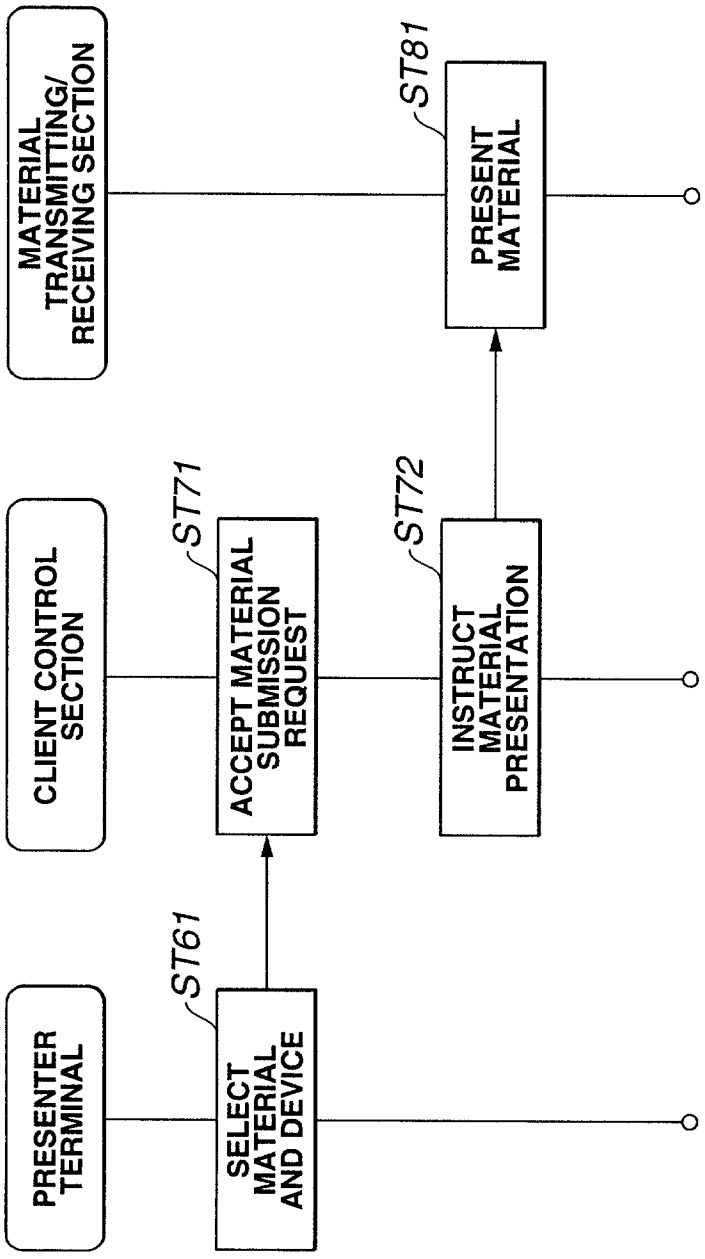
PRESENTER TERMINAL
CLIENT CONTROL SECTION
MATERIAL TRANSMITTING/ RECEIVING SECTION
ST61
SELECT MATERIAL AND DEVICE
ST71
ACCEPT MATERIAL SUBMISSION REQUEST
ST72
INSTRUCT MATERIAL PRESENTATION
ST81
PRESENT MATERIAL

FIG.26

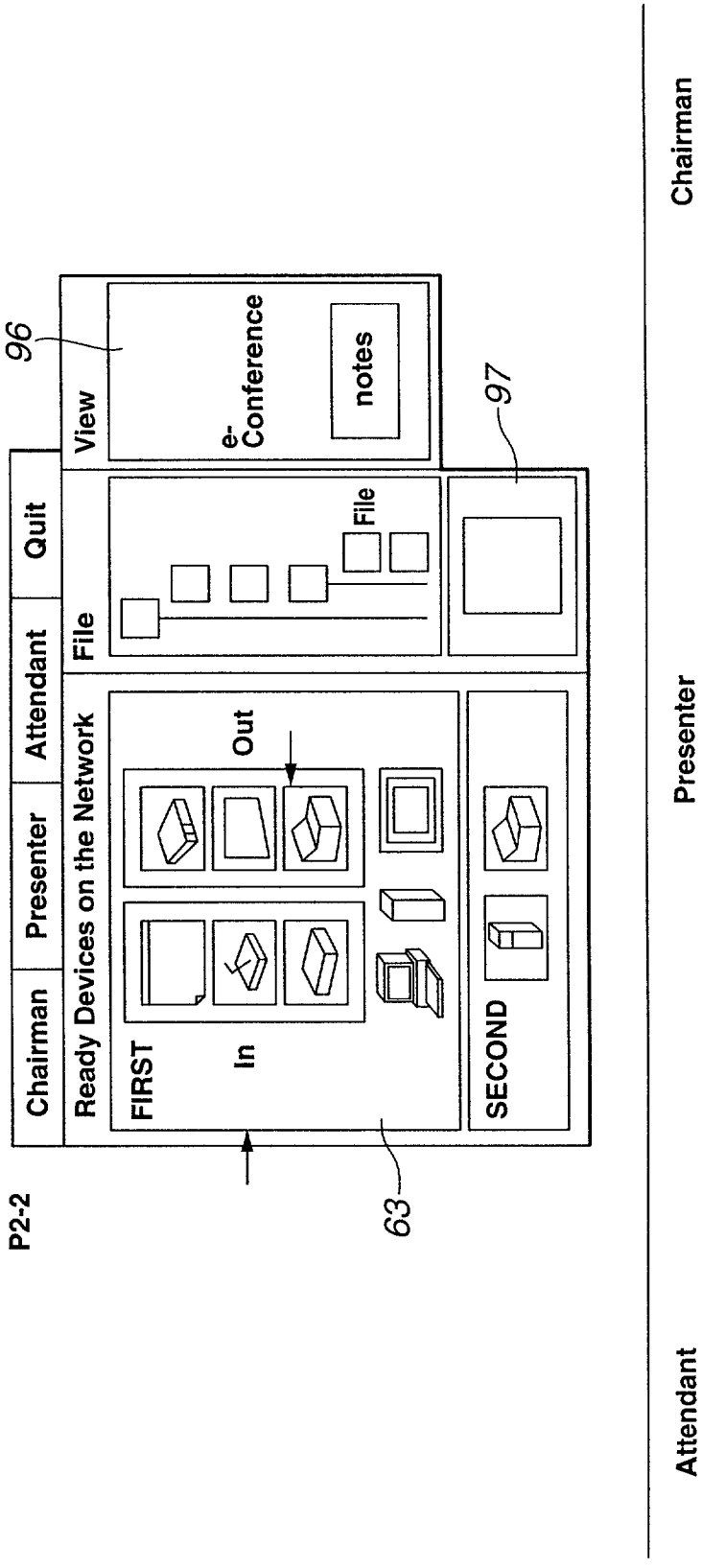
Chairman
Presenter
Attendant
96
View
e-Conference
notes
97
Quit
Attendant
Presenter
File
File
Chairman
Ready Devices on the Network
FIRST
In
Out
SECOND
P2-2
63

FIG.27

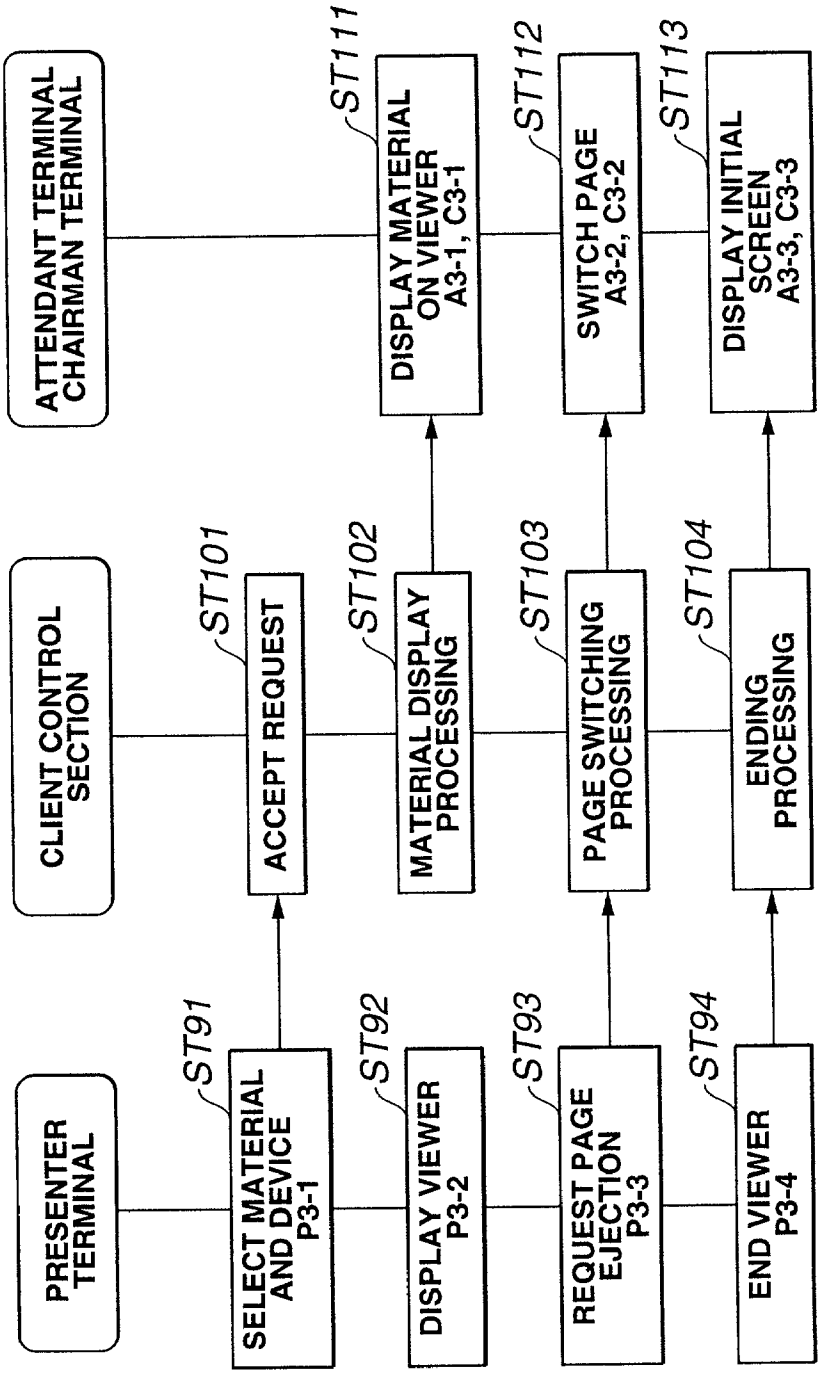
PRESENTER TERMINAL
CLIENT CONTROL SECTION
ATTENDANT TERMINAL CHAIRMAN TERMINAL
ST91
SELECT MATERIAL AND DEVICE P3-1
ST101
ACCEPT REQUEST
ST92
DISPLAY VIEWER P3-2
ST102
MATERIAL DISPLAY PROCESSING
ST93
REQUEST PAGE EJECTION P3-3
ST103
PAGE SWITCHING PROCESSING
ST94
END VIEWER P3-4
ST104
ENDING PROCESSING
ST111
DISPLAY MATERIAL ON VIEWER A3-1, C3-1
ST112
SWITCH PAGE A3-2, C3-2
ST113
DISPLAY INITIAL SCREEN A3-3, C3-3

FIG.28

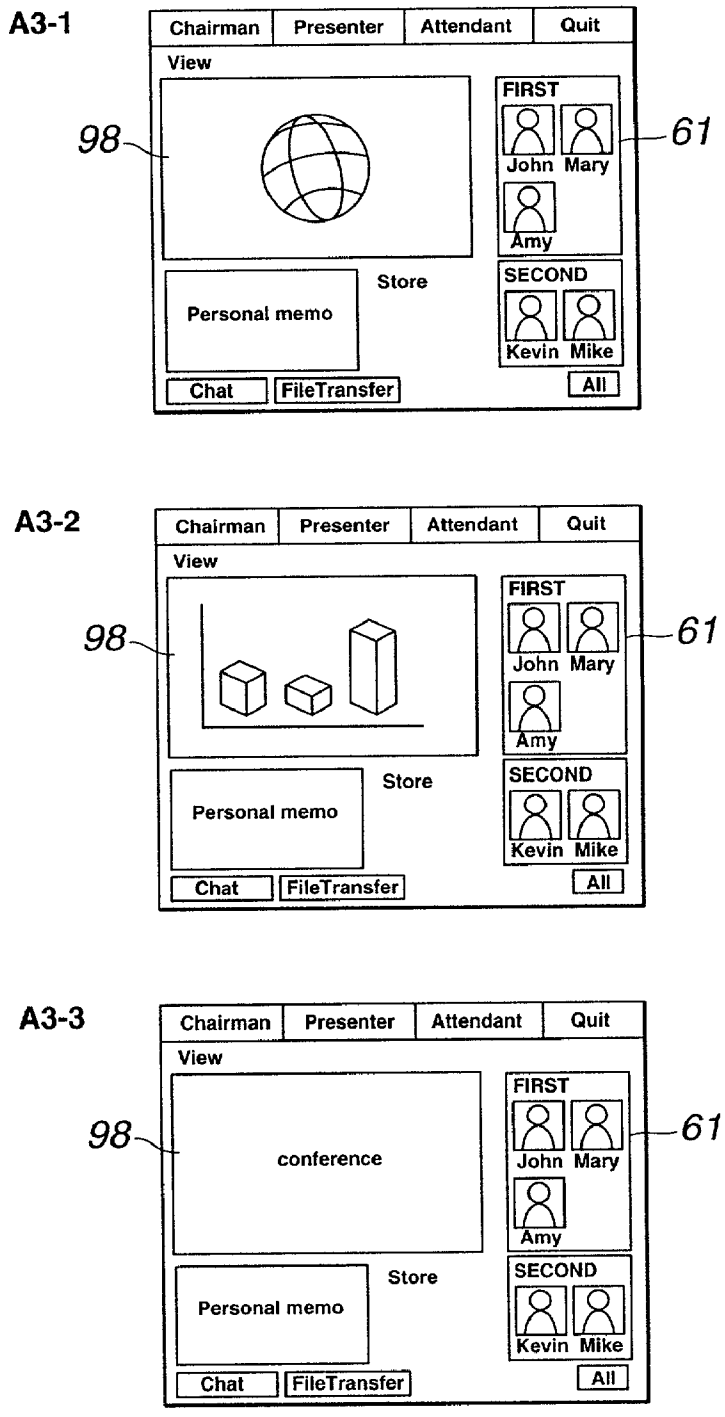
A3-1
Chairman
Presenter
Attendant
Quit
View
98
FIRST
John
Mary
Amy
61
Store
Personal memo
SECOND
Kevin
Mike
Chat
FileTransfer
All
A3-2
Chairman
Presenter
Attendant
Quit
View
98
FIRST
John
Mary
Amy
61
Store
Personal memo
SECOND
Kevin
Mike
Chat
FileTransfer
All
A3-3
Chairman
Presenter
Attendant
Quit
View
98
conference
FIRST
John
Mary
Amy
61
Store
Personal memo
SECOND
Kevin
Mike
Chat
FileTransfer
All
Attendant

FIG.29

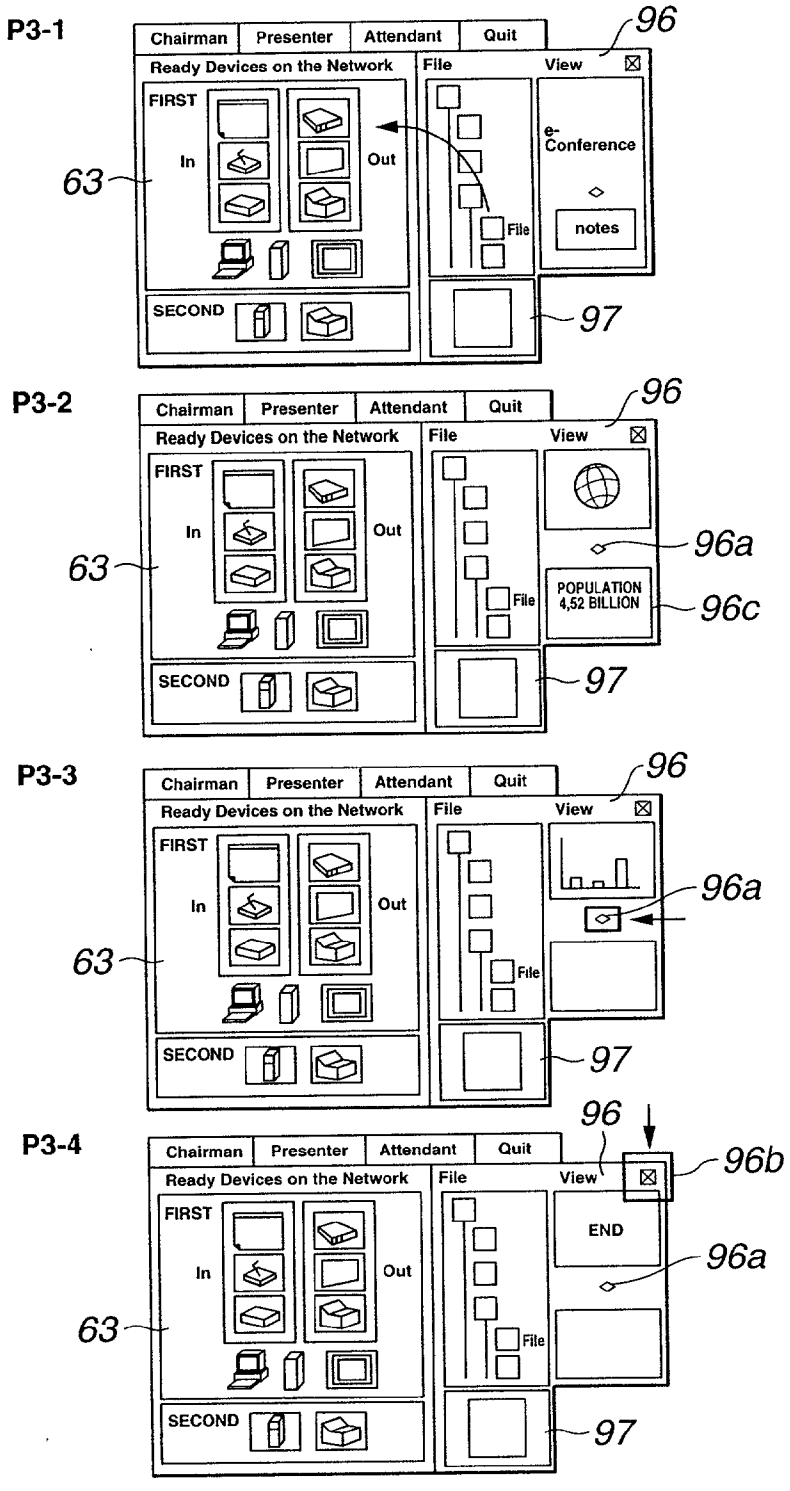
P3-1
Chairman
Presenter
Attendant
Quit
96
Ready Devices on the Network
File
View
FIRST
In
Out
63
e-Conference
File
notes
SECOND
97
P3-2
Chairman
Presenter
Attendant
Quit
96
Ready Devices on the Network
File
View
FIRST
In
Out
63
96a
File
POPULATION 4,52 BILLION
96c
SECOND
97
P3-3
Chairman
Presenter
Attendant
Quit
96
Ready Devices on the Network
File
View
FIRST
In
Out
96a
63
File
SECOND
97
P3-4
Chairman
Presenter
Attendant
Quit
96
96b
Ready Devices on the Network
File
View
FIRST
In
Out
END
96a
63
File
SECOND
97
Presenter

FIG.30

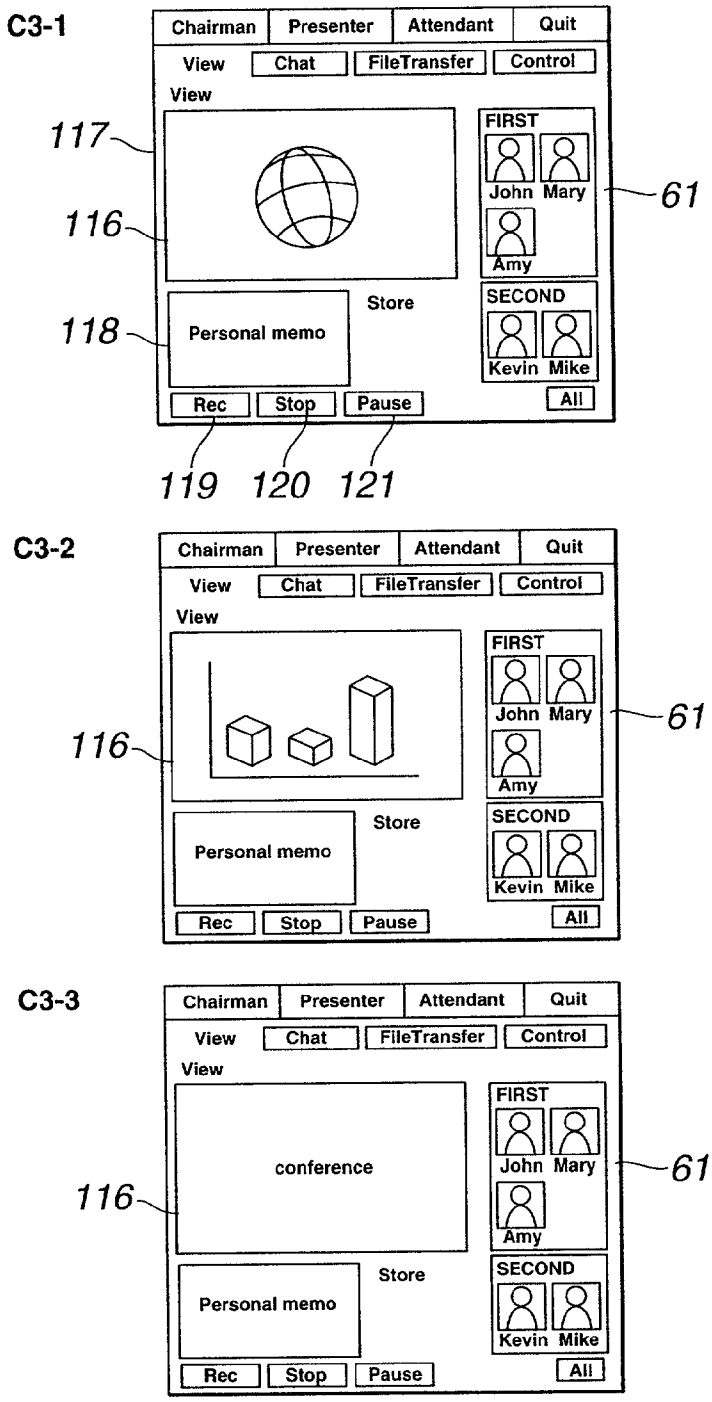
C3-1
Chairman
Presenter
Attendant
Quit
View
Chat
FileTransfer
Control
View
117
116
118
Personal memo
Store
FIRST
John
Mary
Amy
61
SECOND
Kevin
Mike
All
Rec
Stop
Pause
119
120
121
C3-2
Chairman
Presenter
Attendant
Quit
View
Chat
FileTransfer
Control
View
116
Personal memo
Store
FIRST
John
Mary
Amy
61
SECOND
Kevin
Mike
All
Rec
Stop
Pause
C3-3
Chairman
Presenter
Attendant
Quit
View
Chat
FileTransfer
Control
View
116
conference
Personal memo
Store
FIRST
John
Mary
Amy
61
SECOND
Kevin
Mike
All
Rec
Stop
Pause
Attendant

FIG.31

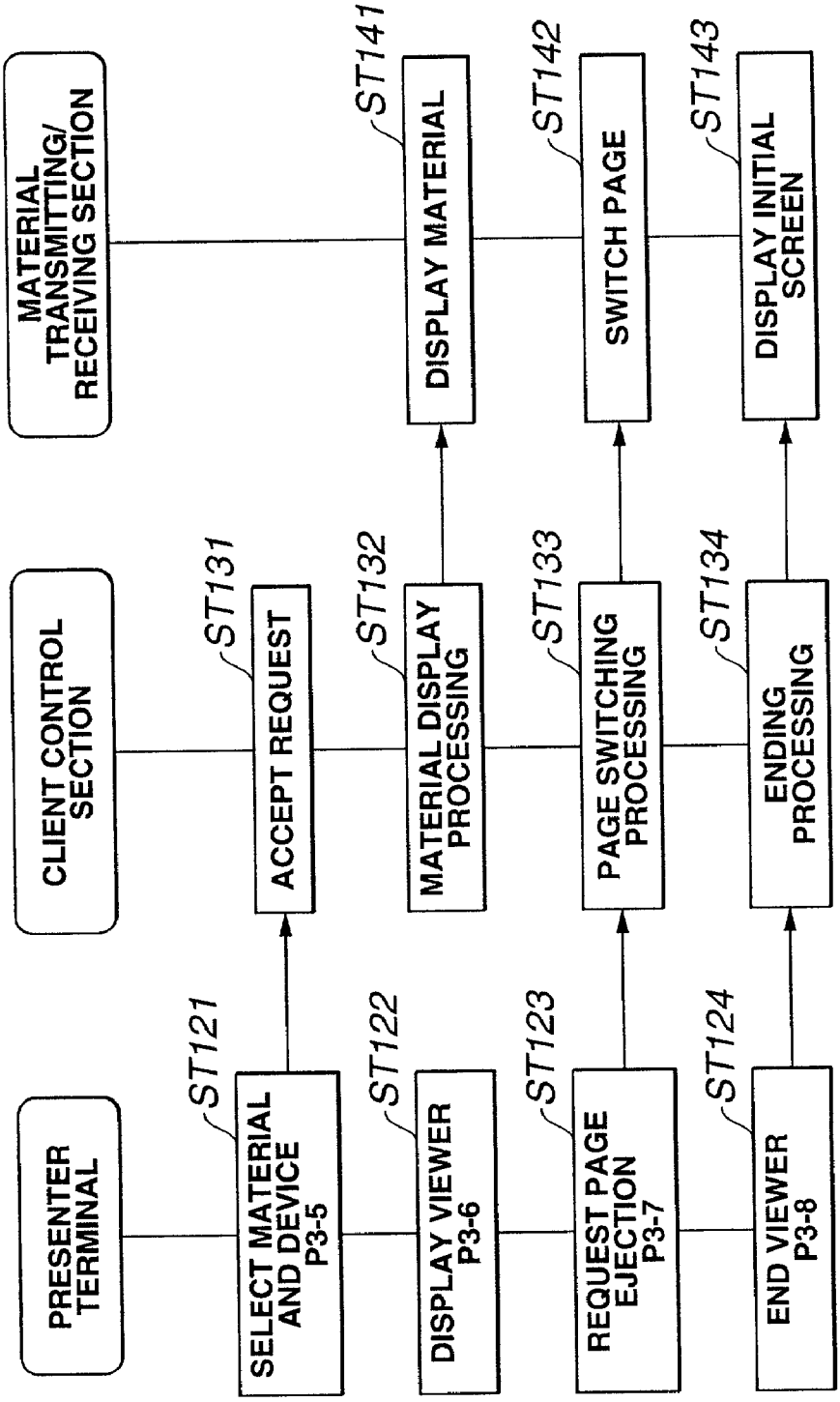
PRESENTER TERMINAL
CLIENT CONTROL SECTION
MATERIAL TRANSMITTING/ RECEIVING SECTION
ST121
SELECT MATERIAL AND DEVICE P3-5
ST122
DISPLAY VIEWER P3-6
ST123
REQUEST PAGE EJECTION P3-7
ST124
END VIEWER P3-8
ST131
ACCEPT REQUEST
ST132
MATERIAL DISPLAY PROCESSING
ST133
PAGE SWITCHING PROCESSING
ST134
ENDING PROCESSING
ST141
DISPLAY MATERIAL
ST142
SWITCH PAGE
ST143
DISPLAY INITIAL SCREEN

FIG.32

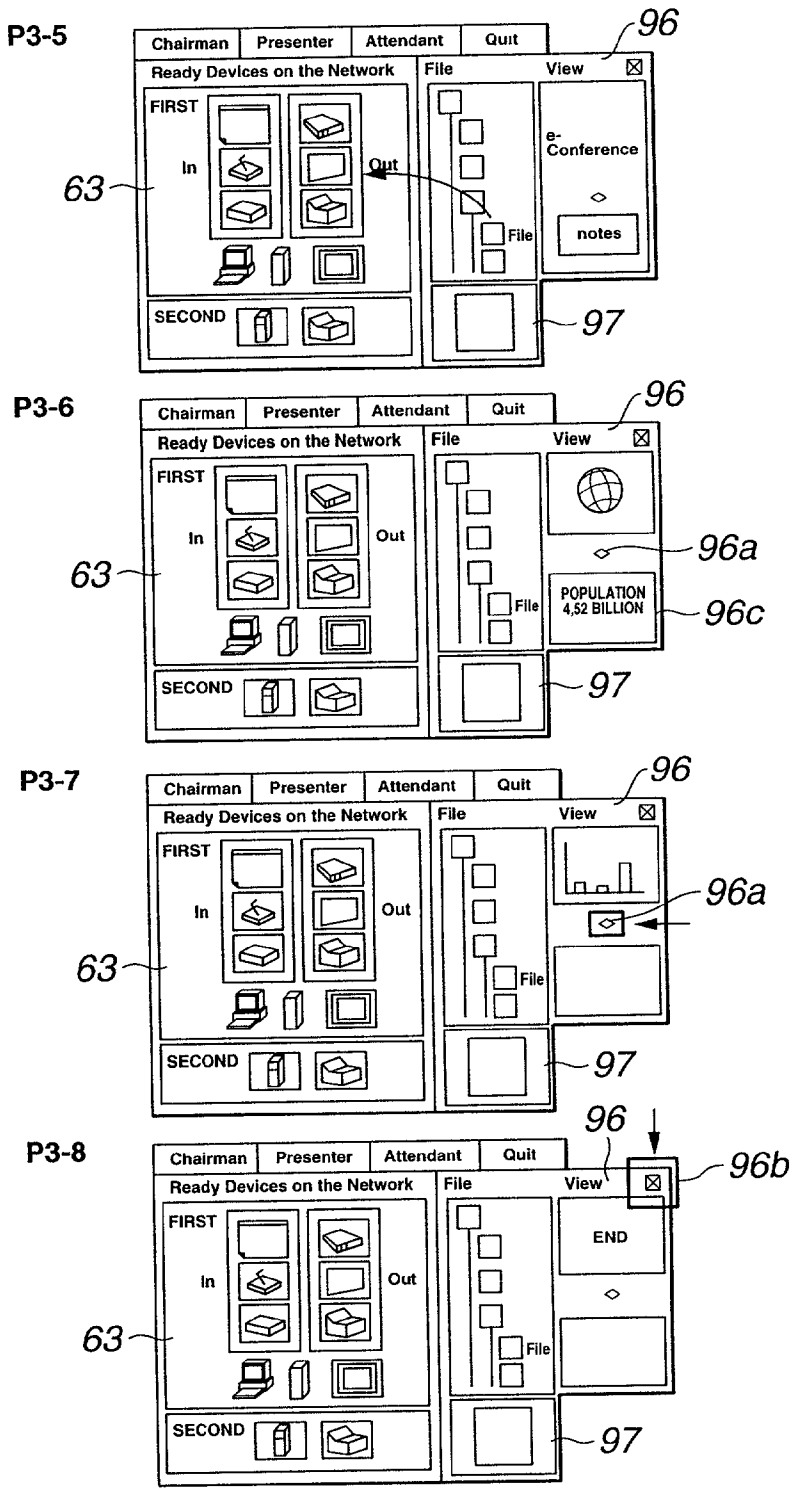
P3-5
Chairman
Presenter
Attendant
Quit
96
Ready Devices on the Network
File
View
FIRST
In
Out
63
e-
Conference
File
notes
SECOND
97
P3-6
Chairman
Presenter
Attendant
Quit
96
Ready Devices on the Network
File
View
FIRST
In
Out
96a
63
File
POPULATION
4,52 BILLION
96c
SECOND
97
P3-7
Chairman
Presenter
Attendant
Quit
96
Ready Devices on the Network
File
View
FIRST
In
Out
96a
63
File
SECOND
97
P3-8
Chairman
Presenter
Attendant
Quit
96
96b
Ready Devices on the Network
File
View
FIRST
In
Out
END
63
File
SECOND
97
Presenter

FIG.33

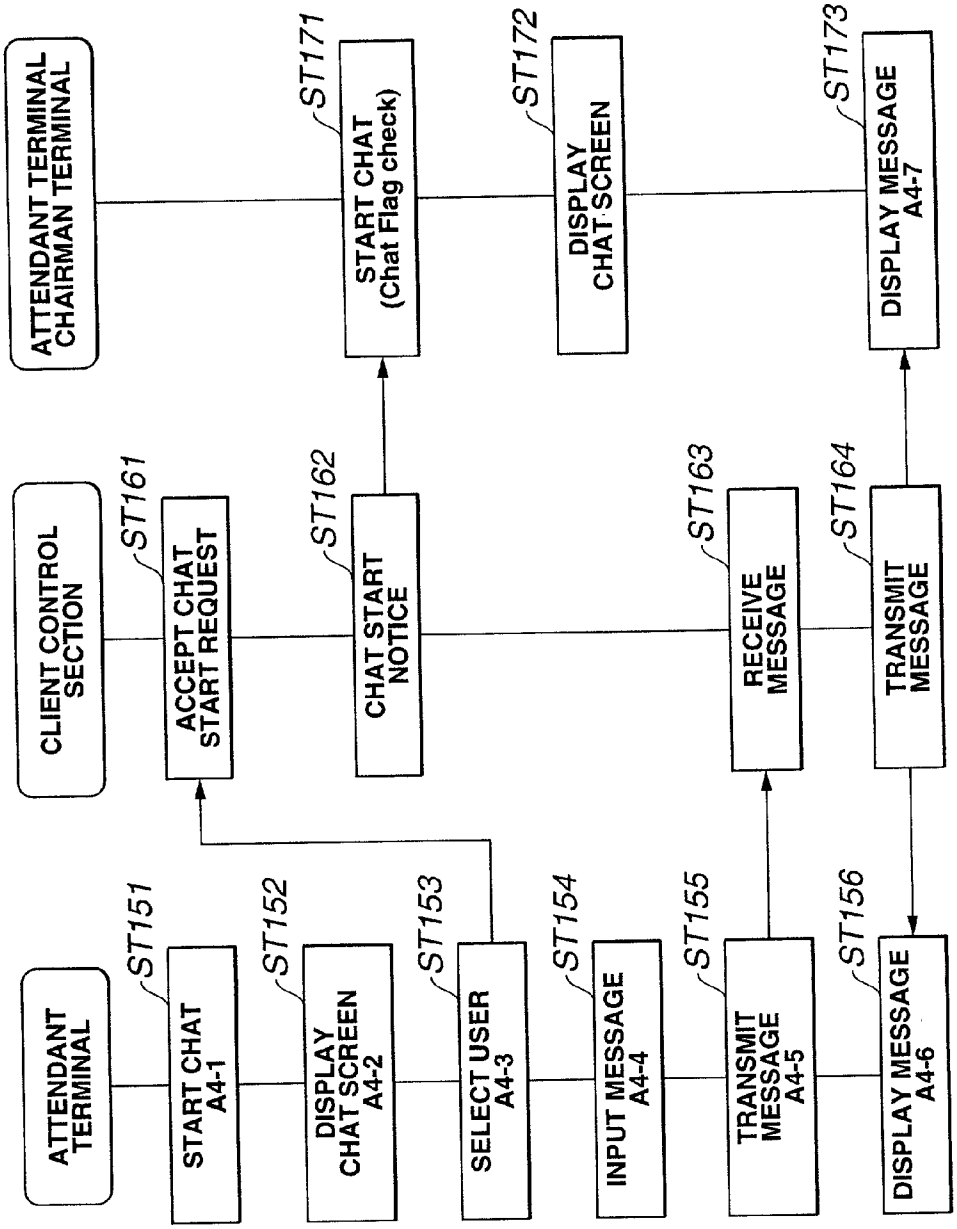
ATTENDANT TERMINAL
CHAIRMAN TERMINAL
CLIENT CONTROL SECTION
ATTENDANT TERMINAL
START CHAT A4-1
DISPLAY CHAT SCREEN A4-2
SELECT USER A4-3
INPUT MESSAGE A4-4
TRANSMIT MESSAGE A4-5
DISPLAY MESSAGE A4-6
ACCEPT CHAT START REQUEST
CHAT START NOTICE
RECEIVE MESSAGE
TRANSMIT MESSAGE
START CHAT (Chat Flag check)
DISPLAY CHAT SCREEN
DISPLAY MESSAGE A4-7
ST151
ST152
ST153
ST154
ST155
ST156
ST161
ST162
ST163
ST164
ST171
ST172
ST173

FIG.34

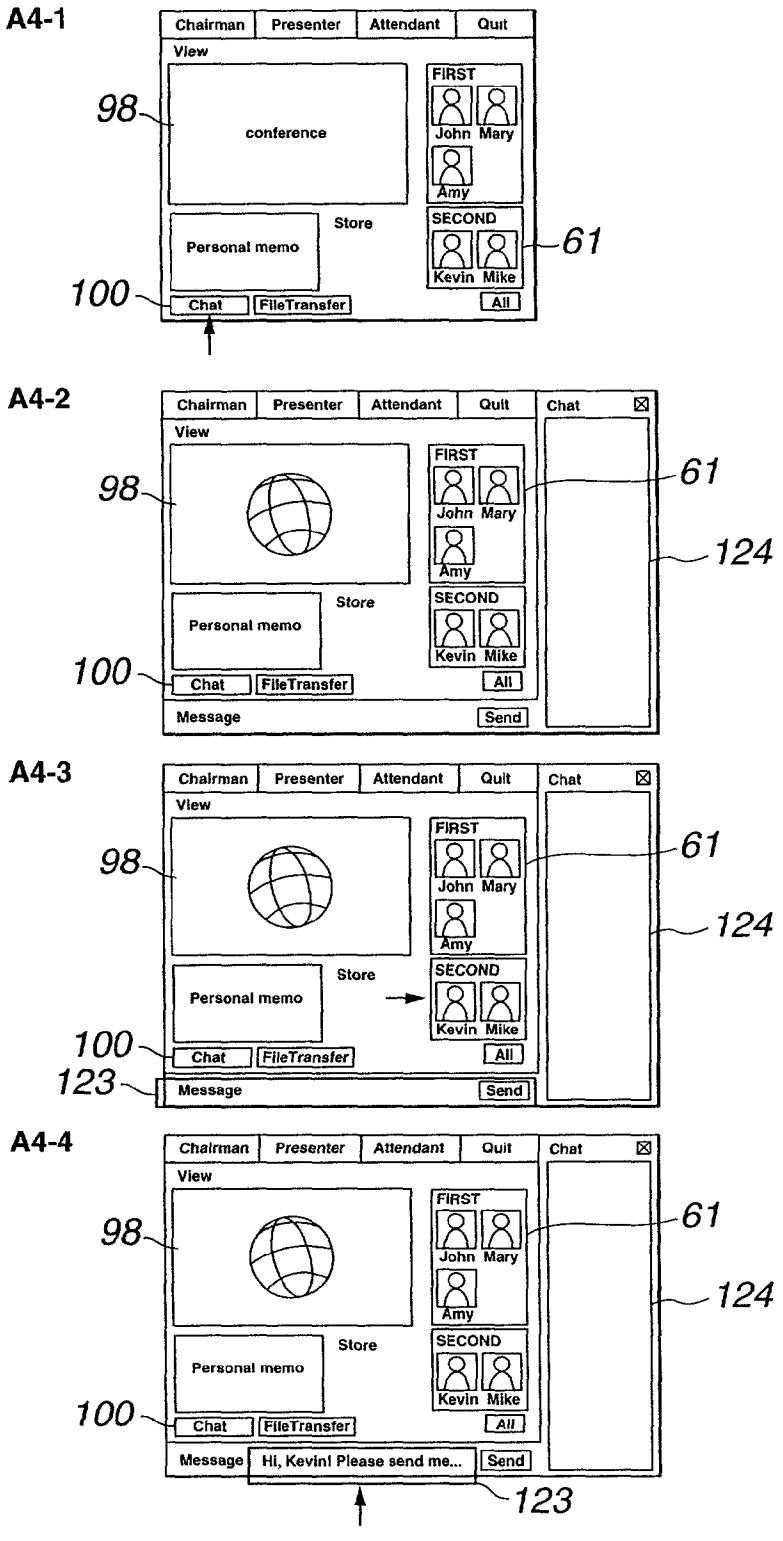
A4-1
Chairman
Presenter
Attendant
Quit
View
98
conference
FIRST
John Mary
Amy
SECOND
Kevin Mike
61
Store
Personal memo
100
Chat
FileTransfer
All
A4-2
Chairman
Presenter
Attendant
Quit
Chat
View
98
FIRST
John Mary
Amy
61
124
Store
Personal memo
SECOND
Kevin Mike
100
Chat
FileTransfer
All
Message
Send
A4-3
Chairman
Presenter
Attendant
Quit
Chat
View
98
FIRST
John Mary
Amy
61
124
Store
Personal memo
SECOND
Kevin Mike
100
Chat
FileTransfer
All
123
Message
Send
A4-4
Chairman
Presenter
Attendant
Quit
Chat
View
98
FIRST
John Mary
Amy
61
124
Store
Personal memo
SECOND
Kevin Mike
100
Chat
FileTransfer
All
Message
Hi, Kevin! Please send me...
Send
123
Attendant
Chairmen
Attendant

FIG.35

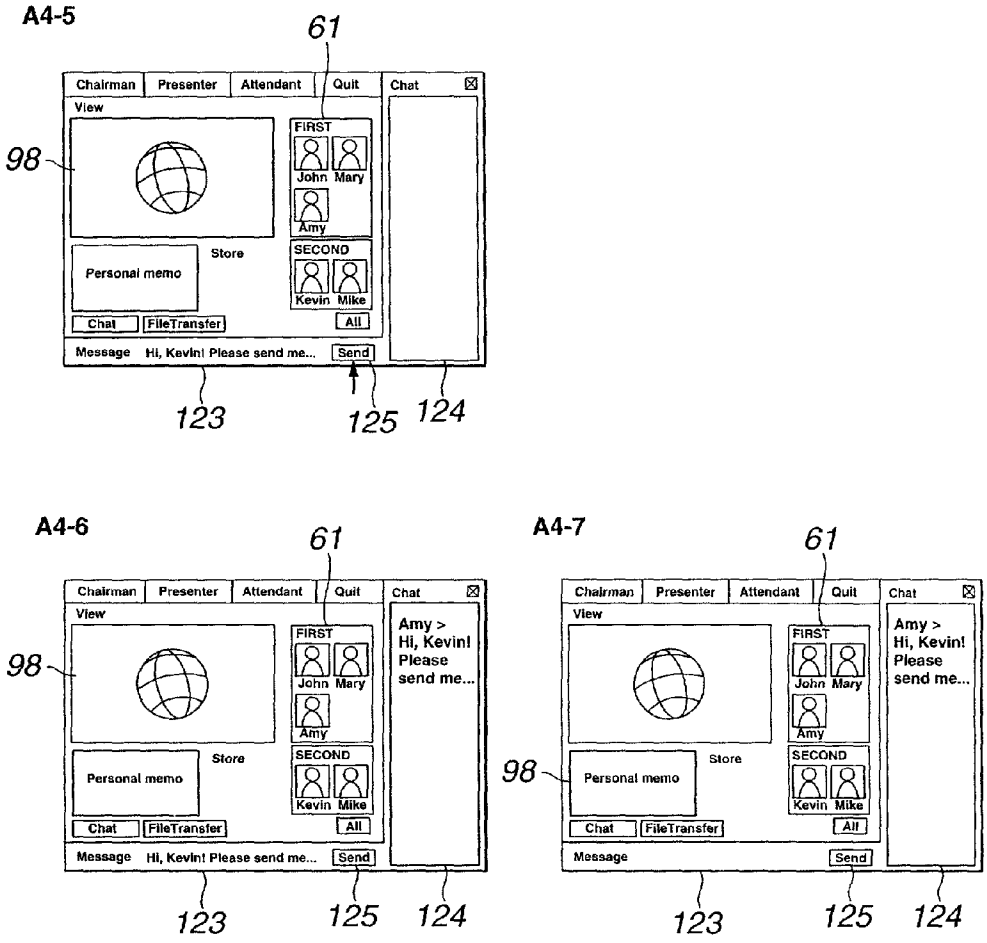

Attendant

Chairmen
Attendant

FIG.36

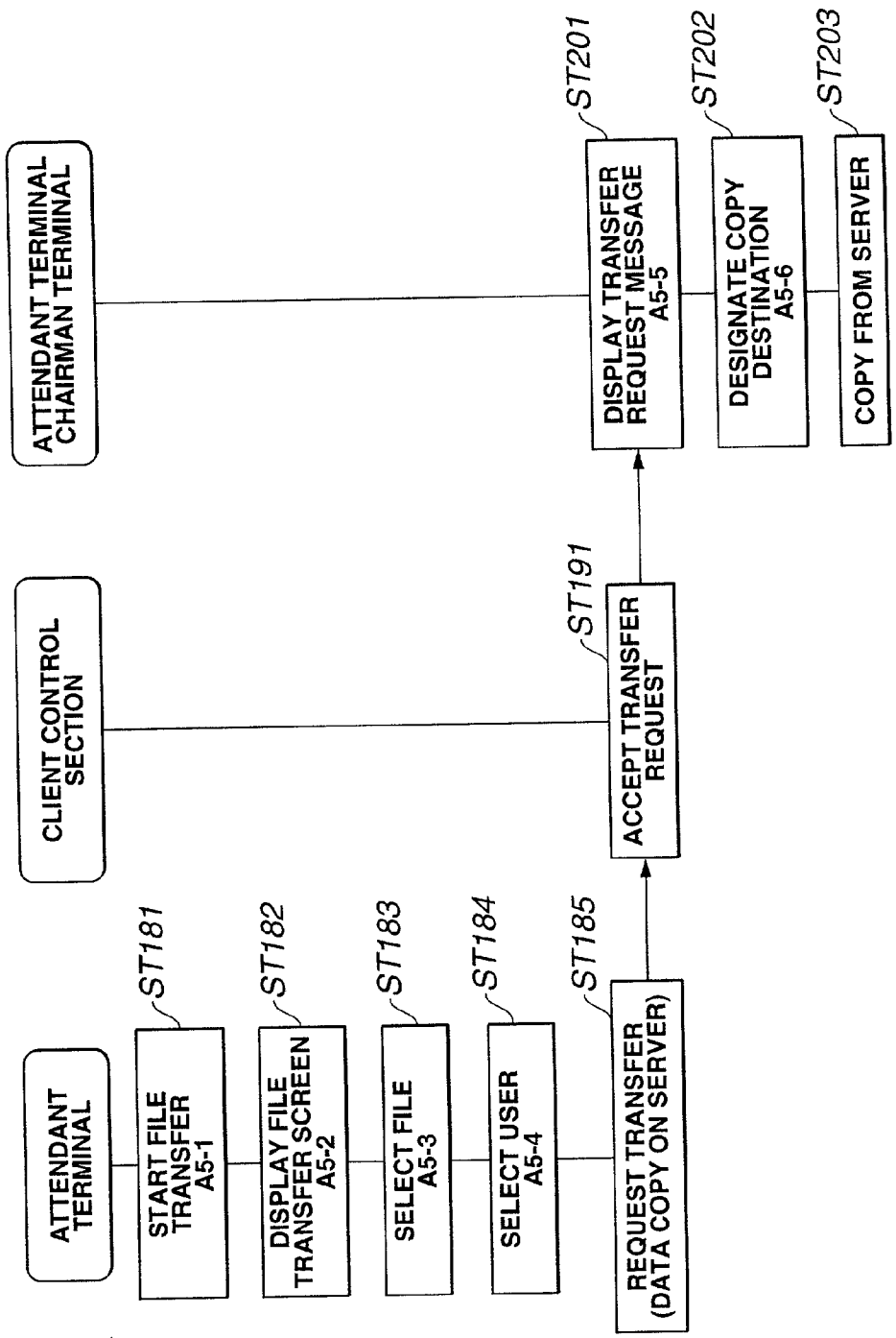
ATTENDANT TERMINAL
START FILE TRANSFER A5-1
DISPLAY FILE TRANSFER SCREEN A5-2
SELECT FILE A5-3
SELECT USER A5-4
REQUEST TRANSFER (DATA COPY ON SERVER)
ST181
ST182
ST183
ST184
ST185
CLIENT CONTROL SECTION
ACCEPT TRANSFER REQUEST
ST191
ATTENDANT TERMINAL CHAIRMAN TERMINAL
DISPLAY TRANSFER REQUEST MESSAGE A5-5
DESIGNATE COPY DESTINATION A5-6
COPY FROM SERVER
ST201
ST202
ST203

FIG.37

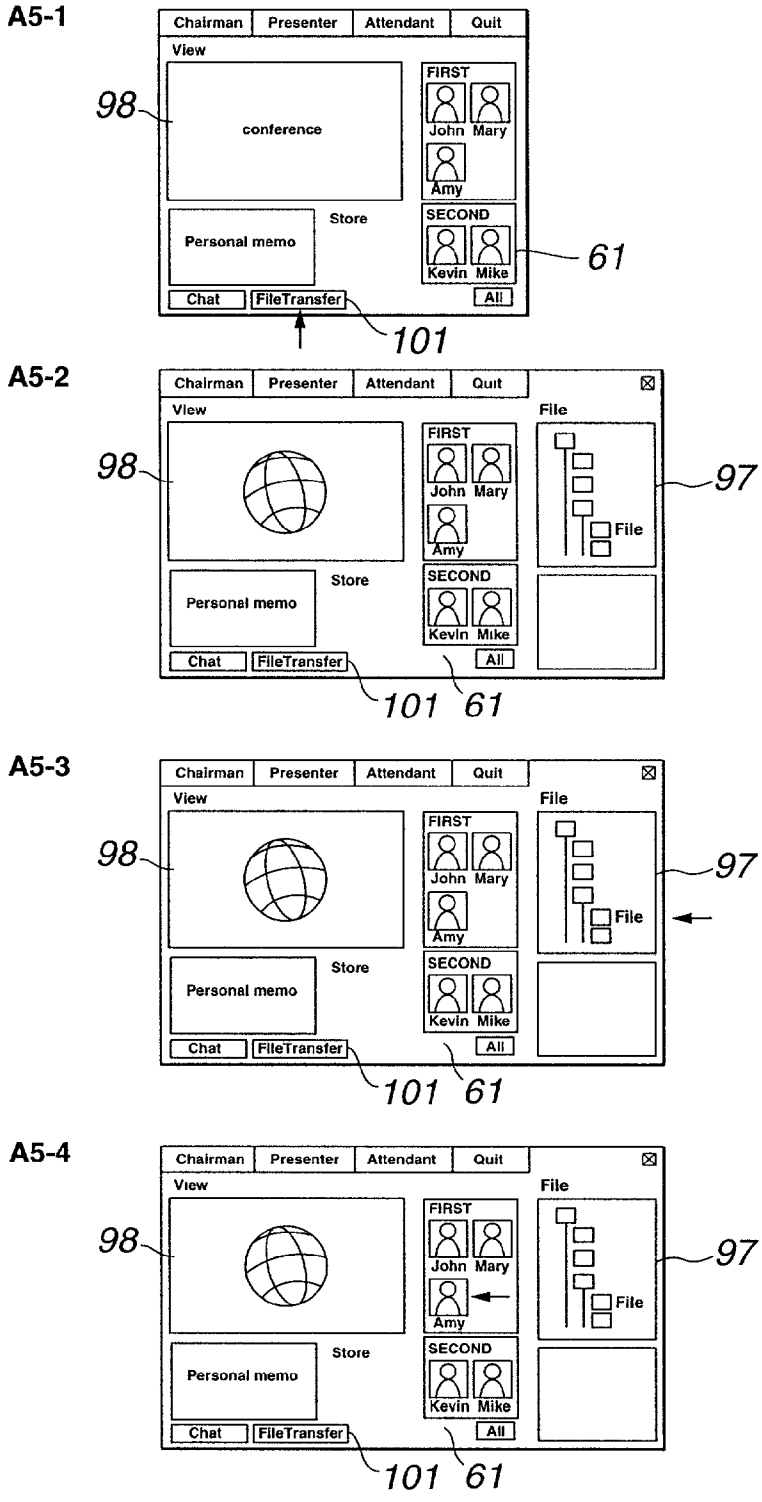
A5-1
Chairman
Presenter
Attendant
Quit
View
conference
98
FIRST
John
Mary
Amy
SECOND
Kevin
Mike
61
Store
Personal memo
Chat
FileTransfer
All
101
A5-2
File
97
A5-3
A5-4
Attendant

FIG.38

A5-5



A5-6

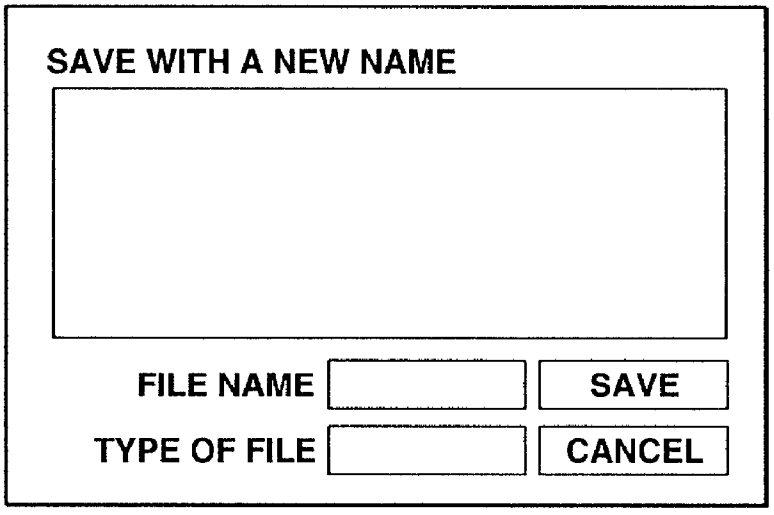

Chairman
Attendant

FIG.39

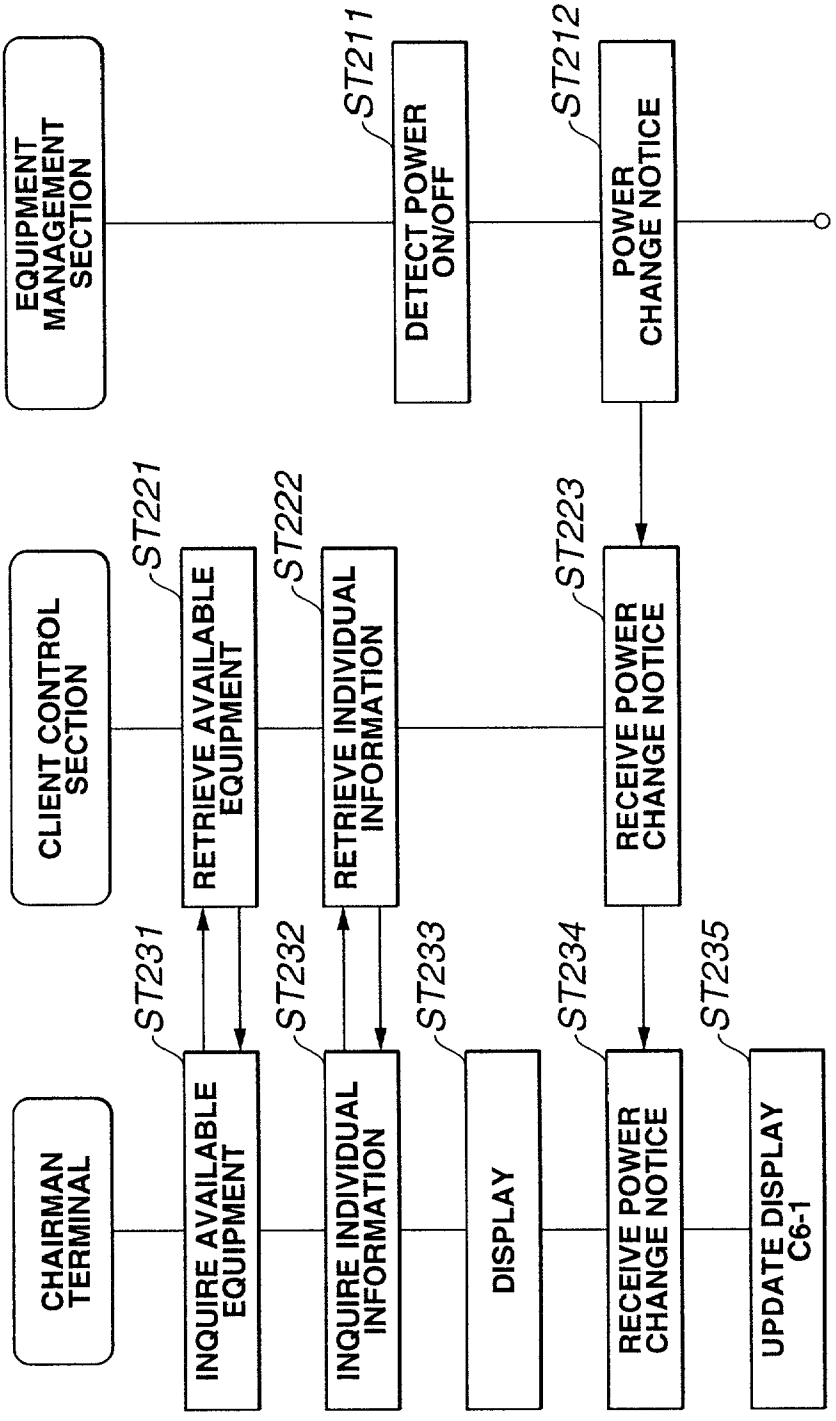
EQUIPMENT MANAGEMENT SECTION
ST211
DETECT POWER ON/OFF
ST212
POWER CHANGE NOTICE
CLIENT CONTROL SECTION
ST221
RETRIEVE AVAILABLE EQUIPMENT
ST222
RETRIEVE INDIVIDUAL INFORMATION
ST223
RECEIVE POWER CHANGE NOTICE
CHAIRMAN TERMINAL
ST231
INQUIRE AVAILABLE EQUIPMENT
ST232
INQUIRE INDIVIDUAL INFORMATION
ST233
DISPLAY
ST234
RECEIVE POWER CHANGE NOTICE
ST235
UPDATE DISPLAY C6-1

FIG.40

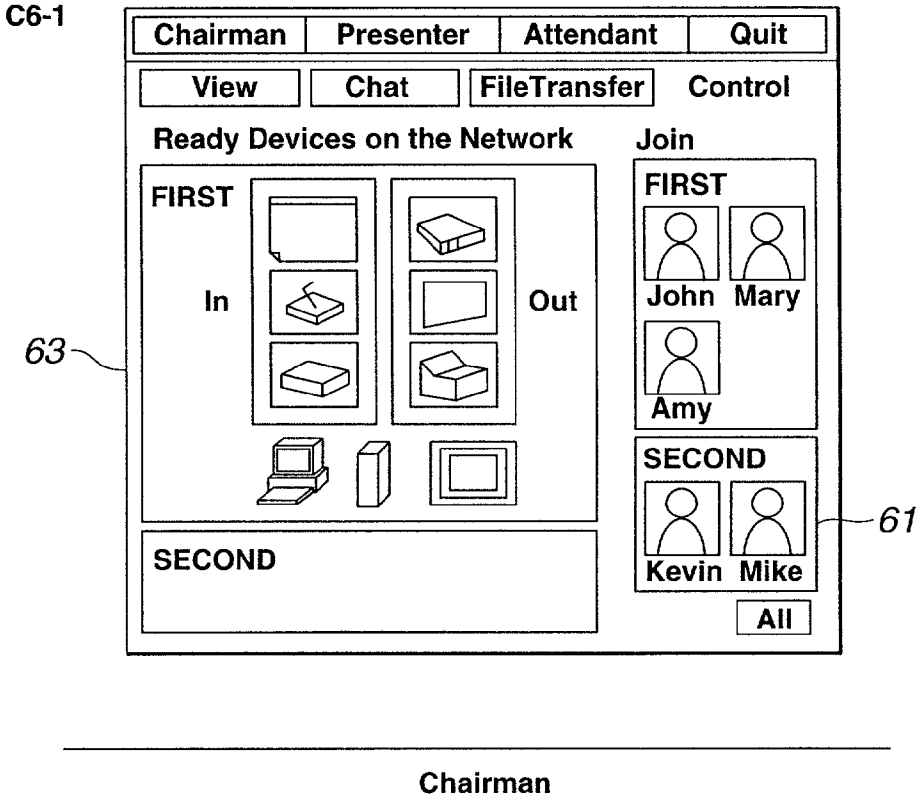
C6-1
Chairman
Presenter
Attendant
Quit
View
Chat
FileTransfer
Control
Ready Devices on the Network
Join
FIRST
In
Out
63
FIRST
John
Mary
Amy
SECOND
Kevin
Mike
61
SECOND
All
Chairman

FIG.41

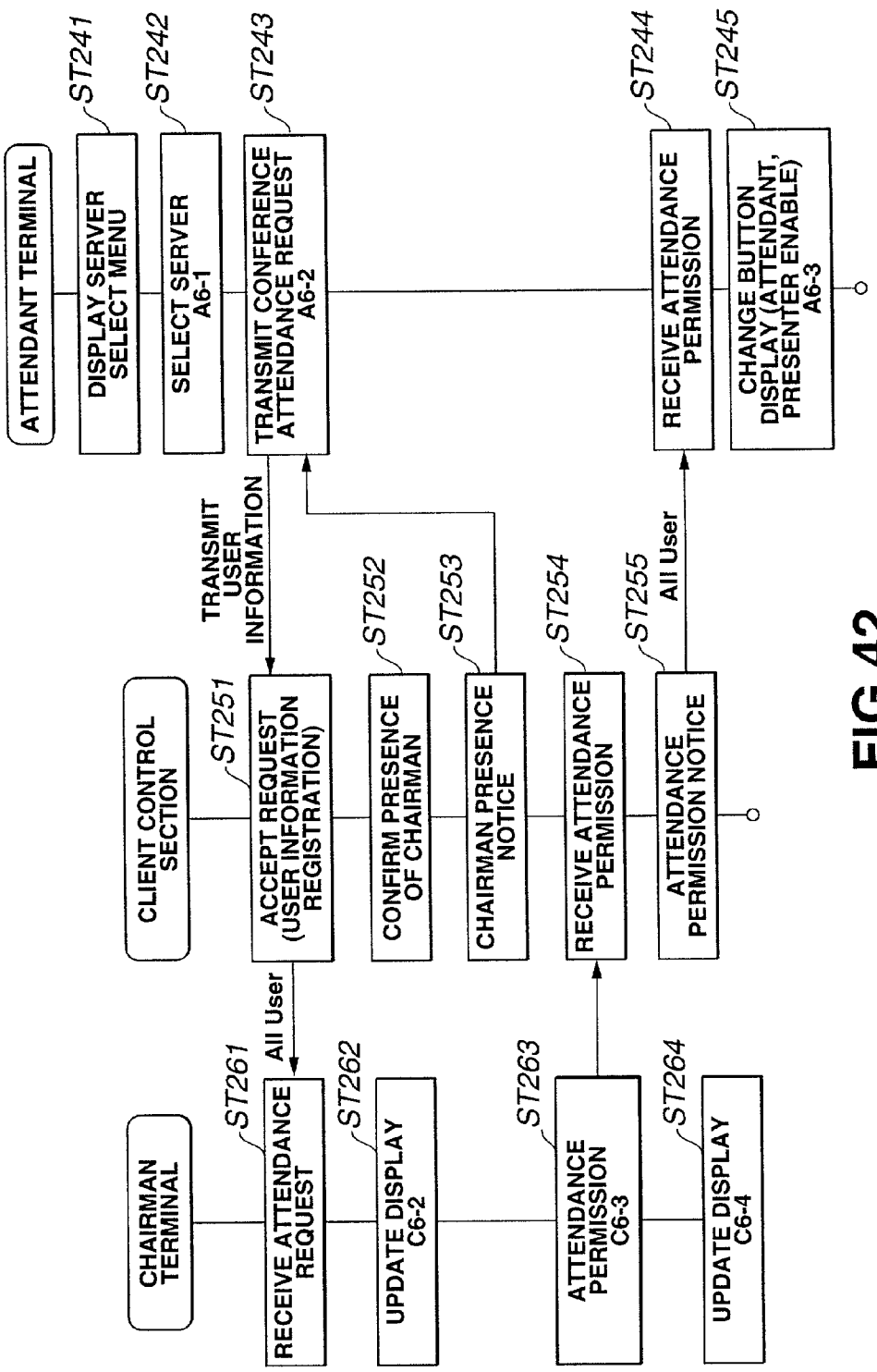
ATTENDANT TERMINAL
ST241
DISPLAY SERVER SELECT MENU
ST242
SELECT SERVER A6-1
ST243
TRANSMIT CONFERENCE ATTENDANCE REQUEST A6-2
ST244
RECEIVE ATTENDANCE PERMISSION
ST245
CHANGE BUTTON DISPLAY (ATTENDANT, PRESENTER ENABLE) A6-3
TRANSMIT USER INFORMATION
CLIENT CONTROL SECTION
ST251
ACCEPT REQUEST (USER INFORMATION REGISTRATION)
ST252
CONFIRM PRESENCE OF CHAIRMAN
ST253
CHAIRMAN PRESENCE NOTICE
ST254
RECEIVE ATTENDANCE PERMISSION
ST255
All User
ATTENDANCE PERMISSION NOTICE
All User
CHAIRMAN TERMINAL
ST261
RECEIVE ATTENDANCE REQUEST
ST262
UPDATE DISPLAY C6-2
ST263
ATTENDANCE PERMISSION C6-3
ST264
UPDATE DISPLAY C6-4

FIG.42

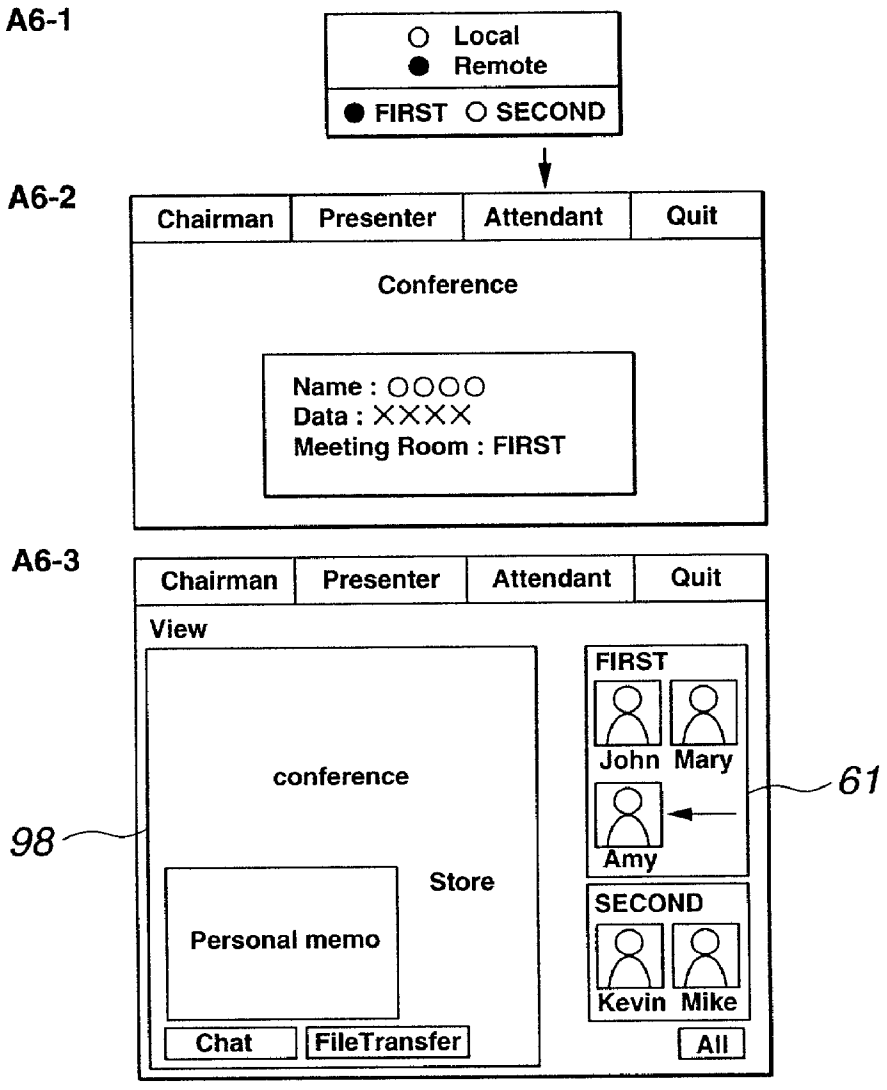

Attendant

FIG.43

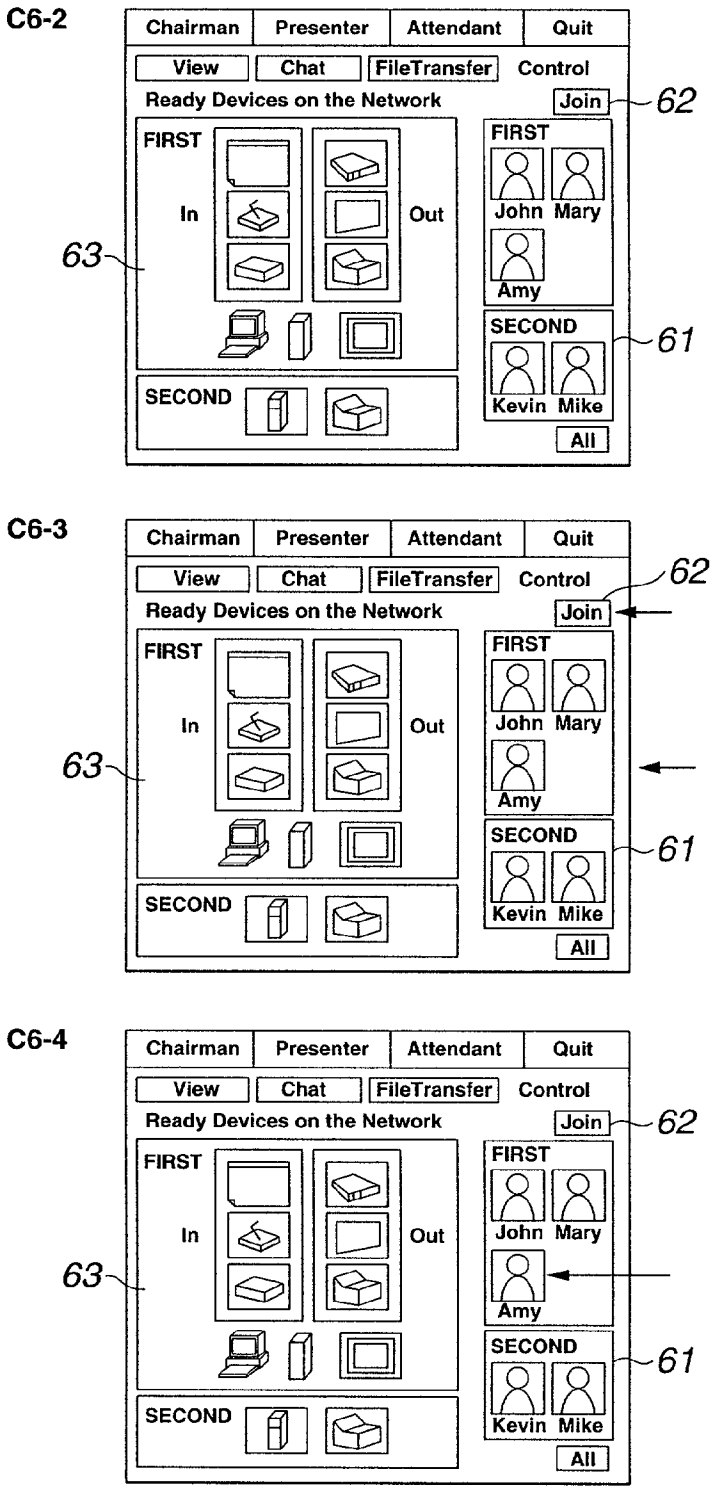
C6-2
Chairman
Presenter
Attendant
Quit
View
Chat
FileTransfer
Control
Ready Devices on the Network
Join
62
FIRST
In
Out
63
FIRST
John
Mary
Amy
SECOND
61
Kevin
Mike
All
SECOND
C6-3
Chairman
Presenter
Attendant
Quit
View
Chat
FileTransfer
Control
62
Ready Devices on the Network
Join
FIRST
In
Out
63
FIRST
John
Mary
Amy
SECOND
61
Kevin
Mike
All
SECOND
C6-4
Chairman
Presenter
Attendant
Quit
View
Chat
FileTransfer
Control
Ready Devices on the Network
Join
62
FIRST
In
Out
63
FIRST
John
Mary
Amy
SECOND
61
Kevin
Mike
All
SECOND
Chairman

FIG.44

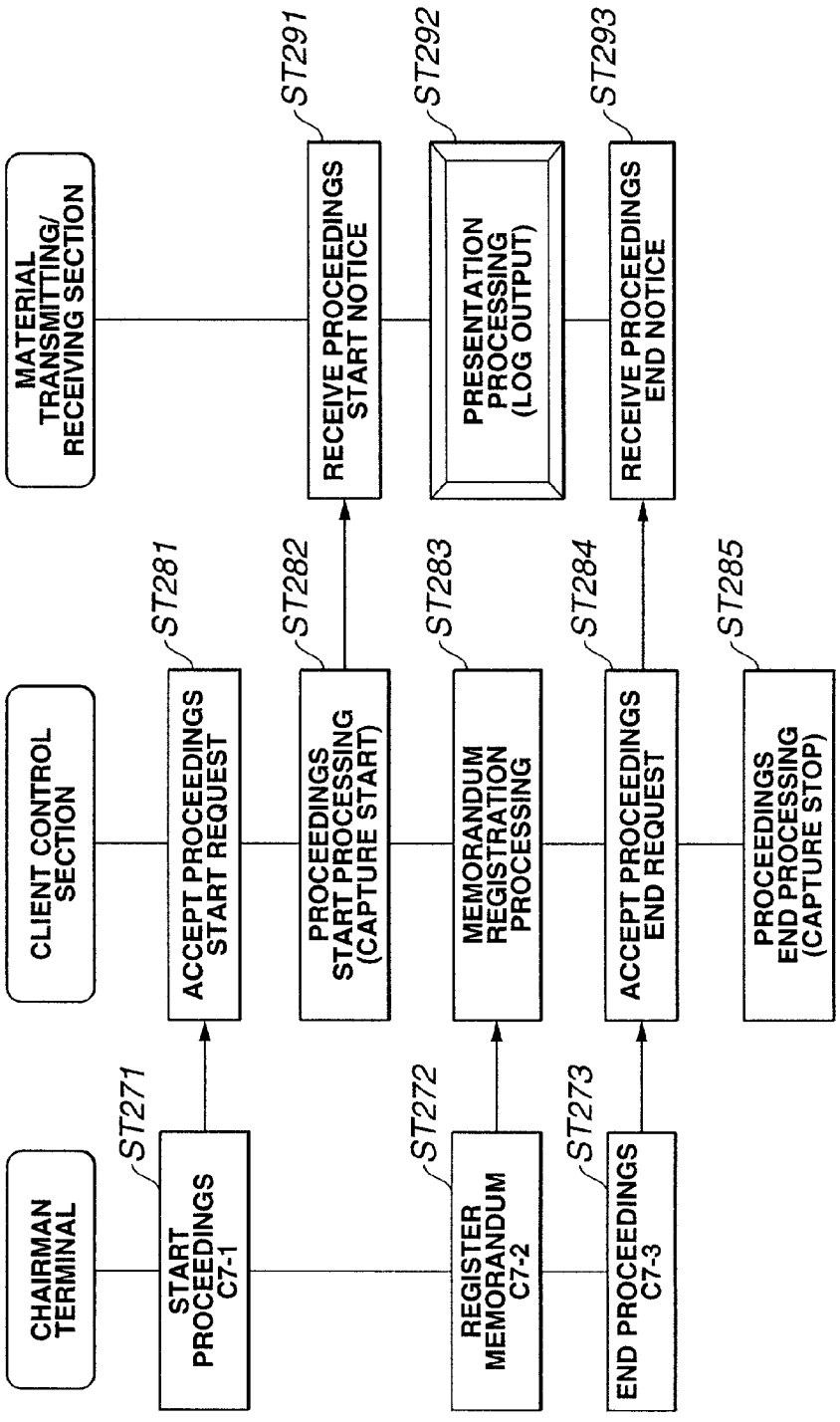
CHAIRMAN TERMINAL
CLIENT CONTROL SECTION
MATERIAL TRANSMITTING/ RECEIVING SECTION
START PROCEEDINGS C7-1
REGISTER MEMORANDUM C7-2
END PROCEEDINGS C7-3
ACCEPT PROCEEDINGS START REQUEST
PROCEEDINGS START PROCESSING (CAPTURE START)
MEMORANDUM REGISTRATION PROCESSING
ACCEPT PROCEEDINGS END REQUEST
PROCEEDINGS END PROCESSING (CAPTURE STOP)
RECEIVE PROCEEDINGS START NOTICE
PRESENTATION PROCESSING (LOG OUTPUT)
RECEIVE PROCEEDINGS END NOTICE
ST271
ST272
ST273
ST281
ST282
ST283
ST284
ST285
ST291
ST292
ST293

FIG.45

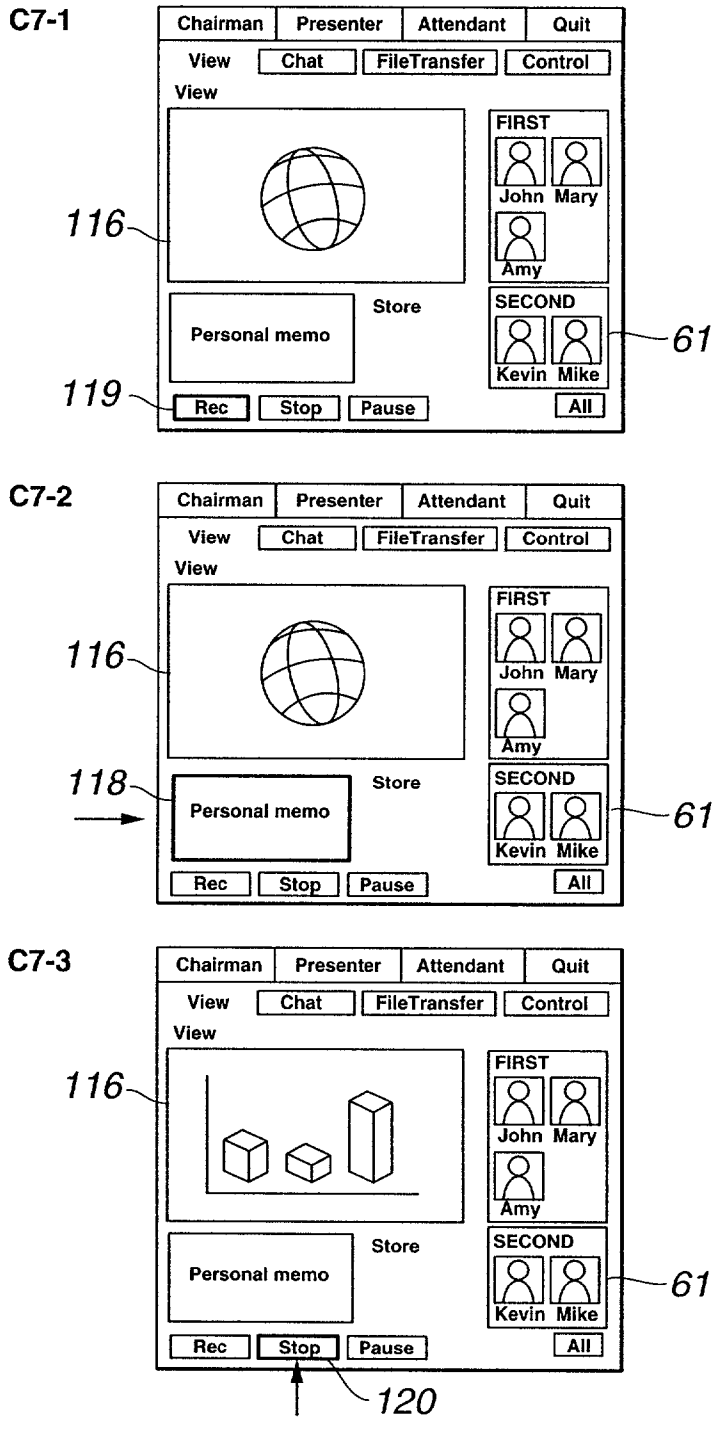

Chairman

FIG.46

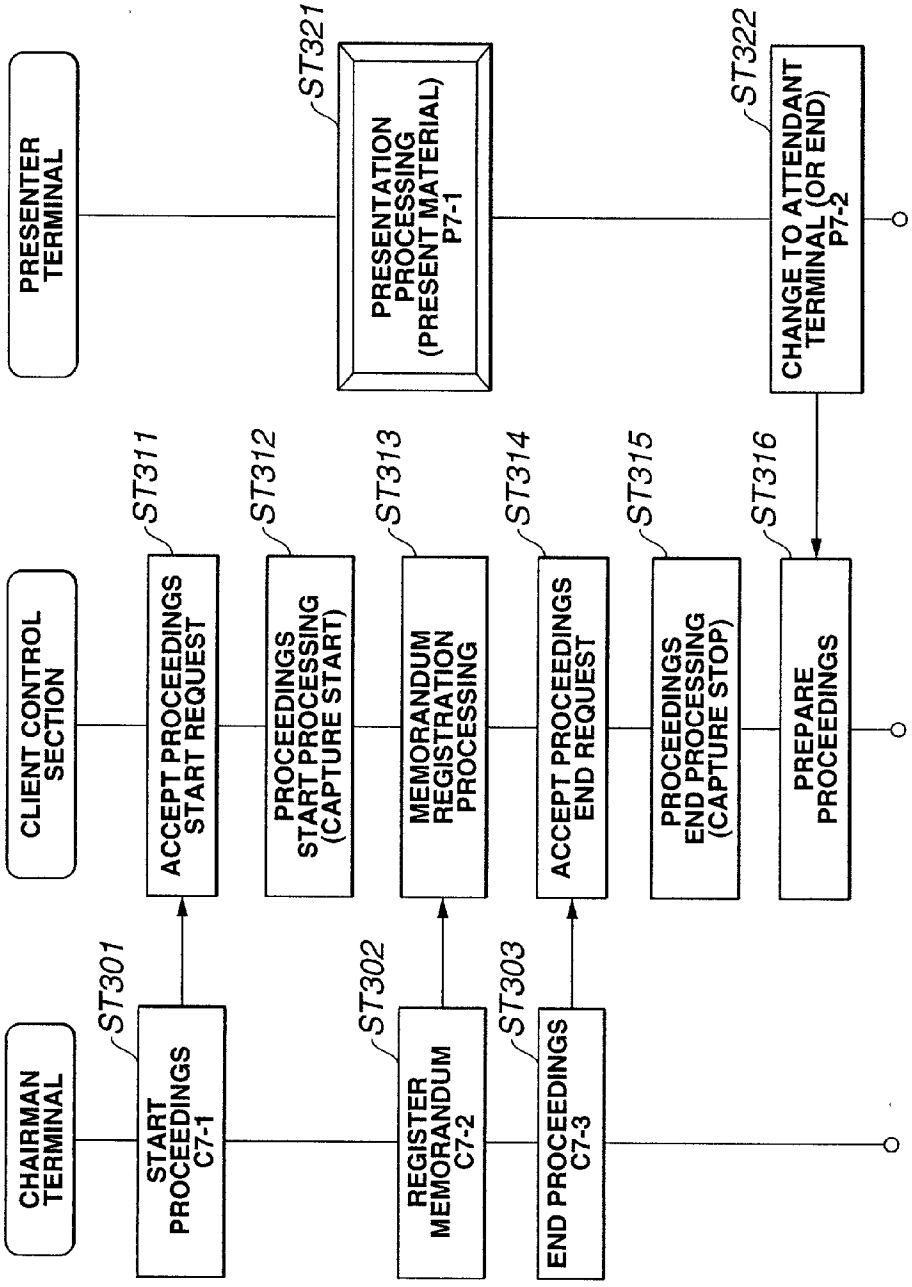
CHAIRMAN TERMINAL
CLIENT CONTROL SECTION
PRESENTER TERMINAL
ST301
START PROCEEDINGS C7-1
ST302
REGISTER MEMORANDUM C7-2
ST303
END PROCEEDINGS C7-3
ST311
ACCEPT PROCEEDINGS START REQUEST
ST312
PROCEEDINGS START PROCESSING (CAPTURE START)
ST313
MEMORANDUM REGISTRATION PROCESSING
ST314
ACCEPT PROCEEDINGS END REQUEST
ST315
PROCEEDINGS END PROCESSING (CAPTURE STOP)
ST316
PREPARE PROCEEDINGS
ST321
PRESENTATION PROCESSING (PRESENT MATERIAL) P7-1
ST322
CHANGE TO ATTENDANT TERMINAL (OR END) P7-2

FIG.47

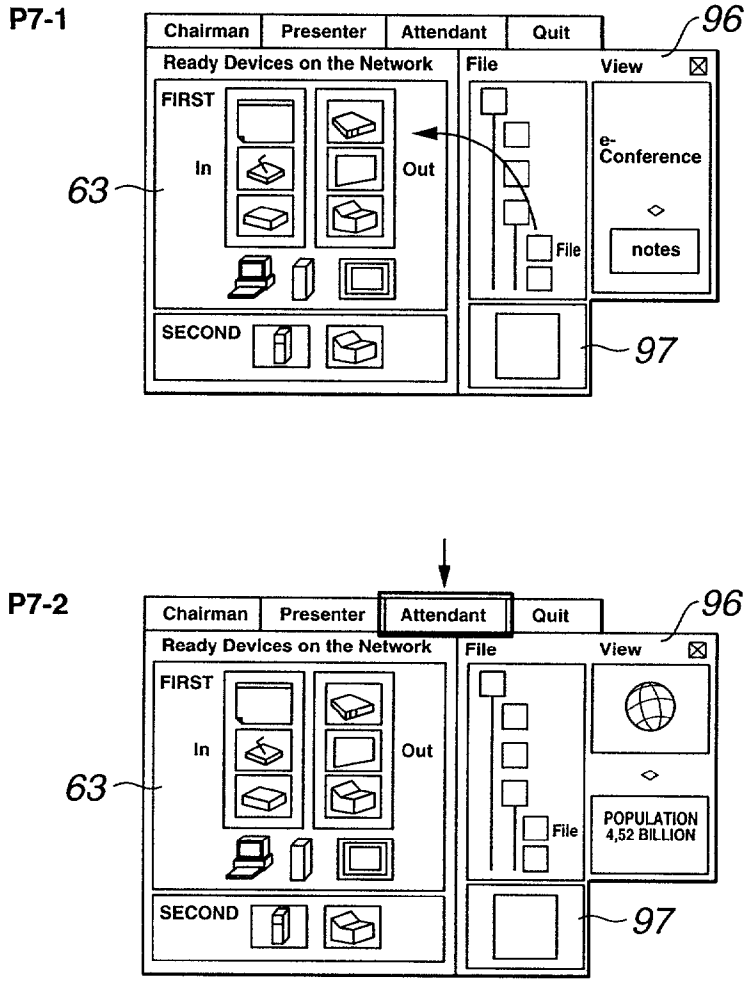

Presenter

FIG.48

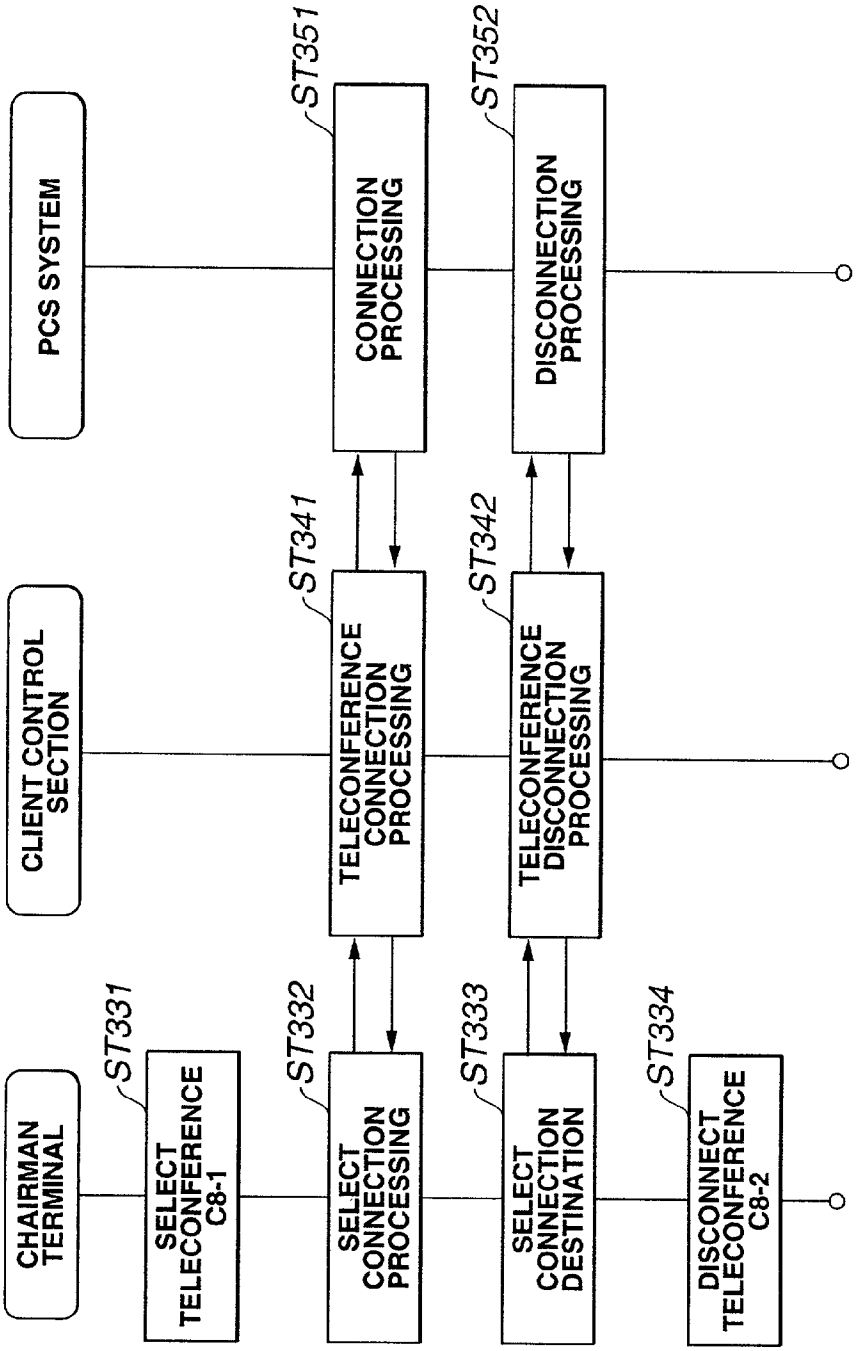
CHAIRMAN TERMINAL
CLIENT CONTROL SECTION
PCS SYSTEM
ST331
SELECT TELECONFERENCE C8-1
ST332
SELECT CONNECTION PROCESSING
ST333
SELECT CONNECTION DESTINATION
ST334
DISCONNECT TELECONFERENCE C8-2
ST341
TELECONFERENCE CONNECTION PROCESSING
ST342
TELECONFERENCE DISCONNECTION PROCESSING
ST351
CONNECTION PROCESSING
ST352
DISCONNECTION PROCESSING

FIG.49

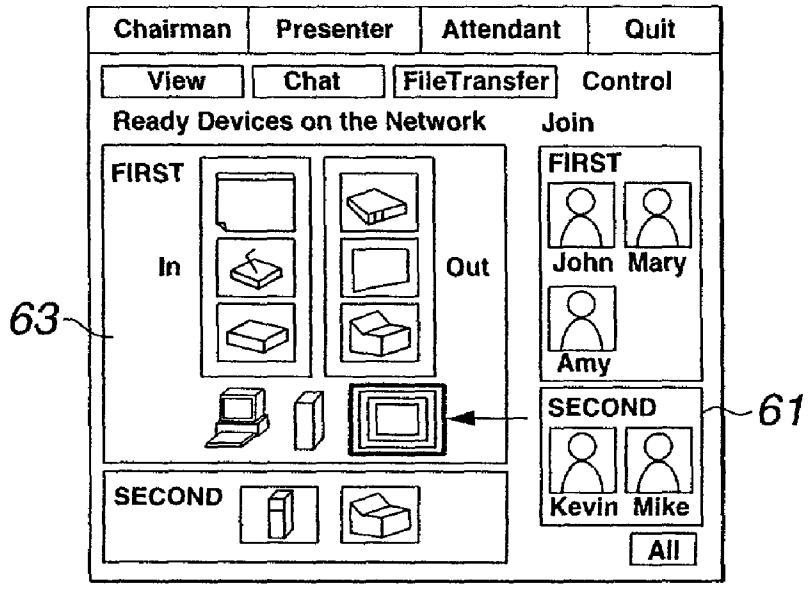

Chairman

FIG.50

NETWORK CONFERENCING SYSTEM, EQUIPMENT MANAGEMENT METHOD AND DATA PRESENTATION METHOD

TECHNICAL FIELD

[0001] This invention relates to a network conferencing system for connecting a plurality of electronic equipments and conferencing equipments via a network so that a conference is realized by attendants operating respective electronic equipments. This invention also relates to a network conferencing system and equipment management method, and a conference management server and equipment management method, adapted for managing an electronic equipment such as a projector device used for a conference. This invention also relates to a network conferencing system and data presentation method, and a conference management server and data presentation method, adapted for making presentation by a simple technique.

BACKGROUND ART

[0002] There has been known a conventional conferencing system in which a plurality of personal computers operated by users are connected via a network.

[0003] In this conferencing system, attendants at a conference with attendant terminals can browse the contents of presentation made by a presenter using a presenter terminal.

[0004] In the foregoing conferencing system, however, applications corresponding only to the attendant terminals and the presenter terminal exist as the provided applications despite the actual presence of the chairman, and no application is provided for carrying out the processing proper to the chairman.

[0005] Moreover, in the conventional conferencing system, it is desired to use not only a projector device but also various electronic equipments such as a teleconferencing system. However, the conventional conferencing system has no function to integrally manage electronic equipments used for a conference. It is often the case that individual personal computers and various electronic equipments are connected and individually managed. For example, the presenter terminal often carries out both presentation and management of various electronic equipments.

[0006] Thus, in view of the foregoing status of the art, it is an object of the present invention to provide a network conferencing system and equipment management method and a conference management server and equipment management method which enable integral management of various electronic equipments used for a conference in a network conferencing system made up of an attendant terminal, a presenter terminal and a chairman terminal.

[0007] Furthermore, for example, when a plurality of presenters alternately use the presenter terminal, the work to connect the presenter terminal with the projector device must be carries out by the presenters in turn and this is often troublesome to the presenters.

[0008] Thus, in view of the foregoing status of the art, it is an object of the present invention to provide a network conferencing system and data presentation method and a conference management server and data presentation method which enable simple presentation in a network conferencing system made up of an attendant terminal, a presenter terminal and a chairman terminal.

DISCLOSURE OF THE INVENTION

[0009] According to the present invention, there is provided a network conferencing system in which an output electronic equipment for presenting the contents of presentation, a generating electronic equipment for generating the contents of presentation to be presented by the output electronic equipment, a plurality of attendant electronic equipments operated by users attending a conference, and a conference management server connected with the output electronic equipment and the attendant electronic equipments so as to transmit and receive information to and from the output electronic equipment and the attendant electronic equipments, are connected via a communication network. In the network conferencing system, each of the attendant electronic equipments has an information input/output function for inputting and outputting information from and to the other attendant electronic equipments and the output electronic equipment via the communication network, a presentation function for presenting the contents of presentation by using the output electronic equipment, a presentation contents browsing function for browsing the contents of presentation presented by the presentation function of the other attendant electronic equipments using the output electronic equipment, an authentication function for carrying out authentication of attendance of the other attendant electronic equipments at a conference, an equipment management function for managing the state of each electronic equipment connected to the communication network, a display function for displaying, as icons, the other attendant electronic equipments with their attendance authenticated by the authentication function and the electronic equipment managed by the equipment management function, and a proceedings control function for obtaining information for preparing the proceedings by using the contents of presentation presented by the presentation function. In the network conferencing system, an area for icon display of the generating electronic equipment and an area for icon display of the output electronic equipment are separated, thus providing the icon display of the generating electronic equipment and the icon display of the output electronic equipment.

[0010] With such a network conferencing system, the output electronic equipment and the generating electronic equipment are managed by the equipment management function of the attendant electronic equipment, and the icon displays of the output electronic equipment and the generating electronic equipment are separately provided on each attendant electronic equipment.

[0011] According to the present invention, there is provided an equipment management method for a network conferencing system in which an output electronic equipment for presenting the contents of presentation, a generating electronic equipment for generating the contents of presentation to be presented by the output electronic equipment, a plurality of attendant electronic equipments, and a conference management server connected with the output electronic equipment and the attendant electronic equipments so as to transmit and receive information to and from the output electronic equipment and the attendant electronic equipments, are connected via a communication network, each of the attendant electronic equipments having an infor-

mation input/output function for inputting and outputting information from and to the other attendant electronic equipments and the output electronic equipment via the communication network, a presentation function for presenting the contents of presentation by using the output electronic equipment, a presentation contents browsing function for browsing the contents of presentation presented by the presentation function of the other attendant electronic equipments using the output electronic equipment, an authentication function for carrying out authentication of attendance of the other attendant electronic equipments at a conference, an equipment management function for managing the state of each electronic equipment connected to the communication network, a display function for displaying, as icons, the other attendant electronic equipments with their attendance authenticated by the authentication function and the electronic equipment managed by the equipment management function, and a proceedings control function for obtaining information for preparing the proceedings by using the contents of presentation presented by the presentation function. In the equipment management method, when each of the attendant electronic equipments attends a conference, an area for icon display of the generating electronic equipment and an area for icon display of the output electronic equipment are separated, thus providing the icon display of the generating electronic equipment and the icon display of the output electronic equipment by the display function of the attendant electronic equipment.

[0012] With such a method, the output electronic equipment and the generating electronic equipment are managed by the equipment management function of the attendant electronic equipment, and the icon displays of the output electronic equipment and the generating electronic equipment are separately provided on each attendant electronic equipment.

[0013] According to the present invention, there is provided a conference management server connected with an output electronic equipment for presenting the contents of presentation, a generating electronic equipment for generating the contents of presentation to be presented by the output electronic equipment, and a plurality of attendant electronic equipments via a communication network, each of the attendant electronic equipments having an information input/output function for inputting and outputting information from and to the other attendant electronic equipments and the output electronic equipment via the communication network, a presentation function for presenting the contents of presentation by using the output electronic equipment, a presentation contents browsing function for browsing the contents of presentation presented by the presentation function of the other attendant electronic equipments using the output electronic equipment, an authentication function for carrying out authentication of attendance of the other attendant electronic equipments at a conference, an equipment management function for monitoring the electronic equipment connected with the communication network and managing the state of each electronic equipment, a display function for displaying, as icons, the other attendant electronic equipments with their attendance authenticated by the authentication function and the electronic equipment managed by the equipment management function, and a proceedings control function for obtaining information for preparing the proceedings by using the contents of presentation presented by the presentation function. The conference management server has: equipment management means for monitoring the operating states of the output electronic equipment and the generating electronic equipment and preparing an equipment information file showing the type of each equipment and the operating state of each equipment; equipment display information preparation means for preparing equipment display information which separately displays an area for icon display of the generating electronic equipment and an area for icon display of the output electronic equipment on the basis of the result of monitoring and the type from the equipment management means; and output means for transmitting the equipment display information prepared by the equipment display information preparation means to the attendant electronic equipment.

[0014] With such a conference management server, the output electronic equipment and the generating electronic equipment are managed by preparing the equipment management file, and the equipment display information for providing separate icon displays of the output electronic equipment and the generating electronic equipment on each attendant electronic equipment is prepared and outputted to each attendant electronic equipment.

[0015] According to the present invention, there is provided an equipment management method for a conference server connected with an output electronic equipment for presenting the contents of presentation, a generating electronic equipment for generating the contents of presentation to be presented by the output electronic equipment, and a plurality of attendant electronic equipments via a communication network, each of the attendant electronic equipments having an information input/output function for inputting and outputting information from and to the other attendant electronic equipments and the output electronic equipment via the communication network, a presentation function for presenting the contents of presentation by using the output electronic equipment, a presentation contents browsing function for browsing the contents of presentation presented by the presentation function of the other attendant electronic equipments using the output electronic equipment, an authentication function for carrying out authentication of attendance of the other attendant electronic equipments at a conference, an equipment management function for monitoring the electronic equipment connected with the communication network and managing the state of each electronic equipment, a display function for displaying, as icons, the other attendant electronic equipments with their attendance authenticated by the authentication function and the electronic equipment managed by the equipment management function, and a proceedings control function for obtaining information for preparing the proceedings by using the contents of presentation presented by the presentation function. The method includes the steps of: monitoring the operating states of the output electronic equipment and the generating electronic equipment; preparing an equipment information file showing the type of each equipment and the operating state of each equipment; preparing equipment display information which separately displays an area for icon display of the generating electronic equipment and an area for icon display of the output electronic equipment on the basis of the result of monitoring and the type; and transmitting the prepared equipment display information to the attendant electronic equipment.

[0016] With such a method, the output electronic equipment and the generating electronic equipment are managed by preparing the equipment management file, and the equipment display information for providing separate icon displays of the output electronic equipment and the generating electronic equipment on each attendant electronic equipment is prepared and outputted to each attendant electronic equipment.

[0017] According to the present invention, there is also provided a network conferencing system in which an output electronic equipment for presenting the contents of presentation, a generating electronic equipment for generating the contents of presentation to be presented by the output electronic equipment, a plurality of attendant electronic equipments operated by users attending a conference, and a conference management server connected with the output electronic equipment and the attendant electronic equipments so as to transmit and receive information to and from the output electronic equipment and the attendant electronic equipments, are connected via a communication network. In the network conferencing system, each of the attendant electronic equipments has an information input/output function for inputting and outputting information from and to the other attendant electronic equipments, the output electronic equipment and the generating electronic equipment via the communication network, a presentation function for presenting the contents of presentation by using the output electronic equipment, a presentation contents browsing function for browsing the contents of presentation presented by the presentation function of the other attendant electronic equipments using the output electronic equipment, an authentication function for carrying out authentication of attendance of the other attendant electronic equipments at a conference, an equipment management function for managing the state of each electronic equipment connected to the communication network, a display function for displaying, as icons, the other attendant electronic equipments with their attendance authenticated by the authentication function and the electronic equipment managed by the equipment management function, and a proceedings control function for carrying out control to prepare the proceedings by using the contents of presentation presented by the presentation function. In the network conferencing system, the presentation function is to select an icon display of the generating electronic equipment from the icon displays of the generating electronic equipments made by the display function in accordance with the operation by the user, then carry out control to display, by the display function, a list of the contents of material data generated by the generating electronic equipment corresponding to the selected icon display, then select the contents of material data displayed in the list by the display function, and carry out control to transfer the selected material data to the output electronic equipment or the attendant electronic equipment via the conference management server.

[0018] With such a network conferencing system, even in the case of presenting material data generated by the generating electronic equipment, presentation is made by the presentation function with the contents of material data displayed in a list and presented to the presenter.

[0019] According to the present invention, there is also provided a data presentation method for a network conferencing system in which an output electronic equipment for presenting the contents of presentation, a generating electronic equipment for generating the contents of presentation to be presented by the output electronic equipment, a plurality of attendant electronic equipments operated by users attending a conference, and a conference management server connected with the output electronic equipment and the attendant electronic equipments so as to transmit and receive information to and from the output electronic equipment and the attendant electronic equipments, are connected via a communication network, each of the attendant electronic equipments having an information input/output function for inputting and outputting information from and to the other attendant electronic equipments, the output electronic equipment and the generating electronic equipment via the communication network, a presentation function for presenting the contents of presentation by using the output electronic equipment and/or the other attendant electronic equipments, a presentation contents browsing function for browsing the contents of presentation presented by the presentation function of the other attendant electronic equipments using the output electronic equipment, an authentication function for carrying out authentication of attendance of the other attendant electronic equipments at a conference, an equipment management function for managing the state of each electronic equipment connected to the communication network, a display function for displaying, as icons, the other attendant electronic equipments with their attendance authenticated by the authentication function and the electronic equipment managed by the equipment management function, and a proceedings control function for carrying out control to prepare the proceedings by using the contents of presentation presented by the presentation function. The data presentation method includes the steps of: providing an icon display related to the generating electronic equipment by the display function; selecting the icon display of the generating electronic equipment in accordance with the operation by the user; displaying, by the display function, a list of the contents of material data generated by the generating electronic equipment corresponding to the selected icon display; selecting the material data displayed in the list by the display function; and transferring the selected material data to the output electronic equipment or the attendant electronic equipment via the conference management server.

[0020] With such a method, even in the case of presenting material data generated by the generating electronic equipment, the contents of material data is displayed in a list and presented to the presenter while the selected material data is outputted to the output electronic equipment and/or the attendant electronic equipment via the conference management server, thus making presentation.

[0021] According to the present invention, there is also provided a conference management server connected with an output electronic equipment for presenting the contents of presentation, a generating electronic equipment for generating the contents of presentation to be presented by the output electronic equipment, and a plurality of attendant electronic equipments via a communication network, each of the attendant electronic equipments having an information input/output function for inputting and outputting information from and to the other attendant electronic equipments, the output electronic equipment and the generating electronic equipment via the communication network, a presentation function for presenting the contents of presentation by using the output electronic equipment and/or the

other attendant electronic equipments, a presentation contents browsing function for browsing the contents of presentation presented by the presentation function of the other attendant electronic using the output electronic equipment, an authentication function for carrying out authentication of attendance of the other attendant electronic equipments at a conference, an equipment management function for monitoring the electronic equipment connected with the communication network and managing the state of each electronic equipment, a display function for displaying, as icons, the other attendant electronic equipments with their attendance authenticated by the authentication function and the electronic equipment managed by the equipment management function, and a proceedings control function for obtaining information for preparing the proceedings by using the contents of presentation presented by the presentation function. The conference management server has: material data input means for inputting material data generated by the generating electronic equipment; data storage means for storing the material data inputted by the material data input means; output means for outputting the material data to the output electronic equipment or the attendant electronic equipment in accordance with a request from the attendant electronic equipment having the authority of a presenter terminal with the presentation function; and control means for carrying out control to cause the presenter terminal to display a list of the material data generated by the generating electronic equipment in accordance with a material presentation request for presenting the material data generated by the generating electronic equipment from the presenter terminal, and to transfer the material data selected in accordance with a material presentation request for selecting the material data displayed in the list, to the output electronic equipment or the attendant electronic equipment.

[0022] With such a conference management server, even in the case of presenting material data generated by the generating electronic equipment, the contents of material data is displayed in a list and presented to the presenter while the selected material data is outputted to the output electronic equipment and/or the attendant electronic equipment via the conference management server, thus making presentation.

[0023] According to the present invention, there is also provided a data presentation method for a conference management server connected with an output electronic equipment for presenting the contents of presentation, a generating electronic equipment for generating the contents of presentation to be presented by the output electronic equipment, and a plurality of attendant electronic equipments via a communication network, each of the attendant electronic equipments having an information input/output function for inputting and outputting information from and to the other attendant electronic equipments, the output electronic equipment and the generating electronic equipment via the communication network, a presentation function for presenting the contents of presentation by using the output electronic equipment and/or the other attendant electronic equipments, a presentation contents browsing function for browsing the contents of presentation presented by the presentation function of the other attendant electronic using the output electronic equipment, an authentication function for carrying out authentication of attendance of the other attendant electronic equipments at a conference, an equipment management function for monitoring the electronic equipment connected with the communication network and managing the state of each electronic equipment, a display function for displaying, as icons, the other attendant electronic equipments with their attendance authenticated by the authentication function and the electronic equipment managed by the equipment management function, and a proceedings control function for obtaining information for preparing the proceedings by using the contents of presentation presented by the presentation function. The data presentation method includes the steps of: inputting material data generated by the generating electronic equipment; storing the inputted presentation data and material data; causing the presenter terminal to display a list of the material data generated by the generating electronic equipment in accordance with a material presentation request for presenting the material data generated by the generating electronic equipment from the attendant electronic equipment having the authority of a presenter terminal with the presentation function; and transferring the material data selected in accordance with a material presentation request for selecting the material data displayed in the list, to the output electronic equipment or the attendant electronic equipment.

[0024] With such a method, even in the case of presenting material data generated by the generating electronic equipment, the contents of material data is displayed in a list and presented to the presenter while the selected material data is outputted to the output electronic equipment and/or the attendant electronic equipment via the conference management server, thus making presentation.

BRIEF DESCRIPTION OF THE DRAWINGS

[0025] **FIG. 1** is a schematic view showing a network conferencing system to which the present invention is applied.

[0026] **FIG. 2** is a structural view of the network conferencing system to which the present invention is applied.

[0027] **FIG. 3** is a view for explaining the software environment of a client PC.

[0028] **FIGS. 4A and 4B** are views for explaining an attendant icon display screen.

[0029] **FIG. 5** is a view for explaining an available equipment display screen.

[0030] **FIG. 6** is a view for explaining the software environment of a conference server in the network conferencing system to which the present invention is applied.

[0031] **FIG. 7** is a block diagram showing the structure of a conference server in a first conference room in the network conferencing system to which the present invention is applied.

[0032] **FIG. 8** is a view for explaining the structure of a proceedings log file prepared at a proceedings control section in the network conferencing system to which the present invention is applied.

[0033] **FIG. 9** is a view for explaining the processing to prepare proceedings data at the proceedings preparation section in the network conferencing system to which the present invention is applied.

[0034] **FIG. 10** shows an exemplary display screen when displaying the proceedings data in the network conferencing system to which the present invention is applied.

[0035] **FIGS. 11A and 11B** show a display screen of a client PC existing in the first conference room in the network conferencing system to which the present invention is applied.

[0036] **FIG. 12** shows a display screen of a chairman terminal existing in the first conference room in the network conferencing system to which the present invention is applied.

[0037] **FIG. 13** shows a display screen of a presenter terminal existing in the first conference room in the network conferencing system to which the present invention is applied.

[0038] **FIG. 14** shows a display screen of an attendant terminal existing in the first conference room in the network conferencing system to which the present invention is applied.

[0039] **FIGS. 15A and 15B** show a display screen of a client PC existing in a second conference room in the network conferencing system to which the present invention is applied.

[0040] **FIG. 16** shows a display screen of a chairman terminal existing in the second conference room in the network conferencing system to which the present invention is applied.

[0041] **FIG. 17** shows a display screen of a presenter terminal existing in the second conference room in the network conferencing system to which the present invention is applied.

[0042] **FIG. 18** shows a display screen of an attendant terminal existing in the second conference room in the network conferencing system to which the present invention is applied.

[0043] **FIG. 19** is a flowchart showing the processing procedures at the attendant terminal and the presenter terminal, a client control section and the chairman terminal at the time of attending/leaving the conference in the network conferencing system to which the present invention is applied.

[0044] **FIG. 20** is a flowchart showing the processing procedure at the attendant terminal and the presenter terminal, a client control section and the chairman terminal at the time of attending/leaving the conference in the network conferencing system to which the present invention is applied.

[0045] **FIG. 21** shows the display screen of the attendant terminal at the time of attending/leaving the conference in the network conferencing system to which the present invention is applied.

[0046] **FIG. 22** shows the display screen of the presenter terminal at the time of attending/leaving the conference in the network conferencing system to which the present invention is applied.

[0047] **FIG. 23** shows the display screen of the chairman terminal at the time of attending/leaving the conference in the network conferencing system to which the present invention is applied.

[0048] **FIG. 24** is a flowchart showing the processing procedure at the presenter terminal, the client control section, the attendant terminal and the chairman terminal at the time of presenting a material in the network conferencing system to which the present invention is applied.

[0049] **FIG. 25** shows the display screens of the attendant terminal, the presenter terminal and the chairman terminal at the time of presenting a material in the network conferencing system to which the present invention is applied.

[0050] **FIG. 26** is a flowchart showing the processing procedure at the presenter terminal, the client control section and a material transmitting/receiving section at the time of presenting a material in the network conferencing system to which the present invention is applied.

[0051] **FIG. 27** shows the display screen of the presenter terminal at the time of presenting a material in the network conferencing system to which the present invention is applied.

[0052] **FIG. 28** is a flowchart showing the processing procedure at the presenter terminal, the client control section, the attendant terminal and the chairman terminal at the time of presentation in the network conferencing system to which the present invention is applied.

[0053] **FIG. 29** shows the display screen of the attendant terminal at the time of presentation in the network conferencing system to which the present invention is applied.

[0054] **FIG. 30** shows the display screen of the presenter terminal at the time of presentation in the network conferencing system to which the present invention is applied.

[0055] **FIG. 31** shows the display screen of the chairman terminal at the time of presentation in the network conferencing system to which the present invention is applied.

[0056] **FIG. 32** is a flowchart showing the processing procedure at the presenter terminal, the client control section and the material transmitting/receiving section at the time of presentation in the network conferencing system to which the present invention is applied.

[0057] **FIG. 33** shows the display screen of the presenter terminal at the time of presentation in the network conferencing system to which the present invention is applied.

[0058] **FIG. 34** is a flowchart showing the processing procedure at the attendant terminal, the client control section and the chairman terminal at the time of chat in the network conferencing system to which the present invention is applied.

[0059] **FIG. 35** shows the display screens of the attendant terminal and the chairman terminal at the time of chat in the network conferencing system to which the present invention is applied.

[0060] **FIG. 36** shows the display screens of the attendant terminal and the chairman terminal at the time of chat in the network conferencing system to which the present invention is applied.

[0061] **FIG. 37** is a flowchart showing the processing procedure at the first client PC, the client control section and the second client PC at the time of file transfer in the network conferencing system to which the present invention is applied.

[0062] **FIG. 38** shows the display screen of the attendant terminal at the time of file transfer in the network conferencing system to which the present invention is applied.

[0063] **FIG. 39** shows the display screens of the attendant terminal and the chairman terminal at the time of file transfer in the network conferencing system to which the present invention is applied.

[0064] **FIG. 40** is a flowchart showing the processing procedure at the chairman terminal, the client control section and an equipment management section at the time of equipment management and user authentication in the network conferencing system to which the present invention is applied.

[0065] **FIG. 41** shows the display screen of the chairman terminal at the time of equipment management and user authentication in the network conferencing system to which the present invention is applied.

[0066] **FIG. 42** is a flowchart showing the processing procedure at the attendant terminal, the client control section and the chairman terminal at the time of user authentication in the network conferencing system to which the present invention is applied.

[0067] **FIG. 43** shows the display screens of the attendant terminal and the presenter terminal at the time of user authentication in the network conferencing system to which the present invention is applied.

[0068] **FIG. 44** shows the display screen of the chairman terminal at the time of user authentication in the network conferencing system to which the present invention is applied.

[0069] **FIG. 45** is a flowchart showing the processing procedure at the chairman terminal, the client control section and the material transmitting/receiving section at the time of controlling the proceedings in the network conferencing system to which the present invention is applied.

[0070] **FIG. 46** shows the display screen of the chairman terminal at the time of controlling and preparing the proceedings in the network conferencing system to which the present invention is applied.

[0071] **FIG. 47** is a flowchart showing the processing procedure at the chairman terminal, the client control section and the presenter terminal at the time of starting preparation of the proceedings in the network conferencing system to which the present invention is applied.

[0072] **FIG. 48** shows the display screen of the presenter terminal at the time of controlling and preparing the proceedings in the network conferencing system to which the present invention is applied.

[0073] **FIG. 49** is a flowchart showing the processing procedure at the chairman terminal, the client control section and a teleconferencing system at the time of teleconference control in the network conferencing system to which the present invention is applied.

[0074] **FIG. 50** shows the display screen at the time of teleconference control by the chairman terminal in the network conferencing system to which the present invention is applied.

BEST MODE FOR CARRYING OUT THE INVENTION

[0075] A preferred embodiment of the present invention will now be described in detail with reference to the drawings.

[0076] The present invention is applied to a network conferencing system as shown in **FIGS. 1 and 2**.

[0077] This network conferencing system is constituted by a first conference room **10** and a second conference room **30**. The first conference room **10** and the second conference room **30** are connected with each other via a communication network **1**. In this network conferencing system, the first conference room **10** and the second conference room **30** are connected by the communication network **1** for transmitting data and various types of information via a communication channel in accordance with, for example, a wired LAN protocol (e.g., Ethernet).

[0078] In the network conferencing system, a plurality of client PCs operated by attendants at a conference are provided. The authority to be a chairman and the authority to be a presenter are given to any of the client PCs and the authority to be an attendant is given to the other client PCs, thus realizing a conference with the chairman, the presenter and the attendants. In the following description, the client PC having the authority to be the attendant is referred to an attendant terminal and the client PC having the authority to be the presenter is referred to as presenter terminal while the client PC having the authority to be the chairman is referred to as chairman terminal.

[0079] The first conference room **10** has a conference server **11** connecting to the second conference room **30** via the communication network **1**, a hub **12** connecting the conference server **11** with various equipments within the first conference room **10**, and a radio communication device **13** forming a radio network in the first conference room **10**.

[0080] The conference server **11** has a communication function for transmitting/receiving images, sounds and characters to/from the various equipments included in the first conference room **10** and the second conference room **30**, a proceedings preparation function for preparing the proceedings in which the contents of the conference are recorded, and an equipment management function for recognizing and controlling the various equipments included in the first conference room **10** and the second conference room **30**.

[0081] The conference server **11** is connected with the various equipments included in the first conference room **10** via the hubl**2**, thereby transmitting/receiving information to/from the equipments included in the first conference room **10** and also transmitting/receiving information to/from the equipments included in the second conference room **30** via the communication network **1**.

[0082] The hub **12** is connected to output equipments such as a projector device **15**, a GUI (graphical user interface) display device **16**, a whiteboard **17***a* and a printer device **18**, and input equipments such as a 3D image input device **17** and a scanner device **19**, included in the first conference room **10**, and is also connected with the radio communication device **13**.

[0083] The radio communication device **13** is connected with the hub **12** and is also connected with a client PC **14**

operated by a user in the first conference room **10** who attends the conference by using the network conferencing system, via the radio network. The radio communication device **13** transmits/receives information to/from each client PC **14** in accordance with the radio communication protocol such as IEEE (The Institute of Electrical and Electronics Engineers) 802.11b.

[**0084**] The first conference room **10** also has client PCs (personal computers) **14***a* to **14***f* (hereinafter generally referred to as "client PC **14**") which are connected with the radio communication device **13** via the radio network and are operated by attendants in the network conferencing system.

[**0085**] The client PC **14** is made up of, for example, an information portable terminal or a personal computer operated by the attendant at the conference. The client PC **14** has a pointing device such as a keyboard and a mouse operated by the user, and a display mechanism for displaying the contents of presentation and the like.

[**0086**] The client PC **14** is connected with the radio communication device **13** via the radio network and is connected with the various equipments in the first conference room **10** via the radio communication device **13**. The client PC **14** is connected with the other client PCs **14**, a client PC **33** in the second conference room **30** and the various equipments in the first conference room **10** and the second conference room **30** via the radio communication device **13**.

[**0087**] The first conference room **10** has the projector device **15**, the data display device **16** and the printer device **18** as the output equipments.

[**0088**] The projector device **15** has an internal optical system and projects a light emitted from an internal light source onto a display screen **15***a*. The projector device **15** is connected with the hub **12** via a cable or the like and is connected with the conference server **11** via the hub **12**. The projector device **15** receives presentation data from the presenter terminal via the conference server **11** and the hub **12** and operates to project the contents of presentation onto the display screen **15***a*.

[**0089**] The data display device **16** is made up of, for example, PDP (plasma display panel) and presents various contents to the conference attendants in the first conference room **10**. The data display device **16** is connected with the hub **12** via a cable or the like and is connected with the conference server **11** via the hub **12**, thus displaying the display screen of the chairman terminal and various contents.

[**0090**] The printer device **18** has a print mechanism for printing onto a print medium such as a print sheet. The printer device **18** is connected with the hub **12** via a cable or the like and is connected with the various equipments in the first conference room **10** via the hub **12**. The printer device **18** carries out print processing in accordance with material data to be printed, for example, from the conference server **11**, and outputs a print medium on which printing is made.

[**0091**] The first conference room **10** also has the 3D image input device **17**, the whiteboard **17***a* and the scanner device **19** as the input equipments. The scanner device **19** has, for example, an optical reading mechanism and is connected with the hub **12** via a cable or the like. The scanner device **19** is operated by the conference attendant and outputs static image data thus read out to the conference server **11** via the hub **12**.

[**0092**] The 3D image input device **17** is connected with the radio communication device **13** via the radio network and is connected with the various equipments in the first conference room **10** via the radio communication device **13**. The 3D image input device **17** has a camera mechanism having an IEEE 1394 interface and a stand, and has a function to transmit static image data picked up by the camera mechanism to the conference server **11**.

[**0093**] The whiteboard **17***a* is adapted so that various contents are written thereon by the attendants and has a function to scan the contents and output the scanned data to the conference server **11** via the cable.

[**0094**] The first conference room **10** also has a teleconferencing system which is made up of a camera device **20**, a teleconference monitor device **21**, a camera control unit **22**, an audio controller **23** and a plurality of microphone devices **24***a* to **24***f* (hereinafter generally referred to as "microphone device **24**"). In the teleconferencing system, sounds and images in the first conference room **10** are obtained to notify the second conference room **30** of the status of the first conference room **10**. The image data obtained by the teleconferencing system is captured by the conference server **11**.

[**0095**] The camera device **20** is used, for example, for a teleconference. The camera device **20** images the presenter presenting in the first conference room **10** and the scene in the first conference room **10**, thus generating image data. The camera device **20** is connected with the communication network via a cable and outputs the image data to a teleconferencing system **35** of the second conference room **30** and the conference server **11**.

[**0096**] The camera control unit **22** is made up of a controller for controlling adjustment of the imaging direction and zoom of the camera device **20**. The camera control unit **22** controls the camera device **20** in accordance with commands from the client PC **14** in the first conference room **10** and the client PC **33** in the second conference room **30** via the communication network **1**.

[**0097**] The teleconference monitor device **21** is made up of a display device and is connected with the camera device **20** to display images picked up by a camera device **35***a* in the second conference room **30**.

[**0098**] The microphone devices **24** are made up of the microphone devices **24***a* to **24***f* corresponding to the client PCs **14***a* to **14***f*. The microphone device **24** detects the voice and sound from each attendant, then generates audio data and supplies the audio data to the audio controller **23**.

[**0099**] The audio controller **23** has a function to adjust the audio data from the microphone device **24**. The audio controller **23** may be set to detect only the voice and sound from the presenter or may be set to detect the voice and sound from the other attendants as well as the presenter.

[**0100**] The second conference room **30** has the teleconferencing system **35** constituted by a radio communication device **31**, a portable projector device **32**, client PCs **33***a* to

33*c* (hereinafter generally referred to as "PC **33**"), a camera device **35***a* and a teleconference monitor **35***b*.

[**0101**] The radio communication device **31** is connected with the communication network **1** and is also connected with the client PC **33** operated by the user in the second conference room **30** who attends the conference by using the network conferencing system, via the radio network. The radio communication device **31** transmits/receives information to each client PC **33** in accordance with the radio communication protocol such as IEEE (The Institute of Electrical and Electronics Engineers) 802.11b.

[**0102**] The portable projector device **32** has an internal optical system and projects a light emitted from an internal light source onto a display screen **32***a*. The portable projector device **32** is connected with the radio communication device **31** via the radio network and is connected with the various equipments in the first conference room **10** and the second conference room **30** via the radio communication device **31**. The portable projector device **32** is supplied with presentation data from the presenter terminal via the communication network **1** and the radio communication device **31** and operates to project the contents of presentation onto the display screen **32***a*.

[**0103**] The client PCs **33***a* to **33***c* (hereinafter generally referred to as "client PC **33**") are connected with the radio communication device **31** via the radio network and are operated by the attendants in the second conference room **30**.

[**0104**] The client PC **33** is made up of, for example, an information portable terminal or a personal computer and is operated by the attendant at the conference. The client PC **33** has a pointing device such as a keyboard and a mouse operated by the user, and a display mechanism for displaying the contents of presentation.

[**0105**] The teleconferencing system **35** images the status of the second conference room **30** by the camera device **35***a* and transmits the image data to the first conference room **10**. The teleconferencing system **35** also displays images based on the image data from the camera device **20** of the first conference room **10**, by the teleconference monitor **35***b*.

[**0106**] The client PCs **14** provided in the first conference room **10** and the client PCs **33** provided in the second conference room **30** (hereinafter generally referred to as "client PC") have a software environment as shown in **FIG. 3**.

[**0107**] In **FIG. 3**, each client PC has stored therein basic software, a radio communication protocol such as IEEE 802.11b, a network protocol for transmitting/receiving information via the communication network **1**, a conference program for participating in the network conferencing system, and a GUI program for attending the conference and display various contents.

[**0108**] The conference program includes a presentation program for making presentation, as a program available to the presenter at the conference.

[**0109**] The conference program also includes a chat program for transmitting/receiving real-time messages between the client PCs and a file transfer program for transferring files between the client PCs, as programs available at the presenter terminal, the attendant terminal or the chairman terminal.

[**0110**] The conference program further includes a teleconference control program for having a teleconference using the teleconferencing system, a proceedings control program for controlling the conference server **11** to control preparation of a proceedings file, and a user authentication/equipment management program for managing the client PCs and the various equipments using the network conferencing system, as programs available only at the chairman terminal.

[**0111**] The GUI program is adapted for displaying various contents by the display mechanism of the client PC in accordance with the program used by the client PC. Specifically, when the client PC has the authority as the presenter and is using the presentation program, the GUI program displays a GUI screen for carrying out presentation. When the client PC has the authority as the chairman, the GUI program displays GUI screens corresponding to the teleconference control program, the proceedings control program and the user authentication/equipment management program.

[**0112**] The chairman terminal executes the user authentication/equipment management program, thereby providing an attendant icon display **61** in which the attendants operating the other client PCs are displayed as icons, as shown in **FIG. 4**.

[**0113**] To display the user-authenticated conference attendants, attendant icon display screens **61***a*, **61***b* are displayed for the first conference room **10** and the second conference room **30**, respectively, as shown in **FIG. 4A**. In this case, the chairman terminal displays the images and names of the attendants to make the conference attendants visually recognizable to the chairman. In response to the selection of any of the images of the attendants, the chairman terminal displays information of the selected attendant as shown in **FIG. 4B**.

[**0114**] The chairman terminal provides a shaded display **61***c* for the icon display of a client PC which is not user-authenticated but is included in the network conferencing system, and provides a normal display **61***d* for the icon display of a user-authenticated client PC.

[**0115**] The chairman terminal also displays a join button (Join) **62** for deciding whether to carry out user authentication or not. When the attendant icon display is selected by the user and the join button **62** is selected, the chairman terminal provides attendance permission to the client PC corresponding to the attendant icon display.

[**0116**] Moreover, the chairman terminal executes the user authentication/equipment management program, thereby displaying an available equipment display **63** showing the various equipments constituting the network conferencing system, as shown in **FIG. 5**. The chairman terminal displays equipment icon display screens **63***a*, **63***b* for the first conference room **10** and the second conference room **30**, respectively. In this case, the chairman terminal displays the images representing the individual equipments as icons.

[**0117**] In **FIG. 5**, for the client PC, icons corresponding to the whiteboard **17***a*, the 3D image input device **17** and the scanner device **19** are displayed as an input equipment display (IN) **64**, and icons corresponding to the projector device **15**, the data display device **16** and the printer device **18** are displayed as an output equipment display (OUT) **65**.

The teleconferencing system, the conference server **11** and the client PC itself, present in the first conference room **10**, are also displayed as icons.

[**0118**] Moreover, the equipments such as the portable projector device **32** and the printer device **18**, present in the second conference room **30** and connected with the communication network **1**, are displayed as icons.

[**0119**] The conference server **11** has a software environment as shown in **FIG. 6**. In **FIG. 6**, the conference server **11** has stored therein a network interface program for connecting to a network such as the Internet which is outside the communication network **1**, a video capture interface program, basic software, a proceedings preparation program, an equipment recognition program, a material transmission/reception program, a proceedings control program and a client control program.

[**0120**] The conference server **11** executes the network interface program, thereby carrying out communication with an external network such as the Internet.

[**0121**] The conference server **11** executes the video capture interface program, thereby capturing image data generated by the teleconferencing system and transmitted/received between the first conference room **10** and the second conference room **30** and then preparing static image data used for preparing the proceedings. The conference server **11** also holds images and sounds picked up by the teleconferencing system, as a proceedings file.

[**0122**] The conference server **11** executes the equipment recognition program, thereby recognizing the various equipments existing in the network conferencing system and then registering the various equipments to an internal equipment list file.

[**0123**] The conference server **11** executes the proceedings preparation program, thereby preparing and editing the proceedings data along the time base with the static image data related to the contents of presentation, the memorandum data prepared by the chairman terminal, and the static image data or dynamic image data obtained and captured by the teleconferencing system.

[**0124**] The conference server **11** executes the material transmission/reception program, thereby receiving and saving static image data from the various equipments existing in the network conferencing system. The conference server **11** also executes the material transmission/reception program, thereby carrying out the processing to output and display various data on the printer device **18** and the data display device **16** in accordance with the protocol (Jet Send) defined among the projector device **15**, the printer device **18**, the scanner device **19**, the whiteboard **17***a* and the data display device **16**.

[**0125**] The conference server **11** executes the client control program, thereby controlling the client PCs included in the network conferencing system and also controlling the communication including chat and file transfer between the client PCs.

[**0126**] The conference server **11** having these functions has a structure as shown in **FIG. 7**. In this case, the conference server **11** executes the respective functions on the basis of the basic software for server, and the client PC executes the respective functions on the basis of the basic software for individual user. The whiteboard **17***a* has a function to transmit the contents written therein by the attendants to the conference server **11** in accordance with the data transmission protocol (for example, Jet Send protocol).

[**0127**] The client PC has the presentation program, chat program, file transfer program, proceedings control program, user authentication/equipment management program and teleconference control program as described above.

[**0128**] The conference server **11** has a client control section **41** for carrying out communication with the client PC having the various programs, an attendant information storage section **42**, a shared file storage section **43**, a proceedings control section **44** for executing the proceedings control program, a data storage section **45**, a material transmitting/receiving section **46** for executing the material transmission/reception program, an equipment management section **47** for executing the equipment recognition program, an information file storage section **48**, a proceedings preparation section **49** for executing the proceedings preparation program, and a proceedings data storage section **50**.

[**0129**] The client control section **41** is connected with the plurality of client PCs **14** in the first conference room **10** and manages various information, requests and various data in user authentication, chat, file transfer and teleconference control. For the processing other than user authentication, chat, file transfer and teleconference control, the client control section **41** relays various information and data and carries out input/output processing from/to each section constituting the conference server **11**.

[**0130**] During the presentation, the client control section **41** receives presentation data from the presenter terminal and records the presentation data into the data storage section **45**. During the conference, the client control section **41** carries out the processing to store memorandum data from the chairman terminal into the data storage section **45**.

[**0131**] When the chairman terminal carries out user authentication, the client control section **41** transfers information about the conference attendance permission from the chairman terminal to the other client PCs, then prepares an attendant information file and stores it into the attendant information storage section **42**. The client control section **41** receives personal data indicating the name, mail address and IP address of the attendants operating the respective client PCs, then prepares the attendant information file including the information of a plurality of individuals and stores it into the attendant information storage section **42**.

[**0132**] When chatting, the client control section **41** transfers chat data transmitted from the client PC to the other client PCs.

[**0133**] When carrying out file transfer, the client control section **41** carries out the processing to receive a file from the client PC of the file sender and store the file into the shared file storage section **43**, and notifies the client PC at the file transfer destination of the occurrence of the file transfer. In response to a file transfer request from the file sender, the client control section **41** carries out the processing to read out the file stored in the shared file storage section **43** and transmit the file to the file sender.

[**0134**] The proceedings control section **44** prepares a proceedings log file as shown in **FIG. 8** using the various

information from the client control section **41**. The proceedings control section **44** prepares the proceedings log file at every predetermined time and synchronizes the data related to the contents of presentation, the data used at the time of presentation, the memorandum data, the captured data and various information.

[**0135**] In the proceedings control section **44**, conference management information for managing each conference, attendant management information for managing the attendants at the conference, presentation data management information for managing presentation data used for presentation, material management information for managing materials which are used, and memorandum management information for managing the memorandum data prepared by the chairman terminal are stored. The proceedings control section **44** causes the presentation data management information, the material management information and the memorandum data management information to correspond to time information, thus preparing the proceedings log file.

[**0136**] The proceedings control section **44** uses, for example, information indicating the subject, the date of the conference and the name of the conference room, as the conference management information.

[**0137**] The proceedings control section **44** uses, for example, the name of the user operating the chairman terminal, the name of the user operating the presenter terminal and the name of the user operating the attendant terminal, as the attendant management information.

[**0138**] The proceedings control section **44** uses, for example, the file name of static image data captured by the teleconferencing system, the file name of material data outputted to the output equipment, and the file name of material data inputted from the input equipment such as the file name of material data inputted from the second conference room **30**, as the material management information. The proceedings control section **44** prepares the proceedings log file in which the various file names are caused to correspond to time information indicating the time of presentation to the attendants or the time of input to the client PC.

[**0139**] Moreover, the proceedings control section **44** uses, for example, the file name of the presentation data outputted from the projector device **15**, as the presentation data management information. The proceedings control section **44** prepares the proceedings log file in which the file name of the presentation data is caused to correspond to time information indicating the time when the contents related to the presentation data are presented to the projector device **15**.

[**0140**] The proceedings control section **44** uses the contents of the memorandum data generated by the chairman terminal, as the memorandum management information. u The proceedings control section **44** prepares the proceedings log file in which the contents of the memorandum is caused to correspond to time information indicating the time when the memorandum data is transmitted from the chairman terminal to the client control section **41**.

[**0141**] When preparing the proceedings log file, the proceedings control section **44** discriminates the conference management information, attendant management information, presentation data management information, material management information and memorandum management information, by type.

[**0142**] The material transmitting/receiving section **46** is connected with the projector device **15** and the whiteboard **17***a* via the hub **12** and controls the projector device **15** and the whiteboard **17***a*. The material transmitting/receiving section **46** transmits the presentation data and the material data in accordance with the same data transmission protocol (for example, Jet Send protocol) as the projector device **15** and the whiteboard **17***a*.

[**0143**] When causing the projector device **15** to display the contents of presentation on the display screen **15***a*, the material transmitting/receiving section **46** reads out the presentation data stored in the data storage section **45** and outputs the presentation data to the projector device **15**.

[**0144**] When displaying or printing materials by the data display device **16** or the printer device **18**, the material transmitting/receiving section **46** reads out the material data from the data storage section **45** and outputs the material data.

[**0145**] The material transmitting/receiving section **46** controls the whiteboard **17***a* to carry out the processing to read the contents written on the whiteboard **17***a* by the user, at every predetermined time interval, and then receives the contents written on the whiteboard **17***a* and stores it into the data storage section **45**.

[**0146**] The equipment management section **47** recognizes the client PCs and the various equipments included in the network conference system, then prepares an equipment information file which files the equipment information related to each equipment, and stores the equipment information file into the equipment information file storage section **48**. The equipment management section **47** obtains, for example, the equipment name, machine type and IP address, as the equipment information related to each equipment, thus preparing the equipment information file. The equipment information file is referred to by the client control section **41** and is transferred to each client PC. Thus, each client PC recognizes each equipment included in the network conferencing system.

[**0147**] In the data storage section **45**, the proceedings log file including the proceedings data of each conference prepared by the proceedings control section **44** is stored, and the proceedings log file is read out by the processing preparation section **49** when preparing the proceedings data.

[**0148**] In the data storage section **45**, the presentation file including the presentation data is stored, and the presentation data from the presenter terminal is inputted via the presenter terminal and is added to the presentation file. The presentation file in the data storage section **45** is read out by the proceedings preparation section **49** when making presentation or when preparing the proceedings data.

[**0149**] Moreover, in the data storage section **45**, the material file including the material data obtained by the scanner device **19** and the whiteboard **17***a* is stored, and the static image data is inputted via the material transmitting/receiving section **46** and is added to the material file. The material file in the data storage section **45** is read out at the time of preparing the proceedings data or at the time of presenting the materials.

[**0150**] Furthermore, in the data storage section **45**, a proceedings video file including static image data or

dynamic image data obtained and captured by the teleconferencing system is stored, and the captured video data and audio data are inputted via the material transmitting/receiving section **46** and are added to the proceedings video file. The proceedings video file in the data storage section **45** is read out at the time of presenting the materials or at the time of preparing the proceedings.

[**0151**] The proceedings preparation section **49** analyzes the proceedings log file prepared by the proceedings control section **44**, then prepares the proceedings data by editing the presentation data, material data, static image data or dynamic image data, audio data and memorandum data in the mode along the time base, and stores the proceedings data into the proceedings data storage section **50**.

[**0152**] In this case, the proceedings preparation section **49** reads out a proceedings log file **71**, a presentation file (PPT file) **72**, a material file **73** storing the materials displayed on the scanner device **19** and the whiteboard **17***a*, and a proceedings video file **74** picked up by the teleconferencing system, then recognizes the association of the respective data on the basis of the contents of the proceedings log file **71**, and displays the data on the same time base, as shown in **FIG. 9**. The proceedings preparation section **49** prepares the proceedings data in which the various data are synchronized in accordance with the time base, for each proceedings log file.

[**0153**] The proceedings preparation section **49** prepares proceedings data of a different display mode when allowing browse by the other equipments. The proceedings preparation section **49** prepares proceedings data (proceedings web file) such that the contents of the conference are displayed along the time base in divided display areas obtained by dividing one screen, such as the name of conference, the name of presenter, a presentation data display area **81**, a presenter video display area **82**, a display area **83** for the whiteboard **17***a*, a display area **84** for displaying the contents displayed by the data display device **16**, and a memorandum display area **85**, as shown in **FIG. 10**.

[**0154**] The proceedings preparation section **49** also prepares proceedings data of a form (Index.html) such that static image files of the contents of presentation, the image of the presenter, the display contents of the whiteboard **17***a* and the memorandum data are displayed as thumbnails to allow the browsing user to visually recognize the outline of the conference.

[**0155**] The display screen corresponding to the authority in the case where a conference is held with a plurality of client PCs in the above-described network conferencing system will now be described.

[**0156**] First, each client PC of the network conferencing system starts the conference program as shown in **FIG. 11**A and displays a display screen for selecting the conference room where the conference server **11** exists (first conference room **10**, Remote) or the conference room where the conference server **11** does not exist (second conference room **30**, Local). Then, the client PC selects the first conference room **10** and shifts to the next display screen.

[**0157**] Next, the client PC selects a tab **91** for acquiring the authority to be any of the chairman, the presenter and the attendant, displayed in an upper part of a display screen shown in **FIG. 11**B, thus carrying out the processing to acquire the authority, and then shifts to any one of the screens shown in **FIGS. 12, 13** and **14**.

[**0158**] When the client PC **14** acquires the authority of the chairman, the client PC **14** becomes the chairman terminal and displays a viewer button (View) **92** for displaying the contents of presentation, a chat button (Chat) **93** for chatting with the other client PCs, a file transfer button (File Transfer) **94** for carrying out file transfer, and a control button (Control) for generating a control command to control the conference server **11**, as shown in **FIG. 12**. The chairman terminal also displays an available equipment display **63** and an attendant icon display screen **61**.

[**0159**] When the client PC **14** acquires the authority of the presenter, the client PC **14** becomes the presenter terminal and provides a viewer display **96** for showing the contents displayed by the projector device **15** in presentation and a file selector display **97** for displaying the directory of the storage location of the presentation data and the viewer of a designated file, as shown in **FIG. 13**. The presenter terminal also displays an available equipment display **63**.

[**0160**] When the client PC **14** acquires the authority of the attendant, the client PC **14** becomes the attendant terminal and provides a viewer display **98** for showing the contents displayed by the projector device **15** in presentation and an individual memorandum display **99** for the user to make a personal memorandum, as shown in **FIG. 14**. The attendant terminal also displays a chat button **100** for chatting, a file transfer button **101** for carrying out file transfer, and the attendant icon display screen **61**.

[**0161**] On the other hand, the client PC **33** present in the second conference room **30** where the conference server **11** does not exist, first starts the application program for having a conference and displays a display screen for selecting the conference room where the conference server **11** exists (first conference room **10**, Remote) or the conference room where the conference server **11** does not exist (second conference room **30**, Local), as shown in **FIG. 15A**. Then, the client PC **33** selects the second conference room **30** and shifts to the next display screen shown in **FIG. 15B**.

[**0162**] Next, the client PC **33** selects a tab **91** for acquiring the authority to be any of the chairman, the presenter and the attendant, displayed in an upper part of the display screen shown in **FIG. 15**B, thus carrying out the processing to acquire the authority, and then shifts to any one of the screens shown in **FIGS. 16, 17** and **18**.

[**0163**] When the client PC **33** present in the second conference room **30** acquires the authority of the chairman, the client PC **33** becomes the chairman terminal and displays an equipment display screen **102** for showing available equipment on the radio network in the second conference room **30**, as icons, and an attendant icon display screen **103** for showing the attendants in the second conference room **30**, as icons, as shown in **FIG. 16**. The chairman terminal also displays a viewer button (View) **104** for displaying the contents of presentation, a chat button (Chat) **105** for chatting with the other client PCs, a control button (Control) **106** for generating a control command to control the conference server **11**, and a file transfer button (File Transfer) **107** for carrying out file transfer. The chairman terminal also displays an join button **108** for carrying out user authentication and an all-attendant designation button **92** for designating all the attendants.

[0164] When the client PC **33** present in the second conference room **30** acquires the authority of the presenter, the client PC **33** becomes the presenter terminal and provides the equipment display screen **102**, a file selector display **110** and a viewer display **111**, as shown in **FIG. 17**.

[0165] When the client PC **33** present in the second conference room **30** acquires the authority of the attendant, the client PC **33** becomes the attendant terminal and provides an all-attendant designation button **112**, a chat button **113**, a file transfer button **114** and a viewer display **115** having an area for describing the contents of presentation and personal memorandum, together with the attendant icon display screen **103**, as shown in **FIG. 18**.

[0166] The processing procedure at the attendant terminal and the presenter terminal, the processing procedure at the chairman terminal and the processing procedure at the client control section **41** in attending and leaving the conference in the above-described network conferencing system will now be described with reference to the flowcharts of **FIGS. 19 and 20**.

[0167] First, the equipment management section **47** of the conference server **11** starts the equipment recognition program and carries out the processing to obtain the equipment information about the various equipments included in the network conferencing system and store the equipment information as the equipment information file into the equipment information file storage section **48** before starting the conference.

[0168] Next, the equipment management section **47** enters the state of monitoring the availability of the equipments included in the prepared equipment information file, in accordance with the equipment recognition program. The material transmitting/receiving section **46** enters the state of waiting for data to be displayed on the projector device **15** and the data display device **16** and requests from the client PCs, and also waiting for data input from the printer device **18** and the scanner device **19**. The client control section **41** enters the state of waiting for requests from the client PCs.

[0169] On the other hand, the attendant terminal, the presenter terminal and the chairman terminal start the GUI program to display the contents as shown in A1-1 of **FIG. 21**, P1-1 of **FIG. 22** and C1-1 of **FIG. 23**, respectively (step ST1, step ST21). The clients PC select the first conference room **10** (step ST2, ST22).

[0170] The client PCs display screens as shown in A1-2 of **FIG. 21**, P1-2 of **FIG. 22** and C1-2 of **FIG. 23** and transmit conference attendance requests including the personal data to the client control section **41** (step ST3, step ST23).

[0171] Then, the client control section **41** prepares an attendant information file using the personal data included in the conference attendance requests (step ST11) and notifies of the existence of the other client PCs as new attendants.

[0172] The client control section **41** determines whether the chairman terminal exists or not (step ST12). When the chairman terminal does not exist, the client control section **41** transmits a chairman absence notice to all the client PCs (step ST13).

[0173] In response to the chairman absence notice from the client control section **41**, the other client PCs make the chairman tabs selectable in A1-2 of **FIG. 21**, P1-2 of **FIG. 22** and C1-2 of **FIG. 23**, thus making it possible to attend the conference as the chairman terminal (step ST4, step ST24).

[0174] Next, when the tabs for acquiring the authority of the attendant, the authority of the presenter and the authority of the chairman are selected in accordance with the operation by the user as indicated by arrows in A1-2 of **FIG. 21**, P1-2 of **FIG. 22** and C1-2 of **FIG. 23**, the client PC operated by the chairman transmits a chairman attendance request to request for the attendance at the conference as the chairman terminal to the client control section **41** (step ST25). In response to this, the display screen of the chairman terminal is switched to a chairman display screen as shown in C1-3 of **FIG. 23**.

[0175] On receiving the chairman attendance request, the client control section **41** enables the client PC which transmitted the chairman attendance request to carry out the processing to start the teleconference control program, the proceedings control program and the user authentication/equipment management program, thus giving the authority to be the chairman terminal.

[0176] Next, the client control section **41** transmits a chairman attendance notice to the attendant terminal and the presenter terminal (step ST14).

[0177] In response to the chairman attendance terminal, the attendant terminal and the presenter terminal recognize the attendance of the chairman terminal (step ST5) and transmit an attendant attendance request to request for attendance at the conference as the attendant terminal and a presenter attendance request to request for attendance at the conference as the presenter terminal, respectively, to the client control section **41** (step ST6).

[0178] In response to this, the client control section **41** takes out the personal data received at step ST11 from the attendant information storage section **42** and transmits the personal data to the chairman terminal (**FIG. 20**, step ST15).

[0179] Next, the chairman terminal carries out user authentication processing with reference to the personal data transmitted thereto and transmits attendance permission information to permit attendance to the client control section **41** (**FIG. 20**, step ST26). In this case, when a display screen as shown in C1-4 of **FIG. 23** is displayed, the chairman terminal is operated by the chairman to select an icon corresponding to the client PC as the target of attendance permission and to select the join button **61***a*, as indicated by arrows in C1-4 of **FIG. 23**. Thus, the chairman terminal generates the attendance permission information and transmits the attendance permission information to the client control section **41**.

[0180] The client control section **41** transmits the attendance permission information from the chairman terminal to the attendant terminal or the presenter terminal (step ST16).

[0181] On receiving the attendance permission information (**FIG. 20**, step ST7), the attendant terminal changes the display to an attendant display screen as shown in A1-3 of **FIG. 21** (step ST8). On receiving the attendance permission information (step ST7), the presenter terminal changes the display to a presenter display screen as shown in P1-3 of **FIG. 22** (step ST8).

[0182] Thus, the conference using the network conferencing system is held by the chairman terminal, the presenter terminal and the attendant terminal.

[0183] When the conference ends, or when the attendant terminal or the presenter terminal leaves during the conference, the attendant terminal or the presenter terminal generates a conference leaving request in response to the selection of a quit button (Quit) **91***a*, as indicated by an arrow in A1-4, P1-4 of **FIG. 21**, and transmits the conference leaving request to the client control section **41** (step ST9).

[0184] On receiving the conference leaving request (step ST17), the client control section **41** sends a conference leaving notice to the chairman terminal (step ST18) and updates the contents of the attendant information file in the attendant information storage section **42** (step ST19).

[0185] On receiving the conference leaving notice (step ST15), the chairman terminal updates the display screen which displays the attendants so that the display of the leaving attendant is shaded as indicated by an arrow in C1-5 of **FIG. 23**.

[0186] The processing procedure at the presenter terminal, the processing procedure at the client control section **41** and the processing procedure at the attendant terminal and the chairman terminal in designating an input equipment and designating the projector device **15** as an output equipment for making presentation will now be described with reference to **FIG. 24**.

[0187] First, the presenter terminal selects an input equipment for taking data for presentation, of the currently available input equipments displayed by the available equipment display **63** shown in P2-1 of **FIG. 25** (step ST31). That is, the presenter terminal selects the input equipment which prepared a material used for presentation and the material prepared by the input equipment.

[0188] After selecting the input equipment, the presenter terminal provides a file selector display **97** for selecting the material file taken in by the input equipment and stored in the data storage section **45**, and a preview display **96**, and presents the material data used for presentation to the presenter. When the projector device **15** is selected as the output equipment, the presenter terminal transmits a material presentation request to the client control section **41**.

[0189] Next, on accepting the material presentation request designating the material data and the projector device **15** as the output equipment (step ST41), the client control section **41** reads out the designated material data from the data storage section **45** and causes the material transmitting/receiving section **46** to carry out the processing to display the material data by the projector device **15** (step ST42). The client control section **41** also transmits the material to be presented by the projector device **15** to the attendant terminal and the chairman terminal.

[0190] The attendant terminal and the chairman terminal carry out the processing to display the contents of the material data transmitted from the client control section **41**, thereby carrying out the processing to present the material as shown in A2-1, C2-1 of **FIG. 25** (step ST51).

[0191] Thus, the presenter terminal can carry out the processing to project by the projector device **15** and can make presentation while presenting the material on the display screens of the attendant terminal and the chairman terminal.

[0192] The processing procedure at the presenter terminal, the processing procedure at the client control section **41** and the processing procedure at the material transmitting/receiving section **46** in designating an input equipment and designating the data display device **16** and the printer device **18** as output equipments for presentation in the network conferencing system will now be described with reference to **FIG. 26**.

[0193] First, the presenter terminal selects an input equipment for taking material data for presentation, of the currently available input equipments displayed as shown in P-22 of **FIG. 27** (step ST61).

[0194] After selecting the input equipment, the presenter terminal provides a file selector display **97** for selecting a material file and material data taken in by the input equipment and stored in the data storage section **45**, and a preview display **96**, and presents the material data used for presentation to the presenter. After the material file and the material data used for presentation is selected and the data display device **16** and the printer device **18** are used as the output equipments, the presenter terminal transmits a material presentation request to the client control section **41**.

[0195] Then, on accepting the material presentation request designating the material file and the data display device **16** and the printer device **18** as the output equipments (step ST71), the client control section **41** reads out the designated material file from the data storage section **45** and causes the material transmitting/receiving section **46** to carry out the processing to display the material data by the data display device **46** and print the material data by the printer device **18** (step ST72). In this case, the material transmitting/receiving section **46** transmits the material data to the data display device **16** and the printer device **18** in accordance with, for example, the Jet Send protocol.

[0196] By thus displaying the material data using the data display device **16** and printing the material data using the printer device **18**, the presenter terminal can make presentation while presenting the material to the attendant and the chairman.

[0197] The processing procedure at the presenter terminal, the processing procedure at the client control section **41** and the processing procedure at the attendant terminal and the chairman terminal in selecting a presentation file stored in advance in the data storage section **45** so as to make presentation will now be described with reference to **FIG. 28**.

[0198] With reference to **FIG. 28**, the presenter terminal provides a file selector display **97** and also provides an available equipment display **63** for displaying available output equipments and a preview display **96**, as shown in P3-1 of **FIG. 30**. The presenter terminal selects a presentation file used for presentation from the file display in the file selector display **97** and drags the presentation file to an output equipment (for example, projector device **15**) for outputting the contents of presentation, as indicated by an arrow in P3-1 of **FIG. 30**. Thus, the presenter terminal transmits a material presentation request designating the presentation file and the output equipment to the client control section **41** (step ST91).

[0199] Next, the client control section **41** accepts the material presentation request (step ST101) and controls the

material transmitting/receiving section **46** to display the contents of presentation by the projector device **15** (step ST**102**). The client control section **41** also carries out the processing to read out the contents of presentation displayed by the projector device **15** from the data storage section **45** and to transmit the contents of presentation to the attendant terminal and the chairman terminal.

[**0200**] The attendant terminal and the chairman terminal provide a viewer display of the same contents of the presentation as those displayed by the projector device **15**, as shown in A**3-1**, C**3-1** of **FIG. 29**, using the presentation file from the client control section **41** (step ST**111**).

[**0201**] Following step ST**91**, the presenter terminal provides a preview display **96** of the presentation file designated by the material presentation request, as shown in P**3-2** of **FIG. 30** (step ST**92**). In this case, the presenter terminal displays a prompter display screen **96***c* for supplementing the contents previewed in previewing the contents of presentation, within the preview display **96**. Thus, the presenter can make presentation while displaying a reference memorandum or the like for presentation only at the presenter terminal. This improves the convenience for the presenter.

[**0202**] Next, when a page ejection button **96***a* is selected as indicated by an arrow in P**3-3** of **FIG. 30** in response to the operation by the presenter, the presenter terminal transmits a page ejection request to the client control section **41** (step ST**93**).

[**0203**] Then, the client control section **41** carries out the processing to read out a presentation file showing the next or previous page from the data storage section **45** in accordance with the received page ejection request and to switch the material displayed by the projector device **15** through the material transmitting/receiving section **46** (step ST**103**). The client control section **41** also transmits the same file as the presentation file outputted to the projector device **15**, to the attendant terminal and the chairman terminal.

[**0204**] The attendant terminal and the chairman terminal carry out the processing to switch the page by displaying the contents of the presentation file showing the next or previous page inputted from the client control section **41**, as shown in A**3-2** of **FIG. 29** and C**3-2** of **FIG. 31** (step ST**112**).

[**0205**] When a viewer end button **96***b* is selected as indicated by an arrow in P**3-4** of **FIG. 30**, the presenter terminal ends the preview display **96** and transmits a presentation end request to the client control section **41** (step ST**94**).

[**0206**] Then, the client control section **41** controls the projector device **15** to end presentation and carries out the processing to output the presentation end request to the attendant terminal and the chairman terminal (step ST**104**).

[**0207**] The attendant terminal and the chairman terminal carry out the processing to set a viewer display **98** and the viewer display **116** to their initial screens, as shown in A**3-3** of **FIG. 29** and C**3-3** of **FIG. 31**.

[**0208**] Thus, the presenter terminal can present the contents of presentation to the projector device **15**, the attendant terminal and the chairman terminal by using the presentation file made up of a plurality of prepared pages, and can make presentation while switching the pages.

[**0209**] The processing procedure at the presenter terminal, the processing procedure at the client control section **41** and the processing procedure at the material transmitting/receiving section **46** in selecting a presentation file prepared in advance in the data storage section **45** so as to make presentation by the data display device **16** will now be described with reference to **FIG. 32**.

[**0210**] With reference to **FIG. 32**, the presenter terminal displays a file selector display image **97** and also displays an available equipment display image **63**, as shown in P**3-5** of **FIG. 33**. In response to the operation by the presenter, the presenter terminal selects a presentation file used for presentation and drags the presentation file to the data display device **16** which outputs the contents of presentation. Thus, the presenter terminal transmits a material presentation request designating the presentation file and the data display device **16** as an output equipment to the client control section **41** (step ST**121**).

[**0211**] Next, the client control section **41** accepts the material presentation request (step ST**131**), then takes out the designated presentation file from the data storage section **45**, and controls the material transmitting/receiving section **46** to display the contents of presentation by the data display device **16** (step ST**132**). Thus, the material transmitting/receiving section **46** transmits the presentation file thus taken out, to the data display device **16** in accordance with a predetermined protocol, and controls the data display device **16** to display the contents of presentation (step ST**141**). In this case, since the contents of presentation are not displayed by the projector device **15**, the client control section **41** does not carry out the processing to display the contents of presentation at the attendant terminal and the chairman terminal.

[**0212**] Following step ST**121**, the presenter terminal provides a viewer display of the contents of presentation in a preview display section **96**, as shown in P**3-6** of **FIG. 33** (step ST**122**).

[**0213**] Next, when a page ejection button **96***a* is selected as indicated by an arrow in P**3-7** of **FIG. 33** in response to the operation by the presenter, the presenter terminal transmits a page ejection request to the client control section **41** (step ST**123**).

[**0214**] The client control section **41** carries out the processing to read out presentation data showing the next or previous page from the data storage section **45** in accordance with the received page ejection request and to switch the contents of presentation displayed by the projector device **15** through the material transmitting/receiving section **46** (step ST**133**).

[**0215**] The material transmitting/receiving section **46** carries out the processing to output the presentation data to the data display device **16** and to switch the page (step ST**142**).

[**0216**] When a viewer end button **96***b* is selected as indicated by an arrow in P**3-8** of **FIG. 33**, the presenter terminal ends the display of the viewer display image **96** and transmits a presentation end request to the client control section **41** (step ST**124**).

[**0217**] The client control section **41** controls the data display device **16** to end presentation and carries out the

processing to output the presentation end request to the material transmitting/receiving section **46** (step ST**134**).

[**0218**] The material transmitting/receiving section **46** carries out the processing to set the data display device **16** to its initial screen (step ST**143**).

[**0219**] Thus, the presenter terminal can control the material transmitting/receiving section **46** to present the contents of presentation to the data display device **16** by using the presentation file made up of a plurality of prepared pages and to make presentation while switching the pages.

[**0220**] The processing procedure at the first client PC on the chat message transmitting side, the client control section **41** and the second client PC on the chat message receiving side in chatting between the client PCs during a conference in the network conferencing system will now be described with reference to **FIG. 34**. In the following description, the first client PC is an attendant terminal and the second client PC is an attendant terminal or a chairman terminal.

[**0221**] With reference to **FIG. 34**, first, when a chat button (Chat) **100** is designated as indicated by an arrow in A**4-1** of **FIG. 35** in response to the operation by the user, the first client PC displays a chat display screen (A**4-2** of **FIG. 35**) including a chat message preparation screen **123** and a chat message receiving screen **124** (step ST**152**).

[**0222**] Next, the first client PC selects an icon indicating the second client PC of the chat message transmission destination from an attendant icon display screen **61** as indicated by an arrow in A**4-3** of **FIG. 35** so as to select the user, and transmits a chat start request to the client control section **41** (step ST**153**).

[**0223**] On receiving the chat start request (step ST**161**), the client control section **41** transmits a chat start notice to all the client PCs attending the conference (step ST**162**).

[**0224**] On receiving the chat start notice, the second client PC starts chatting (step ST**171**) and displays a chat display screen (step ST**172**).

[**0225**] Then, the first client PC prepares a chat message using the chat message preparation screen **124** as indicated by an arrow in A**4-4** of **FIG. 35** (step ST**154**). After preparing the chat message, the first client PC selects a send button (Send) **125** within the chat message preparation screen **123** as indicated by an arrow in A**4-5** of **FIG. 35**, thus transmitting the chat message to the client control section **41** (step ST**155**). In this case, the first client PC adds additional information such as the address of the second client PC to the chat message.

[**0226**] On receiving the chat message from the first client PC (step ST**163**), the client control section **41** recognizes the second client PC of the transmission destination from the chat message and transmits the chat message to the second client PC (step ST**164**).

[**0227**] The second client PC displays the chat message from the first client PC onto the chat message receiving screen **124**, as shown in A**4-7** of **FIG. 36** (step ST**173**).

[**0228**] When replying to the chat message from the first client PC, the second client PC sends a chat message describing the contents of reply to the client control section **41**. In response to this, the client control section **41** carries out the processing to transmit the chat message to the first client PC.

[**0229**] Thus, in the network conferencing system, as the chat messages are relayed by the client control section **41**, the chat messages can be transmitted/received between the first client PC and the second client PC.

[**0230**] In this case, even when the conference server **11** is in the proceedings preparation mode, the chat messages transmitted/received between the client PCs are not stored into the data storage section **45**.

[**0231**] The processing procedure in carrying out file transfer from the first client PC to the second client PC during a conference in the network conferencing system will now be described with reference to **FIG. 37**.

[**0232**] With reference to **FIG. 37**, first, when a file transfer button (File Transfer) **101** is designated as indicated by an arrow in A**5-1** of **FIG. 38** in response to the operation by the user, the first client PC transmits a file transfer start request to the client control section **41** (step ST**181**).

[**0233**] Then, the first client PC displays a file selector display screen **97** for selecting a file to be transferred from files stored on an internal HDD, as shown in A**5-2** of **FIG. 38** (step ST**182**).

[**0234**] The first client PC carries out the processing to select a file to transferred from the file selector display screen **97**, as indicated by an arrow in A**5-3** of **FIG. 38** (step ST**183**).

[**0235**] Then, the first client PC selects an icon indicating the second client PC of the chat message transmission destination from an attendant icon display screen **61**, as indicated by an arrow in A**5-4** of **FIG. 38** (step ST**184**).

[**0236**] The first client PC transmits a file transfer request which designates transfer of the file selected at step ST**183** to the second client PC operated by the attendant selected at step ST**184**, to the client control section **41** (step ST**185**).

[**0237**] The client control section **41** stores the file included in the file transfer request into the shared file storage section **43** and transmits a file transfer request notice to which the address of the second client PC included in the file transfer request is added, to the second client PC (step ST**191**).

[**0238**] On receiving the file transfer request notice from the client control section **41**, the second client PC carries out the processing to display a transfer request message, as shown in A**5-5** of **FIG. 39** (step ST**201**).

[**0239**] When the user saves the file transfer in accordance with the transfer request message, that is, when the user selects "Yes", the second client PC displays a screen for designating a file copy destination for designating the saving location such as the internal HDD, as shown in A**5-6** of **FIG. 39** (step ST**202**).

[**0240**] Then, the second client PC copies the transferred file saved in the shared file storage section **43**, thus saving the file in the saving location designated at step ST**202** (step ST**203**).

[**0241**] By thus temporarily storing the file to be transferred by the client control section **41** into the shared file storage section **43**, file transfer from the first client PC to the

second client PC can be carried out even during the conference in the network conferencing system.

[0242] The user authentication processing and the equipment management processing in the network conferencing system will now be described with reference to **FIG. 40**.

[0243] When the conference server **11** is started, the equipment management section **47** operates in accordance with the equipment recognition program. The equipment management section **47** thus prepares an equipment information file including information related to available equipments in the conference and stores the equipment information file in the equipment information file storage section **48**.

[0244] When the conference server **11** is started, the client control section **41** prepares an attendant information file including information about a plurality of individuals corresponding to the respective client PCs and stores the attendant information file in the attendant information storage section **42**.

[0245] When the chairman terminal is started before starting the conference, it carries out processing to inquire of the client control section **41** about available equipments (step ST**231**). In response to this, the client control section **41** reads out the equipment information file stored in the equipment information file storage section **48**, then retrieves information related to available equipments, and transmits the information related to available equipments to the chairman terminal (step ST**221**).

[0246] When the chairman terminal is started before starting the conference, it also carries out the processing to inquire of the client control section **41** about information related to conference attendants (step ST**232**). In response to this, the client control section **41** reads out the attendant information file stored in the attendant information storage section **42**, then retrieves personal data, and transmits the personal data related to the client PCs attending the conference to the chairman terminal (step ST**222**). On receiving the information related to the client PCs, the chairman terminal display the attendant icon display screen **61** (step ST**233**).

[0247] In this case, during the conference, the equipment management section **47** of the conference server **11** monitors the power on/off state of the various equipments included in the network conferencing system. When the on/off operation of the power source is detected (step ST**211**), the equipment management section **47** transmits a power change notice including the ID and power on/off state of the various equipments to the client control section **41** (step ST**212**).

[0248] On receiving the power change notice, the client control section **41** carries out the processing to transmit the power change notice to the chairman terminal (step ST**223**). On receiving the power change notice (step ST**234**), the chairman terminal changes the available equipment display screen **63** with respect to the equipment included in the power change notice (step ST**235**). The chairman terminal provides a shaded display of an icon of the equipment the power of which is turned off, and provides a normal display of an icon of the equipment the power of which is turned on.

[0249] Thus, before the start of the conference, the chairman terminal displays the available equipment display screen **63** displaying the available equipments as icons and also displays the attendant icon display screen **61** displaying the client PCs attending the conference as icons, as shown in C**6-1** of **FIG. 41**.

[0250] The processing at the client PC, the client control section **41** and the chairman terminal when a new client PC attends a conference as an attendant terminal will now be described with reference to **FIG. 42**.

[0251] When the client PC newly attending the conference is started, the client PC first displays a server select display screen as shown in A**6-1** of **FIG. 43** (step ST**241**) and selects, for example, the first conference **10** by designating "Remote" and "first" in accordance with the operation by the user (step ST**242**).

[0252] When the tab of the attendant is selected in accordance with the operation by the user as indicated by an arrow in A**6-2** of **FIG. 43**, the client PC transmits a conference attendance request for requesting for attendance at the conference as an attendant terminal to the client control section **41** (step ST**243**). In this case, the client PC carries out the processing to add personal data to the conference attendance request.

[0253] On accepting the conference attendance request, the client control section **41** transmits a conference attendance request notice including the personal data to all the other client PCs attending the conference and the chairman terminal (step ST**251**).

[0254] On receiving the conference attendance request, the client control section **41** also confirms the presence of the chairman terminal with reference to the attendant information file (step ST**252**). When the presence of the chairman terminal is confirmed, the client control section **41** transmits a chairman presence notice to the client PC (step ST**253**).

[0255] On receiving the conference attendance request notice (step ST**261**), the chairman terminal displays the attendant icon display screen **61** to which, for example, an icon with the name of "Amy" is added, as shown in C**6-2** of **FIG. 44** (step ST**262**).

[0256] Next, when permitting the client PC operated by the name of "Amy" to attend the conference, the chairman terminal selects the icon with the name of "Amy" as indicated by an arrow in C**6-3** of **FIG. 44**, then prepares an attendance permission notice for the client PC in response to the operation to select the join button **62**, and transmits the attendance permission notice to the client control section **41** (step ST**263**). In accordance with the provision of the attendance permission for the client PC, the chairman terminal changes the display of the icon with the name of "Amy" from the shaded display to the normal display, as shown in C**6-4** of **FIG. 44** (step ST**264**).

[0257] On receiving the conference attendance permission notice (step ST**254**), the client control section **41** carries out the processing to transmit the conference attendance permission notice to all the client PCs including the chairman terminal (step ST**255**).

[0258] When the client PC which transmitted the conference attendance request to the client control section **41** receives the conference attendance permission notice from the client control section **41** (step ST**244**), the client PC changes the icon display of the client PC to the normal display as indicated by an arrow in A**6-3** of **FIG. 43**. The

other client PCs already attending the conference similarly change the icon display of the client PC.

[0259] By such processing, the new client PC can attend the conference even during the conference and the other client PCs can recognize the new attendant in the network conferencing system.

[0260] The processing procedure at the chairman terminal, the client control section **41** and the material transmitting/receiving section **46** in carrying out proceedings control for preparing the proceedings during the conference in the network conferencing system will now be described with reference to **FIG. 45**.

[0261] With reference to **FIG. 45**, first, in response to the operation by the chairman to select a proceedings control start button (Rec) **119** as indicated by an arrow in C**7-1** of **FIG. 46**, the chairman terminal transmits a proceedings control start request to start the proceedings control mode for preparing the proceedings in which the presentation file, the material data and images and sounds in the material data used for presentation are recorded, to the client control section **41** (step ST**271**).

[0262] The client control section **41** enters the proceedings control mode by accepting the proceedings control start request (step ST**281**) and starts capturing the video data and audio data in the first conference room **10** obtained by the teleconferencing system (step ST**282**). The client control section **41** also outputs a proceedings control start notice to the material transmitting/receiving section **46**.

[0263] On receiving the proceedings control start notice from the client control section **41**, the material transmitting/receiving section **46** enters the proceedings control mode (step ST**291**) and shifts to the processing to register the name of the presentation data read out from the data storage section **45** and transmitted to the projector device **15** and the presentation time of the presentation data to the proceedings log file in the data storage section **45** (step ST**292**).

[0264] When the operation to write a memorandum is carried out in a chairman memorandum display screen **118** as indicated by an arrow in C**7-2** of **FIG. 46** during the presentation, the chairman terminal transmits the memorandum data to the client control section **41** (step ST**272**).

[0265] On receiving the memorandum data, the client control section **41** carries out the processing to store the memorandum data into the data storage section **45** and controls the proceedings control section **44** to register the time when the memorandum data is received, as the proceedings log file (step ST**283**).

[0266] When the operation to select a proceedings end button (Stop) **120** indicated by an arrow in C**7-3** of **FIG. 46** is carried out during the presentation, the chairman terminal transmits a proceedings end request to the client control section **41** (step ST**273**).

[0267] On receiving the proceedings end request (step ST**284**), the client control section **41** cancels the proceedings control mode, then carries out the processing to end intake of the video data and audio data obtained by the teleconferencing system (step ST**285**), and transmits a proceedings end notice to the material transmitting/receiving section **46**.

[0268] On receiving the proceedings end notice (step ST**293**), the material transmitting/receiving section **46** carries out the processing to end writing of the presentation data into the data storage section **45**.

[0269] In the network conferencing system in which the above-described processing is carried out, the contents presented in presentation and the name thereof, the images and sounds obtained by teleconferencing system, and the memorandum data can be stored into the data storage section **45** as the proceedings file, and the time when the material is presented in presentation and the time when the memorandum data is received can be stored into the data storage section **45** as the proceedings log file. Thus, the proceedings control section **44** can prepare the proceedings log file as shown in **FIG. 8**.

[0270] Moreover, in the network conferencing system, as a matter of course, the contents read by the scanner device **19** during the conference and the contents taken by the data display device **16** or the 3D image input device **17** may be included in the proceedings file, and the time when the contents read by the scanner device **19** during the conference and the contents taken by the data display device **16** or the 3D image input device **17** are presented may be included in the proceedings log file.

[0271] The processing at the chairman terminal, the client control section **41** and the presenter terminal in preparing a proceedings log file and a proceedings file to start preparation of the proceedings will now be described with reference to **FIG. 47**.

[0272] With reference to **FIG. 47**, first, the chairman terminal and the client control section **41** drag and drop the presentation file in the projector device **15** as shown in P**7-1** of **FIG. 48**, thus making presentation (step ST**321**). The chairman terminal and the client control section **41** then carries out the processing (steps ST**301** to ST**315**) similar to the processing described as steps ST**271** to ST**285** and ends the proceedings control. In this case, the presenter terminal becomes the attendant terminal if the attendant tab is selected in accordance with the operation by the user to shift the presenter terminal to the attendant terminal as indicated by an arrow in P**7-2** of **FIG. 48**, or if the viewer display is closed to end the application for making presentation. The presenter terminal transmits information indicating that the presenter terminal has become the attendant terminal, to the client control section **41** (step ST**322**).

[0273] At step ST**316**, the client control section **41** carries out te processing to prepare the proceedings data with reference to the proceedings log file, using the presentation data, video data, audio data and memorandum data included in the proceedings file stored in the data storage section **45**.

[0274] In such a network conferencing system, when the presentation is ended by the presenter terminal, the proceedings data can be prepared using the contents of presentation, the captured video data, audio data and memorandum data, and the contents presented by the various equipments.

[0275] The processing at the chairman terminal, the client control section **41** and the teleconferencing system in carrying out teleconference control during presentation in the network conferencing system will now be described with reference to **FIG. 49**.

[0276] With reference to **FIG. 49**, first, the chairman terminal starts the teleconferencing operation as the opera-

tion to select the icon display of the teleconferencing system is carried out as indicated by an arrow in **FIG. 50** (step ST**331**).

[**0277**] Then, the chairman terminal selects the connection processing between the teleconferencing systems when starting the teleconference (step ST**332**), and selects the teleconferencing system **35** in the second conference room **30** as the connection destination (step ST**333**). The chairman terminal then transmits a connection request for connection between the teleconferencing system in the first conference room **10** and the teleconferencing system **35** to the client control section **41**.

[**0278**] On receiving the connection request from the chairman terminal, the client control section **41** transmits the connection request to the teleconferencing system in the first conference room **10** and the teleconferencing system **35**, thus carrying out the teleconference connection processing (step S**341**).

[**0279**] In response to the connection request from the client control section **41**, the teleconferencing system in the first conference room **10** and the teleconferencing system **35** carry out the connection processing to transmit and receive video data and audio data, and output a connection completion notice to the client control section **41** and the chairman terminal (step ST**351**).

[**0280**] Then, the chairman terminal carries out the processing to select and disconnect the teleconferencing system as indicated by an arrow in **FIG. 36**, thus outputting a disconnection request to the client control section **41** (step ST**334**).

[**0281**] The client control section **41** outputs the disconnection request to the teleconferencing system in the first conference room **10** and the teleconferencing system **35** (step ST**342**).

[**0282**] The teleconferencing system in first conference room **10** and the teleconferencing system **35** carry the disconnection processing. On completion of the disconnection processing, the teleconferencing system in the first conference room **10** and the teleconferencing system **35** output a disconnection completion notice to the client control section **41** and the chairman terminal (step ST**352**).

[**0283**] Thus, in the network conferencing system, the setting, start and disconnection of the teleconference can be controlled under the control of the chairman terminal.

[**0284**] In the above-described embodiment, the conference server **11** exists and the various types of control is carried out by the conference server **11**. However, the various functions of the conference server **11** may be provided in the client PCs. That is, the client PCs operated by the conference attendants and the conference server **11** may be realized by the same hardware. Thus, the client PC having the functions of the conference server **11** can directly transmit the data stored in the internal storage medium to the projector device **15** and the data display device **16** via the radio communication device **13**.

INDUSTRIAL APPLICABILITY

[**0285**] With the network conferencing system and equipment management method according to the present invention, the output electronic equipment and the generating electronic equipment are managed by the equipment management function of the attendant electronic equipment, and icon displays of the output electronic equipment and the generating electronic equipment can be separately provided to each attendant electronic equipment. Therefore, the various electronic equipments used for a conference can be integrally managed by one of the attendant electronic equipments.

[**0286**] With the conference management server and equipment management method according to the present invention, the output electronic equipment and the generating electronic equipment are managed by preparing the equipment management file, and the equipment display information for providing separate icon displays of the output electronic equipment and the generating electronic equipment to each attendant electronic equipment can be prepared and outputted to each attendant electronic equipment. Therefore, the various electronic equipments used for a conference can be integrally managed by one of the attendant electronic equipments.

[**0287**] With the network conferencing system and data presentation method according to the present invention, even in the case of presenting material data generated by the generating electronic equipment, presentation can be made by the presentation function with the contents of material data displayed in a list and presented to the presenter, thus enabling simple presentation.

[**0288**] With the conference management server and data presentation method according to the present invention, even in the case of presenting material data generated by the generating electronic equipment, the contents of material data is displayed in a list and presented to the presenter while the selected material data is outputted to the output electronic equipment and/or the attendant electronic equipment via the conference management server, thus enabling presentation. Therefore, presentation can be made in a simple manner.

1. A network conferencing system in which an output electronic equipment for presenting the contents of presentation, a generating electronic equipment for generating the contents of presentation to be presented by the output electronic equipment, a plurality of attendant electronic equipments operated by users attending a conference, and a conference management server connected with the output electronic equipment and the attendant electronic equipments so as to transmit and receive information to and from the output electronic equipment and the attendant electronic equipments, are connected via a communication network,

each of the attendant electronic equipments comprising an information input/output function for inputting and outputting information from and to the other attendant electronic equipments and the output electronic equipment via the communication network, a presentation function for presenting the contents of presentation by using the output electronic equipment, a presentation contents browsing function for browsing the contents of presentation presented by the presentation function of the other attendant electronic equipments using the output electronic equipment, an authentication function for carrying out authentication of attendance of the other attendant electronic equipments at a conference, an equipment management function for managing the

state of each electronic equipment connected to the communication network, a display function for displaying, as icons, the other attendant electronic equipments with their attendance authenticated by the authentication function and the electronic equipment managed by the equipment management function, and a proceedings control function for obtaining information for preparing the proceedings by using the contents of presentation presented by the presentation function,

wherein the display function is to separate an area for icon display of the generating electronic equipment and an area for icon display of the output electronic equipment, thus providing the icon display of the generating electronic equipment and the icon display of the output electronic equipment.

2. The network conferencing system as claimed in claim 1, wherein each of the attendant electronic equipments further has a function to enable selection of the icon displays of the generating electronic equipment and the output electronic equipment and generate a control request for controlling the generating electronic equipment and the output electronic equipment that are selected.

3. The network conferencing system as claimed in claim 1, wherein each of the attendant electronic equipments further has a function to enable selection of the icon display of the generating electronic equipment and transmit an attribute display request for displaying attribute information about data generated and stored by the selected generating electronic equipment, to the conference management server, and

the display function is to display a list of the attribute information generated by the generating electronic equipment corresponding to the selected icon display and stored in the conference server.

4. The network conferencing system as claimed in claim 1, wherein the display function is to display an available electronic equipment at the conference as a selectable icon display and to display an unavailable electronic equipment at the conference as a non-selectable icon display.

5. The network conferencing system as claimed in claim 1, wherein the display function is to prepare equipment display information including an icon display of an electronic equipment existing within the communication network, in a first screen area, and including an icon display of an electronic equipment existing outside the communication network, in a second screen area.

6. The network conferencing system as claimed in claim 5, wherein the display function is to display location attribute information indicating the presence within the communication network, in the first screen area, and to display location attribute information indicating the presence outside the communication network, in the second screen area.

7. The network conferencing system as claimed in claim 1, wherein the display function is to provide icon displays based on the functions of the output electronic equipment and the generating electronic equipment.

8. An equipment management method for a network conferencing system in which an output electronic equipment for presenting the contents of presentation, a generating electronic equipment for generating the contents of presentation to be presented by the output electronic equipment, a plurality of attendant electronic equipments, and a conference management server connected with the output electronic equipment and the attendant electronic equipments so as to transmit and receive information to and from the output electronic equipment and the attendant electronic equipments, are connected via a communication network, each of the attendant electronic equipments comprising an information input/output function for inputting and outputting information from and to the other attendant electronic equipments and the output electronic equipment via the communication network, a presentation function for presenting the contents of presentation by using the output electronic equipment, a presentation contents browsing function for browsing the contents of presentation presented by the presentation function of the other attendant electronic equipments using the output electronic equipment, an authentication function for carrying out authentication of attendance of the other attendant electronic equipments at a conference, an equipment management function for managing the state of each electronic equipment connected to the communication network, a display function for displaying, as icons, the other attendant electronic equipments with their attendance authenticated by the authentication function and the electronic equipment managed by the equipment management function, and a proceedings control function for obtaining information for preparing the proceedings by using the contents of presentation presented by the presentation function,

wherein when each of the attendant electronic equipments attends a conference,

an area for icon display of the generating electronic equipment and an area for icon display of the output electronic equipment are separated, thus providing the icon display of the generating electronic equipment and the icon display of the output electronic equipment by the display function of the attendant electronic equipment.

9. The equipment management method as claimed in claim 8, wherein the icon displays of the generating electronic equipment and the output electronic equipment are selected by the attendant electronic equipment, and

a control request for controlling the generating electronic equipment and the output electronic equipment that are selected is generated.

10. The equipment management method as claimed in claim 9, wherein the icon display of the generating electronic equipment is selected by the attendant electronic equipment,

an attribute display request for displaying attribute information about data generated by the selected generating electronic equipment is transmitted from the attendant electronic equipment to the conference management server,

the attribute information is transmitted from the conference management server to the attendant electronic equipment, and

a list of the attribute information is displayed by the display function of the attendant electronic equipment.

11. The equipment management method as claimed in claim 8, wherein of icon displays provided by the display function, an icon display of an available electronic equipment at the conference is made selectable and an icon

display of an unavailable electronic equipment at the conference is made non-selectable.

12. The equipment management method as claimed in claim 8, wherein an icon display of an electronic equipment existing within the communication network is included in a first screen area and an icon display of an electronic equipment existing outside the communication network is included in a second screen area.

13. The equipment management method as claimed in claim 8, wherein location attribute information indicating the presence within the communication network is displayed in the first screen area and location attribute information indicating the presence outside the communication network is displayed in the second screen area.

14. The equipment management method as claimed in claim 8, wherein icon displays based on the functions of the output electronic equipment and the generating electronic equipment are provided.

15. A conference management server connected with an output electronic equipment for presenting the contents of presentation, a generating electronic equipment for generating the contents of presentation to be presented by the output electronic equipment, and a plurality of attendant electronic equipments via a communication network, each of the attendant electronic equipments comprising an information input/output function for inputting and outputting information from and to the other attendant electronic equipments and the output electronic equipment via the communication network, a presentation function for presenting the contents of presentation by using the output electronic equipment, a presentation contents browsing function for browsing the contents of presentation presented by the presentation function of the other attendant electronic equipments using the output electronic equipment, an authentication function for carrying out authentication of attendance of the other attendant electronic equipments at a conference, an equipment management function for monitoring the electronic equipment connected with the communication network and managing the state of each electronic equipment, a display function for displaying, as icons, the other attendant electronic equipments with their attendance authenticated by the authentication function and the electronic equipment managed by the equipment management function, and a proceedings control function for obtaining information for preparing the proceedings by using the contents of presentation presented by the presentation function, the conference management server comprising:

equipment management means for monitoring the operating states of the output electronic equipment and the generating electronic equipment and preparing an equipment information file showing the type of each equipment and the operating state of each equipment;

equipment display information preparation means for preparing equipment display information which separately displays an area for icon display of the generating electronic equipment and an area for icon display of the output electronic equipment on the basis of the result of monitoring and the type from the equipment management means; and

output means for transmitting the equipment display information prepared by the equipment display information preparation means to the attendant electronic equipment.

16. The conference management server as claimed in claim 15, wherein the equipment display information preparation means prepares equipment display information to enable selection of the icon displays of the generating electronic equipment and the output electronic equipment.

17. The conference management server as claimed in claim 15, further comprising data storage means for associating the generating electronic equipment managed by the equipment management means with the data generated by the generating electronic equipment and thus storing the data, and

means for transmitting information for displaying a list of attribute information of the data that is generated by the generating electronic equipment corresponding to the icon display selected by the attendant electronic equipment and is stored in the data storage means.

18. The conference management server as claimed in claim 15, wherein the equipment display information preparation means prepares equipment display information to enable selection of an icon display of an available electronic equipment at the conference and to make it impossible to select an icon display of an unavailable electronic equipment at the conference.

19. The conference management server as claimed in claim 15, wherein the equipment display information preparation means prepares equipment display information including an icon display of an electronic equipment existing within the communication network, in a first screen area, and including an icon display of an electronic equipment existing outside the communication network, in a second screen area.

20. The conference management server as claimed in claim 19, wherein the equipment display information preparation means prepares equipment display information for displaying location attribute information indicating the presence within the communication network, in the first screen area, and displaying location attribution information indicating the presence outside the communication network, in the second screen area.

21. The conference management server as claimed in claim 15, wherein the equipment display information preparation means prepares equipment display information for providing icon displays based on the functions of the output electronic equipment and the generating electronic equipment.

22. An equipment management method for a conference server connected with an output electronic equipment for presenting the contents of presentation, a generating electronic equipment for generating the contents of presentation to be presented by the output electronic equipment, and a plurality of attendant electronic equipments via a communication network, each of the attendant electronic equipments comprising an information input/output function for inputting and outputting information from and to the other attendant electronic equipments and the output electronic equipment via the communication network, a presentation function for presenting the contents of presentation by using the output electronic equipment, a presentation contents browsing function for browsing the contents of presentation presented by the presentation function of the other attendant electronic equipments using the output electronic equipment, an authentication function for carrying out authentication of attendance of the other attendant electronic equipments at a conference, an equipment management function

for monitoring the electronic equipment connected with the communication network and managing the state of each electronic equipment, a display function for displaying, as icons, the other attendant electronic equipments with their attendance authenticated by the authentication function and the electronic equipment managed by the equipment management function, and a proceedings control function for obtaining information for preparing the proceedings by using the contents of presentation presented by the presentation function, the method comprising the steps of:

monitoring the operating states of the output electronic equipment and the generating electronic equipment;

preparing an equipment information file showing the type of each equipment and the operating state of each equipment;

preparing equipment display information which separately displays an area for icon display of the generating electronic equipment and an area for icon display of the output electronic equipment on the basis of the result of monitoring and the type; and

transmitting the prepared equipment display information to the attendant electronic equipment.

23. The equipment management method as claimed in claim 22, wherein the equipment display information to enable selection of the icon displays of the generating electronic equipment and the output electronic equipment is prepared.

24. The equipment management method as claimed in claim 22, wherein information related to the generating electronic equipment including the operating state of each generating electronic equipment and the type of each equipment is associated with the data generated by the generating electronic equipment and thus stored, and

information for displaying a list of attribute information of the data that is generated by the generating electronic equipment corresponding to the icon display selected by the attendant electronic equipment and is thus stored, is transmitted.

25. The equipment management method as claimed in claim 22, wherein equipment display information to enable selection of an icon display of an available electronic equipment at the conference and to make it impossible to select an icon display of an unavailable electronic equipment at the conference, is prepared.

26. The equipment management method as claimed in claim 22, wherein equipment display information including an icon display of an electronic equipment existing within the communication network, in a first screen area, and including an icon display of an electronic equipment existing outside the communication network, in a second screen area, is prepared.

27. The equipment management method as claimed in claim 26, wherein equipment display information for displaying location attribute information indicating the presence within the communication network, in the first screen area, and displaying location attribution information indicating the presence outside the communication network, in the second screen area, is prepared.

28. The equipment management method as claimed in claim 22, wherein equipment display information for providing icon displays based on the functions of the output electronic equipment and the generating electronic equipment is prepared.

29. An attendant electronic equipment connected with an output electronic equipment for presenting the contents of presentation, a generating electronic equipment for generating the contents of presentation to be presented by the output electronic equipment, and a conference management server connected with the output electronic equipment so as to transmit and receive information to and from the output electronic equipment, via a communication network, the attendant electronic equipment being operated by a user attending a conference connected with the server to transmit and receive information to and from the server via the communication network, the attendant electronic equipment comprising

an information input/output function for inputting and outputting information from and to other attendant electronic equipments and the output electronic equipment via the communication network, a presentation function for presenting the contents of presentation by using the output electronic equipment, a presentation contents browsing function for browsing the contents of presentation presented by the presentation function of the other attendant electronic equipments using the output electronic equipment, an authentication function for carrying out authentication of attendance of the other attendant electronic equipments at a conference, an equipment management function for managing the state of each electronic equipment connected with the communication network, a display function for displaying, as icons, the other attendant electronic equipments with their attendance authenticated by the authentication function and the electronic equipment managed by the equipment management function, and a proceedings control function for obtaining information for preparing the proceedings by using the contents of presentation presented by the presentation function,

wherein the display function is to separate an area for icon display of the generating electronic equipment and an area for icon display of the output electronic equipment, thus providing the icon display of generating electronic equipment and the icon display of the output electronic equipment.

30. A network conferencing system in which an output electronic equipment for presenting the contents of presentation, a generating electronic equipment for generating the contents of presentation to be presented by the output electronic equipment, a plurality of attendant electronic equipments operated by users attending a conference, and a conference management server connected with the output electronic equipment and the attendant electronic equipments so as to transmit and receive information to and from the output electronic equipment and the attendant electronic equipments, are connected via a communication network,

each of the attendant electronic equipments comprising an information input/output function for inputting and outputting information from and to the other attendant electronic equipments, the output electronic equipment and the generating electronic equipment via the communication network, a presentation function for presenting the contents of presentation by using the output electronic equipment, a presentation contents browsing

function for browsing the contents of presentation presented by the presentation function of the other attendant electronic equipments using the output electronic equipment, an authentication function for carrying out authentication of attendance of the other attendant electronic equipments at a conference, an equipment management function for managing the state of each electronic equipment connected to the communication network, a display function for displaying, as icons, the other attendant electronic equipments with their attendance authenticated by the authentication function and the electronic equipment managed by the equipment management function, and a proceedings control function for carrying out control to prepare the proceedings by using the contents of presentation presented by the presentation function,

wherein the presentation function is to select an icon display of the generating electronic equipment from the icon displays of the generating electronic equipments made by the display function in accordance with the operation by the user, then carry out control to display, by the display function, a list of the contents of material data generated by the generating electronic equipment corresponding to the selected icon display, then select the contents of material data displayed in the list by the display function, and carry out control to transfer the selected material data to the output electronic equipment or the attendant electronic equipment via the conference management server.

31. The network conferencing system as claimed in claim 30, wherein the presentation function is to cause browsing of the selected data by the presentation contents browsing function of the other attendant electronic equipments.

32. The network conferencing system as claimed in claim 30, wherein the presentation function is to control the display function to provide a display related to the contents of the material data when transferring the material data.

33. The network conferencing system as claimed in claim 30, wherein the proceedings control function is to store the material data selected and transferred by the presentation function and the contents of presentation into the conference management server.

34. A data presentation method for a network conferencing system in which an output electronic equipment for presenting the contents of presentation, a generating electronic equipment for generating the contents of presentation to be presented by the output electronic equipment, a plurality of attendant electronic equipments operated by users attending a conference, and a conference management server connected with the output electronic equipment and the attendant electronic equipments so as to transmit and receive information to and from the output electronic equipment and the attendant electronic equipments, are connected via a communication network, each of the attendant electronic equipments comprising an information input/output function for inputting and outputting information from and to the other attendant electronic equipments, the output electronic equipment and the generating electronic equipment via the communication network, a presentation function for presenting the contents of presentation by using the output electronic equipment and/or the other attendant electronic equipments, a presentation contents browsing function for browsing the contents of presentation presented by the presentation function of the other attendant electronic equipments using the output electronic equipment, an authentication function for carrying out authentication of attendance of the other attendant electronic equipments at a conference, an equipment management function for managing the state of each electronic equipment connected to the communication network, a display function for displaying, as icons, the other attendant electronic equipments with their attendance authenticated by the authentication function and the electronic equipment managed by the equipment management function, and a proceedings control function for carrying out control to prepare the proceedings by using the contents of presentation presented by the presentation function, the method comprising the steps of:

providing an icon display related to the generating electronic equipment by the display function;

selecting the icon display of the generating electronic equipment in accordance with the operation by the user;

displaying, by the display function, a list of the contents of material data generated by the generating electronic equipment corresponding to the selected icon display;

selecting the material data displayed in the list by the display function; and

transferring the selected material data to the output electronic equipment or the attendant electronic equipment via the conference management server.

35. The data presentation method as claimed in claim 34, wherein the selected material data is browsed by the presentation contents browsing function of the other attendant electronic equipments.

36. The data presentation method as claimed in claim 34, wherein the display function is controlled to provide a display related to the contents of data to the selected material data.

37. The presentation method as claimed in claim 34, wherein the material data selected and transferred by the presentation function and the contents of presentation are stored into the conference management server.

38. A conference management server connected with an output electronic equipment for presenting the contents of presentation, a generating electronic equipment for generating the contents of presentation to be presented by the output electronic equipment, and a plurality of attendant electronic equipments via a communication network, each of the attendant electronic equipments comprising an information input/output function for inputting and outputting information from and to the other attendant electronic equipments, the output electronic equipment and the generating electronic equipment via the communication network, a presentation function for presenting the contents of presentation by using the output electronic equipment and/or the other attendant electronic equipments, a presentation contents browsing function for browsing the contents of presentation presented by the presentation function of the other attendant electronic using the output electronic equipment, an authentication function for carrying out authentication of attendance of the other attendant electronic equipments at a conference, an equipment management function for monitoring the electronic equipment connected with the communication network and managing the state of each electronic equipment, a display function for displaying, as icons, the other attendant electronic equipments with their attendance

authenticated by the authentication function and the electronic equipment managed by the equipment management function, and a proceedings control function for obtaining information for preparing the proceedings by using the contents of presentation presented by the presentation function, the conference management server comprising:

material data input means for inputting material data generated by the generating electronic equipment;

data storage means for storing the material data inputted by the material data input means;

output means for outputting the material data to the output electronic equipment or the attendant electronic equipment in accordance with a request from the attendant electronic equipment having the authority of a presenter terminal with the presentation function; and

control means for carrying out control to cause the presenter terminal to display a list of the material data generated by the generating electronic equipment in accordance with a material presentation request for presenting the material data generated by the generating electronic equipment from the presenter terminal, and to transfer the material data selected in accordance with a material presentation request for selecting the material data displayed in the list, to the output electronic equipment or the attendant electronic equipment.

39. A data presentation method for a conference management server connected with an output electronic equipment for presenting the contents of presentation, a generating electronic equipment for generating the contents of presentation to be presented by the output electronic equipment, and a plurality of attendant electronic equipments via a communication network, each of the attendant electronic equipments comprising an information input/output function for inputting and outputting information from and to the other attendant electronic equipments, the output electronic equipment and the generating electronic equipment via the communication network, a presentation function for presenting the contents of presentation by using the output electronic equipment and/or the other attendant electronic equipments, a presentation contents browsing function for browsing the contents of presentation presented by the presentation function of the other attendant electronic using the output electronic equipment, an authentication function for carrying out authentication of attendance of the other attendant electronic equipments at a conference, an equipment management function for monitoring the electronic equipment connected with the communication network and managing the state of each electronic equipment, a display function for displaying, as icons, the other attendant electronic equipments with their attendance authenticated by the authentication function and the electronic equipment managed by the equipment management function, and a proceedings control function for obtaining information for preparing the proceedings by using the contents of presentation presented by the presentation function, the method comprising the steps of:

inputting material data generated by the generating electronic equipment;

storing the inputted presentation data and material data;

causing the presenter terminal to display a list of the material data generated by the generating electronic equipment in accordance with a material presentation request for presenting the material data generated by the generating electronic equipment from the attendant electronic equipment having the authority of a presenter terminal with the presentation function; and

transferring the material data selected in accordance with a material presentation request for selecting the material data displayed in the list, to the output electronic equipment or the attendant electronic equipment.

40. An attendant electronic equipment connected with an output electronic equipment for presenting the contents of presentation, a generating electronic equipment for generating the contents of presentation to be presented by the output electronic equipment, and a conference management server connected with the output electronic equipment so as to transmit and receive information to and from the output electronic equipment, via a communication network, the attendant electronic equipment being operated by a user attending a conference connected with the server to transmit and receive information to and from the server via the communication network, the attendant electronic equipment comprising

an information input/output function for inputting and outputting information from and to the other attendant electronic equipments, the output electronic equipment and the generating electronic equipment via the communication network, a presentation function for presenting the contents of presentation by using the output electronic equipment, a presentation contents browsing function for browsing the contents of presentation presented by the presentation function of the other attendant electronic equipments using the output electronic equipment, an authentication function for carrying out authentication of attendance of the other attendant electronic equipments at a conference, an equipment management function for managing the state of each electronic equipment connected to the communication network, a display function for displaying, as icons, the other attendant electronic equipments with their attendance authenticated by the authentication function and the electronic equipment managed by the equipment management function, and a proceedings control function for carrying out control to prepare the proceedings by using the contents of presentation presented by the presentation function,

wherein the presentation function is to select an icon display of the generating electronic equipment from the icon displays of the generating electronic equipments made by the display function in accordance with the operation by the user, then carry out control to display, by the display function, a list of the contents of material data generated by the generating electronic equipment corresponding to the selected icon display, then select the contents of material data displayed in the list by the display function, and carry out control to transfer the selected material data to the output electronic equipment or the attendant electronic equipment via the conference management server.

* * * * *