



INTERNATIONAL APPLICATION PUBLISHED UNDER THE PATENT COOPERATION TREATY (PCT)

(51) International Patent Classification ⁶ : C07D 231/56, A61K 31/415	A1	(11) International Publication Number: WO 00/05216 (43) International Publication Date: 3 February 2000 (03.02.00)
(21) International Application Number: PCT/US98/15533 (22) International Filing Date: 23 July 1998 (23.07.98) (71) Applicant (<i>for all designated States except US</i>): SMITHKLINE BEECHAM CORPORATION [US/US]; One Franklin Plaza, Philadelphia, PA 19103 (US). (72) Inventors; and (75) Inventors/Applicants (<i>for US only</i>): WIDDOWSON, Katherine, L. [CA/US]; 1047 Old Valley Forge Road, King of Prussia, PA 19406 (US). NIE, Hong [CN/US]; Apartment 149, 1300 Fayette Street, Conshohocken, PA 19428 (US). RUTLEDGE, Melvin, Clarence, Jr. [US/US]; One Amgen Center, Thousand Oaks, CA 91320 (US). (74) Agents: DINNER, Dara, L. et al.; SmithKline Beecham Corporation, Corporate Intellectual Property, UW2220, 709 Swedeland Road, P.O. Box 1539, King of Prussia, PA 19406-0939 (US).		(81) Designated States: AL, AU, BA, BB, BG, BR, CA, CN, CZ, EE, GE, HU, ID, IL, IS, JP, KP, KR, LC, LK, LR, LT, LV, MG, MK, MN, MX, NO, NZ, PL, RO, SG, SI, SK, SL, TR, TT, UA, US, UZ, VN, YU, ARIPO patent (GH, GM, KE, LS, MW, SD, SZ, UG, ZW), Eurasian patent (AM, AZ, BY, KG, KZ, MD, RU, TJ, TM), European patent (AT, BE, CH, CY, DE, DK, ES, FI, FR, GB, GR, IE, IT, LU, MC, NL, PT, SE), OAPI patent (BF, BJ, CF, CG, CI, CM, GA, GN, GW, ML, MR, NE, SN, TD, TG). Published <i>With international search report.</i>
(54) Title: IL-8 RECEPTOR ANTAGONISTS (57) Abstract This invention relates to novel compounds of Formula (II), and compositions thereof, useful in the treatment of disease states mediated by the chemokine, Interleukin-8 (IL-8).		

FOR THE PURPOSES OF INFORMATION ONLY

Codes used to identify States party to the PCT on the front pages of pamphlets publishing international applications under the PCT.

AL	Albania	ES	Spain	LS	Lesotho	SI	Slovenia
AM	Armenia	FI	Finland	LT	Lithuania	SK	Slovakia
AT	Austria	FR	France	LU	Luxembourg	SN	Senegal
AU	Australia	GA	Gabon	LV	Latvia	SZ	Swaziland
AZ	Azerbaijan	GB	United Kingdom	MC	Monaco	TD	Chad
BA	Bosnia and Herzegovina	GE	Georgia	MD	Republic of Moldova	TG	Togo
BB	Barbados	GH	Ghana	MG	Madagascar	TJ	Tajikistan
BE	Belgium	GN	Guinea	MK	The former Yugoslav Republic of Macedonia	TM	Turkmenistan
BF	Burkina Faso	GR	Greece			TR	Turkey
BG	Bulgaria	HU	Hungary	ML	Mali	TT	Trinidad and Tobago
BJ	Benin	IE	Ireland	MN	Mongolia	UA	Ukraine
BR	Brazil	IL	Israel	MR	Mauritania	UG	Uganda
BY	Belarus	IS	Iceland	MW	Malawi	US	United States of America
CA	Canada	IT	Italy	MX	Mexico	UZ	Uzbekistan
CF	Central African Republic	JP	Japan	NE	Niger	VN	Viet Nam
CG	Congo	KE	Kenya	NL	Netherlands	YU	Yugoslavia
CH	Switzerland	KG	Kyrgyzstan	NO	Norway	ZW	Zimbabwe
CI	Côte d'Ivoire	KP	Democratic People's Republic of Korea	NZ	New Zealand		
CM	Cameroon			PL	Poland		
CN	China	KR	Republic of Korea	PT	Portugal		
CU	Cuba	KZ	Kazakstan	RO	Romania		
CZ	Czech Republic	LC	Saint Lucia	RU	Russian Federation		
DE	Germany	LI	Liechtenstein	SD	Sudan		
DK	Denmark	LK	Sri Lanka	SE	Sweden		
EE	Estonia	LR	Liberia	SG	Singapore		

IL-8 RECEPTOR ANTAGONISTS

5

FIELD OF THE INVENTION

This invention relates to novel benzoisothiazole substituted compounds, pharmaceutical compositions, processes for their preparation, and use thereof in treating IL-8, GRO α , GRO β , GRO γ and NAP-2 mediated diseases.

10

BACKGROUND OF THE INVENTION

Many different names have been applied to Interleukin-8 (IL-8), such as neutrophil attractant/activation protein-1 (NAP-1), monocyte derived neutrophil chemotactic factor (MDNCF), neutrophil activating factor (NAF), and T-cell lymphocyte chemotactic factor. Interleukin-8 is a chemoattractant for neutrophils, basophils, and a subset of T-cells. It is produced by a majority of nucleated cells including macrophages, fibroblasts, endothelial and epithelial cells exposed to TNF, IL-1 α , IL-1 β or LPS, and by neutrophils themselves when exposed to LPS or chemotactic factors such as FMLP. M. Baggiolini et al, J. Clin. Invest. 84, 1045 (1989); J. Schroder et al., J. Immunol. 139, 3474 (1987) and J. Immunol. 144, 2223 (1990); Strieter et al., Science 243, 1467 (1989) and J. Biol. Chem. 264, 10621 (1989); Cassatella et al., J. Immunol. 148, 3216 (1992).

GRO α , GRO β , GRO γ and NAP-2 also belong to the chemokine α family. Like IL-8, these chemokines have also been referred to by different names. For instance GRO α , β , γ have been referred to as MGS α , β and γ respectively (Melanoma Growth Stimulating Activity), see Richmond et al., J. Cell Physiology 129, 375 (1986) and Chang et al., J. Immunol 148, 451 (1992). All of the chemokines of the α -family which possess the ELR motif directly preceding the CXC motif bind to the IL-8 B receptor.

IL-8, GRO α , GRO β , GRO γ , NAP-2 and ENA-78 stimulate a number of functions in vitro. They have all been shown to have chemoattractant properties for neutrophils, while IL-8 and GRO α have demonstrated T-lymphocytes, and basophilic chemotactic activity. In addition IL-8 can induce histamine release from basophils from both normal and atopic individuals GRO- α and IL-8 can in addition, induce lysosomal enzyme release and respiratory burst from neutrophils. IL-8 has also been shown to increase the surface expression of Mac-1 (CD11b/CD18) on

neutrophils without de novo protein synthesis. This may contribute to increased adhesion of the neutrophils to vascular endothelial cells. Many known diseases are characterized by massive neutrophil infiltration. As IL-8, GRO α , GRO β , GRO γ and NAP-2 promote the accumulation and activation of neutrophils, these chemokines have been implicated in a wide range of acute and chronic inflammatory disorders including psoriasis and rheumatoid arthritis, Baggiolini et al., FEBS Lett. **307**, 97 (1992); Miller et al., Crit. Rev. Immunol. **12**, 17 (1992); Oppenheim et al., Annu. Rev. Immunol. **9**, 617 (1991); Seitz et al., J. Clin. Invest. **87**, 463 (1991); Miller et al., Am. Rev. Respir. Dis. **146**, 427 (1992); Donnelly et al., Lancet **341**, 643 (1993). In addition the ELR chemokines (those containing the amino acids ELR motif just prior to the CXC motif) have also been implicated in angiostasis, see Strieter et al., Science **258**, 1798 (1992).

In vitro, IL-8, GRO α , GRO β , GRO γ and NAP-2 induce neutrophil shape change, chemotaxis, granule release, and respiratory burst, by binding to and activating receptors of the seven-transmembrane, G-protein-linked family, in particular by binding to IL-8 receptors, most notably the B-receptor. Thomas et al., J. Biol. Chem. **266**, 14839 (1991); and Holmes et al., Science **253**, 1278 (1991). The development of non-peptide small molecule antagonists for members of this receptor family has precedent. For a review see R. Freidinger in: Progress in Drug Research, Vol. 40, pp. 33-98, Birkhauser Verlag, Basel 1993. Hence, the IL-8 receptor represents a promising target for the development of novel anti-inflammatory agents.

Two high affinity human IL-8 receptors (77% homology) have been characterized: IL-8R α , which binds only IL-8 with high affinity, and IL-8R β , which has high affinity for IL-8 as well as for GRO- α , GRO β , GRO γ and NAP-2. See Holmes et al., supra; Murphy et al., Science **253**, 1280 (1991); Lee et al., J. Biol. Chem. **267**, 16283 (1992); LaRosa et al., J. Biol. Chem. **267**, 25402 (1992); and Gayle et al., J. Biol. Chem. **268**, 7283 (1993).

There remains a need for treatment, in this field, for compounds which are capable of binding to the IL-8 α or β receptor. Therefore, conditions associated with an increase in IL-8 production (which is responsible for chemotaxis of neutrophil and T-cells subsets into the inflammatory site) would benefit by compounds which are inhibitors of IL-8 receptor binding.

SUMMARY OF THE INVENTION

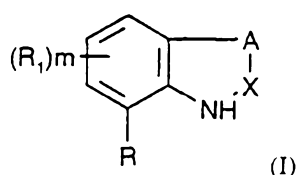
This invention provides for a method of treating a chemokine mediated disease, wherein the chemokine is one which binds to an IL-8 α or β receptor and

which method comprises administering an effective amount of a compound of Formula (I) or (II) or a pharmaceutically acceptable salt thereof. In particular the chemokine is IL-8.

This invention also relates to a method of inhibiting the binding of IL-8 to its receptors in a mammal in need thereof which comprises administering to said mammal an effective amount of a compound of Formula (I) or (II).

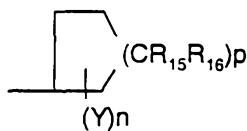
The present invention also provides for the novel compounds of Formula (I), and (II) and pharmaceutical compositions comprising a compound of Formula (I), and (II) and a pharmaceutical carrier or diluent.

Compounds of Formula (I) useful in the present invention are represented by the structure:



wherein

R is $-NH-C(X_2)-NH-(CR_{13}R_{14})_v-Z$;



Z is W, HET, $(Y)_n$, optionally substituted C_{1-10} alkyl, optionally substituted C_{2-10} alkenyl, or optionally substituted C_{2-10} alkynyl;

X is $C(X_1)_2$, O, N- R_{18} , C=O, or $S(O)_m$;

X_1 is independently hydrogen, halogen, C_{1-10} alkyl, NR_4R_5 , $C(O)NR_4R_5$, optionally substituted C_{1-10} alkyl, C_{1-10} alkoxy, halosubstituted C_{1-10} alkoxy, hydroxy, aryl, aryl C_{1-4} alkyl, aryloxy, aryl C_{1-4} alkyloxy, heteroaryl, heteroarylalkyl, heterocyclic, heterocyclic C_{1-4} alkyl, or heteroaryl C_{1-4} alkyloxy; provided that both of X_1 are not hydrogen;

X_2 is =O, or =S;

A is CH_2 , C(O) or C(S);

R_1 is independently selected from hydrogen, halogen, nitro, cyano, halosubstituted C_{1-10} alkyl, C_{1-10} alkyl, C_{2-10} alkenyl, C_{1-10} alkoxy, halosubstituted C_{1-10} alkoxy, azide, $(CR_8R_8)_q S(O)_tR_4$, hydroxy, hydroxy C_{1-10} alkyl, aryl, aryl C_{1-4} alkyl, aryloxy, aryl C_{1-4} alkyloxy, heteroaryl, heteroarylalkyl, heterocyclic, heterocyclic C_{1-4} alkyl, heteroaryl C_{1-4} alkyloxy, aryl C_{2-10} alkenyl, heteroaryl C_{2-10} alkenyl, heterocyclic C_{2-10} alkenyl, $(CR_8R_8)_q NR_4R_5$, C_{2-10} alkenyl $C(O)NR_4R_5$, $(CR_8R_8)_q C(O)NR_4R_5$, $(CR_8R_8)_q C(O)NR_4R_{10}$, $S(O)_3H$,

$S(O)_3R_8$, $(CR_8R_8)_q C(O)R_{11}$, C_{2-10} alkenyl $C(O)R_{11}$, C_{2-10} alkenyl
 $C(O)OR_{11}$, $C(O)R_{11}$, $(CR_8R_8)_q C(O)OR_{12}$, $(CR_8R_8)_q OC(O)R_{11}$, $(CR_8R_8)_q$
 $NR_4C(O)R_{11}$, $(CR_8R_8)_q C(NR_4)NR_4R_5$, $(CR_8R_8)_q NR_4C(NR_5)R_{11}$, $(CR_8R_8)_q$
 $NHS(O)_2R_{17}$, or $(CR_8R_8)_q S(O)_2NR_4R_5$, or two R_1 moieties together may form
 5 $O-(CH_2)_sO-$ or a 5 to 6 membered saturated or unsaturated ring;

n is an integer having a value of 1 to 3;

m is an integer having a value of 1 to 3;

m' is an integer having a value of 1 or 2;

p is an integer having a value of 1 to 3;

10 q is 0, or an integer having a value of 1 to 10;

s is an integer having a value of 1 to 3;

t is 0, or an integer having a value of 1 or 2;

v is 0, or an integer having a value of 1 to 4;

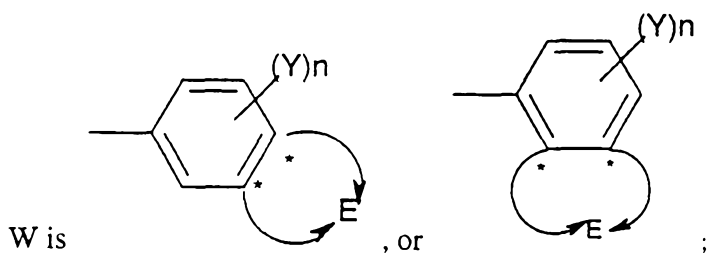
HET is an optionally substituted heteroaryl;

15 R_4 and R_5 are independently hydrogen, optionally substituted C_{1-4} alkyl, optionally
 substituted aryl, optionally substituted aryl C_{1-4} alkyl, optionally substituted
 heteroaryl, optionally substituted heteroaryl C_{1-4} alkyl, heterocyclic, or
 heterocyclic C_{1-4} alkyl, or R_4 and R_5 together with the nitrogen to which they
 are attached form a 5 to 7 member ring which may optionally comprise an
 20 additional heteroatom selected from O/N/S;

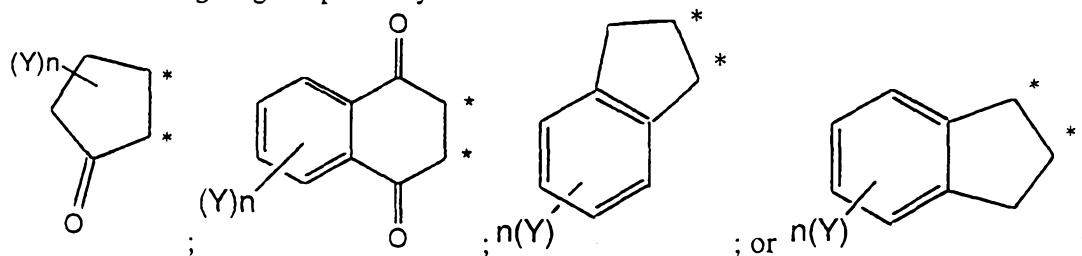
Y is independently selected from hydrogen, halogen, nitro, cyano, halosubstituted
 C_{1-10} alkyl, C_{1-10} alkyl, C_{2-10} alkenyl, C_{1-10} alkoxy, halosubstituted C_{1-10}
 alkoxy, azide, $(CR_8R_8)_q S(O)_tR_4$, hydroxy, hydroxy C_{1-10} alkyl, aryl, aryl C_{1-4}
 alkyl, aryloxy, aryl C_{1-4} alkyloxy, heteroaryl, heteroarylalkyl, heteroaryl C_{1-4}
 25 alkyloxy, heterocyclic, heterocyclic C_{1-4} alkyl, aryl C_{2-10} alkenyl, heteroaryl
 C_{2-10} alkenyl, heterocyclic C_{2-10} alkenyl, $(CR_8R_8)_q NR_4R_5$, C_{2-10} alkenyl
 $C(O)NR_4R_5$, $(CR_8R_8)_q C(O)NR_4R_5$, $(CR_8R_8)_q C(O)NR_4R_{10}$, $S(O)_3R_8$,
 $(CR_8R_8)_q C(O)R_{11}$, C_{2-10} alkenyl $C(O)R_{11}$, C_{2-10} alkenyl $C(O)OR_{11}$,
 $(CR_8R_8)_q C(O)OR_{12}$, $(CR_8R_8)_q OC(O)R_{11}$, $(CR_8R_8)_q NR_4C(O)R_{11}$,
 30 $(CR_8R_8)_q C(NR_4)NR_4R_5$, $(CR_8R_8)_q NR_4C(NR_5)R_{11}$, $(CR_8R_8)_q NHS(O)_2R_a$,
 or $(CR_8R_8)_q S(O)_2NR_4R_5$, or two Y moieties together may form $O-(CH_2)_s-O$
 or a 5 to 6 membered saturated or unsaturated ring;

R_6 and R_7 are independently hydrogen or a C_{1-4} alkyl group, or R_6 and R_7 together
 with the nitrogen to which they are attached form a 5 to 7 member ring which ring
 35 may optionally contain an additional heteroatom which heteroatom is selected from
 oxygen, nitrogen or sulfur;

- R₈ is independently hydrogen or C₁₋₄ alkyl;
 R₁₀ is C₁₋₁₀ alkyl C(O)₂R₈;
 R₁₁ is hydrogen, C₁₋₄ alkyl, optionally substituted aryl, optionally substituted aryl
 C₁₋₄alkyl, optionally substituted heteroaryl, optionally substituted
 5 heteroarylC₁₋₄alkyl, optionally substituted heterocyclic, or optionally
 substituted heterocyclicC₁₋₄alkyl;
 R₁₂ is hydrogen, C₁₋₁₀ alkyl, optionally substituted aryl or optionally substituted
 arylalkyl;
 R₁₃ and R₁₄ are independently hydrogen, optionally substituted C₁₋₄ alkyl, or one
 10 of R₁₃ and R₁₄ may be an optionally substituted aryl;
 R₁₅ and R₁₆ are independently hydrogen, or an optionally substituted C₁₋₄ alkyl;
 R₁₇ is C₁₋₄alkyl, aryl, arylalkyl, heteroaryl, heteroarylC₁₋₄alkyl, heterocyclic, or
 heterocyclicC₁₋₄alkyl, wherein the aryl, heteroaryl and heterocyclic containing
 rings may all be optionally substituted;
 15 R₁₈ is hydrogen, C₁₋₄ alkyl, aryl, arylC₁₋₄ alkyl, heteroaryl, heteroarylC₁₋₄ alkyl,
 heterocyclic, or heterocyclicC₁₋₄ alkyl, all of which may be optionally
 substituted;
 R_a is NR₆R₇, alkyl, arylC₁₋₄ alkyl, arylC₂₋₄ alkenyl, heteroaryl, heteroaryl-
 C₁₋₄alkyl, heteroarylC₂₋₄ alkenyl, heterocyclic, or heterocyclicC₁₋₄ alkyl,
 20 wherein the aryl, heteroaryl and heterocyclic containing rings may all be
 optionally substituted;



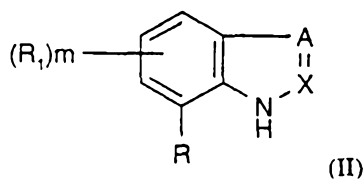
- 25 the E containing ring is optionally selected from



the asterisk * denoting point of attachment of the ring;

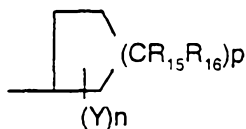
or a pharmaceutically acceptable salt thereof.

Compounds of Formula (II) useful in the present invention are represented by the structure:



wherein

R is $-\text{NH}-\text{C}(\text{X}_2)-\text{NH}-(\text{CR}_{13}\text{R}_{14})_v-\text{Z}$;



Z is W, HET, $(\text{Y})_n$, optionally substituted C_{1-10} alkyl, optionally substituted C_{2-10} alkenyl, or optionally substituted C_{2-10} alkynyl;

X is $\text{C}(\text{X}_1)$ or N;

X_1 is hydrogen, halogen, C_{1-10} alkyl, NR_4R_5 , $\text{C}(\text{O})\text{NR}_4\text{R}_5$, optionally substituted C_{1-10} alkyl, C_{1-10} alkoxy, halosubstituted C_{1-10} alkoxy, hydroxy, aryl, aryl C_{1-4} alkyl, aryloxy, aryl C_{1-4} alkyloxy, heteroaryl, heteroaryl C_{1-4} alkyl, heterocyclic, heterocyclic C_{1-4} alkyl, or heteroaryl C_{1-4} alkyloxy;

X_2 is $=\text{O}$, or $=\text{S}$;

A is CR_{18} ;

R_1 is independently selected from hydrogen, halogen, nitro, cyano, halosubstituted C_{1-10} alkyl, C_{1-10} alkyl, C_{2-10} alkenyl, C_{1-10} alkoxy, halosubstituted C_{1-10} alkoxy, azide, $(\text{CR}_8\text{R}_8)_q \text{S}(\text{O})_t\text{R}_4$, hydroxy, hydroxy C_{1-10} alkyl, aryl, aryl C_{1-4} alkyl, aryloxy, aryl C_{1-4} alkyloxy, heteroaryl, heteroaryl C_{1-4} alkyl, heterocyclic, heterocyclic C_{1-4} alkyl, heteroaryl C_{1-4} alkyloxy, aryl C_{2-10} alkenyl, heteroaryl C_{2-10} alkenyl, heterocyclic C_{2-10} alkenyl, $(\text{CR}_8\text{R}_8)_q \text{NR}_4\text{R}_5$, C_{2-10} alkenyl $\text{C}(\text{O})\text{NR}_4\text{R}_5$, $(\text{CR}_8\text{R}_8)_q \text{C}(\text{O})\text{NR}_4\text{R}_5$, $(\text{CR}_8\text{R}_8)_q \text{C}(\text{O})\text{NR}_4\text{R}_{10}$, $\text{S}(\text{O})_3\text{H}$, $\text{S}(\text{O})_3\text{R}_8$, $(\text{CR}_8\text{R}_8)_q \text{C}(\text{O})\text{R}_{11}$, C_{2-10} alkenyl $\text{C}(\text{O})\text{R}_{11}$, C_{2-10} alkenyl $\text{C}(\text{O})\text{OR}_{11}$, $\text{C}(\text{O})\text{R}_{11}$, $(\text{CR}_8\text{R}_8)_q \text{C}(\text{O})\text{OR}_{12}$, $(\text{CR}_8\text{R}_8)_q \text{OC}(\text{O})\text{R}_{11}$, $(\text{CR}_8\text{R}_8)_q \text{NR}_4\text{C}(\text{O})\text{R}_{11}$, $(\text{CR}_8\text{R}_8)_q \text{C}(\text{NR}_4)\text{NR}_4\text{R}_5$, $(\text{CR}_8\text{R}_8)_q \text{NR}_4\text{C}(\text{NR}_5)\text{R}_{11}$, $(\text{CR}_8\text{R}_8)_q \text{NHS}(\text{O})_2\text{R}_{17}$, or $(\text{CR}_8\text{R}_8)_q \text{S}(\text{O})_2\text{NR}_4\text{R}_5$, or two R_1 moieties together may form $\text{O}-(\text{CH}_2)_5\text{O}$ or a 5 to 6 membered saturated or unsaturated ring;

m is an integer having a value of 1 to 3;

n is an integer having a value of 1 to 3;

- p is an integer having a value of 1 to 3;
 q is 0, or an integer having a value of 1 to 10;
 s is an integer having a value of 1 to 3;
 t is 0, or an integer having a value of 1 or 2;
 5 v is 0, or an integer having a value of 1 to 4;
 HET is an optionally substituted heteroaryl;
 R₄ and R₅ are independently hydrogen, optionally substituted C₁₋₄ alkyl, optionally substituted aryl, optionally substituted aryl C₁₋₄alkyl, optionally substituted heteroaryl, optionally substituted heteroaryl C₁₋₄alkyl, heterocyclic, or
 10 heterocyclic C₁₋₄ alkyl, or R₄ and R₅ together with the nitrogen to which they are attached form a 5 to 7 member ring which may optionally comprise an additional heteroatom selected from O/N/S;
 Y is independently selected from hydrogen, halogen, nitro, cyano, halosubstituted C₁₋₁₀ alkyl, C₁₋₁₀ alkyl, C₂₋₁₀ alkenyl, C₁₋₁₀ alkoxy, halosubstituted C₁₋₁₀ alkoxy, azide, (CR₈R₈)_q S(O)_tR₄, hydroxy, hydroxyC₁₋₁₀alkyl, aryl, aryl C₁₋₄ alkyl, aryloxy, arylC₁₋₄ alkyloxy, heteroaryl, heteroaryl C₁₋₄ alkyl, heteroaryl C₁₋₄ alkyloxy, heterocyclic, heterocyclic C₁₋₄alkyl, aryl C₂₋₁₀ alkenyl, heteroaryl C₂₋₁₀ alkenyl, heterocyclic C₂₋₁₀ alkenyl, (CR₈R₈)_q NR₄R₅, C₂₋₁₀ alkenyl C(O)NR₄R₅, (CR₈R₈)_q C(O)NR₄R₅, (CR₈R₈)_q C(O)NR₄R₁₀,
 20 S(O)₃R₈, (CR₈R₈)_q C(O)R₁₁, C₂₋₁₀ alkenyl C(O)R₁₁, C₂₋₁₀ alkenyl C(O)OR₁₁, (CR₈R₈)_q C(O)OR₁₂, (CR₈R₈)_q OC(O) R₁₁, (CR₈R₈)_q NR₄C(O)R₁₁, (CR₈R₈)_qC(NR₄)NR₄R₅, (CR₈R₈)_q NR₄C(NR₅)R₁₁, (CR₈R₈)_q NHS(O)₂R_a, or (CR₈R₈)_q S(O)₂NR₄R₅, or two Y moieties together may form O-(CH₂)_sO or a 5 to 6 membered saturated or unsaturated ring;
 25 R₆ and R₇ are independently hydrogen or a C₁₋₄ alkyl group, or R₆ and R₇ together with the nitrogen to which they are attached form a 5 to 7 member ring which ring may optionally contain an additional heteroatom which heteroatom is selected from oxygen, nitrogen or sulfur;
 R₈ is independently hydrogen or C₁₋₄ alkyl;
 30 R₁₀ is C₁₋₁₀ alkyl C(O)₂R₈;
 R₁₁ is hydrogen, C₁₋₄ alkyl, optionally substituted aryl, optionally substituted aryl C₁₋₄alkyl, optionally substituted heteroaryl, optionally substituted heteroarylC₁₋₄alkyl, optionally substituted heterocyclic, or optionally substituted heterocyclicC₁₋₄alkyl;
 35 R₁₂ is hydrogen, C₁₋₁₀ alkyl, optionally substituted aryl or optionally substituted arylalkyl;

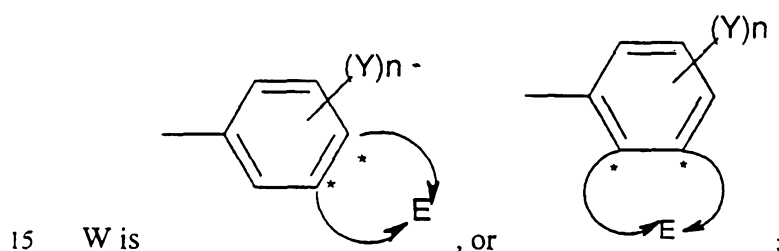
R₁₃ and R₁₄ are independently hydrogen, optionally substituted C₁₋₄ alkyl, or one of R₁₃ and R₁₄ may be an optionally substituted aryl;

R₁₅ and R₁₆ are independently hydrogen, or an optionally substituted C₁₋₄ alkyl;

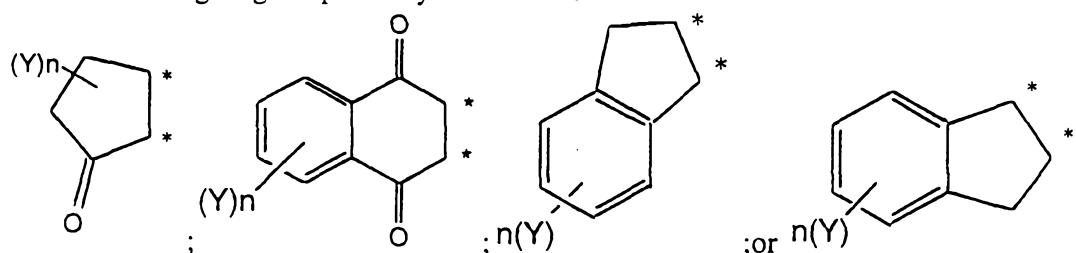
R₁₇ is C₁₋₄alkyl, aryl, arylalkyl, heteroaryl, heteroarylC₁₋₄alkyl, heterocyclic, or
 5 heterocyclicC₁₋₄alkyl, wherein the aryl, heteroaryl and heterocyclic containing rings may all be optionally substituted;

R₁₈ is hydrogen, C₁₋₄ alkyl, aryl, arylC₁₋₄ alkyl, heteroaryl, heteroarylC₁₋₄ alkyl, heterocyclic, or heterocyclicC₁₋₄ alkyl, all of which may be optionally substituted;

10 R_a is NR₆R₇, alkyl, arylC₁₋₄ alkyl, arylC₂₋₄ alkenyl, heteroaryl, heteroaryl-C₁₋₄alkyl, heteroarylC₂₋₄ alkenyl, heterocyclic, or heterocyclicC₁₋₄ alkyl, wherein the aryl, heteroaryl and heterocyclic rings may all be optionally substituted;



the E containing ring is optionally selected from



the asterix * denoting point of attachment of the ring;

20 or a pharmaceutically acceptable salt thereof.

DETAILED DESCRIPTION OF THE INVENTION

The compounds of Formula (I) and (II) may also be used in association with the veterinary treatment of mammals, other than humans, in need of inhibition of IL-8 or other chemokines which bind to the IL-8 α and β receptors. Chemokine
 25 mediated diseases for treatment, therapeutically or prophylactically, in animals include disease states such as those noted herein in the Methods of Treatment section.

As readily seen, the difference between compounds of Formula (I) and (II) lies in the unsaturation of the A containing ring, and hence the substitutions on the X and A moieties. The remaining terms, defined below, are the same for both compounds of Formula (I) and (II) unless otherwise indicated.

5 Suitably, R₁ is independently selected from hydrogen; halogen; nitro; cyano; halosubstituted C₁₋₁₀ alkyl, such as CF₃; C₁₋₁₀ alkyl, such as methyl, ethyl, isopropyl, or n-propyl; C₂₋₁₀ alkenyl; C₁₋₁₀ alkoxy, such as methoxy, or ethoxy; halosubstituted C₁₋₁₀ alkoxy, such as trifluoromethoxy; azide; (CR₈R₈)_q S(O)_tR₄, wherein t is 0, 1 or 2; hydroxy; hydroxy C₁₋₁₀alkyl, such as methanol or ethanol; 10 aryl, such as phenyl or naphthyl; aryl C₁₋₄ alkyl, such as benzyl; aryloxy, such as phenoxy; aryl C₁₋₄ alkyloxy, such as benzyloxy; heteroaryl; heteroaryl C₁₋₄ alkyl; heteroaryl C₁₋₄ alkyloxy; aryl C₂₋₁₀ alkenyl; heteroaryl C₂₋₁₀ alkenyl; heterocyclic C₂₋₁₀ alkenyl; (CR₈R₈)_qNR₄R₅; C₂₋₁₀ alkenyl C(O)NR₄R₅; (CR₈R₈)_q C(O)NR₄R₅; (CR₈R₈)_q C(O)NR₄R₁₀; S(O)₃H; S(O)₃R₈; (CR₈R₈)_q C(O)R₁₁; 15 C₂₋₁₀ alkenyl C(O)R₁₁; C₂₋₁₀ alkenyl C(O)OR₁₁; C(O)R₁₁; (CR₈R₈)_q C(O)OR₁₂; (CR₈R₈)_q OC(O) R₁₁; (CR₈R₈)_q NR₄C(O)R₁₁; (CR₈R₈)_qC(NR₄)NR₄R₅; (CR₈R₈)_q NR₄C(NR₅)R₁₁; (CR₈R₈)_q NHS(O)₂R₁₇; or (CR₈R₈)_q S(O)₂NR₄R₅; or two R₁ moieties together may form O-(CH₂)_s-O or a 5 to 6 membered saturated or unsaturated ring. All of the aryl, heteroaryl, and heterocyclic containing moieties 20 above may be optionally substituted as defined herein below. Preferably, R₁ is other than azido for methods of use herein.

It is recognized that the R₁ moiety may be substituted on the benzene ring or the A containing ring, if possible. Suitably, s is an integer having a value of 1 to 3, and m is an integer having a value of 1 to 3.

25 When R₁ forms a dioxybridge, s is preferably 1. When R₁ forms an additional saturated or unsaturated ring, it is preferably 6 membered ring, preferably resulting in a naphthylene ring system. These additional rings may be substituted independently, 1 to 3 times, by the other R₁ moieties as defined above.

Preferably, R₁ is hydrogen, halogen, cyano, nitro, CF₃, (CR₈R₈)_q C(O)NR₄R₅, C₂₋₁₀ alkenyl C(O)NR₄R₅, (CR₈R₈)_q C(O)R₄R₁₀, C₂₋₁₀ alkenyl C(O)OR₁₂, heteroaryl, heteroaryl C₁₋₄ alkyl, heteroaryl C₂₋₁₀ alkenyl, or S(O)₂NR₄R₅. 30

Suitably, R₄ and R₅ are independently hydrogen, optionally substituted C₁₋₄ alkyl, optionally substituted aryl, optionally substituted aryl C₁₋₄alkyl, optionally substituted heteroaryl, optionally substituted heteroaryl C₁₋₄alkyl, heterocyclic, or heterocyclicC₁₋₄ alkyl, or R₄ and R₅ together with the nitrogen to which they are 35

attached form a 5 to 7 member ring which may optionally comprise an additional heteroatom selected from O/N/S.

Suitably, R₆ and R₇ are independently hydrogen or a C₁₋₄ alkyl group, or R₆ and R₇ together with the nitrogen to which they are attached form a 5 to 7 member ring which ring may optionally contain an additional heteroatom which heteroatom is selected from oxygen, nitrogen or sulfur.

Suitably, R₈ is independently hydrogen or C₁₋₄ alkyl.

Suitably, q is 0 or an integer having a value of 1 to 10.

Suitably, R₁₀ is C₁₋₁₀ alkyl C(O)₂R₈, such as CH₂C(O)₂H or CH₂C(O)₂CH₃.

Suitably, R₁₁ is hydrogen, C₁₋₄ alkyl, aryl, aryl C₁₋₄ alkyl, heteroaryl, heteroaryl C₁₋₄alkyl, heterocyclic, or heterocyclic C₁₋₄alkyl.

Suitably, R₁₂ is hydrogen, C₁₋₁₀ alkyl, optionally substituted aryl or optionally substituted aryl C₁₋₄ alkyl.

Suitably, R₁₃ and R₁₄ are independently hydrogen, an optionally substituted C₁₋₄ alkyl which may be straight or branched as defined herein, or one of R₁₃ and R₁₄ are an optionally substituted aryl; v is 0, or an integer having a value of 1 to 4.

When R₁₃ or R₁₄ are an optionally substituted alkyl, the alkyl moiety may be substituted one to three times independently by halogen; halosubstituted C₁₋₄ alkyl such as trifluoromethyl; hydroxy; hydroxy C₁₋₄alkyl, C₁₋₄ alkoxy; such as methoxy, or ethoxy, halosubstituted C₁₋₁₀ alkoxy, S(O)_tR₄; aryl; NR₄R₅; NHC(O)R₄; C(O)NR₄R₅; or C(O)OR₈.

Suitably, R₁₇ is C₁₋₄alkyl, aryl, arylalkyl, heteroaryl, heteroarylC₁₋₄alkyl, heterocyclic, or heterocyclicC₁₋₄alkyl, wherein the aryl, heteroaryl and heterocyclic containing rings may all be optionally substituted.

Suitably, Y is independently selected from hydrogen, halogen, nitro, cyano, halosubstituted C₁₋₁₀ alkyl, C₁₋₁₀ alkyl, C₂₋₁₀ alkenyl, C₁₋₁₀ alkoxy, halosubstituted C₁₋₁₀ alkoxy, azide, (CR₈R₈)_q S(O)_tR₄, hydroxy, hydroxyC₁₋₁₀alkyl, aryl, aryl C₁₋₄ alkyl, aryloxy, arylC₁₋₄ alkyloxy, heteroaryl, heteroaryl C₁₋₄ alkyl, heteroaryl C₁₋₄ alkyloxy, heterocyclic, heterocyclic C₁₋₄alkyl, aryl C₂₋₁₀ alkenyl, heteroaryl C₂₋₁₀ alkenyl, heterocyclic C₂₋₁₀ alkenyl, (CR₈R₈)_q NR₄R₅, C₂₋₁₀ alkenyl C(O)NR₄R₅, (CR₈R₈)_q C(O)NR₄R₅, (CR₈R₈)_q C(O)NR₄R₁₀, S(O)₃R₈, (CR₈R₈)_q C(O)R₁₁, C₂₋₁₀ alkenyl C(O)R₁₁, C₂₋₁₀ alkenyl C(O)OR₁₁, (CR₈R₈)_q C(O)OR₁₂, (CR₈R₈)_q OC(O) R₁₁, (CR₈R₈)_q NR₄C(O)R₁₁, (CR₈R₈)_qC(NR₄)NR₄R₅, (CR₈R₈)_q NR₄C(NR₅)R₁₁, (CR₈R₈)_q NHS(O)₂R_a, or (CR₈R₈)_q S(O)₂NR₄R₅, or two Y moieties together may form

O-(CH₂)_s-O or a 5 to 6 membered saturated or unsaturated ring. Preferably, Y is other than azido for methods of use herein.

Suitably, n is an integer having a value of 1 to 3.

When Y forms a dioxybridge, s is preferably 1. The aryl, heteroaryl and heterocyclic containing moieties noted above for Y may all be optionally substituted as defined herein. When Y forms an additional saturated or unsaturated ring, it is preferably 6 membered ring, more preferably resulting in a naphthylene ring system. These additional rings may be optionally substituted 1 to 3 times by other Y moieties as defined above.

Suitably, R_a is NR₆R₇, alkyl, aryl C₁₋₄ alkyl, arylC₂₋₄ alkenyl, heteroaryl, heteroaryl-C₁₋₄alkyl, heteroarylC₂₋₄ alkenyl, heterocyclic, or heterocyclicC₁₋₄ alkyl, wherein the aryl, heteroaryl and heterocyclic containing rings may all be optionally substituted.

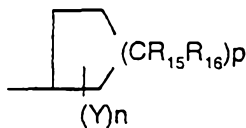
Y is preferably a halogen, C₁₋₄ alkoxy, optionally substituted aryl, optionally substituted aryloxy or aryl C₁₋₄ alkoxy, methylenedioxy, NR₄R₅, thio C₁₋₄alkyl, thioaryl, halosubstituted C₁₋₁₀ alkoxy, C₁₋₁₀ alkyl, or hydroxy C₁₋₁₀ alkyl. Y is more preferably mono-substituted halogen, disubstituted halogen, mono-substituted alkoxy, disubstituted alkoxy, methylenedioxy, aryl, or alkyl. More preferably these groups are mono or di-substituted in the 2'- position or 2'-, 3'-position when Z is W and W is a phenyl ring (such as when no E group is present).

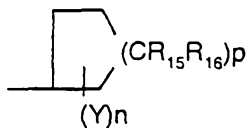
While Y may be substituted in any of the 5 ring positions when W is a phenyl moiety, Y is preferably mono-substituted in the 2'-position or 3'- position, with the 4'- preferably being unsubstituted. If the phenyl ring is disubstituted, the substituents are preferably in the 2' or 3' position of a monocyclic ring. While both R₁ and Y can both be hydrogen, it is preferred that at least one of the rings be substituted, preferably both rings are substituted.

In compounds of Formula (I), A is suitably CH₂, C(S) or C(S). It is noted that in Formula (I) the A containing ring is saturated. In compounds of Formula (II), A is suitably CR₁₈. It is also noted that in Formula (II) the A containing ring contains unsaturation.

Suitably, R₁₈ is hydrogen, C₁₋₄ alkyl, aryl, arylC₁₋₄ alkyl, heteroaryl, heteroarylC₁₋₄ alkyl, heterocyclic, or heterocyclicC₁₋₄ alkyl, all of which may be optionally substituted.

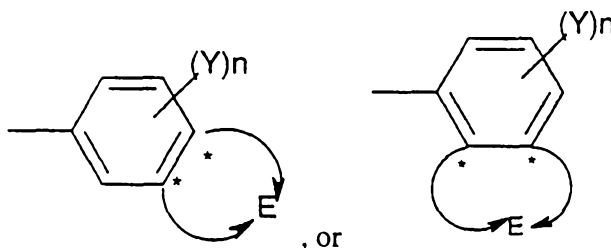
R is suitably -NH-C(X₂)-NH- (CR₁₃R₁₄)_v - Z.



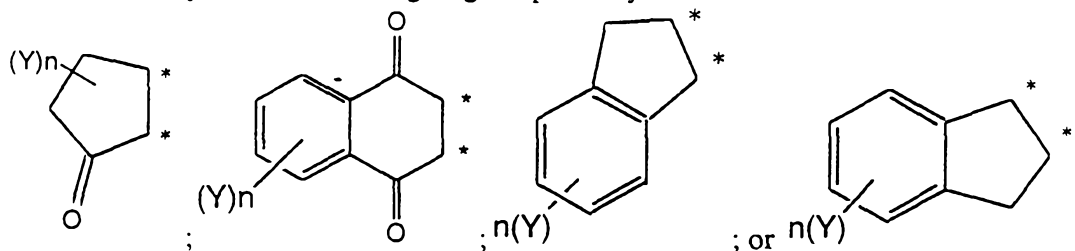
Suitably, Z is W, HET, , an optionally substituted C₁₋₁₀ alkyl, an optionally substituted C₂₋₁₀ alkenyl, or an optionally substituted C₂₋₁₀ alkynyl. Suitably p is an integer having a value of 1 to 3.

5

Suitably, W is



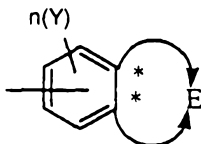
Suitably, the E containing ring is optionally selected from



the asterisk * denoting point of attachment of the ring.

10

Preferably, Z is



The E ring, denoted by its point of attachment through the asterisk (*) may optionally be present. If it is not present, the ring is a phenyl moiety which is substituted by the Y terms as shown above. The E ring may be substituted by the Y moiety in any ring, saturated or unsaturated, and is shown for purposes herein substituted only in the unsaturated ring(s).

15

Suitably X₂ is =O, or =S.

In compounds of Formula (I), X is suitably C(X₁)₂, N-R₁₈, O, C=O, or S(O)_{m'}, and m' is an integer having a value of 1 or 2. Preferably X is O, N-R₁₈, C=O, or S(O)_{m'}. More preferably, X is S(O)_{m'}. Most preferably X is S(O)_{m'}, and m' is 2, when A is CH₂. When X is C(X₁)₂, both of X₁ can not be hydrogen.

20

Preferably in compound of Formula (I) when X is $C(X_1)_2$ then one of X_1 is an electron withdrawing group such as a halosubstituted alkyl, such as CF_3 , or $C(O)NR_4R_5$.

5 In compounds of Formula (II), X is suitably $C(X_1)$ or N, preferably $C(X_1)$.

Suitably, X_1 is independently hydrogen, halogen, NR_4R_5 , $C(O)NR_4R_5$, optionally substituted C_{1-10} alkyl, C_{1-10} alkoxy, halosubstituted C_{1-10} alkoxy, aryl, aryl C_{1-4} alkyl, aryloxy, aryl C_{1-4} alkyloxy, heteroaryl, heteroaryl C_{1-4} alkyl, heterocyclic, heterocyclic C_{1-4} alkyl; or heteroaryl C_{1-4} alkyloxy. The alkyl group
10 may be optionally substituted one or more times by hydroxy, NR_4R_5 , or halogen. Preferably, for compounds of Formula (I), when X is $C(X_1)_2$, at least one of X_1 is hydrogen.

For compounds of Formula (II), X_1 is preferably hydrogen or an electron withdrawing group, such as a halosubstituted alkyl, such as CF_3 , or $C(O)NR_4R_5$,

15 HET is an optionally substituted heteroaryl moiety, as defined below both for optional substituents and for particular heteroaryl moieties.

Suitably R_{15} and R_{16} are independently hydrogen, or an optionally substituted C_{1-4} alkyl as defined above for R_{13} and R_{14} .

As used herein, "optionally substituted" unless specifically defined shall
20 mean such groups as halogen, such as fluorine, chlorine, bromine or iodine; hydroxy; hydroxy substituted C_{1-10} alkyl; C_{1-10} alkoxy, such as methoxy or ethoxy; $S(O)_m$ C_{1-10} alkyl, wherein m is 0, 1 or 2, such as methyl thio, methyl sulfinyl or methyl sulfonyl; amino, mono & di-substituted amino, such as in the NR_4R_5 group; $NHC(O)R_4$; $C(O)NR_4R_5$; $C(O)OH$; $S(O)_2NR_4R_5$; $NHS(O)_2R_{19}$; C_{1-10} alkyl,
25 such as methyl, ethyl, propyl, isopropyl, or t-butyl; halosubstituted C_{1-10} alkyl, such as CF_3 ; an optionally substituted aryl, such as phenyl, or an optionally substituted arylalkyl, such as benzyl or phenethyl; optionally substituted heterocyclic; optionally substituted heterocyclicalkyl; optionally substituted heteroaryl; optionally substituted heteroaryl alkyl; and wherein these aryl, heteroaryl, or heterocyclic
30 containing moieties may be substituted one to two times by halogen, hydroxy, hydroxy substituted alkyl, C_{1-10} alkoxy, $S(O)_m$ C_{1-10} alkyl, amino, mono & di-substituted amino, such as in the NR_4R_5 group, C_{1-10} alkyl, or halosubstituted C_{1-10} alkyl, such as CF_3 .

R_{19} is suitably C_{1-4} alkyl, aryl, aryl C_{1-4} alkyl, heteroaryl,
35 heteroaryl C_{1-4} alkyl, heterocyclic, or heterocyclic C_{1-4} alkyl.

Suitable pharmaceutically acceptable salts are well known to those skilled in the art and include basic salts of inorganic and organic acids, such as hydrochloric acid, hydrobromic acid, sulphuric acid, phosphoric acid, methane sulphonic acid, ethane sulphonic acid, acetic acid, malic acid, tartaric acid, citric acid, lactic acid, oxalic acid, succinic acid, fumaric acid, maleic acid, benzoic acid, salicylic acid, phenylacetic acid and mandelic acid. In addition, pharmaceutically acceptable salts of compounds of Formula (I) may also be formed with a pharmaceutically acceptable cation, for instance, if a substituent group comprises a carboxy moiety. Suitable pharmaceutically acceptable cations are well known to those skilled in the art and include alkaline, alkaline earth, ammonium and quaternary ammonium cations.

The following terms, as used herein, refer to:

- "halo" - all halogens, that is chloro, fluoro, bromo and iodo.
- "C₁₋₁₀alkyl" or "alkyl" - both straight and branched chain radicals of 1 to 10 carbon atoms, unless the chain length is otherwise limited, including, but not limited to, methyl, ethyl, *n*-propyl, *iso*-propyl, *n*-butyl, *sec*-butyl, *iso*-butyl, *tert*-butyl, *n*-pentyl and the like.
- "cycloalkyl" is used herein to mean cyclic radicals, preferably of 3 to 8 carbons, including but not limited to cyclopropyl, cyclopentyl, cyclohexyl, and the like.
- "alkenyl" is used herein at all occurrences to mean straight or branched chain radical of 2-10 carbon atoms, unless the chain length is limited thereto, including, but not limited to ethenyl, 1-propenyl, 2-propenyl, 2-methyl-1-propenyl, 1-butenyl, 2-butenyl and the like.
- "aryl" - phenyl and naphthyl;
- "heteroaryl" (on its own or in any combination, such as "heteroaryloxy", or "heteroaryl alkyl") - a 5-10 membered aromatic ring system in which one or more rings contain one or more heteroatoms selected from the group consisting of N, O or S, such as, but not limited, to pyrrole, pyrazole, furan, thiophene, quinoline, isoquinoline, quinazolinyl, pyridine, pyrimidine, oxazole, thiazole, thiadiazole, triazole, imidazole, or benzimidazole.
- "heterocyclic" (on its own or in any combination, such as "heterocyclicalkyl") - a saturated or partially unsaturated 4-10 membered ring system in which one or more rings contain one or more heteroatoms selected from the group consisting of N, O, or S; such as, but not limited to, pyrrolidine, piperidine, piperazine, morpholine, tetrahydropyran, or imidazolidine.

- "arylalkyl" or "heteroarylalkyl" or "heterocyclicalkyl" is used herein to mean C₁₋₁₀ alkyl, as defined above, attached to an aryl, heteroaryl or heterocyclic moiety, as also defined herein, unless otherwise indicated.
- "sulfinyl" - the oxide S (O) of the corresponding sulfide, the term "thio" refers to the sulfide, and the term "sulfonyl" refers to the fully oxidized S(O)₂ moiety.
- "wherein two R₁ moieties (or two Y moieties) may together form a 5 or 6 membered saturated or unsaturated ring" is used herein to mean the formation of a bicyclo ring system or a phenyl moiety having attached a 5 or 6 membered saturated or unsaturated ring such as a C₆ cycloalkenyl, i.e. hexene, or a C₅ cycloalkenyl moiety, cyclopentene, or a fully unsaturated ring 5 or 6 membered ring such as benzene, i.e. resulting in a naphthylene ring.

Exemplified compounds of Formula (I) include:

- 15 N-(2-Bromophenyl)-N'-(1,3-Dihydro-2,2-dioxo-2,1-benzisothiazol-7-yl)-urea
 N-[(1,3-dihydro-2,2-dioxo-4-floro-2,1-benzisothiazol-7-yl)-N'-(2-bromophenyl)urea
 N-[(1,3-dihydro-2,2-dioxo-4-chloro-2,1-benzisothiazol-7-yl)-N'-(2,3-dichlorophenyl)urea
 20 N-[(1,3-dihydro-2,2-dioxo-4-chloro-2,1-benzisothiazol-7-yl)-N'-(2-chlorophenyl)urea
 N-[(1,3-dihydro-2,2-dioxo-4-chloro-2,1-benzisothiazol-7-yl)-N'-(2-methoxyphenyl)urea
 N-[(1,3-dihydro-2,2-dioxo-4-chloro-2,1-benzisothiazol-7-yl)-N'-isopropylurea
 25 N-[(1,3-Dihydro-2,2-dioxo-4-chloro-2,1-benzisothiazol-7-yl)-N'-(2-bromophenyl)urea
 N-[(1,3-Dihydro-2,2-dioxo-4-cyano-2,1-benzisothiazol-7-yl)-N'-(2-bromophenyl)urea
 N-[(1,3-Dihydro-2,2-dioxo-4-bromo-2,1-benzisothiazol-7-yl)-N'-(2-bromophenyl)urea
 30

Additional exemplified compounds of Formula (I) include:

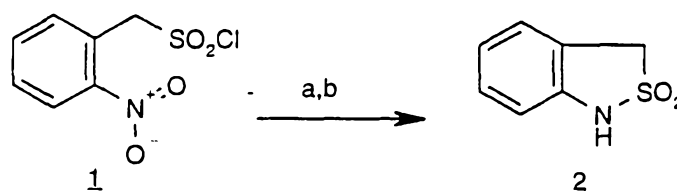
N-(4-Bromophenyl)-N'-(1,3-Dihydro-2,2-dioxo-2,1-benzisothiazol-7-yl)-urea

- 35 Exemplified compounds of Formula (II) include:
 N-(2-indazole)-N'-(2-bromophenyl)urea

Methods of Preparation

The compounds of Formula (I) and (II) may be obtained by applying synthetic procedures, some of which are illustrated in the Schemes below. The synthesis provided for in these Schemes is applicable for the producing of Formula (I) and (II) having a variety of different Z, R₁, and E groups which are reacted, employing optional substituents which are suitably protected to achieve compatibility with the reactions outlined herein. Subsequent deprotection, in those cases, then affords compounds of the nature generally disclosed. Once the urea nucleus has been established, further compounds of these formulas may be prepared by applying standard techniques for functional group interconversion, well known in the art. While the schemes are shown with various compounds of Formula (I) and (II) this is merely for illustration purposes only and not a limitation on the extent of synthesis available using these methods.

Scheme 1

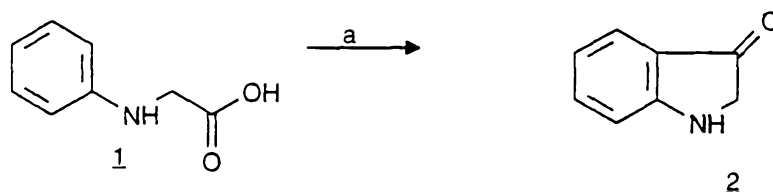


a) SnCl₂, EtOAc b) Et₃N, CH₂Cl₂

If the desired cyclic sulfonamide 2-scheme 1 is not commercially available the corresponding heterocyclic sulfamide can be prepared from the commercially available compound 1-scheme 1 with reduction of the nitro group using suitable reducing conditions such as SnCl₂, hydrogen and Pd/C or zinc metal in a suitable organic solvent such as, ethyl acetate and cyclization using triethylamine in methylene chloride. Alternative reaction conditions for the cyclic sulfonamide 2-scheme 1 can be achieved by cyclization of 2-chlorobenzylsulfonamide with potassium carbonate and copper-bronze powder in under pressure using a polar solvent or using a high boiling solvent such as 2, 3-dimethylaniline at 100-180°C, preferably about 180°C, or by reacting the 2-aminobenzylsulfonic acid sodium salt

with phosphorus oxychloride at 30-170°C, preferably about 170°C, for between 1-24 hours, preferably about 3 hours.

Scheme 2

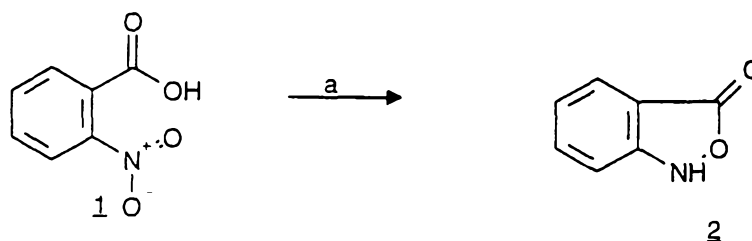


a) Ph_3P oxide, Et_3N , TFAA, 1,2 dichloroethane

5

If the desired heterocyclic compound 2-scheme 2 is not commercially available then it can be prepared from the commercially available compound 1-scheme 2 with triphenyl phosphine oxide, triethylamine, trifluoroacetic anhydride in an aprotic solvent such as 1, 2 - dichloroethane.

Scheme 3



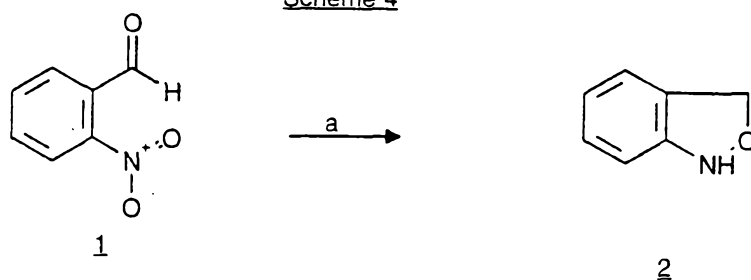
a) Zn , NH_4Cl , $\text{THF}/\text{H}_2\text{O}$

10

If the desired heterocyclic compound 2-scheme 3 is not commercially available then it can be prepared from the commercially available compound 1-scheme 3 with zinc and ammonium chloride in $\text{THF}/\text{H}_2\text{O}$.

15

Scheme 4

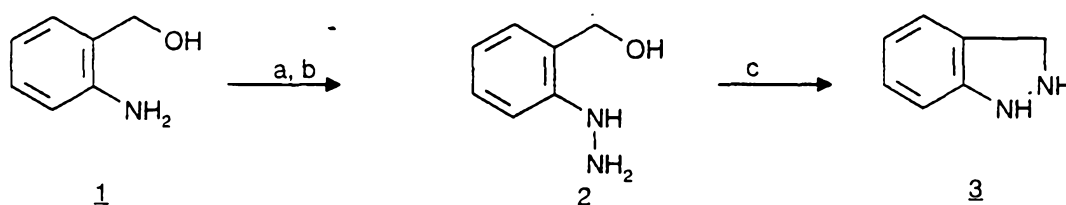


a) Aluminum amalgam, Et₂O

If the desired heterocyclic compound 2-scheme 4 is not commercially available then it can be prepared from the commercially available compound 1-scheme 4 with aluminum amalgam in diethyl ether or THF.

5

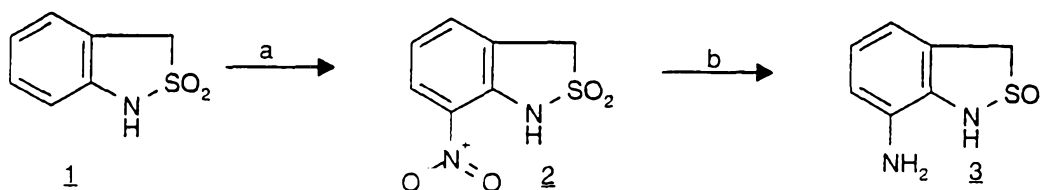
Scheme 5



a) HONO b) Na₂NO₃ c) H₂SO₄

If the desired heterocyclic compound 3-scheme 5 is not commercially available then it can be prepared from the commercially available compound 1-scheme 5 with nitrous acid to the diazonium salt, followed by treating with sodium sulfite to the hydrazine 2-scheme 5. Cyclization can be achieved with sulfuric acid to give 3-scheme 5. An alternative method to obtain 3-scheme 5 would be reduction of indazolinone with lithium aluminum hydride.

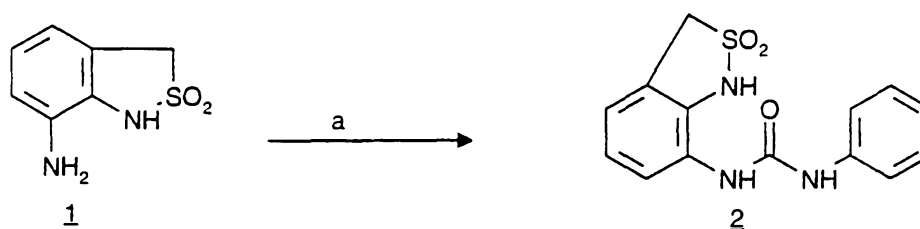
Scheme 6



a) NaNO_3 , 3M H_2SO_4 , CH_2Cl_2 , 23°C b) Pd/C, MeOH

If the desired aniline 3-scheme 6 is not commercially available the corresponding nitro compound can be prepared from 1-scheme 6, under standard nitration conditions (using HNO_3 or NaNO_3) at 0 - 100°C , preferably about 23°C , under acid conditions such as acetic acid, acetic anhydride, or under biphasic condition such as aqueous sulphuric acid and a chlorinated solvent such as methylene chloride. The nitro compound is then reduced to the corresponding aniline using suitable reducing agents, such as H_2/Pd in an organic solvent, such as MeOH, DMF or ethylacetate (alternately SnCl_2 in EtOH, or LiAlH_4 or zinc metal in acetic acid) at 0 - 100°C . Other commercially available heterocyclic compounds such as Indoline, Indole, Oxindole, Isatin, Indazole and Indazolinone can be converted to the desired anilines through this procedure.

Scheme 7



a) PhNCO , DMF, 80°C

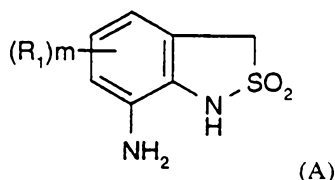
Ortho substituted heterocyclic phenyl ureas in 2-scheme 7 may be prepared by standard conditions involving the condensation of the commercially available optionally substituted aryl isocyanate (Aldrich Chemical Co., Milwaukee, WI) with the corresponding aniline 1-scheme 7 in an aprotic solvent such as DMSO, DMF,

toluene or methylene chloride at room temperature or elevated temperature from 1 h to 24 h.

Alternatively the desired isocyanates can be made by condensing the amine with triphosgene in the presence of base (such as potassium carbonate) or by
 5 reacting the carboxylic acid with diphenyl phosphoazide in the presence of a base (such as triethyl amine).

The aromatic rings of the compounds can be further functionalized by conditions well known in the art such as bromination or other electrophilic substitution reactions. These substituents can be further manipulated using standard
 10 nucleophilic substitutions such as reaction with an anion (such as sodium methoxide), or in palladium catalyzed coupling reaction chemistry.

Another aspect of the invention is the novel process for making compounds of Formula (I), in particularly when A is CH_2 and X is S(O)_m which process
 15 comprises a process for producing a compound of Formula (I), as defined above, wherein A is CH_2 and X is S(O)_m , which process comprises
 a) reacting a compound of the formula



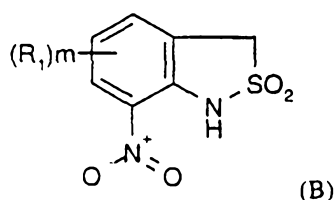
20 with a compound of the formula:



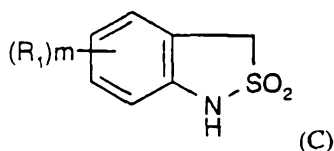
to yield a compound of Formula (I).

25 Another aspect of the present invention are the novel compounds of Formula (A) and the novel process to make compounds of Formula (A) which process comprises reacting the corresponding nitro compound, Formula (B) under conventional reducing conditions to yield the corresponding aniline derivative.

30 Another aspect of the present invention is the novel process of producing novel compounds of the formula:



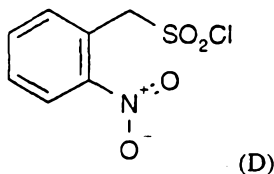
which process comprises reacting a compound of the formula



under standard nitrating conditions to yield a compound of Formula (B).

5

Yet another aspect of the present invention is a process for producing a compound of the Formula (C), which process comprises reacting a compound of the formula



10 under reducing conditions and cyclization of the corresponding reduced amine to yield a compound of Formula (D).

SYNTHETIC EXAMPLES

15 The invention will now be described by reference to the following examples which are merely illustrative and are not to be construed as a limitation of the scope of the present invention. All temperatures are given in degrees centigrade, all solvents are highest available purity and all reactions run under anhydrous conditions in an argon atmosphere unless otherwise indicated.

20 In the Examples, all temperatures are in degrees Centigrade (°C). Mass spectra were performed upon a VG Zab mass spectrometer using fast atom bombardment, unless otherwise indicated. ¹H-NMR (hereinafter "NMR") spectra were recorded at 250 MHz using a Bruker AM 250 or Am 400 spectrometer. Multiplicities indicated are: s=singlet, d=doublet, t=triplet, q=quartet, m=multiplet and br indicates a broad signal. Sat. indicates a saturated solution, eq indicates the proportion of a molar equivalent of reagent relative to

25 the principal reactant.

General Method: Synthesis of N, N'- phenyl urea To a solution of phenyl isocyanate(1.0 equiv.) in dimethyl formamide (1ml) the corresponding aniline (1.0

equiv.) was added. The reaction mixture was stirred at 80°C until complete (3-16 hrs.), then removed solvent under vacuum. The purification, yields and spectral characteristics for each individual compound are listed below. Additional synthetic methods are provided for in PCT US96/02260 filed 16 February 1996 whose disclosure is incorporated herein by reference.

Example 1

Preparation of N-(2-Bromophenyl)-N'-(1,3-Dihydro-2,2-dioxo-2,1-benzisothiazol-7-yl)-urea

10 a) Preparation of 1,3-Dihydro-1,2-benzisothiazole-2,2-dioxide

To a solution of 2-nitro- α -toluenesulfonyl chloride (5.0g, 21.3mmol) in 250ml of ethyl acetate was added tin II chloride (19.2g, 85mmol). The reaction was stirred at 70°C overnight then poured into ice and neutralized with sodium bicarbonate. The solution was then extracted with ethyl acetate and the solvents were evaporated. The crude reaction mixture was then diluted with methylene chloride and excess triethyl amine was added. The solution was stirred at 25°C overnight and the solvent was evaporated and the product was obtained by chromatography of the resulting solid on silica gel (EtOAc/hexane (1equiv./1equiv.)). (500mg, 14%). ¹H NMR (CDCl₃): δ 7.25 (d, 1H), 7.24 (t, 1H), 7.07 (t, 1H), 6.91 (d, 1H), 6.62 (s, 1H), 4.40 (s, 2H).

20 b) Preparation of 4-nitro-1,3-Dihydro-1,2-benzisothiazole-2,2-dioxide

1,3-Dihydro-1,2-benzisothiazole-2,2-dioxide (400mg, 2.40mmol) was dissolved in methylene chloride (40ml) followed by the addition of sodium nitrate (0.22g, 2.60mmol). The addition of sulfuric acid (5.0ml/3M) is then made, followed by addition of a catalytic amount of sodium nitrite. The mixture is allowed to stir. After 24 hr., the reaction mixture is diluted with methylene chloride and extracted with water. The organic layer is dried over MgSO₄ and filtered. The solvent was evaporated and chromatography of the resulting solid on silica gel (4% MeOH/CH₂Cl₂) gave the desired product (150 mg, 29 %). ¹H NMR (CD₃OD): δ 8.11 (d, 1H), 7.57 d, 1H), 7.09 (t, 1H), 4.50 (s, 2H).

30 c) Preparation of 4-amino-1,3-Dihydro-1,2-benzisothiazole-2,2-dioxide

To a solution of 4-nitro-1,3-Dihydro-1,2-benzisothiazole-2,2-dioxide (100mg, 5.0mmol) in methanol (50ml) and was added 10% Pd/C (50mg). The mixture was flushed with argon, then hydrogen was bubbled through the solution for 10 min. and a hydrogen atmosphere was maintained at balloon pressure overnight. The mixture was filtered through celite and the celite was washed with methanol.

The solvent was evaporated and chromatography of the resulting solid on silica gel (10%MeOH/ CH₂Cl₂) gave the desired product (64mg, 74 %). ¹H NMR (CD₃OD): δ 6.86 (t, 1H), 6.62 (d, 1H), 6.55 (d, 1H), 4.35 (s, 2H).

d)Preparation of N-[1,3-Dihydro-1, 2-benzisothiazole-3, 3-dioxide]-N'-[2-bromophenyl] urea

N-[1,3-Dihydro-1, 2-benzisothiazole-3, 3-dioxide]-N'-[2-bromophenyl] urea was prepared from 4-amino-1, 3-Dihydro-1, 2-benzisothiazole-2, 2-dioxide (64mg, 0.35 mmol) according to the procedure in General Method B. The product was purified by chromatography of the resulting solid on silica gel(EtOAc/ hexane (1equiv./1equiv.)). (45mg, 34%). ¹H NMR (CD₃SO₂CD₃): δ 9.70 (s, 1H), 9.04 (s, 1H), 8.51 (s, 1H), 8.08 (d, 1H), 7.67 (t, 1H), 7.60 (d, 1H), 7.34 (t, 1H), 7.04 (d, 2H), 6.96 (t, 1H), 4.58 (s, 2H).

Using analogous methods to those described above or in the schematics, the following compounds may be synthesized:

Example 2: N-(1, 3-Dihydro-4-bromo-1, 2-benzisothiazole-3, 3-dioxide) N'-phenylurea

Example 3: N-[(1,3-dihydro-2,2-dioxo-4-floro-2,1-benzisothiazo)-7-yl]-N'-(2-bromophenyl)urea; (M⁻: 398.1, 400.1)

Example 4: N-[(1,3-dihydro-2,2-dioxo-4-chloro-2,1-benzisothiazo)-7-yl]-N'-(2,3-dichlorophenyl)urea; (M⁻ : 403.9, 406.2, 408.0)

Example 5: N-[(1,3-dihydro-2,2-dioxo-4-chloro-2,1-benzisothiazo)-7-yl]-N'-(2-chlorophenyl)urea; (M⁻ : 370.1, 372.1)

Example 6: N-[(1,3-dihydro-2,2-dioxo-4-chloro-2,1-benzisothiazo)-7-yl]-N'-(2-methoxyphenyl)urea; (M⁻ : 366.2, 358.1)

Example 7: N-[(1,3-dihydro-2,2-dioxo-4-chloro-2,1-benzisothiazo)-7-yl]-N'-isopropylurea; (M⁻ : 304.1, 306.2)

Example 8: N-[(1,3-Dihydro-2,2-dioxo-4-chloro-2,1-benzisothiazo)-7-yl]-N'-(2-bromophenyl)urea; (M⁻ : 414, 416)

Example 9: N-[(1,3-Dihydro-2,2-dioxo-4-cyano-2,1-benzisothiazo)-7-yl]-N'-(2-bromophenyl)urea; (M⁻ : 404.9, 407.1)

Example 10: N-[(1,3-Dihydro-2,2-dioxo-4-bromo-2,1-benzisothiazo)-7-yl]-N'-(2-bromophenyl)urea; (M⁻ : 457.9, 459.9, 461.9)

Example 11: N-(2-indazole)-N'-(2-bromophenyl)urea; MS (M +H = 331.1; M-H = 329.2)

METHOD OF TREATMENT

The compounds of Formula (I), and (II) or a pharmaceutically acceptable salt thereof can be used in the manufacture of a medicament for the prophylactic or therapeutic treatment of any disease state in a human, or other mammal, which is exacerbated or caused by excessive or unregulated IL-8 cytokine production by such mammal's cell, such as but not limited to monocytes and/or macrophages, or other chemokines which bind to the IL-8 α or β receptor, also referred to as the type I or type II receptor.

For purposes herein, the term Formula (I) will also refer to compounds of Formula (II) unless otherwise indicated.

Accordingly, the present invention provides a method of treating a chemokine mediated disease, wherein the chemokine is one which binds to an IL-8 α or β receptor and which method comprises administering an effective amount of a compound of Formula (I) or a pharmaceutically acceptable salt thereof. In particular, the chemokines are IL-8, GRO α , GRO β , GRO γ , NAP-2 or ENA-78.

The compounds of Formula (I) are administered in an amount sufficient to inhibit cytokine function, in particular IL-8, GRO α , GRO β , GRO γ , NAP-2 or ENA-78, such that they are biologically regulated down to normal levels of physiological function, or in some case to subnormal levels, so as to ameliorate the disease state. Abnormal levels of IL-8, GRO α , GRO β , GRO γ , NAP-2 or ENA-78 for instance in the context of the present invention, constitute: (i) levels of free IL-8 greater than or equal to 1 picogram per mL; (ii) any cell associated IL-8, GRO α , GRO β , GRO γ , NAP-2 or ENA-78 above normal physiological levels; or (iii) the presence IL-8, GRO α , GRO β , GRO γ , NAP-2 or ENA-78 above basal levels in cells or tissues in which IL-8, GRO α , GRO β , GRO γ , NAP-2 or ENA-78 respectively, is produced.

There are many disease states in which excessive or unregulated IL-8 production is implicated in exacerbating and/or causing the disease. Chemokine mediated diseases include psoriasis, atopic dermatitis, arthritis, asthma, chronic obstructive pulmonary disease, adult respiratory distress syndrome, inflammatory bowel disease, Crohn's disease, ulcerative colitis, stroke, septic shock, endotoxic shock, gram negative sepsis, toxic shock syndrome, cardiac and renal reperfusion injury, glomerulonephritis, thrombosis, graft vs. host reaction, Alzheimer's disease, allograft rejections, malaria, restinosis, angiogenesis or undesired hematopoietic stem cells release, rhinovirus infections, and various bone resorptive indications, such as osteoporosis or osteoarthritis.

The association of interleukin-8 and rhinovirus may be found in articles such as: Turner, et al., Clin. Infect. Dis. (1998), 26(4), 840-846; Sanders, et al., J. Virol. (1998), 72(2), 934-942; Sethi, et al., Clin. Exp. Immunol. (1997), 110(3), 362-369; Zhu, et al., Am. J. Physiol. (1997), 273(4, Pt. 1), L814-L824; Terajima, et al., Am. J. Physiol. (1997), 273(4, Pt. 1), L749-L759; Grunberg, et al., Clin. Exp. Allergy (1997), 27(1), 36-45; and Johnston, et al., J. Infect. Dis. (1997), 175(2), 323-329.

The association of interleukin-8 and osteoporosis may be found in articles such as: Streckfus et al., J. Gerontol., Ser. A (1997), 52A(6), M343-M351; Hermann, T. WO 95/31722; and Chaudhary, et al., Endocrinology (Baltimore) (1992), 130(5), 2528-34.

These diseases are primarily characterized by massive neutrophil infiltration, T-cell infiltration, or neovascular growth, and are associated with IL-8, GRO α , GRO β , GRO γ , NAP-2 or ENA-78 production which is responsible for the chemotaxis of neutrophils into the inflammatory site or the directional growth of endothelial cells. In contrast to other inflammatory cytokines (IL-8, GRO α , GRO β , GRO γ , or NAP-2) has the unique property of promoting neutrophil chemotaxis, enzyme release including but not limited to elastase release as well as superoxide production and activation. The α -chemokines but particularly, GRO α , GRO β , GRO γ , or NAP-2, working through the IL-8 type I or II receptor can promote the neovascularization of tumors by promoting the directional growth of endothelial cells. Therefore, the inhibition of IL-8 induced chemotaxis or activation would lead to a direct reduction in the neutrophil infiltration.

Recent evidence also implicates the role of chemokines in the treatment of HIV infections, Littleman et al., Nature 381, pp. 661 (1996) and Koup et al., Nature 381, pp. 667 (1996).

The present invention also provides for a means of treating, in an acute setting, as well as preventing, in those individuals deemed susceptible to, CNS injuries by the chemokine receptor antagonist compounds of Formula (I).

CNS injuries as defined herein include both open or penetrating head trauma, such as by surgery, or a closed head trauma injury, such as by an injury to the head region. Also included within this definition is ischemic stroke, particularly to the brain area.

Ischemic stroke may be defined as a focal neurologic disorder that results from insufficient blood supply to a particular brain area, usually as a consequence of an embolus, thrombi, or local atheromatous closure of the blood vessel. The role of inflammatory cytokines in this area has been emerging and the present invention

provides a mean for the potential treatment of these injuries. Relatively little treatment, for an acute injury such as these has been available.

TNF- α is a cytokine with proinflammatory actions, including endothelial leukocyte adhesion molecule expression. Leukocytes infiltrate into ischemic brain lesions and hence compounds which inhibit or decrease levels of TNF would be
5 useful for treatment of ischemic brain injury. See Liu et al., Stoke, Vol. 25., No. 7, pp. 1481-88 (1994) whose disclosure is incorporated herein by reference.

Models of closed head injuries and treatment with mixed 5-LO/CO agents is discussed in Shohami et al., J. of Vasc & Clinical Physiology and Pharmacology,
10 Vol. 3, No. 2, pp. 99-107 (1992) whose disclosure is incorporated herein by reference. Treatment which reduced edema formation was found to improve functional outcome in those animals treated.

Present evidence also indicates the use of IL-8 inhibitors in the treatment of atherosclerosis. The first reference, Boisvert et al., J Clin Invest, 1998, 101:353-363
15 shows, through bone marrow transplantation, that the absence of IL-8 receptors on stem cells (and, therefore, on monocytes/macrophages) leads to a reduction in the development of atherosclerotic plaques in LDL receptor deficient mice. Additinal supporting references are: Apostolopoulos, et al., Arterioscler Thromb Vasc Biol. 1996, 16:1007-1012; Liu, et al., Arterioscler Thromb Vasc Biol, 1997, 17:317-323;
20 Rus, et al., Atherosclerosis. 1996, 127:263-271.; Wang et al., J Biol Chem. 1996, 271:8837-8842; Yue, et al., Eur J Pharmacol. 1993, 240:81-84; Koch, et al., Am J Pathol, 1993, 142:1423-1431.; Lee, et al., Immunol Lett, 1996, 53, 109-113.; and Terkeltaub et al., Arterioscler Thromb, 1994, 14:47-53.

The compounds of Formula (I) are administered in an amount sufficient to
25 inhibit IL-8, binding to the IL-8 alpha or beta receptors, from binding to these receptors, such as evidenced by a reduction in neutrophil chemotaxis and activation. The discovery that the compounds of Formula (I) are inhibitors of IL-8 binding is based upon the effects of the compounds of Formulas (I) in the *in vitro* receptor binding assays which are described herein. The compounds of Formula (I) have
30 been shown to be inhibitors of type II IL-8 receptors.

As used herein, the term "IL-8 mediated disease or disease state" refers to any and all disease states in which IL-8, GRO α , GRO β , GRO γ , NAP-2 or ENA-78 plays a role, either by production of IL-8, GRO α , GRO β , GRO γ , NAP-2 or ENA-78 themselves, or by IL-8, GRO α , GRO β , GRO γ , NAP-2 or ENA-78 causing another
35 monokine to be released, such as but not limited to IL-1, IL-6 or TNF. A disease state in which, for instance, IL-1 is a major component, and whose production or

action, is exacerbated or secreted in response to IL-8, would therefore be considered a disease stated mediated by IL-8.

As used herein, the term "chemokine mediated disease or disease state" refers to any and all disease states in which a chemokine which binds to an IL-8 α or β receptor plays a role, such as but not limited IL-8, GRO α , GRO β , GRO γ , NAP-2 or ENA-78. This would include a disease state in which, IL-8 plays a role, either by production of IL-8 itself, or by IL-8 causing another monokine to be released, such as but not limited to IL-1, IL-6 or TNF. A disease state in which, for instance, IL-1 is a major component, and whose production or action, is exacerbated or secreted in response to IL-8, would therefore be considered a disease stated mediated by IL-8.

As used herein, the term "cytokine" refers to any secreted polypeptide that affects the functions of cells and is a molecule which modulates interactions between cells in the immune, inflammatory or hematopoietic response. A cytokine includes, but is not limited to, monokines and lymphokines, regardless of which cells produce them. For instance, a monokine is generally referred to as being produced and secreted by a mononuclear cell, such as a macrophage and/or monocyte. Many other cells however also produce monokines, such as natural killer cells, fibroblasts, basophils, neutrophils, endothelial cells, brain astrocytes, bone marrow stromal cells, epidermal keratinocytes and B-lymphocytes. Lymphokines are generally referred to as being produced by lymphocyte cells. Examples of cytokines include, but are not limited to, Interleukin-1 (IL-1), Interleukin-6 (IL-6), Interleukin-8 (IL-8), Tumor Necrosis Factor-alpha (TNF- α) and Tumor Necrosis Factor beta (TNF- β).

As used herein, the term "chemokine" refers to any secreted polypeptide that affects the functions of cells and is a molecule which modulates interactions between cells in the immune, inflammatory or hematopoietic response, similar to the term "cytokine" above. A chemokine is primarily secreted through cell transmembranes and causes chemotaxis and activation of specific white blood cells and leukocytes, neutrophils, monocytes, macrophages, T-cells, B-cells, endothelial cells and smooth muscle cells. Examples of chemokines include, but are not limited to, IL-8, GRO- α , GRO- β , GRO- γ , NAP-2, ENA-78, IP-10, MIP-1 α , MIP- β , PF4, and MCP 1, 2, and 3.

In order to use a compound of Formula (I) or a pharmaceutically acceptable salt thereof in therapy, it will normally be formulated into a pharmaceutical composition in accordance with standard pharmaceutical practice. This invention, therefore, also relates to a pharmaceutical composition comprising an effective, non-toxic amount of a compound of Formula (I) and a pharmaceutically acceptable carrier or diluent.

Compounds of Formula (I), pharmaceutically acceptable salts thereof and pharmaceutical compositions incorporating such may conveniently be administered by any of the routes conventionally used for drug administration, for instance, orally, topically, parenterally or by inhalation. The compounds of Formula (I) may be administered in conventional dosage forms prepared by combining a compound of Formula (I) with standard pharmaceutical carriers according to conventional procedures. The compounds of Formula (I) may also be administered in conventional dosages in combination with a known, second therapeutically active compound. These procedures may involve mixing, granulating and compressing or dissolving the ingredients as appropriate to the desired preparation. It will be appreciated that the form and character of the pharmaceutically acceptable character or diluent is dictated by the amount of active ingredient with which it is to be combined, the route of administration and other well-known variables. The carrier(s) must be "acceptable" in the sense of being compatible with the other ingredients of the formulation and not deleterious to the recipient thereof.

The pharmaceutical carrier employed may be, for example, either a solid or liquid. Exemplary of solid carriers are lactose, terra alba, sucrose, talc, gelatin, agar, pectin, acacia, magnesium stearate, stearic acid and the like. Exemplary of liquid carriers are syrup, peanut oil, olive oil, water and the like. Similarly, the carrier or diluent may include time delay material well known to the art, such as glyceryl mono-stearate or glyceryl distearate alone or with a wax.

A wide variety of pharmaceutical forms can be employed. Thus, if a solid carrier is used, the preparation can be tableted, placed in a hard gelatin capsule in powder or pellet form or in the form of a troche or lozenge. The amount of solid carrier will vary widely but preferably will be from about 25mg. to about 1g. When a liquid carrier is used, the preparation will be in the form of a syrup, emulsion, soft gelatin capsule, sterile injectable liquid such as an ampule or nonaqueous liquid suspension.

Compounds of Formula (I) may be administered topically, that is by non-systemic administration. This includes the application of a compound of Formula (I) externally to the epidermis or the buccal cavity and the instillation of such a compound into the ear, eye and nose, such that the compound does not significantly enter the blood stream. In contrast, systemic administration refers to oral, intravenous, intraperitoneal and intramuscular administration.

Formulations suitable for topical administration include liquid or semi-liquid preparations suitable for penetration through the skin to the site of inflammation

such as liniments, lotions, creams, ointments or pastes, and drops suitable for administration to the eye, ear or nose. The active ingredient may comprise, for topical administration, from 0.001% to 10% w/w, for instance from 1% to 2% by weight of the formulation. It may however comprise as much as 10% w/w but
5 preferably will comprise less than 5% w/w, more preferably from 0.1% to 1% w/w of the formulation.

Lotions according to the present invention include those suitable for application to the skin or eye. An eye lotion may comprise a sterile aqueous solution optionally containing a bactericide and may be prepared by methods similar to those
10 for the preparation of drops. Lotions or liniments for application to the skin may also include an agent to hasten drying and to cool the skin, such as an alcohol or acetone, and/or a moisturizer such as glycerol or an oil such as castor oil or arachis oil.

Creams, ointments or pastes according to the present invention are semi-solid formulations of the active ingredient for external application. They may be made by
15 mixing the active ingredient in finely-divided or powdered form, alone or in solution or suspension in an aqueous or non-aqueous fluid, with the aid of suitable machinery, with a greasy or non-greasy base. The base may comprise hydrocarbons such as hard, soft or liquid paraffin, glycerol, beeswax, a metallic soap; a mucilage; an oil of natural origin such as almond, corn, arachis, castor or olive oil; wool fat or
20 its derivatives or a fatty acid such as steric or oleic acid together with an alcohol such as propylene glycol or a macrogel. The formulation may incorporate any suitable surface active agent such as an anionic, cationic or non-ionic surfactant such as a sorbitan ester or a polyoxyethylene derivative thereof. Suspending agents such as natural gums, cellulose derivatives or inorganic materials such as siliceous
25 silicas, and other ingredients such as lanolin, may also be included.

Drops according to the present invention may comprise sterile aqueous or oily solutions or suspensions and may be prepared by dissolving the active ingredient in a suitable aqueous solution of a bactericidal and/or fungicidal agent and/or any other suitable preservative, and preferably including a surface active
30 agent. The resulting solution may then be clarified by filtration, transferred to a suitable container which is then sealed and sterilized by autoclaving or maintaining at 98-100 °C. for half an hour. Alternatively, the solution may be sterilized by filtration and transferred to the container by an aseptic technique. Examples of bactericidal and fungicidal agents suitable for inclusion in the drops are
35 phenylmercuric nitrate or acetate (0.002%), benzalkonium chloride (0.01%) and

chlorhexidine acetate (0.01%). Suitable solvents for the preparation of an oily solution include glycerol, diluted alcohol and propylene glycol.

Compounds of formula (I) may be administered parenterally, that is by intravenous, intramuscular, subcutaneous intranasal, intrarectal, intravaginal or intraperitoneal administration. The subcutaneous and intramuscular forms of parenteral administration are generally preferred. Appropriate dosage forms for such administration may be prepared by conventional techniques. Compounds of Formula (I) may also be administered by inhalation, that is by intranasal and oral inhalation administration. Appropriate dosage forms for such administration, such as an aerosol formulation or a metered dose inhaler, may be prepared by conventional techniques.

For all methods of use disclosed herein for the compounds of Formula (I), the daily oral dosage regimen will preferably be from about 0.01 to about 80 mg/kg of total body weight. The daily parenteral dosage regimen about 0.001 to about 80 mg/kg of total body weight. The daily topical dosage regimen will preferably be from 0.1 mg to 150 mg, administered one to four, preferably two or three times daily. The daily inhalation dosage regimen will preferably be from about 0.01 mg/kg to about 1 mg/kg per day. It will also be recognized by one of skill in the art that the optimal quantity and spacing of individual dosages of a compound of Formula (I) or a pharmaceutically acceptable salt thereof will be determined by the nature and extent of the condition being treated, the form, route and site of administration, and the particular patient being treated, and that such optimums can be determined by conventional techniques. It will also be appreciated by one of skill in the art that the optimal course of treatment, i.e., the number of doses of a compound of Formula (I) or a pharmaceutically acceptable salt thereof given per day for a defined number of days, can be ascertained by those skilled in the art using conventional course of treatment determination tests.

The invention will now be described by reference to the following biological examples which are merely illustrative and are not to be construed as a limitation of the scope of the present invention.

BIOLOGICAL EXAMPLES

The IL-8, and GRO- α chemokine inhibitory effects of compounds of the present invention are determined by the following *in vitro* assay:

Receptor Binding Assays:

[¹²⁵I] IL-8 (human recombinant) is obtained from Amersham Corp., Arlington Heights, IL, with specific activity 2000 Ci/mmol. Gro- α is obtained from NEN- New England Nuclear. All other chemicals are of analytical grade. High levels of recombinant human IL-8 type α and β receptors were individually
5 expressed in Chinese hamster ovary cells as described previously (Holmes, *et al.*, *Science*, **1991**, 253, 1278). The Chinese hamster ovary membranes were homogenized according to a previously described protocol (Haour, *et al.*, *J Biol Chem.*, 249 pp 2195-2205 (1974)). Except that the homogenization buffer is changed to 10mM Tris-HCL, 1mM MgSO₄, 0.5mM EDTA (ethylene-diaminetetra-
10 acetic acid), 1m MPMSF (α -toluenesulphonyl fluoride), 0.5 mg/L Leupeptin, pH 7.5. Membrane protein concentration is determined using Pierce Co. micro-assay kit using bovine serum albumin as a standard. All assays are performed in a 96-well micro plate format. Each reaction mixture contains ¹²⁵I IL-8 (0.25 nM) or ¹²⁵I GRO- α and 0.5 μ g/mL of IL-8R α or 1.0 μ g/mL of IL-8R β membranes in 20 mM
15 Bis-Trispropane and 0.4 mM Tris HCl buffers, pH 8.0, containing 1.2 mM MgSO₄, 0.1 mM EDTA, 25 mM NaCl and 0.03% CHAPS. In addition, drug or compound of interest is added which has been pre-dissolved in DMSO so as to reach a final concentration of between 0.01nM and 100 μ M. The assay is initiated by addition of ¹²⁵I-IL-8. After 1 hour at room temperature the plate is harvested using a Tomtec
20 96-well harvester onto a glass fiber filtermat blocked with 1% polyethylenimine/ 0.5% BSA and washed 3 times with 25 mM NaCl, 10 mM TrisHCl, 1 mM MgSO₄, 0.5 mM EDTA, 0.03 % CHAPS, pH 7.4. The filter is then dried and counted on the Betaplate liquid scintillation counter. The recombinant IL-8 R α , or Type I, receptor is also referred to herein as the non-permissive receptor and the recombinant IL-8
25 R β , or Type II, receptor is referred to as the permissive receptor.

Representative compounds of Formula (I), Example 1, 3 to 10, and a representative compound of Formula (II), Example 11, have been found to have positive inhibitory activity of < 30 μ g in this assay.

30 Chemotaxis Assay :

The *in vitro* inhibitory properties of these compounds are determined in the neutrophil chemotaxis assay as described in Current Protocols in Immunology, vol. I, Suppl 1, Unit 6.12.3., whose disclosure is incorporated herein by reference in its entirety. Neutrophils were isolated from human blood as described in Current
35 Protocols in Immunology Vol. I, Suppl 1 Unit 7.23.1, whose disclosure is incorporated herein by reference in its entirety. The chemoattractants IL-8, GRO- α ,

GRO- β , GRO- γ and NAP-2 are placed in the bottom chamber of a 48 multiwell chamber (Neuro Probe, Cabin John, MD) at a concentration between 0.1 and 100 nM. The two chambers are separated by a 5um polycarbonate filter. When compounds of this invention are tested, they are mixed with the cells (0.001 - 1000 nM) just prior to the addition of the cells to the upper chamber. Incubation is allowed to proceed for between about 45 and 90 min. at about 37°C in a humidified incubator with 5% CO₂. At the end of the incubation period, the polycarbonate membrane is removed and the top side washed, the membrane then stained using the Diff Quick staining protocol (Baxter Products, McGaw Park, IL, USA). Cells which have chemotaxed to the chemokine are visually counted using a microscope. Generally, four fields are counted for each sample, these numbers are averaged to give the average number of cells which had migrated. Each sample is tested in triplicate and each compound repeated at least four times. To certain cells (positive control cells) no compound is added, these cells represent the maximum chemotactic response of the cells. In the case where a negative control (unstimulated) is desired, no chemokine is added to the bottom chamber. The difference between the positive control and the negative control represents the chemotactic activity of the cells.

Elastase Release Assay:

The compounds of this invention are tested for their ability to prevent Elastase release from human neutrophils. Neutrophils are isolated from human blood as described in Current Protocols in Immunology Vol. I, Suppl 1 Unit 7.23.1. PMNs 0.88×10^6 cells suspended in Ringer's Solution (NaCl 118, KCl 4.56, NaHCO₃ 25, KH₂PO₄ 1.03, Glucose 11.1, HEPES 5 mM, pH 7.4) are placed in each well of a 96 well plate in a volume of 50 ul. To this plate is added the test compound (0.001 - 1000 nM) in a volume of 50 ul, Cytochalasin B in a volume of 50 ul (20ug/ml) and Ringers buffer in a volume of 50 ul. These cells are allowed to warm (37 °C, 5% CO₂, 95% RH) for 5 min. before IL-8, GRO α , GRO β , GRO γ or NAP-2 at a final concentration of 0.01 - 1000 nM was added. The reaction is allowed to proceed for 45 min. before the 96 well plate is centrifuged (800 xg 5 min.) and 100 ul of the supernatant removed. This supernatant is added to a second 96 well plate followed by an artificial elastase substrate (MeOSuc-Ala-Ala-Pro-Val-AMC, Nova Biochem, La Jolla, CA) to a final concentration of 6 ug/ml dissolved in phosphate buffered saline. Immediately, the plate is placed in a fluorescent 96 well plate reader (Cytofluor 2350, Millipore, Bedford, MA) and data collected at 3 min. intervals according to the method of Nakajima et al J. Biol Chem 254 4027 (1979).

The amount of Elastase released from the PMNs is calculated by measuring the rate of MeOSuc-Ala-Ala-Pro-Val-AMC degradation.

TNF- α in Traumatic Brain Injury Assay

- 5 This assay provides for examination of the expression of tumor necrosis factor mRNA in specific brain regions which follow experimentally induced lateral fluid-percussion traumatic brain injury (TBI) in rats. Since TNF- α is able to induce nerve growth factor (NGF) and stimulate the release of other cytokines from activated astrocytes, this post-traumatic alteration in gene expression of TNF- α plays an
10 important role in both the acute and regenerative response to CNS trauma. A suitable assay may be found in WO 97/35856 or WO 97/49286 whose disclosures are incorporated herein by reference.

CNS Injury model for IL- β mRNA

- 15 This assay characterizes the regional expression of interleukin-1 β (IL-1 β) mRNA in specific brain regions following experimental lateral fluid-percussion traumatic brain injury (TBI) in rats. Results from these assays indicate that following TBI, the temporal expression of IL-1 β mRNA is regionally stimulated in specific brain regions. These regional changes in cytokines, such as IL-1 β play a role in the post-
20 traumatic pathologic or regenerative sequelae of brain injury. A suitable assay may be found in WO 97/35856 or WO 97/49286 whose disclosures are incorporated herein by reference.

***In vivo* - atherosclerosis assay:**

- 25 *In vivo* models for measuring atherosclerosis in mice is based on the assay of Paigen et al with small modifications as described below. See Paigen B, Morrow A, Holmes PA, Mitchell D, Williams RA. Quantitative assessment of atherosclerotic lesions in mice. *Atherosclerosis* 68: 231-240 (1987); and Groot PHE, van Vlijmen BJM, Benson GM, Hofker MH, Schiffflers R, Vidgeon-Hart M, Havekes LM.
30 Quantitative assessment of aortic atherosclerosis in APOE*3 Leiden transgenic mice and its relationship to serum cholesterol exposure. *Arterioscler Thromb Vasc Biol.* 16: 926-933 (1996).

Sectioning and staining of the aortic sinus

- Cross-sections of the aortic root are taken as has been described previously (1,2).
35 Briefly, the hearts are bisected just below the level of the atria and the base of the heart plus aortic root are taken for analysis. After equilibrating the tissue in OCT compound

overnight the hearts are immersed in OCT compound on a cryostat chuck (Bright Instrument Company Ltd., UK) with the aorta facing the chuck. The tissue is frozen by surrounding the chuck with dry ice. The hearts are then sectioned perpendicular to the axis of the aorta, starting within the heart and working in the direction of the aorta. Once the aortic root has been identified by the appearance of the three valve leaflets, alternate 10 mm sections are taken and mounted on gelatinised slides. Sections are air dried for 1 hour and subsequently rinsed briefly in 60% isopropyl alcohol. The sections are stained with Oil Red O, counterstained with Mayer's haematoxylin, cover slipped using glycerol gelatine and sealed with nail varnish.

10

Quantification of atherosclerosis in the aortic root

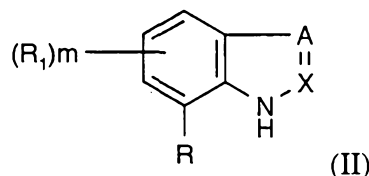
Ten alternate sections of the aortic root are imaged using an Olympus BH-2 microscope equipped with an 4x objective and a video camera (Hitachi, HV-C10). Twenty-four bit colour images are acquired and analysed using a PC (Datacell Pentium P5-133, Datacell, Berks, U.K.) fitted with a framegrabbing board (Snapper, Active Imaging Ltd, Berks, U.K.) and running Optimas software (version 5.1, Optimas Corp., WA, U.S.A.). The images are captured under identical lighting, microscope, camera and PC conditions. Quantification of the atherosclerotic lesion areas is performed by drawing around the lesions by hand using the Optimas software. Colour thresholds are set that quantify the areas that are stained red within the lesions. Absolute values for the cross-sectional areas of the lesions and the areas stained red are obtained by calibrating the software using an image of the grid on a haemocytometer slide.

All publications, including but not limited to patents and patent applications, cited in this specification are herein incorporated by reference as if each individual publication were specifically and individually indicated to be incorporated by reference herein as though fully set forth.

The above description fully discloses the invention including preferred embodiments thereof. Modifications and improvements of the embodiments specifically disclosed herein are within the scope of the following claims. Without further elaboration, it is believed that one skilled in the art can, using the preceding description, utilize the present invention to its fullest extent. Therefore the Examples herein are to be construed as merely illustrative and not a limitation of the scope of the present invention in any way. The embodiments of the invention in which an exclusive property or privilege is claimed are defined as follows.

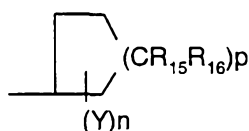
What is Claimed Is:

1. A compound of the formula:



5 wherein

R is -NH-C(X₂)-NH-(CR₁₃R₁₄)_v-Z;



Z is W, HET, , optionally substituted C₁₋₁₀ alkyl, optionally substituted C₂₋₁₀ alkenyl, or optionally substituted C₂₋₁₀ alkynyl;

X is N;

- 10 X₁ is hydrogen, halogen, C₁₋₁₀ alkyl, NR₄R₅, C(O)NR₄R₅, optionally substituted C₁₋₁₀ alkyl, C₁₋₁₀ alkoxy, halosubstituted C₁₋₁₀ alkoxy, hydroxy, aryl, aryl C₁₋₄ alkyl, aryloxy, aryl C₁₋₄ alkyloxy, heteroaryl, heteroaryl C₁₋₄ alkyl, heterocyclic, heterocyclic C₁₋₄alkyl, or heteroaryl C₁₋₄ alkyloxy;

X₂ is =O, or =S;

- 15 A is CR₁₈;

- R₁ is independently selected from hydrogen, halogen, nitro, cyano, halosubstituted C₁₋₁₀ alkyl, C₁₋₁₀ alkyl, C₂₋₁₀ alkenyl, C₁₋₁₀ alkoxy, halosubstituted C₁₋₁₀ alkoxy, azide, (CR₈R₈)_q S(O)_tR₄, hydroxy, hydroxy C₁₋₁₀alkyl, aryl, aryl C₁₋₄ alkyl, aryloxy, aryl C₁₋₄ alkyloxy, heteroaryl, heteroaryl C₁₋₄ alkyl, heterocyclic, heterocyclic C₁₋₄alkyl, heteroaryl C₁₋₄ alkyloxy, aryl C₂₋₁₀ alkenyl, heteroaryl C₂₋₁₀ alkenyl, heterocyclic C₂₋₁₀ alkenyl, (CR₈R₈)_qNR₄R₅, C₂₋₁₀ alkenyl C(O)NR₄R₅, (CR₈R₈)_q C(O)NR₄R₅, (CR₈R₈)_q C(O)NR₄R₁₀, S(O)₃R₈, (CR₈R₈)_q C(O)R₁₁, C₂₋₁₀ alkenyl C(O)R₁₁, C₂₋₁₀ alkenyl C(O)OR₁₁, C(O)R₁₁, (CR₈R₈)_q C(O)OR₁₂, (CR₈R₈)_q OC(O)R₁₁, (CR₈R₈)_q NR₄C(O)R₁₁, (CR₈R₈)_qC(NR₄)NR₄R₅, (CR₈R₈)_q NR₄C(NR₅)R₁₁, (CR₈R₈)_q NHS(O)₂R₁₇, or (CR₈R₈)_q S(O)₂NR₄R₅, or two R₁ moieties together may form O-(CH₂)₅-O or a 5 to 6 membered saturated or unsaturated ring; and wherein the aryl, heteroaryl and heterocyclic containing rings may all be optionally substituted

- 30 m is an integer having a value of 1 to 3;

n is an integer having a value of 1 to 3;

p is an integer having a value of 1 to 3;

q is 0, or an integer having a value of 1 to 10;

s is an integer having a value of 1 to 3;

t is 0, or an integer having a value of 1 or 2;

v is 0, or an integer having a value of 1 to 4;

5 HET is an optionally substituted heteroaryl;

R₄ and R₅ are independently hydrogen, optionally substituted C₁₋₄ alkyl, optionally substituted aryl, optionally substituted aryl C₁₋₄alkyl, optionally substituted heteroaryl, optionally substituted heteroaryl C₁₋₄alkyl, heterocyclic, or heterocyclic C₁₋₄ alkyl, or R₄ and R₅ together with the nitrogen to which they
10 are attached form a 5 to 7 member ring which may optionally comprise an additional heteroatom selected from O/N/S;

Y is independently selected from hydrogen, halogen, nitro, cyano, halosubstituted C₁₋₁₀ alkyl, C₁₋₁₀ alkyl, C₂₋₁₀ alkenyl, C₁₋₁₀ alkoxy, halosubstituted C₁₋₁₀ alkoxy, azide, (CR₈R₈)_q S(O)_tR₄, hydroxy, hydroxyC₁₋₁₀alkyl, aryl, aryl C₁₋₄
15 alkyl, aryloxy, arylC₁₋₄ alkyloxy, heteroaryl, heteroaryl C₁₋₄ alkyl, heteroaryl C₁₋₄ alkyloxy, heterocyclic, heterocyclicC₁₋₄alkyl, aryl C₂₋₁₀ alkenyl, heteroaryl C₂₋₁₀ alkenyl, heterocyclic C₂₋₁₀ alkenyl, (CR₈R₈)_q NR₄R₅, C₂₋₁₀ alkenyl C(O)NR₄R₅, (CR₈R₈)_q C(O)NR₄R₅, (CR₈R₈)_q C(O)NR₄R₁₀, S(O)₃R₈, (CR₈R₈)_q C(O)R₁₁, C₂₋₁₀ alkenyl C(O)R₁₁, C₂₋₁₀ alkenyl
20 C(O)OR₁₁, (CR₈R₈)_q C(O)OR₁₂, (CR₈R₈)_q OC(O)R₁₁, (CR₈R₈)_q NR₄C(O)R₁₁, (CR₈R₈)_q C(NR₄)NR₄R₅, (CR₈R₈)_q NR₄C(NR₅)R₁₁, (CR₈R₈)_q NHS(O)₂R_a, or (CR₈R₈)_q S(O)₂NR₄R₅, or two Y moieties together may form O-(CH₂)_sO or a 5 to 6 membered saturated or unsaturated ring; and
25 wherein the aryl, heteroaryl and heterocyclic containing rings may all be optionally substituted;

R₆ and R₇ are independently hydrogen or a C₁₋₄ alkyl group, or R₆ and R₇ together with the nitrogen to which they are attached form a 5 to 7 member ring which ring may optionally contain an additional heteroatom which heteroatom is selected from oxygen, nitrogen or sulfur;

30 R₈ is independently hydrogen or C₁₋₄ alkyl;

R₁₀ is C₁₋₁₀ alkyl C(O)₂R₈;

R₁₁ is hydrogen, C₁₋₄ alkyl, optionally substituted aryl, optionally substituted aryl C₁₋₄alkyl, optionally substituted heteroaryl, optionally substituted heteroarylC₁₋₄alkyl, optionally substituted heterocyclic, or optionally
35 substituted heterocyclicC₁₋₄alkyl;

R₁₂ is hydrogen, C₁₋₁₀ alkyl, optionally substituted aryl or optionally substituted aryl C₁₋₄ alkyl;

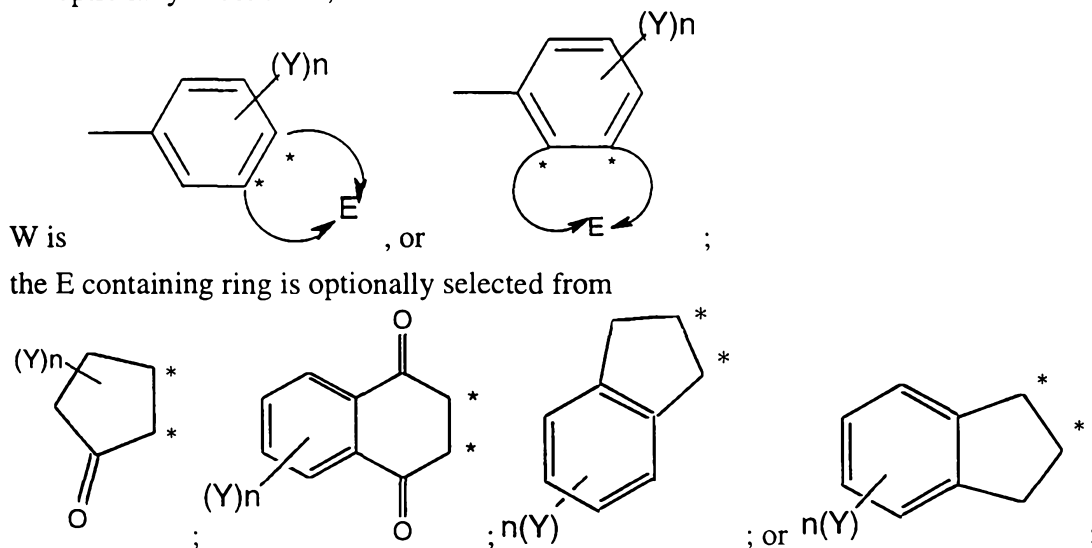
R₁₃ and R₁₄ are independently hydrogen, optionally substituted C₁₋₄ alkyl, or one of R₁₃ and R₁₄ may be an optionally substituted aryl;

R₁₅ and R₁₆ are independently hydrogen, or an optionally substituted C₁₋₄ alkyl;

R₁₇ is C₁₋₄alkyl, aryl, arylalkyl, heteroaryl, heteroarylC₁₋₄alkyl, heterocyclic, or
 5 heterocyclicC₁₋₄alkyl, wherein the aryl, heteroaryl and heterocyclic containing rings may all be optionally substituted;

R₁₈ is hydrogen, C₁₋₄ alkyl, aryl, arylC₁₋₄ alkyl, heteroaryl, heteroarylC₁₋₄ alkyl, heterocyclic, or heterocyclicC₁₋₄ alkyl, all of which may be optionally substituted;

R_a is NR₆R₇, alkyl, arylC₁₋₄ alkyl, arylC₂₋₄ alkenyl, heteroaryl, heteroaryl-
 10 C₁₋₄alkyl, heteroarylC₂₋₄ alkenyl, heterocyclic, or heterocyclicC₁₋₄ alkyl; and wherein the aryl, heteroaryl and heterocyclic containing rings may all be optionally substituted;



the asterix * denoting point of attachment of the ring;
 or a pharmaceutically acceptable salt thereof.

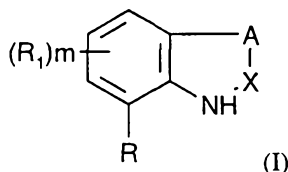
2. The compound according to Claim 1 wherein X₂ is oxygen.

3. The compound according to Claim 1 wherein v is 0.

4. The compound according to Claim 1 wherein R₁ is halogen, cyano, nitro, CF₃, C(O)NR₄R₅, C₂₋₁₀ alkenyl C(O)NR₄R₅, C(O) R₄R₁₀, C₂₋₁₀ alkenyl
 25 C(O)OR₁₂, heteroaryl, heteroaryl C₁₋₄ alkyl, heteroaryl C₂₋₁₀ alkenyl, or S(O)₂NR₄R₅.

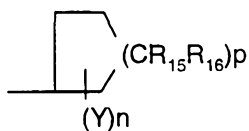
5. The compound according to Claim 1 wherein R₁₈ is hydrogen.

6. The compound according to any of Claims 1 to 5 wherein Z is W.
7. The compound according to Claim 6 wherein Y is halogen, C₁₋₁₀ alkoxy, optionally substituted aryl, optionally substituted aryl C₁₋₄ alkoxy, methylenedioxy, NR₄R₅, thioC₁₋₄alkyl, thioaryl, halosubstituted C₁₋₁₀ alkoxy, C₁₋₁₀alkyl, or hydroxy C₁₋₁₀ alkyl.
8. The compound according to Claim 1 which is N-(2-indazole)-N'-(2-bromophenyl)urea; or a pharmaceutically acceptable salt thereof.
9. A pharmaceutical composition comprising a compound according to any of Claims 1 to 8, and a pharmaceutically acceptable carrier or diluent.
10. A method of treating a chemokine mediated disease, wherein the chemokine binds to an IL-8 α or β receptor in a mammal, which method comprises administering to said mammal an effective amount of a compound according to Claim 1.
11. The method according to Claim 10 wherein the chemokine mediated disease is selected from psoriasis, atopic dermatitis, asthma, chronic obstructive pulmonary disease, adult respiratory distress syndrome, arthritis, inflammatory bowel disease, Crohn's disease, ulcerative colitis, septic shock, endotoxic shock, gram negative sepsis, toxic shock syndrome, stroke, cardiac and renal reperfusion injury, glomerulonephritis, thrombosis, angiogenesis or undesired hematopoietic stem cells release, rhinovirus infections, bone resorptive indications, Alzheimer's disease, graft vs. host reaction, or allograft rejections.
12. A process for producing a compound of Formula (I),



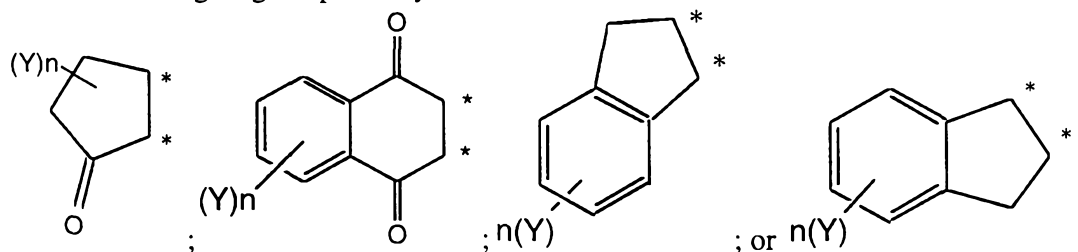
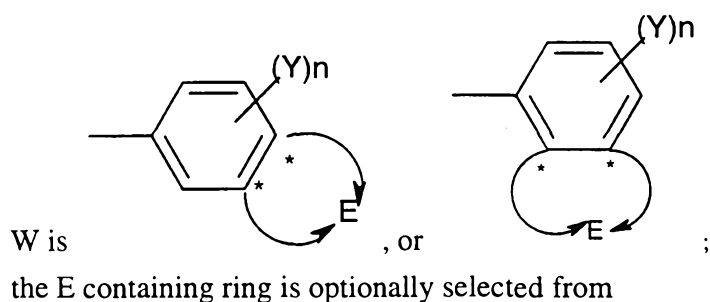
wherein

R is -NH -C(X₂)-NH- (CR₁₃R₁₄)_v - Z;



- Z is W, HET, $(Y)_n$, optionally substituted C₁₋₁₀ alkyl, optionally substituted C₂₋₁₀ alkenyl, or optionally substituted C₂₋₁₀ alkynyl;
 X is S(O)_m;
 X₂ is =O, or =S;
 5 A is CH₂;
 R₁ is independently selected from hydrogen, halogen, nitro, cyano, halosubstituted C₁₋₁₀ alkyl, C₁₋₁₀ alkyl, C₂₋₁₀ alkenyl, C₁₋₁₀ alkoxy, halosubstituted C₁₋₁₀ alkoxy, azide, (CR₈R₈)_q S(O)_tR₄, hydroxy, hydroxy C₁₋₁₀alkyl, aryl, aryl C₁₋₄ alkyl, aryloxy, aryl C₁₋₄ alkyloxy, heteroaryl, heteroaryl C₁₋₄ alkyl,
 10 heterocyclic, heterocyclic C₁₋₄alkyl, heteroaryl C₁₋₄ alkyloxy, aryl C₂₋₁₀ alkenyl, heteroaryl C₂₋₁₀ alkenyl, heterocyclic C₂₋₁₀ alkenyl, (CR₈R₈)_qNR₄R₅, C₂₋₁₀ alkenyl C(O)NR₄R₅, (CR₈R₈)_q C(O)NR₄R₅, (CR₈R₈)_q C(O)NR₄R₁₀, S(O)₃R₈, (CR₈R₈)_q C(O)R₁₁, C₂₋₁₀ alkenyl C(O)R₁₁, C₂₋₁₀ alkenyl C(O)OR₁₁, C(O)R₁₁, (CR₈R₈)_q C(O)OR₁₂, (CR₈R₈)_q OC(O)R₁₁, (CR₈R₈)_q NR₄C(O)R₁₁, (CR₈R₈)_qC(NR₄)NR₄R₅; (CR₈R₈)_q NR₄C(NR₅)R₁₁;
 15 (CR₈R₈)_q NHS(O)₂R₁₇, or (CR₈R₈)_q S(O)₂NR₄R₅, or two R₁ moieties together may form O-(CH₂)_sO- or a 5 to 6 membered saturated or unsaturated ring; and wherein the aryl, heteroaryl and heterocyclic containing rings may all be optionally substituted;
 20 n is an integer having a value of 1 to 3;
 m is an integer having a value of 1 to 3;
 m' is an integer having a value of 2;
 q is 0, or an integer having a value of 1 to 10;
 s is an integer having a value of 1 to 3;
 25 t is 0, or an integer having a value of 1 or 2;
 v is 0, or an integer having a value of 1 to 4;
 p is an integer having a value of 1 to 3;
 HET is an optionally substituted heteroaryl;
 R₄ and R₅ are independently hydrogen, optionally substituted C₁₋₄ alkyl, optionally
 30 substituted aryl, optionally substituted aryl C₁₋₄alkyl, optionally substituted heteroaryl, optionally substituted heteroaryl C₁₋₄alkyl, heterocyclic, or heterocyclic C₁₋₄ alkyl, or R₄ and R₅ together with the nitrogen to which they are attached form a 5 to 7 member ring which may optionally comprise an additional heteroatom selected from O/N/S;

- Y is independently selected from hydrogen, halogen, nitro, cyano, halosubstituted C₁₋₁₀ alkyl, C₁₋₁₀ alkyl, C₂₋₁₀ alkenyl, C₁₋₁₀ alkoxy, halosubstituted C₁₋₁₀ alkoxy, azide, (CR₈R₈)_q S(O)_tR₄, hydroxy, hydroxyC₁₋₁₀alkyl, aryl, aryl C₁₋₄ alkyl, aryloxy, arylC₁₋₄ alkyloxy, heteroaryl, heteroaryl C₁₋₄ alkyl, heteroaryl C₁₋₄ alkyloxy, heterocyclic, heterocyclic C₁₋₄alkyl, aryl C₂₋₁₀ alkenyl, heteroaryl C₂₋₁₀ alkenyl, heterocyclic C₂₋₁₀ alkenyl, (CR₈R₈)_q NR₄R₅, C₂₋₁₀ alkenyl C(O)NR₄R₅, (CR₈R₈)_q C(O)NR₄R₅, (CR₈R₈)_q C(O)NR₄R₁₀, S(O)₃R₈, (CR₈R₈)_q C(O)R₁₁, C₂₋₁₀ alkenyl C(O)R₁₁, C₂₋₁₀ alkenyl C(O)OR₁₁, (CR₈R₈)_q C(O)OR₁₂, (CR₈R₈)_q OC(O)R₁₁, (CR₈R₈)_q NR₄C(O)R₁₁, (CR₈R₈)_qC(NR₄)NR₄R₅, (CR₈R₈)_q NR₄C(NR₅)R₁₁, (CR₈R₈)_q NHS(O)₂R_a, or (CR₈R₈)_q S(O)₂NR₄R₅, or two Y moieties together may form O-(CH₂)_s-O or a 5 to 6 membered saturated or unsaturated ring; and wherein the aryl, heteroaryl and heterocyclic containing rings may all be optionally substituted;
- R₆ and R₇ are independently hydrogen or a C₁₋₄ alkyl group, or R₆ and R₇ together with the nitrogen to which they are attached form a 5 to 7 member ring which ring may optionally contain an additional heteroatom which heteroatom is selected from oxygen, nitrogen or sulfur;
- R₈ is independently hydrogen or C₁₋₄ alkyl;
- R₁₀ is C₁₋₁₀ alkyl C(O)₂R₈;
- R₁₁ is hydrogen, C₁₋₄ alkyl, optionally substituted aryl, optionally substituted aryl C₁₋₄alkyl, optionally substituted heteroaryl, optionally substituted heteroarylC₁₋₄alkyl, optionally substituted heterocyclic, or optionally substituted heterocyclicC₁₋₄alkyl;
- R₁₂ is hydrogen, C₁₋₁₀ alkyl, optionally substituted aryl, or optionally substituted arylalkyl;
- R₁₃ and R₁₄ are independently hydrogen, optionally substituted C₁₋₄ alkyl, or one of R₁₃ and R₁₄ may be an optionally substituted aryl;
- R₁₅ and R₁₆ are independently hydrogen, or an optionally substituted C₁₋₄ alkyl;
- R₁₇ is C₁₋₄alkyl, aryl, arylalkyl, heteroaryl, heteroarylC₁₋₄alkyl, heterocyclic, or heterocyclicC₁₋₄alkyl, and wherein the aryl, heteroaryl and heterocyclic rings may all be optionally substituted;
- R_a is NR₆R₇, alkyl, aryl C₁₋₄ alkyl, arylC₂₋₄ alkenyl, heteroaryl, heteroaryl-C₁₋₄alkyl, heteroarylC₂₋₄ alkenyl, heterocyclic, heterocyclicC₁₋₄ alkyl, and wherein the aryl, heteroaryl and heterocyclic rings may all be optionally substituted;

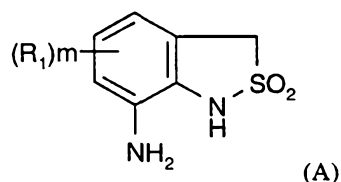


the asterix * denoting point of attachment of the ring;

5 or a pharmaceutically acceptable salt thereof;

which process comprises

a) reacting a compound of the formula



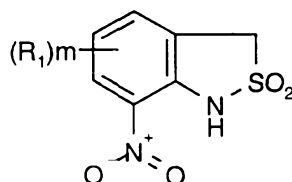
10

with a compound of the formula:

$C(X_2)-N-(CR_{13}R_{14})_v-Z$; wherein R_1 , m , X_2 , R_{13} , R_{14} , v and Z are as defined in Formula (I) to yield a compound of Formula (I).

15 13. The process according to Claim 12 wherein the compound of Formula (A) is produced by

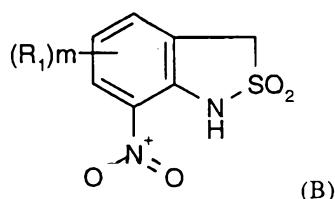
a) reacting a compound of Formula (B):



wherein R_1 , and m are as defined according to Formula (I);

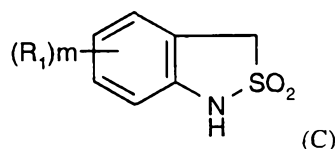
20 under conventional reducing conditions to yield a compound of Formula (A).

14. The process according to Claim 13 for producing a compound of the Formula (B):



wherein R_1 , and m are as defined according to Formula (I);

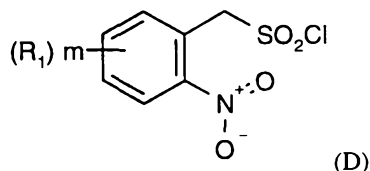
5 which process comprises reacting a compound of formula (C):



wherein R_1 , and m are as defined according to Formula (I);

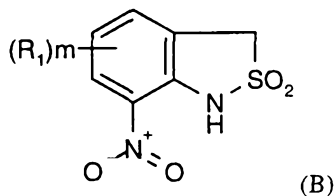
under standard nitrating conditions to yield a compound of Formula (B).

10 15. The process according to Claim 14 wherein the compound of Formula (C), as defined above, is produced, which process comprises reacting a compound of the formula



under reducing conditions to yield the corresponding reduced moiety, and then under
15 cyclization conditions to yield a compound of Formula (C).

16. A compound of the formula

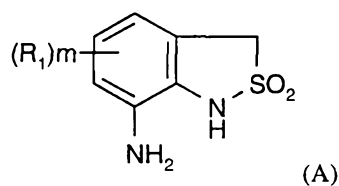


wherein

20 R_1 is independently selected from hydrogen, halogen, nitro, cyano, halosubstituted C_{1-10} alkyl, C_{1-10} alkyl, C_{2-10} alkenyl, C_{1-10} alkoxy, halosubstituted C_{1-10} alkoxy, azide, $(CR_8R_8)_q S(O)_t R_4$, hydroxy, hydroxy C_{1-10} alkyl, aryl, aryl C_{1-4} alkyl, aryloxy, aryl C_{1-4} alkyloxy, heteroaryl, heteroaryl C_{1-4} alkyl, heterocyclic, heterocyclic C_{1-4} alkyl, heteroaryl C_{1-4} alkyloxy, aryl C_{2-10}
25 alkenyl, heteroaryl C_{2-10} alkenyl, heterocyclic C_{2-10} alkenyl, $(CR_8R_8)_q NR_4 R_5$,

- C_{2-10} alkenyl $C(O)NR_4R_5$, $(CR_8R_8)_q C(O)NR_4R_5$, $(CR_8R_8)_q C(O)NR_4R_{10}$,
 $S(O)_3R_8$, $(CR_8R_8)_q C(O)R_{11}$, C_{2-10} alkenyl $C(O)R_{11}$, C_{2-10} alkenyl
 $C(O)OR_{11}$, $C(O)R_{11}$, $(CR_8R_8)_q C(O)OR_{12}$, $(CR_8R_8)_q OC(O)R_{11}$, $(CR_8R_8)_q$
 $NR_4C(O)R_{11}$, $(CR_8R_8)_q C(NR_4)NR_4R_5$; $(CR_8R_8)_q NR_4C(NR_5)R_{11}$;
 5 $(CR_8R_8)_q NHS(O)_2R_{17}$, or $(CR_8R_8)_q S(O)_2NR_4R_5$, or two R_1 moieties
 together may form $O-(CH_2)_5O-$ or a 5 to 6 membered saturated or unsaturated
 ring; and wherein the aryl, heteroaryl and heterocyclic containing rings may all
 be optionally substituted;
 n is an integer having a value of 1 to 3;
 10 m is an integer having a value of 1 to 3;
 q is 0, or an integer having a value of 1 to 10;
 s is an integer having a value of 1 to 3;
 t is 0, or an integer having a value of 1 or 2;
 R_4 and R_5 are independently hydrogen, optionally substituted C_{1-4} alkyl, optionally
 15 substituted aryl, optionally substituted aryl C_{1-4} alkyl, optionally substituted
 heteroaryl, optionally substituted heteroaryl C_{1-4} alkyl, heterocyclic, or
 heterocyclic C_{1-4} alkyl, or R_4 and R_5 together with the nitrogen to which they
 are attached form a 5 to 7 member ring which may optionally comprise an
 additional heteroatom selected from O/N/S;
 20 R_8 is independently hydrogen or C_{1-4} alkyl;
 R_{10} is C_{1-10} alkyl $C(O)_2R_8$;
 R_{11} is hydrogen, C_{1-4} alkyl, optionally substituted aryl, optionally substituted aryl
 C_{1-4} alkyl, optionally substituted heteroaryl, optionally substituted
 heteroaryl C_{1-4} alkyl, optionally substituted heterocyclic, or optionally
 25 substituted heterocyclic C_{1-4} alkyl;
 R_{12} is hydrogen, C_{1-10} alkyl, optionally substituted aryl, or optionally substituted
 arylalkyl;
 R_{17} is C_{1-4} alkyl, aryl, arylalkyl, heteroaryl, heteroaryl C_{1-4} alkyl, heterocyclic, or
 heterocyclic C_{1-4} alkyl, and wherein the aryl, heteroaryl and heterocyclic rings
 30 may all be optionally substituted.

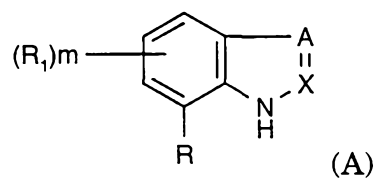
17. A compound of the formula



wherein

- R₁ is independently selected from hydrogen, halogen, nitro, cyano, halosubstituted C₁₋₁₀ alkyl, C₁₋₁₀ alkyl, C₂₋₁₀ alkenyl, C₁₋₁₀ alkoxy, halosubstituted C₁₋₁₀ alkoxy, azide, (CR₈R₈)_q S(O)_tR₄, hydroxy, hydroxy C₁₋₁₀alkyl, aryl, aryl C₁₋₄ alkyl, aryloxy, aryl C₁₋₄ alkyloxy, heteroaryl, heteroaryl C₁₋₄ alkyl, heterocyclic, heterocyclic C₁₋₄alkyl, heteroaryl C₁₋₄ alkyloxy, aryl C₂₋₁₀ alkenyl, heteroaryl C₂₋₁₀ alkenyl, heterocyclic C₂₋₁₀ alkenyl, (CR₈R₈)_qNR₄R₅, C₂₋₁₀ alkenyl C(O)NR₄R₅, (CR₈R₈)_q C(O)NR₄R₅, (CR₈R₈)_q C(O)NR₄R₁₀, S(O)₃R₈, (CR₈R₈)_q C(O)R₁₁, C₂₋₁₀ alkenyl C(O)R₁₁, C₂₋₁₀ alkenyl C(O)OR₁₁, C(O)R₁₁, (CR₈R₈)_q C(O)OR₁₂, (CR₈R₈)_q OC(O)R₁₁, (CR₈R₈)_q NR₄C(O)R₁₁, (CR₈R₈)_qC(NR₄)NR₄R₅; (CR₈R₈)_q NR₄C(NR₅)R₁₁; (CR₈R₈)_q NHS(O)₂R₁₇, or (CR₈R₈)_q S(O)₂NR₄R₅, or two R₁ moieties together may form O-(CH₂)₅O- or a 5 to 6 membered saturated or unsaturated ring; and wherein the aryl, heteroaryl and heterocyclic containing rings may all be optionally substituted;
- n is an integer having a value of 1 to 3;
 m is an integer having a value of 1 to 3;
 q is 0, or an integer having a value of 1 to 10;
 s is an integer having a value of 1 to 3;
 t is 0, or an integer having a value of 1 or 2;
- R₄ and R₅ are independently hydrogen, optionally substituted C₁₋₄ alkyl, optionally substituted aryl, optionally substituted aryl C₁₋₄alkyl, optionally substituted heteroaryl, optionally substituted heteroaryl C₁₋₄alkyl, heterocyclic, or heterocyclic C₁₋₄ alkyl, or R₄ and R₅ together with the nitrogen to which they are attached form a 5 to 7 member ring which may optionally comprise an additional heteroatom selected from O/N/S;
- R₈ is independently hydrogen or C₁₋₄ alkyl;
 R₁₀ is C₁₋₁₀ alkyl C(O)₂R₈;
 R₁₁ is hydrogen, C₁₋₄ alkyl, optionally substituted aryl, optionally substituted aryl C₁₋₄alkyl, optionally substituted heteroaryl, optionally substituted heteroarylC₁₋₄alkyl, optionally substituted heterocyclic, or optionally substituted heterocyclicC₁₋₄alkyl;
- R₁₂ is hydrogen, C₁₋₁₀ alkyl, optionally substituted aryl, or optionally substituted arylalkyl;
 R₁₇ is C₁₋₄alkyl, aryl, arylalkyl, heteroaryl, heteroarylC₁₋₄alkyl, heterocyclic, or heterocyclicC₁₋₄alkyl, and wherein the aryl, heteroaryl and heterocyclic rings may all be optionally substituted.

18. A process for making a compound according to Claim 1, which process comprises reacting a compound of the formula:



wherein A, X, R₁, and m are as defined in formula (I), and R is NH₂,

5 with a compound of the formula:



wherein X₂, R₁₃, R₁₄, v and Z are as defined in Formula (I), to yield a compound of Formula (I).