US00D340707S

United States Patent [19]

Swartz

[11] Patent Number: Des. 340,707

[45] Date of Patent: ** Oct. 26, 1993

[54] OPTICAL SCANNER

[75] Inventor: **Jerome Swartz**, Old Field, N.Y.

[73] Assignee: **Symbol Technologies, Inc.**, Bohemia, N.Y.

[**] Term: **14 Years**

[21] Appl. No.: **862,232**

[22] Filed: **Mar. 30, 1992**

[52] **U.S. Cl.** **D14/116**

[58] **Field of Search** D14/114, 116-117; 235/375, 378, 385, 454, 462, 472, 486; 354/80-82; 382/58-69; 250/203.1, 216, 566, 568; D26/37, 45, 50

[56] **References Cited**

U.S. PATENT DOCUMENTS

D. 248,946	8/1978	Koenig	D14/116
D. 305,884	2/1990	Krichever et al.	D14/116
D. 308,201	5/1990	Doyle et al.	D14/116
D. 319,226	8/1991	Yokoi et al.	D14/116
D. 320,013	9/1991	Siemiatkowski et al.	D14/116
5,047,615	9/1991	Fukumoto et al.	235/472 X

OTHER PUBLICATIONS

Crutchfield catalog item logitech scanner, p. 36, 1992.

Primary Examiner—Wallace R. Burke
Assistant Examiner—M. H. Tung

[57] **CLAIM**

The ornamental design for a optical scanner, as shown and described.

DESCRIPTION

FIG. **1** is a front elevational view of an optical scanner showing my new design;
FIG. **2** is a top plan view thereof;
FIG. **3** is a right side elevational view thereof;
FIG. **4** is a left side elevational view thereof;
FIG. **5** is a rear elevational view thereof; and,
FIG. **6** is a bottom plan view thereof.

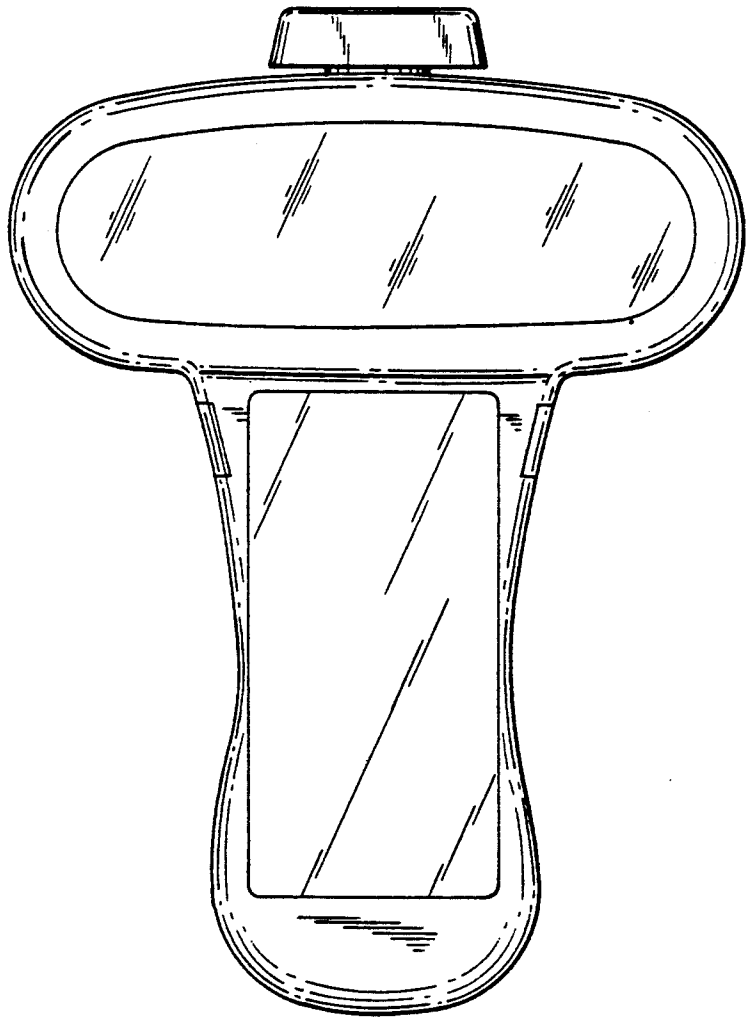

FIG. 1

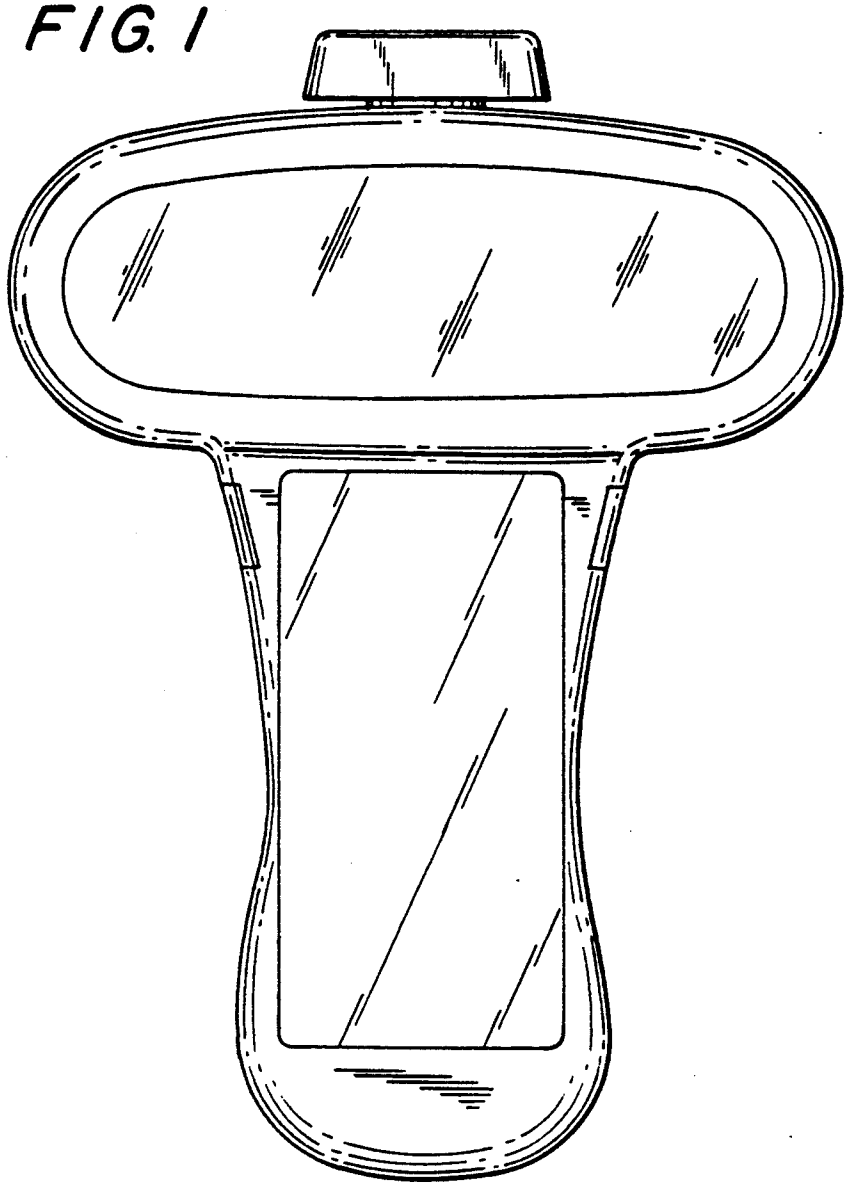

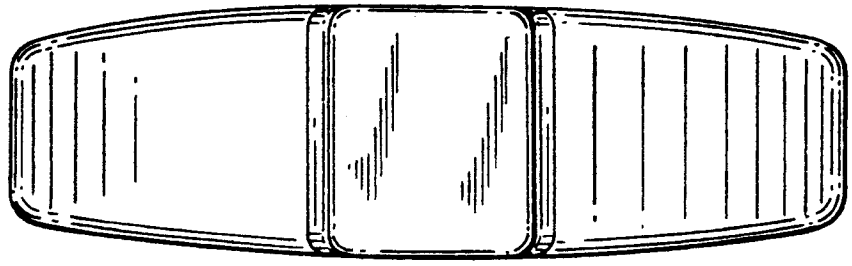

FIG. 2

FIG. 3

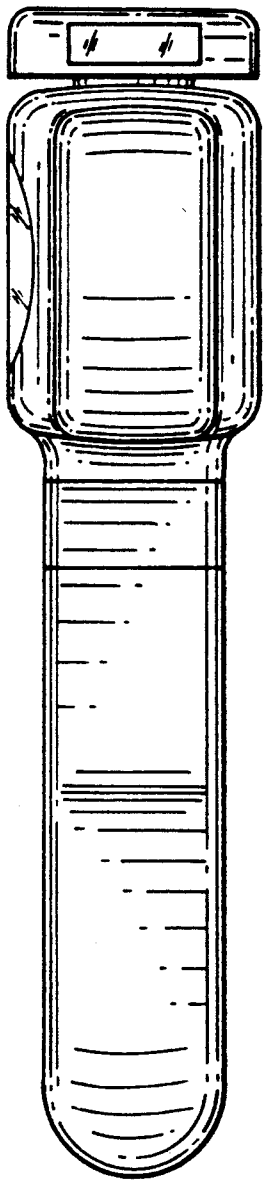

FIG. 4

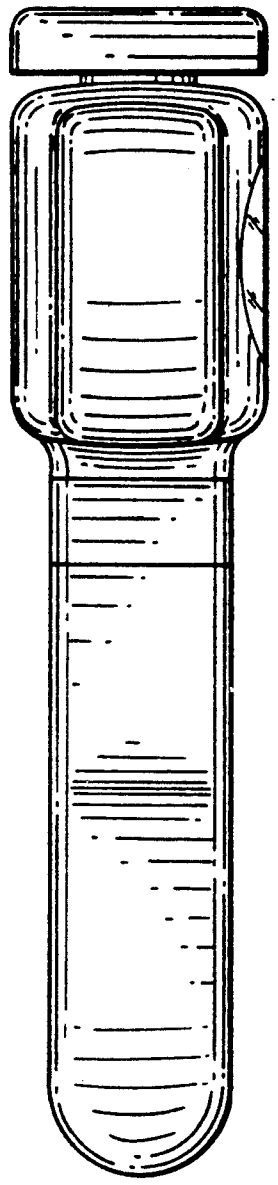

FIG. 5

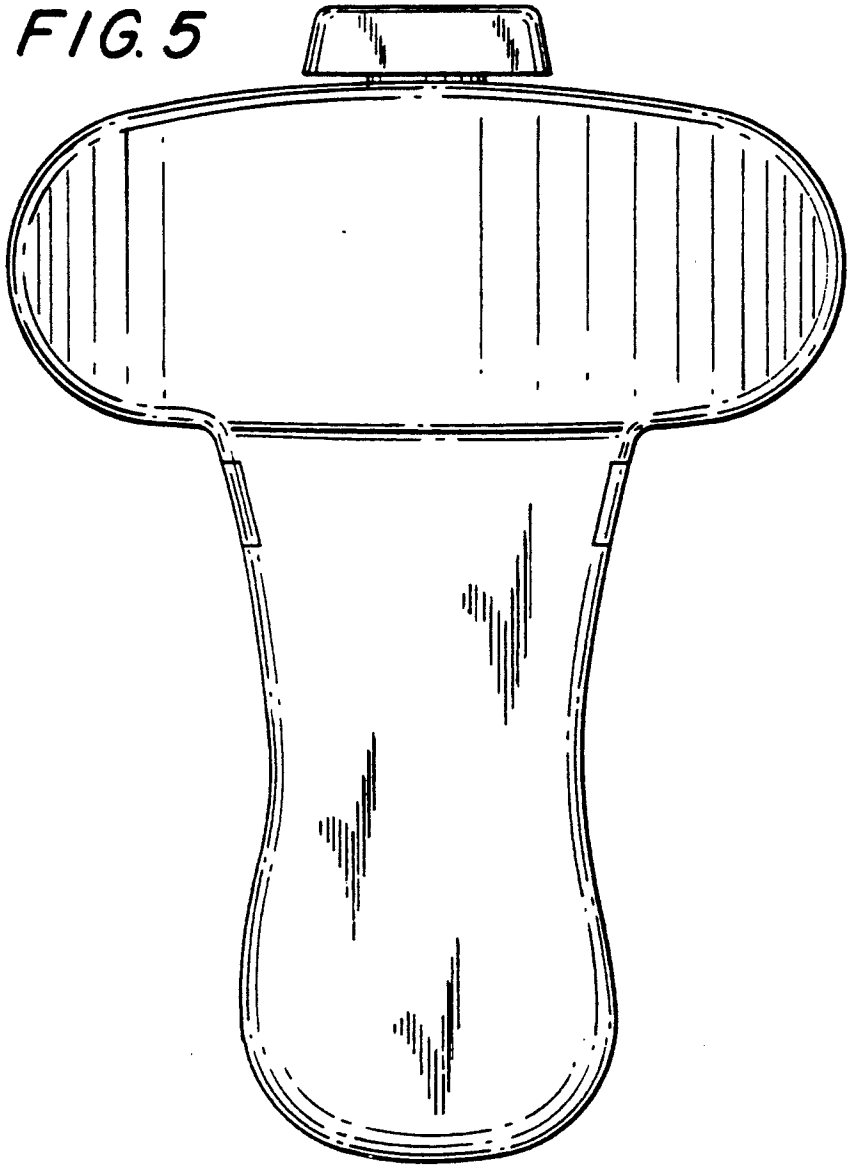

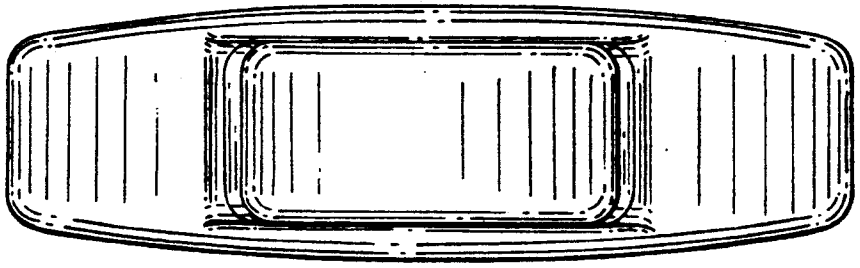

FIG. 6