



- (72) WU, CHENGDE, US
(72) BLOK, NATALIE, US
(72) KOGAN, TIMOTHY P. (Deceased), US
(72) KELLER, KARIN, US
(72) WOODARD, PATRICIA, US
(71) TEXAS BIOTECHNOLOGY CORPORATION, US
(51) Int.Cl.⁶ C07D 413/12, A61K 31/42, A61K 9/19, C07D 261/16,
C07D 413/14
(30) 1997/04/28 (08/847,797) US
(30) 1997/09/26 (08/938,444) US
(54) **SULFAMIDES POUR LE TRAITEMENT DES TROUBLES
INDUITS PAR L'ENDOTHELIN**
(54) **SULFONAMIDES FOR TREATMENT OF
ENDOTHELIN-MEDIATED DISORDERS**

(57) L'invention concerne des thiényl-, furyl- et pyrrolylsulfamides, des sels pharmaceutiquement acceptables de sulfamides, des formulations de sels et des sulfamides, ainsi que des procédés visant à moduler ou altérer l'activité des peptides appartenant à la famille de l'endothéline au moyen des formulations et des sulfamides en question. En particulier, l'invention concerne des formulations de sels de sodium de N-(isoxazoly)thiénylsulfamides, N-(isoxazoly)furylsulfamides, et N-(isoxazoly)pyrrolylsulfamides. L'invention concerne aussi un procédé d'élaboration de sel de métal alcalin à partir d'un sulfamide hydrophobe. Ce procédé consiste à dissoudre un sulfamide libre dans un solvant organique, en présence d'un soluté salin de métal alcalin saturé, et à extraire de la phase organique le sel de sulfamide ainsi formé.

(57) Thienyl-, furyl- and pyrrolyl-sulfonamides, pharmaceutically-acceptable salts of sulfonamides, formulations of salts and the sulfonamides, and methods for modulating or altering the activity of the endothelin family of peptides using the formulations and sulfonamides are provided. In particular, formulations of sodium salts of N-(isoxazoly)thienylsulfonamides, N-(isoxazoly)furylsulfonamides and N-(isoxazoly)pyrrolylsulfonamides are provided. A process of preparing an alkali metal salt of a hydrophobic sulfonamide is provided. The process includes the step of dissolving a free sulfonamide in an organic solvent in the presence of a saturated alkali metal salt solution and recovering the formed sulfonamide salt from the organic phase.



PCTWORLD INTELLECTUAL PROPERTY ORGANIZATION
International Bureau

INTERNATIONAL APPLICATION PUBLISHED UNDER THE PATENT COOPERATION TREATY (PCT)

(51) International Patent Classification ⁶ : C07D 413/12, A61K 31/42, C07D 413/14, A61K 9/19, C07D 261/16	A1	(11) International Publication Number: WO 98/49162 (43) International Publication Date: 5 November 1998 (05.11.98)
(21) International Application Number: PCT/US98/06680 (22) International Filing Date: 2 April 1998 (02.04.98) (30) Priority Data: 08/847,797 28 April 1997 (28.04.97) US 08/938,444 26 September 1997 (26.09.97) US (71) Applicant (for all designated States except US): TEXAS BIOTECHNOLOGY CORPORATION [US/US]; Suite 1920, 7000 Fannin, Houston, TX 77030 (US). (72) Inventors; and (75) Inventors/Applicants (for US only): WU, Chengde [CN/US]; 7530 Brompton Road #824, Houston, TX 77025 (US). BLOK, Natalie [US/US]; 3610 Lake Street, Houston, TX 77098 (US). KOGAN, Timothy [US/US]; 3422 Creekstone Drive, Sugarland, TX 77479 (US). KELLER, Karin [US/US]; 8330 El Mundo #808, Houston, TX 77054 (US). WOODARD, Patricia [US/US]; 3422 Creekstone Drive, Sugarland, TX 77479 (US). (74) Agent: SEIDMAN, Stephanie, L.; Heller Ehrman White & McAuliffe, Suite 700, 4250 Executive Square, La Jolla, CA 92037 (US).	(81) Designated States: AL, AM, AT, AU, AZ, BA, BB, BG, BR, BY, CA, CH, CN, CU, CZ, DE, DK, EE, ES, FI, GB, GE, GH, GM, GW, HU, ID, IL, IS, JP, KE, KG, KP, KR, KZ, LC, LK, LR, LS, LT, LU, LV, MD, MG, MK, MN, MW, MX, NO, NZ, PL, PT, RO, RU, SD, SE, SG, SI, SK, SL, TJ, TM, TR, TT, UA, UG, US, UZ, VN, YU, ZW, ARIPO patent (GH, GM, KE, LS, MW, SD, SZ, UG, ZW), Eurasian patent (AM, AZ, BY, KG, KZ, MD, RU, TJ, TM), European patent (AT, BE, CH, CY, DE, DK, ES, FI, FR, GB, GR, IE, IT, LU, MC, NL, PT, SE), OAPI patent (BF, BJ, CF, CG, CI, CM, GA, GN, ML, MR, NE, SN, TD, TG). Published <i>With international search report.</i>	
(54) Title: SULFONAMIDES FOR TREATMENT OF ENDOTHELIN-MEDIATED DISORDERS		
(57) Abstract <p>Thienyl-, furyl- and pyrrolyl-sulfonamides, pharmaceutically-acceptable salts of sulfonamides, formulations of salts and the sulfonamides, and methods for modulating or altering the activity of the endothelin family of peptides using the formulations and sulfonamides are provided. In particular, formulations of sodium salts of N-(isoxazolyl)thienylsulfonamides, N-(isoxazolyl)furylsulfonamides and N-(isoxazolyl)pyrrolylsulfonamides are provided. A process of preparing an alkali metal salt of a hydrophobic sulfonamide is provided. The process includes the step of dissolving a free sulfonamide in an organic solvent in the presence of a saturated alkali metal salt solution and recovering the formed sulfonamide salt from the organic phase.</p>		

SULFONAMIDES FOR TREATMENT OF ENDOTHELIN-MEDIATED DISORDERS

RELATED APPLICATIONS

For U.S. national stage purposes, this application is a continuation-in-part
5 of U.S. application Serial No. 08/938,444 to Blok et al., filed September 27,
1997, entitled "FORMULATION OF SULFONAMIDES FOR TREATMENT OF
ENDOTHELIN-MEDIATED DISORDERS". This application is also a continuation-
in-part of U.S. application Serial No. 08/847,797 to Blok et al., filed April 28,
1997, entitled "PROCESS OF PREPARING ALKALI METAL SALTS OF
10 HYDROPHOBIC SULFONAMIDES". For international purposes, the benefit of
priority is hereby claimed to the above-referenced applications.

This application is related to U.S. application Serial No. 08/938,325 to
Wu et al., filed September 27, 1997, entitled "SULFONAMIDES AND
DERIVATIVES THEREOF THAT MODULATE THE ACTIVITY OF ENDOTHELIN,"
15 and is also related to International application No. PCT/US97/17402 to Wu et
al., filed September 27, 1997, entitled "SULFONAMIDES AND DERIVATIVES
THEREOF THAT MODULATE THE ACTIVITY OF ENDOTHELIN". This
application is related to U.S. application Serial No. 08/721,183 to Chan et al.,
filed September 27, 1996, entitled "SULFONAMIDES AND DERIVATIVES
20 THEREOF THAT MODULATE THE ACTIVITY OF ENDOTHELIN"; is also a related
to International PCT application No. PCT/US96/04759 to Chan et al., filed April
4, 1996, entitled "THIENYL-, FURYL-, PYRROLYL- AND BIPHENYLSULFONA-
MIDES AND DERIVATIVES THEREOF THAT MODULATE THE ACTIVITY OF
ENDOTHELIN"; is also related to U.S. application Serial No. 08/477,223, now
25 U.S. patent No. 5,594,021, to Chan et al., filed June 6, 1995, entitled
"THIENYL-, FURYL- AND PYRROLYL SULFONAMIDES AND DERIVATIVES
THEREOF THAT MODULATE THE ACTIVITY OF ENDOTHELIN"; is also related -
to U.S. application Serial No. 08/417,075 to Chan et al., filed April 4, 1995,
entitled "THIENYL-, FURYL- AND PYRROLYL SULFONAMIDES AND
30 DERIVATIVES THEREOF THAT MODULATE THE ACTIVITY OF ENDOTHELIN",
now abandoned; is also related to U.S. Application Serial No. 08/247,072, now
U.S. Patent No. 5,571,821, to Chan et al., filed May 20, 1994, entitled "SUL-

-2-

FONAMIDES AND DERIVATIVES THEREOF THAT MODULATE THE ACTIVITY OF ENDOTHELIN"; is also related to U.S. Application Serial No. 08/222,287, now U.S. Patent No. 5,591,761, to Chan *et al.*, filed April 5, 1994, entitled "THIOPHENYL-, FURYL- AND PYRROLYL-SULFONAMIDES AND DERIVATIVES

5 THEREOF THAT MODULATE THE ACTIVITY OF ENDOTHELIN"; each of these applications is related to U.S. Application Serial No. 08/142,552, now U.S. Patent No. 5,514,691, to Chan *et al.*, filed October 21, 1993, entitled "N-(4-HALO-ISOXAZOLYL)-SULFONAMIDES AND DERIVATIVES THEREOF THAT MODULATE THE ACTIVITY OF ENDOTHELIN"; U.S. Application Serial No.

10 08/142,159, now U.S. Patent No. 5,464,853, to Chan *et al.*, filed October 21, 1993, entitled "N-(5-ISOXAZOLYL)BIPHENYLSULFONAMIDES, N-(3-ISOXAZOLYL)BIPHENYLSULFONAMIDES AND DERIVATIVES THEREOF THAT MODULATE THE ACTIVITY OF ENDOTHELIN"; and U.S. Application Serial No. 08/142,631 to Chan *et al.*, filed October 21, 1993, entitled "N-(5-

15 ISOXAZOLYL)-BENZENESULFONAMIDES, N-(3-ISOXAZOLYL)-BENZENESULFONAMIDES AND DERIVATIVES THEREOF THAT MODULATE THE ACTIVITY OF ENDOTHELIN", now abandoned.

Where permitted, the subject matter of each of the above-noted applications is herein incorporated in its entirety by reference thereto.

20 FIELD OF THE INVENTION

The present invention relates to compounds and formulations thereof for administration to mammals that modulate the activity of the endothelin family of peptides. In particular, sulfonamides and formulations of sulfonamide compounds, especially sodium salts of sulfonamide compounds, for

25 administration for treatment of endothelin-mediated disorders are provided. Also provided is a process for preparing alkali metal salts of hydrophobic sulfonamides.

BACKGROUND OF THE INVENTION

The vascular endothelium releases a variety of vasoactive substances, including the endothelium-derived vasoconstrictor peptide, endothelin (ET) (see, *e.g.*, Vanhoutte *et al.* (1986) *Annual Rev. Physiol.* 48: 307-320; Furchgott and Zawadski (1980) *Nature* 288: 373-376). Endothelin, which was originally

30

-3-

identified in the culture supernatant of porcine aortic endothelial cells (see, Yanagisawa *et al.* (1988) Nature 332: 411-415), is a potent twenty-one amino acid peptide vasoconstrictor. It is the most potent vasopressor known and is produced by numerous cell types, including the cells of the endothelium,

5 trachea, kidney and brain. Endothelin is synthesized as a two hundred and three amino acid precursor preproendothelin that contains a signal sequence which is cleaved by an endogenous protease to produce a thirty-eight (human) or thirty-nine (porcine) amino acid peptide. This intermediate, referred to as big endothelin, is processed *in vivo* to the mature biologically active form by a

10 putative endothelin-converting enzyme (ECE) that appears to be a metal-dependent neutral protease (see, *e.g.*, Kashiwabara *et al.* (1989) FEBS Ltrs. 247: 337-340). Cleavage is required for induction of physiological responses (see, *e.g.*, von Geldern *et al.* (1991) Peptide Res. 4: 32-35). In porcine aortic endothelial cells, the thirty-nine amino acid intermediate, big endothelin, is

15 hydrolyzed at the Trp²¹-Val²² bond to generate endothelin-1 and a C-terminal fragment. A similar cleavage occurs in human cells from a thirty-eight amino acid intermediate. Three distinct endothelin isopeptides, endothelin-1, endothelin-2 and endothelin-3, that exhibit potent vasoconstrictor activity have been identified.

20 The family of three isopeptides endothelin-1, endothelin-2 and endothelin-3 are encoded by a family of three genes (see, Inoue *et al.* (1989) Proc. Natl. Acad. Sci. USA 86: 2863-2867; see, also Saida *et al.* (1989) J. Biol. Chem. 264: 14613-14616). The nucleotide sequences of the three human genes are highly conserved within the region encoding the mature 21 amino

25 acid peptides and the C-terminal portions of the peptides are identical. Endothelin-2 is (Trp⁶,Leu⁷) endothelin-1 and endothelin-3 is (Thr²,Phe⁴,Thr⁵,Tyr⁶,Lys⁷,Tyr¹⁴) endothelin-1. These peptides are, thus, highly conserved at the C-terminal ends. Release of endothelins from cultured endothelial cells is modulated by a variety of chemical and physical stimuli and

30 appears to be regulated at the level of transcription and/or translation. Expression of the gene encoding endothelin-1 is increased by chemical stimuli, including adrenaline, thrombin and Ca²⁺ ionophore. The production and release

-4-

of endothelin from the endothelium is stimulated by angiotensin II, vasopressin, endotoxin, cyclosporine and other factors (see, Brooks *et al.* (1991) Eur. J. Pharm. 194:115-117), and is inhibited by nitric oxide. Endothelial cells appear to secrete short-lived endothelium-derived relaxing factors (EDRF), including
5 nitric oxide or a related substance (Palmer *et al.* (1987) Nature 327: 524-526), when stimulated by vasoactive agents, such as acetylcholine and bradykinin. Endothelin-induced vasoconstriction is also attenuated by atrial natriuretic peptide (ANP).

The endothelin peptides exhibit numerous biological activities *in vitro* and
10 *in vivo*. Endothelin provokes a strong and sustained vasoconstriction *in vivo* in rats and in isolated vascular smooth muscle preparations; it also provokes the release of eicosanoids and endothelium-derived relaxing factor (EDRF) from perfused vascular beds. Intravenous administration of endothelin-1 and *in vitro*
15 addition to vascular and other smooth muscle tissues produce long-lasting pressor effects and contraction, respectively (see, *e.g.*, Bolger *et al.* (1991) Can. J. Physiol. Pharmacol. 69: 406-413). In isolated vascular strips, for example, endothelin-1 is a potent ($EC_{50} = 4 \times 10^{-10}$ M), slow acting, but persistent, contractile agent. *In vivo*, a single dose elevates blood pressure in
20 about twenty to thirty minutes. Endothelin-induced vasoconstriction is not affected by antagonists to known neurotransmitters or hormonal factors, but is abolished by calcium channel antagonists. The effect of calcium channel antagonists, however, is most likely the result of inhibition of calcium influx, since calcium influx appears to be required for the long-lasting contractile
25 response to endothelin.

Endothelin also mediates renin release, stimulates ANP release and induces a positive inotropic action in guinea pig atria. In the lung, endothelin-1 acts as a potent bronchoconstrictor (Maggi *et al.* (1989) Eur. J. Pharmacol. 160: 179-182). Endothelin increases renal vascular resistance, decreases renal blood flow, and decreases glomerular filtrate rate. It is a potent mitogen for
30 glomerular mesangial cells and invokes the phosphoinoside cascade in such cells (Simonson *et al.* (1990) J. Clin. Invest. 85: 790-797).

-5-

There are specific high affinity binding sites (dissociation constants in the range of $2-6 \times 10^{-10}$ M) for the endothelins in the vascular system and in other tissues, including the intestine, heart, lungs, kidneys, spleen, adrenal glands and brain. Binding is not inhibited by catecholamines, vasoactive peptides, neurotoxins or calcium channel antagonists. Endothelin binds and interacts with receptor sites that are distinct from other autonomic receptors and voltage dependent calcium channels. Competitive binding studies indicate that there are multiple classes of receptors with different affinities for the endothelin isopeptides. The sarafotoxins, a group of peptide toxins from the venom of the snake Atractaspis eingadensis that cause severe coronary vasospasm in snake bite victims, have structural and functional homology to endothelin-1 and bind competitively to the same cardiac membrane receptors (Kloog et al. (1989) Trends Pharmacol. Sci. 10: 212-214).

Two distinct endothelin receptors, designated ET_A and ET_B , have been identified and DNA clones encoding each receptor have been isolated (Arai et al. (1990) Nature 348: 730-732; Sakurai et al. (1990) Nature 348: 732-735). Based on the amino acid sequences of the proteins encoded by the cloned DNA, it appears that each receptor contains seven membrane spanning domains and exhibits structural similarity to G-protein-coupled membrane proteins. Messenger RNA encoding both receptors has been detected in a variety of tissues, including heart, lung, kidney and brain. The distribution of receptor subtypes is tissue specific (Martin et al. (1989) Biochem. Biophys. Res. Commun. 162: 130-137). ET_A receptors appear to be selective for endothelin-1 and are predominant in cardiovascular tissues. ET_B receptors are predominant in noncardiovascular tissues, including the central nervous system and kidney, and interact with the three endothelin isopeptides (Sakurai et al. (1990) Nature 348: 732-734). In addition, ET_A receptors occur on vascular smooth muscle, are linked to vasoconstriction and have been associated with cardiovascular, renal and central nervous system diseases; whereas ET_B receptors are located on the vascular endothelium, linked to vasodilation (Takayanagi et al. (1991) FEBS Ltrrs. 282: 103-106) and have been associated with bronchoconstrictive disorders.

-6-

By virtue of the distribution of receptor types and the differential affinity of each isopeptide for each receptor type, the activity of the endothelin isopeptides varies in different tissues. For example, endothelin-1 inhibits ¹²⁵I-labelled endothelin-1 binding in cardiovascular tissues forty to seven hundred
5 times more potently than endothelin-3. ¹²⁵I-labelled endothelin-1 binding in non-cardiovascular tissues, such as kidney, adrenal gland, and cerebellum, is inhibited to the same extent by endothelin-1 and endothelin-3, which indicates that ET_A receptors predominate in cardiovascular tissues and ET_B receptors predominate in non-cardiovascular tissues.

10 Endothelin plasma levels are elevated in certain disease states (see, e.g., International PCT Application WO 94/27979, and U.S. Patent No. 5,382,569, which disclosures are herein incorporated in their entirety by reference). Endothelin-1 plasma levels in healthy individuals, as measured by radioimmunoassay (RIA), are about 0.26-5 pg/ml. Blood levels of endothelin-1 and its precursor,
15 big endothelin, are elevated in shock, myocardial infarction, vasospastic angina, kidney failure and a variety of connective tissue disorders. In patients undergoing hemodialysis or kidney transplantation or suffering from cardiogenic shock, myocardial infarction or pulmonary hypertension levels as high as 35 pg/ml have been observed (see, Stewart et al. (1991) Annals Internal Med. 114:
20 464-469). Because endothelin is likely to be a local, rather than a systemic, regulating factor, it is probable that the levels of endothelin at the endothelium/smooth muscle interface are much higher than circulating levels.

Elevated levels of endothelin have also been measured in patients suffering from ischemic heart disease (Yasuda et al. (1990) Amer. Heart J. 119:801-806, Ray et al. (1992) Br. Heart J. 67:383-386). Circulating and
25 tissue endothelin immunoreactivity is increased more than twofold in patients with advanced atherosclerosis (Lerman et al. (1991) New Engl. J. Med. 325:997-1001). Increased endothelin immunoreactivity has also been associated with Buerger's disease (Kanno et al. (1990) J. Amer. Med. Assoc. 264:2868) and Raynaud's phenomenon (Zamora et al. (1990) Lancet 336
30 1144-1147). Increased circulating endothelin levels were observed in patients who underwent percutaneous transluminal coronary angioplasty (PTCA) (Tahara

-7-

et al. (1991) Metab. Clin. Exp. 40:1235-1237; Sanjay et al. (1991) Circulation 84(Suppl. 4):726), and in individuals (Miyachi et al. (1992) Jpn. J. Pharmacol.58:279P; Stewart et al. (1991) Ann.Internal Medicine 114:464-469) with pulmonary hypertension. Thus, there is clinical human data supporting
5 the correlation between increased endothelin levels and numerous disease states.

Endothelin agonists and antagonists

Because endothelin is associated with certain disease states and is implicated in numerous physiological effects, compounds that can interfere with
10 or potentiate endothelin-associated activities, such as endothelin-receptor interaction and vasoconstrictor activity, are of interest. Compounds that exhibit endothelin antagonistic activity have been identified. For example, a fermentation product of Streptomyces misakiensis, designated BE-18257B, has been identified as an ET_A receptor antagonist. BE-18257B is a cyclic
15 pentapeptide, cyclo(D-Glu-L-Ala-allo-D-Ile-L-Leu-D-Trp), which inhibits ¹²⁵I-labelled endothelin-1 binding in cardiovascular tissues in a concentration-dependent manner (IC₅₀ 1.4 μM in aortic smooth muscle, 0.8 μM in ventricle membranes and 0.5 μM in cultured aortic smooth muscle cells), but fails to inhibit binding to receptors in tissues in which ET_B receptors predominate at
20 concentrations up to 100 μM. Cyclic pentapeptides related to BE-18257B, such as cyclo(D-Asp-Pro-D-Val-Leu-D-Trp) (BQ-123), have been synthesized and shown to exhibit activity as ET_A receptor antagonists (see, U.S. Patent No. 5,114,918 to Ishikawa et al.; see, also, EP A1 0 436 189 to BANYU PHARMACEUTICAL CO., LTD (October 7, 1991)). Studies that measure the
25 inhibition by these cyclic peptides of endothelin-1 binding to endothelin-specific receptors indicate that these cyclic peptides bind preferentially to ET_A receptors. Other peptide and non-peptidic ET_A antagonists have been identified (see, e.g., 5,352,800, 5,334,598, 5,352,659, 5,248,807, 5,240,910, 5,198,548, 5,187,195, 5,082,838). These include other cyclic pentapeptides,
30 acyltripeptides, hexapeptide analogs, certain anthraquinone derivatives, indanecarboxylic acids, certain N-pyriminylbenzenesulfonamides, certain benzenesulfonamides, and certain naphthalenesulfonamides (Nakajima et al.

-8-

(1991) J. Antibiot. 44:1348-1356; Miyata et al. (1992) J. Antibiot. 45:74-8; Ishikawa et al. (1992) J. Med. Chem. 35:2139-2142; U.S. Patent No. 5,114,918 to Ishikawa et al.; EP A1 0 569 193; EP A1 0 558 258; EP A1 0 436 189 to BANYU PHARMACEUTICAL CO., LTD (October 7, 1991); Canadian
5 Patent Application 2,067,288; Canadian Patent Application 2,071,193; U.S. Patent No. 5,208,243; U.S. Patent No. 5,270,313; U.S. Patent No. 5,612,359, U.S. Patent No. 5,514,696, U.S. Patent No. 5,378,715
 Cody et al. (1993) Med. Chem. Res. 3:154-162; Miyata et al. (1992) J. Antibiot 45:1041-1046; Miyata et al. (1992) J. Antibiot 45:1029-1040,
10 Fujimoto et al. (1992) FEBS Lett. 305:41-44; Oshashi et al. (1992) J. Antibiot 45:1684-1685; EP A1 0 496 452; Clozel et al. (1993) Nature 365:759-761; International Patent Application WO93/08799; Nishikibe et al. (1993) Life Sci. 52:717-724; and Benigni et al. (1993) Kidney Int. 44:440-444). Numerous sulfonamides that are endothelin peptide antagonists are also described in U.S.
15 Patent Nos. 5,464,853, 5,594,021, 5,591,761, 5,571,821, 5,514,691, 5,464,853, International PCT application No.96/31492 and International PCT application No. WO 97/27979.

In general, the identified compounds have activities in in vitro assays as ET_A antagonists at concentrations on the order of about 50-100 μ M and less. A
20 number of such compounds have also been shown to possess activity in in vivo animal models.

Endothelin antagonists and agonists as therapeutic agents

In view of the numerous physiological effects of endothelin and its association with certain diseases, endothelin is believed to play a critical role in
25 these pathophysiological conditions (see, e.g., Saito et al. (1990) Hypertension 15: 734-738; Tomita et al. (1989) N. Engl. J. Med. 321: 1127; Kurihara et al. (1989) J. Cardiovasc. Pharmacol. 13(Suppl. 5): S13-S17; Doherty (1992) J. Med. Chem. 35: 1493-1508; Morel et al. (1989) Eur. J. Pharmacol. 167: 427-428). More detailed knowledge of the function and structure of the endothelin
30 peptide family should provide insight in the progression and treatment of such conditions.

-9-

Stable formulations of these compounds in a pharmaceutically acceptable vehicle are needed in order to use the compounds in these ways.

It has been recognized that compounds that exhibit activity at IC₅₀ or EC₅₀ concentrations on the order of 10⁻⁴ or lower in standard in vitro assays that
5 assess endothelin antagonist or agonist activity have pharmacological utility (see, e.g., U.S. Patent Nos. 5,352,800, 5,334,598, 5,352,659, 5,248,807, 5,240,910, 5,198,548, 5,187,195, 5,082,838). By virtue of this activity, such compounds are considered to be useful for the treatment of hypertension such as peripheral circulatory failure, heart disease such as angina pectoris, cardio-
10 myopathy, arteriosclerosis, myocardial infarction, pulmonary hypertension, vasospasm, vascular restenosis, Raynaud's disease, cerebral stroke such as cerebral arterial spasm, cerebral ischemia, late phase cerebral spasm after subarachnoid hemorrhage, asthma, bronchoconstriction, renal failure, particularly post-ischemic renal failure, cyclosporine nephrotoxicity such as acute renal
15 failure, colitis, as well as other inflammatory diseases, endotoxic shock caused by or associated with endothelin, and other diseases in which endothelin has been implicated. As noted above, many of the compounds, particularly the sulfonamide compounds, are potent endothelin antagonists, and, thus, are ideal clinical candidates. For clinical use, stable formulations and suitable
20 formulations for various routes of administration are needed.

Existing methods for making such sulfonamides are associated with certain shortcomings. For example, certain steps in the synthetic pathway are known to result in dimerization of intermediates with the resultant decrease in yield and purity. Second, because the compounds are hydrophobic, purification
25 is difficult, typically, requiring the impractical use of preparative HPLC or column chromatography. Finally, the existing methods are limited to the production of the hydrophobic free sulfonamide, which sulfonamide is difficult to formulate into aqueous based pharmaceutical compositions. Attempts to convert the free sulfonamide to useful salts of alkali metals using metal hydroxides or
30 methoxides may lead to decomposition of the compound.

Therefore, it is an object herein to provide formulations of compounds that have the ability to modulate the biological activity of one or more of the

-10-

endothelin peptides. It is another object to provide formulations of compounds that have use as specific endothelin antagonists. It is also an object to use formulations of compounds that specifically interact with or inhibit the interaction of endothelin peptides with ET_A or ET_B receptors. Such formulations should be useful as therapeutic agents for the treatment of endothelin-mediated diseases and disorders. Furthermore, there continues to be a need in the art for a practical, efficient method for making salts of desired sulfonamides.

SUMMARY OF THE INVENTION

Salts of sulfonamide compounds

10 Sulfonamide derivatives for use in the formulations and methods provided herein, and methods of preparing sulfonamide derivatives are provided. The sulfonamide derivatives are useful as endothelin receptor antagonists. Of interest are pharmaceutically acceptable derivatives, including salts, esters, acids and bases, solvates, hydrates and prodrugs of the sulfonamides. In particular, derivatives of neutral sulfonamide compounds that yield formulations of unexpectedly greater stability than formulations containing the corresponding neutral compounds are provided. Preferred are salts, particularly alkali metal salts, and more preferably sodium salts, including salts prepared from sodium compounds, including, but not limited to, sodium bicarbonate in which the resulting product is a sodium salt and disodium hydrogen phosphate in which the resulting compound is a sodium hydrogen phosphate salt. The sodium salt of each compound is most preferred.


The salt derivatives include, but are not limited to, salts of alkali metals and alkaline earth metals, including but not limited to sodium salts, potassium salts, lithium salts, calcium salts and magnesium salts; transition metal salts, such as zinc salts, copper salts, gold salts and silver salts, and other metal salts, such as aluminum salts; cationic and polycationic counter ion salts, such as but not limited to ammonium and substituted ammonium salts and organic amine salts, such as hydroxyalkylamines and alkylamines; salts of mineral acids, such as but not limited to hydrochlorides and sulfates; salts of organic acids, such as but not limited acetates, lactates, malates, tartrates, citrates,

-11-

ascorbates, succinates, butyrates, valerates and fumarates. Also contemplated herein are the corresponding esters of any of the acids.

Among the preferred salts are: the salts of acetates, including trifluoroacetate, N,N'-dibenzylethylenediamine, chlorprocaine, choline,
 5 ammonia, diethanolamine and other hydroxyalkylamines, ethylenediamine, N-methylglucamine, procaine, N-benzylphenethylamine, 1-para-chlorobenzyl-2-pyrrolidin-1'-ylmethylbenzimidazole, diethylamine and other alkyl amines, piperazine, tris(hydroxymethyl)aminomethane, aluminum, calcium, lithium, magnesium, potassium, sodium hydrogen phosphate, disodium phosphate,
 10 sodium, zinc, barium, gold, silver and bismuth. Alkali metal salts, particularly sodium salts, are preferred herein.

The sulfonamides from which the derivatives, particularly the salts, preferably sodium salts, are prepared have formula I:



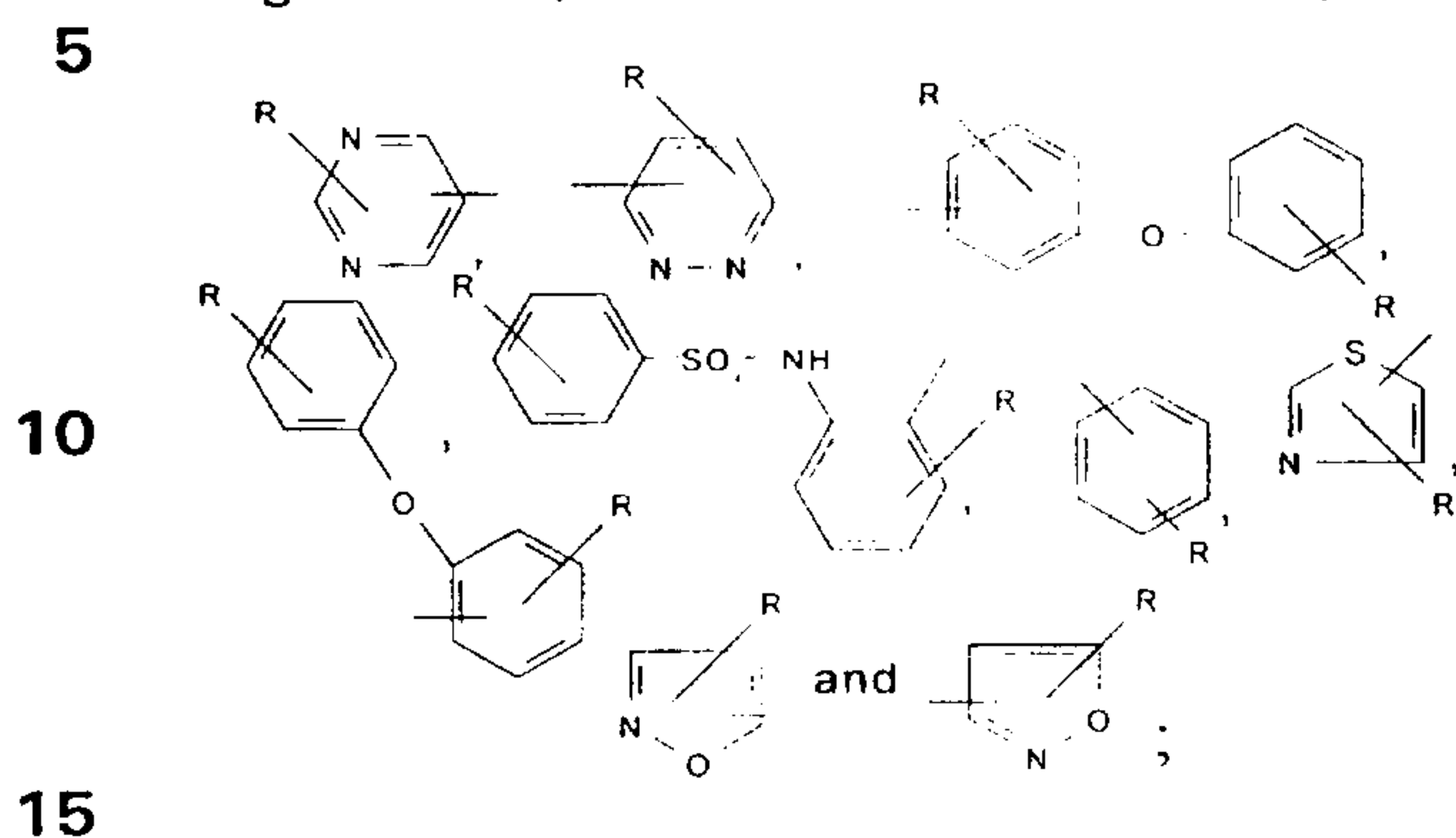
Such sulfonamides include those described in U.S. Patent Nos. 5,464,853, 5,594,021, 5,591,761, 5,571,821, 5,514,691, 5,464,853, commonly owned
 20 co-pending U.S. application Serial No. 08/721,183, and commonly owned International PCT application Publication Nos. WO 96/31492 and WO 97/27979.

In certain embodiments, the sulfonamide salts are chosen with the proviso that the salt is not 4-chloro-3-methyl-5-(2-(6-methylbenzo[d][1,3]dioxol-
 25 5-yl)acetyl)-3-thienylsulfonamido)isoxazole, sodium salt; N²-(3-cyanomethyl-2,4,6-trimethylphenyl)-3-(4-chloro-3-methyl-5-isoxazolylsulfamoyl)-2-thiophenecarboxamide, sodium salt; N²-(3-acetyloxymethyl-2,4,6-trimethylphenyl)-3-(4-chloro-3-methyl-5-isoxazolylsulfamoyl)-2-thiophenecarboxamide, sodium salt; or
 30 N²-(3-hydroxymethyl-2,4,6-trimethylphenyl)-3-(4-chloro-3-methyl-5-isoxazolylsulfamoyl)-2-thiophenecarboxamide, sodium salt.

In particular, sulfonamides of formula (I) are those in which Ar¹ is a substituted or unsubstituted alkyl or is a five or six membered substituted or unsubstituted aromatic or heteroaromatic ring, particularly 3- or 5- isoxazolyl

-12-

and pyridazinyl, and also including thiazolyl, including 2-thiazolyl, pyrimidinyl, including 2-pyrimidinyl, or substituted benzene groups, including aryloxy substituted benzene groups or is a bicyclic or tricyclic carbon or heterocyclic ring. Ar¹ is, in certain embodiments, selected from groups such as:



where R is selected from H, NH₂, halide, pseudohalide, alkyl, alkylcarbonyl, formyl, an aromatic or heteroaromatic group, alkoxyalkyl, alkylamino, alkylthio, arylcarbonyl, aryloxy, arylamino, arylthio, haloalkyl, haloaryl, carbonyl, in which

20 the aryl and alkyl portions, are unsubstituted or substituted with any of the preceding groups, and straight or branched chains of from about 1 up to about 10-12 carbons, preferably, 1 to about 5 or 6 carbons. R is preferably H, NH₂, halide, CH₃, CH₃O or another aromatic group.

Ar² is any group such that the resulting sulfonamide inhibits binding by

25 50%, compared to binding in the absence of the sulfonamide, of an endothelin peptide to an endothelin receptor at a concentration of less than about 100 μM, except that Ar² is not phenyl or naphthyl when Ar¹ is N-(5-isoxazolyl) or N-(3-isoxazolyl) unless the isoxazole is a 4-halo-isoxazole, a 4-higher alkyl (C₈ to C₁₅)-isoxazole, or the compound is a 4-biphenyl that is unsubstituted at the 2 or 6

30 position on the sulfonamide-linked phenyl group.

In particular, Ar² is a substituted or unsubstituted group selected from among groups, subject to the above proviso, including, but not limited to, the following: naphthyl, phenyl, biphenyl, quinolyl, styryl, thienyl, furyl, isoquinolyl, pyrrolyl, benzofuryl, pyridinyl, thianaphthyl, indolyl, alkyl, and alkenyl. It is

35 understood that the positions indicated for substituents, including the sulfona-

-13-

mide groups, may be varied. Thus, for example, compounds herein encompass groups that include thiophene-3-sulfonamides and thiophene-2-sulfonamides.

The sulfonamides are substituted or unsubstituted monocyclic or polycyclic aromatic or heteroaromatic sulfonamides, such as benzene sulfonamides, naphthalene sulfonamides and thiophene sulfonamides. Particularly preferred sulfonamides are N-isoxazolyl sulfonamides. More particularly preferred among such sulfonamides are those in which Ar² is a heterocycle that contains one ring, multiple rings or fused rings, typically two or three rings and one or two heteroatoms in the ring or rings.

In preferred sulfonamide derivatives, preferably sodium salts, Ar² is thienyl, furyl, pyrrolyl or a group, such as benzofuryl, thianaphthyl or indolyl, that is a derivative or analog, as described below, of a thienyl, furyl or pyrrolyl group or a 4-biphenyl group, Ar¹ is preferably N-(5-isoxazolyl) or N-(3-isoxazolyl). Of most interest herein, are salts, particularly sodium salts, including the sodium salt, of compounds in which Ar² is a phenylacetyl-substituted thienyl, furyl, pyrrolyl group. Preferred among these as salts, particularly sodium salts, are those in which Ar² is thienyl, furyl or pyrrolyl, particularly in which Ar² is substituted with phenylacetyl, and Ar¹ is isoxazolyl.

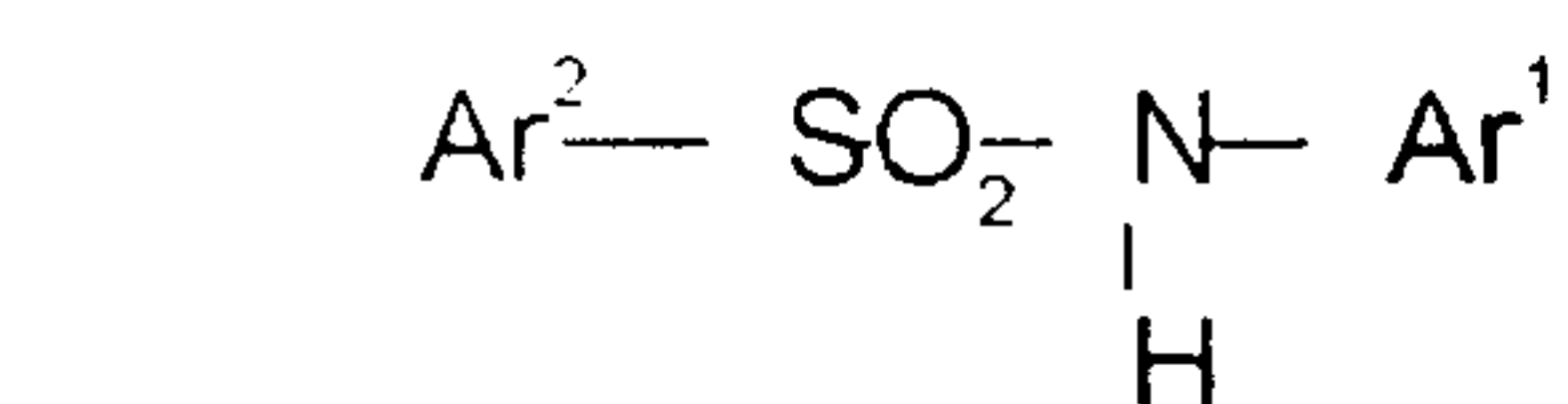
In certain embodiments, preferred salts are selected from among 4-chloro-3-methyl-5-(2-(6-methylbenzo[d][1,3]dioxol-5-yl)acetyl)-3-thienylsulfonamido)isoxazole, sodium salt; N²-(3-cyanomethyl-2,4,6-trimethylphenyl)-3-(4-chloro-3-methyl-5-isoxazolylsulfamoyl)-2-thiophenecarboxamide, sodium salt; N²-(3-acetyloxymethyl-2,4,6-trimethylphenyl)-3-(4-chloro-3-methyl-5-isoxazolylsulfamoyl)-2-thiophenecarboxamide, sodium salt; and N²-(3-hydroxymethyl-2,4,6-trimethylphenyl)-3-(4-chloro-3-methyl-5-isoxazolylsulfamoyl)-2-thiophenecarboxamide, sodium salt.

Among the more preferred sulfonamide salts is the sodium salt of N-(4-chloro-3-methyl-5-isoxazolyl)-2-[2-methyl-4,5-(methylenedioxy)phenylacetyl]thiophene-3-sulfonamide, also referred to herein as 4-chloro-3-methyl-5-(2-(2-(6-methylbenzo[d][1,3]dioxol-5-yl)acetyl)-3-thienylsulfonamido)isoxazole, sodium salt.

-14-

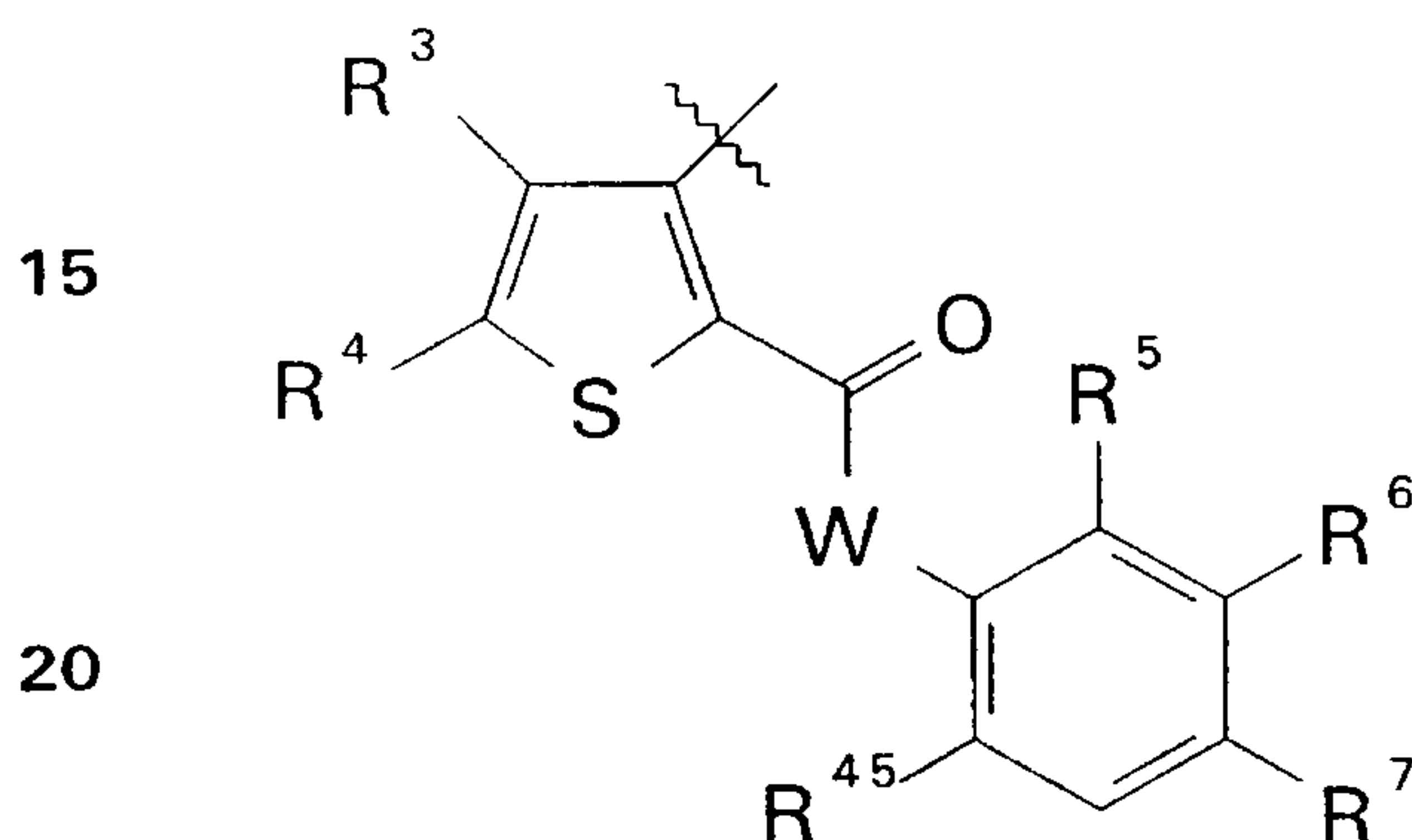
Sulfonamides

Also provided are sulfonamide compounds, and derivatives and formulations thereof, as described herein. The sulfonamide compounds are active as endothelin receptor antagonists and provide enhanced tolerability relative to sulfonamides known in the art. Preferred among the sulfonamide compounds are those of formula:



10

where Ar¹ is isoxazolyl and Ar² has the formula:



20

or a pharmaceutically acceptable derivative, including alkali metal salt, particularly sodium salt, thereof, wherein:

R³ and R⁴ are independently selected from the group consisting of hydrogen, halo, cyano, cyanoalkyl, C(O)R⁴¹, alkyl, alkenyl, cycloalkyl and aryl, or together form alkylene;

W is O, NH or CH₂;

R⁵, R⁶ and R⁷ are each independently selected as in (i) or (ii), with the proviso that at most one of R⁵, R⁶ and R⁷ is hydrogen:

(i) R⁶ is hydrogen, unsubstituted alkyl, hydroxy, unsubstituted alkoxy, C(O)R⁴¹, carbamoyloxy or alkoxy-carbonyloxy, and

R⁵ and R⁷ are each independently selected from hydrogen, unsubstituted alkyl, hydroxy, C(O)R⁴¹, carbamoyloxy and alkoxy-carbonyloxy; or

(ii) if at least one of R³ and R⁴ is not hydrogen, then any two may form alkylenedioxy, and the other is selected as in (i);

35

-15-

R⁴⁵ is selected from the group consisting of alkyl, C(O)R⁴¹, (CH₂)_xOH and CH(OH)(CH₂)_xCH₃ in which x is 0-6, S(O)_nR⁴¹ in which n is 0-2 and C(=NR⁴³)R⁴¹;

R⁴¹ is alkyl, aryl, heteroaryl, aralkyl, heteroaralkyl, cycloalkyl, alkylamino, dialkylamino, arylamino, diarylamino, alkylsulfonylamino, arylsulfonylamino, 5 alkylsulfonylalkylamino, alkylsulfonylarylamino, arylsulfonylalkylamino or arylsulfonylarylamino; and

R⁴³ is selected from hydroxy, alkoxy, alkyl and aryl, wherein

R⁴¹ and R⁴³ are unsubstituted or substituted with one or more substituents selected from Y, which is alkoxy, halide, pseudohalide, carboxyl, 10 alkoxy-carbonyl, aryloxy-carbonyl or hydroxy, with the proviso that the compound is not N-(4-chloro-3-methyl-5-isoxazolyl)-2-(2,4,6-trimethylphenylaminocarbonyl)thiophene-3-sulfonamide, N-(4-chloro-3-methyl-5-isoxazolyl)-2-(2,4,6-trimethyl)phenylacetyl-3-thiophenesulfonamide, N-(3,4-dimethyl-5-isoxazolyl)-2-[(2,4,6-trimethylphenoxy)carbonyl]thiophene-3-sulfonamide, N-(4- 15 chloro-3-methyl-5-isoxazolyl)-2-[(2,4,6-trimethylphenoxy)carbonyl]thiophene-3-sulfonamide or N-(4-bromo-3-methyl-5-isoxazolyl)-2-[(2,4,6-trimethylphenoxy)-carbonyl]thiophene-3-sulfonamide.

In other embodiments, the sulfonamides are selected with the further proviso that the compound is not N-(4-chloro-3-methyl-5-isoxazolyl)-2-(3- 20 methoxy-2,4,6-trimethylphenylaminocarbonyl)thiophene-3-sulfonamide, N-(4-chloro-3-methyl-5-isoxazolyl)-2-(3-hydroxy-2,4,6-trimethylphenylaminocarbonyl)-thiophene-3-sulfonamide, N-(4-chloro-5-methyl-3-isoxazolyl)-2-(3-hydroxy-2,4,6-trimethylphenylaminocarbonyl)thiophene-3-sulfonamide or N-(3,4-dimethyl-5-isoxazolyl)-2-(3-hydroxy-2,4,6-trimethylphenylaminocarbonyl)thiophene-3- 25 sulfonamide.

Thus, the sulfonamides provided herein are 2-acyl-3-thiophenesulfonamides. The corresponding 3-acyl-2-thiophenesulfonamides are also contemplated herein. Formulations and salts as described herein of the above compounds are also provided.

-16-

Formulations of sulfonamides and sulfonamide salts

Formulations of sulfonamide compounds, which have activity as endothelin antagonists, for administration to mammals, including humans, are provided. In particular, formulations for parenteral, including intramuscular, 5 intravenous and subcutaneous administration, oral administration, transdermal administration and other suitable routes of administration are provided. The formulations provide a means to consistently deliver effective amounts of the compounds.

Of interest are formulations of pharmaceutically acceptable derivatives, 10 including salts, esters, acids and bases, solvates, hydrates and prodrugs of the sulfonamides. In particular, derivatives of neutral sulfonamide compounds that yield formulations of greater stability than formulations containing the corresponding neutral compounds are provided. Preferred are salts, particularly alkali metal salts, and more preferably sodium salts, including salts prepared 15 from sodium compounds, including, but not limited to, sodium bicarbonate in which the resulting product is a sodium salt and disodium hydrogen phosphate in which the resulting compound is a sodium hydrogen phosphate salt. The sodium salt of each compound is most preferred.

The formulations are compositions suitable for administration by any 20 desired route and include solutions, suspensions, emulsions, tablets, dispersible tablets, pills, capsules, powders, dry powders for inhalers, sustained release formulations, aerosols for nasal and respiratory delivery, patches for transdermal delivery and any other suitable route. The compositions should be suitable for oral administration, parenteral administration by injection, including 25 subcutaneously, intramuscularly or intravenously as an injectable aqueous or oily solution or emulsion, transdermal administration and other selected routes.

Lyophilized powders of the sulfonamide derivatives, methods for preparation thereof, and formulations containing reconstituted forms of the lyophilized powders are also provided. Vials and ampules and syringes and 30 other suitable vessels containing the powders are also provided.

Also among the most preferred formulations for use in methods provided herein, are those that contain compounds that are ET_A selective, i.e., they

-17-

interact with ET_A receptors at substantially lower concentrations (at an IC₅₀ at least about 10-fold lower, preferably 100-fold lower) than they interact with ET_B receptors. In particular, compounds that interact with ET_A with an IC₅₀ of less than about 10 μM, preferably less than 1 μM, more preferably less than 0.1 μM, but with ET_B with an IC₅₀ of greater than about 10 μM or compounds that interact with ET_B with an IC₅₀ of less than about 10 μM, preferably less than 1 μM, more preferably less than 0.1 μM, but with ET_A with an IC₅₀ of greater than about 10 μM are preferred.

Preferred formulations also include compounds that are ET_B receptor selective or that bind to ET_B receptors with an IC₅₀ of less than about 1 μM. ET_B selective compounds interact with ET_B receptors at IC₅₀ concentrations that are at least about 10-fold lower than the concentrations at which they interact with ET_A receptors.

The formulations provided herein are for administration by a selected route and contain effective concentrations of pharmaceutically-acceptable salts of the above-noted compounds. The formulations deliver amounts effective for the treatment of hypertension, stroke, cardiovascular diseases, cardiac diseases including myocardial infarction, pulmonary hypertension, erythropoietin-mediated hypertension, respiratory diseases, inflammatory diseases, including asthma, bronchoconstriction, ophthalmologic diseases including glaucoma and inadequate retinal perfusion, gastroenteric diseases, renal failure, endotoxin shock, menstrual disorders, obstetric conditions, wounds, anaphylactic shock, hemorrhagic shock, and other diseases in which endothelin mediated physiological responses are implicated or that involve vasoconstriction or whose symptoms can be ameliorated by administration of an endothelin antagonist or agonist, are also provided.

In one embodiment, the formulations are capsules and tablets containing the sodium salt of a sulfonamide described herein. Preferred formulations are those that deliver amounts effective for the treatment of hypertension or renal failure. The effective amounts and concentrations are effective for ameliorating any of the symptoms of any of the disorders.

-18-

In more preferred embodiments, the formulations are solid dosage forms or gels, preferably capsules or tablets. In a preferred embodiment, the formulations are capsules containing an effective amount, typically about 10-100%, preferably about 50 to 95%, more preferably about 75-85%, most preferably about 80-85%, by weight, of one or more sodium hydrogen phosphate or sodium, preferably sodium, salts of one or more sulfonamide compounds of formula I; about 0 to 25%, preferably 8-15%, of an diluent or a binder, such as lactose or microcrystalline cellulose; about 0 to 10%, preferably about 3-7%, of a disintegrant, such as a modified starch or cellulose polymer, particularly a cross-linked sodium carboxymethyl cellulose, such as crosscarmellose sodium (Crosscarmellose sodium NF is available commercially under the name AC-DI-SOL, FMC Corporation, Philadelphia, PA) or sodium starch glycolate; and 0-5%, preferably 0.1-2%, of a lubricant, such a magnesium stearate, talc and calcium stearate. The disintegrant, such as crosscarmellose sodium or sodium starch glycolate, provides for rapid break-up of the cellulosic matrix for immediate release of active agent following dissolution of coating polymer. In all embodiments, the precise amount of active ingredient and auxiliary ingredients can be determined empirically and is a function of the route of administration and the disorder that is treated. Solid forms for administration as tablets are also contemplated herein.

Preferred formulations are prepared from a sterile lyophilized powder containing a sodium salt of a sulfonamide. The lyophilized powders and methods of preparing the powders are also provided herein.

In one embodiment, the compositions are provided in the form of lyophilized solids containing one or more sodium hydrogen phosphate or sodium, preferably sodium, salts of one or more sulfonamide compounds of formula I, and also contain one or more of the following:

- a buffer, such as sodium or potassium phosphate, or citrate;
- a solubilizing agent, such as LABRASOL (polyethylene glycol-8 caprylic capric glycerides sold by Gattefosse SA, France), dimethylsulfoxide (DMSO), bis(trimethylsilyl)acetamide, ethanol, propyleneglycol (PG), or polyvinylpyrrolidone (PVP); and

-19-

a sugar or other such carbohydrate, such as sorbitol or dextrose (typically in the range of about 1%-20%, preferably about 5%-15%, more preferably about 5%-10%).

For administration, the lyophilized powder is mixed (typically to yield a
5 single dosage or multiple dosage formulation, about 100-500 mg, preferably 250 mg) with a suitable carrier, such as a phosphate buffered saline.

In other preferred embodiments, in which the formulations are designed for parenteral administration, the compositions contain one or more sodium hydrogen phosphate or sodium, preferably sodium, salts of one or more sulfonamide compounds of formula I; a buffer, such as sodium or potassium
10 phosphate, or citrate; and a sugar, such as sorbitol or dextrose. In a preferred embodiment described in detail herein, the formulations contain one or more sodium salts of the sulfonamide compounds of formula I; a sodium phosphate buffer; and dextrose. Dextrose may be added in the form of a sterile dextrose
15 solution, which is readily available from suppliers known to those of skill in the art.

Methods of use

Methods using such formulations for modulating the interaction of an endothelin peptide with ET_A and/or ET_B receptors are provided. The methods
20 are effected by contacting the receptors with one or more of the formulated pharmaceutically-acceptable salts of the sulfonamides, preferably formulated sodium salts of the sulfonamides, prior to, simultaneously with, or subsequent to contacting the receptors with an endothelin peptide.

Methods for inhibiting binding of an endothelin peptide to an endothelin
25 receptor are provided. These methods are practiced by contacting the receptor with one or more of the formulations of pharmaceutically-acceptable salts of the compounds provided herein simultaneously, prior to, or subsequent to contacting the receptor with an endothelin peptide.

Methods for treatment of endothelin-mediated disorders, including but
30 not limited to, hypertension, asthma, shock, ocular hypertension, glaucoma, inadequate retinal perfusion and other conditions that are in some manner mediated by an endothelin peptide, or for treatment of disorder that involve

-20-

vasoconstriction or that are ameliorated by administration of an endothelin antagonist or agonist are provided.

In particular, methods of treating endothelin-mediated disorders by administering effective amounts of formulations of pharmaceutically-acceptable salts of the sulfonamides, prodrugs or other suitable derivatives of the sulfonamides are provided. In particular, methods for treating endothelin-mediated disorders, including hypertension, cardiovascular diseases, cardiac diseases including myocardial infarction, pulmonary hypertension, erythropoietin-mediated hypertension, respiratory diseases and inflammatory diseases, including asthma, bronchoconstriction, ophthalmologic diseases, gastroenteric diseases, renal failure, endotoxin shock, menstrual disorders, obstetric conditions, wounds, anaphylactic shock, hemorrhagic shock, and other diseases in which endothelin mediated physiological responses are implicated, by administering effective amounts of one or more of the formulations of pharmaceutically-acceptable salts of the compounds provided herein in pharmaceutically acceptable carriers are provided. Preferred methods of treatment are methods for treatment of hypertension and renal failure.

More preferred methods of treatment are those in which the formulations contain at least one compound that inhibits the interaction of endothelin-1 with ET_A receptors at an IC_{50} of less than about $10 \mu M$, and preferably less than about $5 \mu M$, more preferably less than about $1 \mu M$, even more preferably less than $0.1 \mu M$, and most preferably less than $0.05 \mu M$. Other preferred methods are those in which the formulations contain pharmaceutically-acceptable salts of one or more compounds that is (are) ET_A selective or pharmaceutically-acceptable salts of one or more compounds that is (are) ET_B selective. Methods in which the compounds are ET_A selective are for treatment of disorders, such as hypertension; and methods in which the compounds are ET_B selective are for treatment of disorders, such as asthma, that require bronchodilation.

-21-

In practicing the methods, effective amounts of formulations containing therapeutically effective concentrations of pharmaceutically-acceptable salts of the compounds formulated for oral, intravenous, local and topical application for the treatment of hypertension, cardiovascular diseases, cardiac diseases, including myocardial infarction, respiratory diseases, including asthma, inflammatory diseases, ophthalmologic diseases, gastroenteric diseases, renal failure, immunosuppressant-mediated renal vasoconstriction, erythropoietin-mediated vasoconstriction, endotoxin shock, anaphylactic shock, hemorrhagic shock, pulmonary hypertension, and other diseases in which endothelin mediated physiological responses are implicated are administered to an individual exhibiting the symptoms of one or more of these disorders. The amounts are effective to ameliorate or eliminate one or more symptoms of the disorders.

Methods for the identification and isolation of endothelin receptor subtypes are also provided. In particular, methods for detecting, distinguishing and isolating endothelin receptors using the disclosed compounds are provided. In particular, methods are provided for detecting, distinguishing and isolating endothelin receptors using the compounds provided herein.

In addition, methods for identifying compounds that are suitable for use in treating particular diseases based on their preferential affinity for a particular endothelin receptor subtype are also provided.

Articles of manufacture containing packaging material, a formulation provided herein, which is effective for ameliorating the symptoms of an endothelin-mediated disorder, antagonizing the effects of endothelin or inhibiting binding of an endothelin peptide to an ET receptor, in which the formulation contained within the packaging material includes a compound that has an IC_{50} of less than about $10 \mu M$, and a label that indicates that the formulation is used for antagonizing the effects of endothelin, treating an endothelin-mediated disorder, or inhibiting the binding of an endothelin peptide to an ET receptor are provided.

-22-

Methods of preparation

Also provided is a process of making an alkali metal salt of a hydrophobic free sulfonamide is provided. The process includes the steps of dissolving the free sulfonamide in an organic solvent, washing the dissolved free sulfonamide with a saturated solution of a salt of the alkali metal, and
5 recovering the alkali metal salt of the sulfonamide from the organic phase. A preferred organic solvent is ethyl acetate or THF. Preferred alkali metals are sodium, potassium, calcium or magnesium with sodium being most preferred. In accordance with a preferred embodiment, the process uses saturated sodium
10 bicarbonate or sodium carbonate as the alkali metal salt solution. Sodium bicarbonate is most preferred.

Recovery preferably includes the steps of drying the salt solution in organic solvent, concentrating the salt, crystallizing the salt in one or more organic, non-water miscible solvents and collecting the sulfonamide salt by
15 filtration. Preferred organic, non-water miscible solvents are dichloromethane and ether. The process provided herein can further include the step of purifying the sulfonamide salt after recovery.

An embodiment of the process is particularly useful for making 4-chloro-3-methyl-5-(2-(6-methylbenzo[d][1,3]dioxol-5-yl)acetyl)-3-thienylsulfon-
20 amido)isoxazole, sodium salt; N²-(3-cyanomethyl-2,4,6-trimethylphenyl)-3-(4-chloro-3-methyl-5-isoxazolylsulfamoyl)-2-thiophenecarboxamide, sodium salt; N²-(3-acetyloxymethyl-2,4,6-trimethylphenyl)-3-(4-chloro-3-methyl-5-isoxazolylsulfamoyl)-2-thiophenecarboxamide, sodium salt; and N²-(3-hydroxymethyl-2,4,6-trimethylphenyl)-3-(4-chloro-3-methyl-5-isoxazolylsulfamoyl)-2-thiophene-
25 carboxamide, sodium salt.

The, alkali metal salts of sulfonamides, particularly such salts provided by the present process are provided. A preferred such sulfonamide salt is 4-chloro-3-methyl-5-(2-(2-(6-methylbenzo[d][1,3]dioxol-5-yl)acetyl)-3-thienylsulfonamido)isoxazole, sodium salt.

DETAILED DESCRIPTION OF PREFERRED EMBODIMENTS**Definitions**

Unless defined otherwise, all technical and scientific terms used herein have the same meaning as is commonly understood by one of skill in the art to which this invention belongs. All patents and publications referred to herein are incorporated by reference.

As used herein, endothelin (ET) peptides include peptides that have substantially the amino acid sequence of endothelin-1, endothelin-2 or endothelin-3 and that act as potent endogenous vasoconstrictor peptides.

As used herein, an endothelin-mediated condition is a condition that is caused by abnormal endothelin activity or one in which compounds that inhibit endothelin activity have therapeutic use. Such diseases include, but are not limited to hypertension, cardiovascular disease, asthma, inflammatory diseases, ophthalmologic disease, menstrual disorders, obstetric conditions, gastroenteric disease, renal failure, pulmonary hypertension, endotoxin shock, anaphylactic shock, or hemorrhagic shock. Endothelin-mediated conditions also include conditions that result from therapy with agents, such as erythropoietin and immunosuppressants, that elevate endothelin levels.

As used herein an effective amount of a compound for treating a particular disease is an amount that is sufficient to ameliorate, or in some manner reduce the symptoms associated with the disease. Such amount may be administered as a single dosage or may be administered according to a regimen, whereby it is effective. The amount may cure the disease but, typically, is administered in order to ameliorate the symptoms of the disease. Typically, repeated administration is required to achieve the desired amelioration of symptoms.

As used herein, an endothelin agonist is a compound that potentiates or exhibits a biological activity associated with or possessed by an endothelin peptide.

As used herein, an endothelin antagonist is a compound, such as a drug or an antibody, that inhibits endothelin-stimulated vasoconstriction and contraction and other endothelin-mediated physiological responses. The

-24-

antagonist may act by interfering with the interaction of the endothelin with an endothelin-specific receptor or by interfering with the physiological response to or bioactivity of an endothelin isopeptide, such as vasoconstriction. Thus, as used herein, an endothelin antagonist interferes with endothelin-stimulated

5 vasoconstriction or other response or interferes with the interaction of an endothelin with an endothelin-specific receptor, such as ET_A receptors, as assessed by assays known to those of skill in the art.

The effectiveness of potential agonists and antagonists can be assessed using methods known to those of skill in the art. For example, endothelin

10 agonist activity can be identified by its ability to stimulate vasoconstriction of isolated rat thoracic aorta or portal vein ring segments (Borges *et al.* (1989) "Tissue selectivity of endothelin" *Eur. J. Pharmacol.* **165**: 223-230). Endothelin antagonist activity can be assessed by the ability to interfere with endothelin-induced vasoconstriction. Exemplary assays are set forth in the

15 EXAMPLES. As noted above, the preferred IC₅₀ concentration ranges are set forth with reference to assays in which the test compound is incubated with the ET receptor-bearing cells at 4° C. Data presented for assays in which the incubation step is performed at the less preferred 24° C are identified. It is understood that for purposes of comparison, these concentrations are

20 somewhat higher than the concentrations determined at 4° C.

As used herein, the biological activity or bioactivity of endothelin includes any activity induced, potentiated or influenced by endothelin *in vivo*. It also includes the ability to bind to particular receptors and to induce a functional response, such as vasoconstriction. It may be assessed by *in vivo* assays or by

25 *in vitro* assays, such as those exemplified herein. The relevant activities include, but are not limited to, vasoconstriction, vasorelaxation and bronchodilation. For example, ET_B receptors appear to be expressed in vascular endothelial cells and may mediate vasodilation and other such responses; whereas ET_A receptors, which are endothelin-1-specific, occur on smooth

30 muscle and are linked to vasoconstriction. Any assay known to those of skill in the art to measure or detect such activity may be used to assess such activity (see, *e.g.*, Spokes *et al.* (1989) *J. Cardiovasc. Pharmacol.* **13**(Suppl. 5):S191-

-25-

S192; Spinella *et al.* (1991) *Proc. Natl. Acad. Sci. USA* 88: 7443-7446; Cardell *et al.* (1991) *Neurochem. Int.* 18:571-574); and the Examples herein).

As used herein, bioavailability refers to the rate and extent of absorption. Methods for determining bioavailability are well known to those of skill in the art. For example, bioavailability of any of the compounds described herein can be determined empirically by administration of the compound to an animal, followed by taking blood samples over time and measuring the blood concentration of the compound. *In vivo* half life ($t_{1/2}$) is defined as the time it takes for the concentration of the compound in the blood to be reduced by one-half. Estimations of the area under the curve for intravenous administration can be used to estimate the area under the curve for oral administration, yielding bioavailability data. See, *e.g.*, Milo Gibal (1991) *Biopharmaceutics and Pharmacology*, 4th edition (Lea and Sediger).

As used herein, efficacy refers to the maximal effect that can be produced by a compound. Efficacy can be determined by methods known to those of skill in the art. For example, it can be determined by the properties of the compound and its receptor-effector system and is reflected in the plateau of the concentration-effect curve. *In vivo* efficacy refers to efficacy which is determined in an animal model. For example, *in vivo* efficacy of the compounds described herein can be determined by amelioration of hypoxia-induced pulmonary hypertension in rat. In this context, *in vivo* efficacy refers to the ability of a compound to restore an elevated pulmonary artery pressure to a normal value. See, *e.g.*, DiCarlo *et al.* (1995) *Am. J. Physiol.* 269:L690-L697.

As used herein, the IC_{50} refers to an amount, concentration or dosage of a particular test compound that achieves a 50% inhibition of a maximal response, such as binding of endothelin to tissue receptors, in an assay that measures such response.

As used herein, EC_{50} refers to a dosage, concentration or amount of a particular test compound that elicits a dose-dependent response at 50% of maximal expression of a particular response that is induced, provoked or potentiated by the particular test compound.

-26-

As used herein a sulfonamide that is ET_A selective refers to sulfonamides that exhibit an IC₅₀ that is at least about 10-fold lower with respect to ET_A receptors than ET_B receptors.

As used herein, a sulfonamide that is ET_B selective refers to sulfonamides
5 that exhibit an IC₅₀ that is at least about 10-fold lower with respect to ET_B receptors than ET_A receptors.

As used herein, pharmaceutically-acceptable salts, esters, hydrates, solvates or other derivatives of the compounds include any such salts, esters and other derivatives that may be prepared by those of skill in this art using
10 known methods for such derivatization and that produce compounds that may be administered to animals or humans without substantial toxic effects and that either are pharmaceutically active or are prodrugs. Pharmaceutically- acceptable salts include, but are not limited to, salts of alkali metals and alkaline earth metals, including but not limited to sodium salts, potassium salts, lithium salts,
15 calcium salts and magnesium salts; transition metal salts, such as zinc salts, copper salts and aluminum salts; polycationic counter ion salts, such as but not limited ammonium and substituted ammonium salts and organic amine salts, such as hydroxyalkylamines and alkylamines; salts of mineral acids, such as but not limited to hydrochlorides and sulfates, salts of organic acids, such as but
20 not limited acetates, lactates, malates, tartrates, citrates, ascorbates, succinates, butyrate, valerate and fumarates. Also contemplated herein are the corresponding esters.

Preferred pharmaceutically-acceptable salts include, but are not limited to, N,N'-dibenzylethylenediamine, chlorprocaine, choline, ammonia,
25 diethanolamine and other hydroxyalkylamines, ethylenediamine, N-methylglucamine, procaine, N-benzylphenethylamine, 1-para-chlorobenzyl-2-pyrrolidin-1'-ylmethylbenzimidazole, diethylamine and other alkylamines, piperazine, tris(hydroxymethyl)aminomethane, aluminum, calcium, lithium, magnesium, potassium, sodium hydrogen phosphate, disodium phosphate,
30 sodium, zinc, barium, gold, silver and bismuth salts. Sodium salts, particularly the sodium salt of each of the compound, are most preferred herein.

-27-

As used herein, reference to "sodium salts" refers to salts of any sodium compounds in which the counter ion includes Na^+ and can include other ions, such as HPO_4^{2-} ; reference to a "sodium salt" (rather than sodium salts) refers specifically to a salt in which Na^+ is the counter ion.

5 As used herein, treatment means any manner in which the symptoms of a conditions, disorder or disease are ameliorated or otherwise beneficially altered. Treatment also encompasses any pharmaceutical use of the compositions herein, such as use as contraceptive agents.

10 As used herein, amelioration of the symptoms of a particular disorder by administration of a particular pharmaceutical composition refers to any lessening, whether permanent or temporary, lasting or transient that can be attributed to or associated with administration of the composition.

15 As used herein, substantially pure means sufficiently homogeneous to appear free of readily detectable impurities as determined by standard methods of analysis, such as thin layer chromatography (TLC), gel electrophoresis and high performance liquid chromatography (HPLC), used by those of skill in the art to assess such purity, or sufficiently pure such that further purification would not detectably alter the physical and chemical properties, such as enzymatic and biological activities, of the substance. Methods for purification of the
20 compounds to produce substantially chemically pure compounds are known to those of skill in the art. A substantially chemically pure compound may, however, be a mixture of stereoisomers. In such instances, further purification might increase the specific activity of the compound.

25 As used herein, biological activity refers to the in vivo activities of a compound or physiological responses that result upon in vivo administration of a compound, composition or other mixture. Biological activity, thus, encompasses therapeutic effects and pharmaceutical activity of such compounds, compositions and mixtures.

30 As used herein, increased stability of a formulation means that the percent of active component present in the formulation, as determined by assays known to those of skill in the art, such as high performance liquid chromatography, gas chromatography, and the like, at a given period of time

-28-

following preparation of the formulation is significantly higher than the percent of active component present in another formulation at the same period of time following preparation of the formulation. In this case, the former formulation is said to possess increased stability relative to the latter formulation.

5 As used herein, a prodrug is a compound that, upon in vivo administration, is metabolized or otherwise converted to the biologically, pharmaceutically or therapeutically active form of the compound. To produce a prodrug, the pharmaceutically active compound is modified such that the active compound will be regenerated by metabolic processes. The prodrug may be
10 designed to alter the metabolic stability or the transport characteristics of a drug, to mask side effects or toxicity, to improve the flavor of a drug or to alter other characteristics or properties of a drug. By virtue of knowledge of pharmacodynamic processes and drug metabolism in vivo, those of skill in this art, once a pharmaceutically active compound is known, can design prodrugs of
15 the compound (see, e.g., Nogrady (1985) Medicinal Chemistry A Biochemical Approach, Oxford University Press, New York, pages 388-392). For example, succinyl-sulfathiazole is a prodrug of 4-amino-N-(2-thiazoyl)benzenesulfonamide (sulfathiazole) that exhibits altered transport characteristics.

As used herein, acid isostere means a group that is significantly ionized
20 at physiological pH. Examples of suitable acid isosteres include sulfo, phosphono, alkylsulfonylcarbamoyle, tetrazolyl, arylsulfonylcarbamoyle or heteroarylsulfonylcarbamoyle.

As used herein, halo or halide refers to the halogen atoms; F, Cl, Br and I.

25 As used herein, pseudohalides are compounds that behave substantially similar to halides. Such compounds can be used in the same manner and treated in the same manner as halides (X^- , in which X is a halogen, such as Cl or Br). Pseudohalides include, but are not limited to cyanide, cyanate, thiocyanate, selenocyanate and azide.

30 As used herein, haloalkyl refers to a loweralkyl radical in which one or more of the hydrogen atoms are replaced by halogen including, but not limited to, chloromethyl, trifluoromethyl, 1-chloro-2-fluoroethyl and the like.

-29-

As used herein, alkyl means an aliphatic hydrocarbon group that is a straight or branched chain preferably having about 1 to 12 carbon atoms in the chain. Preferred alkyl groups are loweralkyl groups which are alkyls containing 1 to about 6 carbon atoms in the chain. Branched means that one or more
5 loweralkyl groups such as methyl, ethyl or propyl are attached to a linear alkyl chain. The alkyl group may be unsubstituted or independently substituted by one or more groups, such as, but not limited to: halo, carboxy, formyl, sulfo, sulfinio, carbamoyl, amino and imino. Exemplary alkyl groups include methyl, ethyl and propyl.

10 As used herein the term lower describes alkyl, alkenyl and alkynyl groups containing about 6 carbon atoms or fewer. It is also used to describe aryl groups or heteroaryl groups that contain 6 or fewer atoms in the ring. Loweralkyl, lower alkenyl, and lower alkynyl refer to carbon chains having less than about 6 carbons. In preferred embodiments of the compounds provided
15 herein that include alkyl, alkenyl, or alkynyl portions include loweralkyl, lower alkenyl, and lower alkynyl portions.

As used herein, alkenyl means an aliphatic hydrocarbon group containing a carbon-carbon double bond and which may be straight or branched chained having from about 2 to about 10 carbon atoms in the chain. Preferred alkenyl
20 groups have 2 to about 4 carbon atoms in the chain. Branched means that one or more loweralkyl or lower alkenyl groups are attached to a linear alkenyl chain. The alkenyl group may be unsubstituted or independently substituted by one or more groups, such as, but not limited to: halo, carboxy, formyl, sulfo, sulfinio, carbamoyl, amino and imino. Exemplary alkenyl groups include ethenyl,
25 propenyl and butenyl.

As used herein, alkynyl means an aliphatic hydrocarbon group containing a carbon-carbon triple bond and which may be straight or branched having about 2 to 10 carbon atoms in the chain. Branched means that one or more loweralkyl, alkenyl or alkynyl groups are attached to a linear alkynyl chain. An
30 exemplary alkynyl group is ethynyl.

As used herein, aryl means an aromatic monocyclic or multicyclic hydrocarbon ring system containing from 3 to 15 or 16 carbon atoms,

-30-

preferably from 5 to 10. Aryl groups include, but are not limited to groups, such as phenyl, substituted phenyl, naphthyl, substituted naphthyl, in which the substituent is loweralkyl, halogen, or lower alkoxy. Preferred aryl groups are lower aryl groups that contain less than 7 carbons in the ring structure.

5 As used herein, the nomenclature alkyl, alkoxy, carbonyl, etc. are used as is generally understood by those of skill in this art. For example, as used herein alkyl refers to saturated carbon chains that contain one or more carbons; the chains may be straight or branched or include cyclic portions or be cyclic. As used herein, alicyclic refers to aryl groups that are cyclic.

10 As used herein, cycloalkyl refers to saturated cyclic carbon chains; cycloalkenyl and cycloalkynyl refer to cyclic carbon chains that include at least one unsaturated double or triple bond, respectively. The cyclic portions of the carbon chains may include one ring or two or more fused rings.

15 As used herein, cycloalkenyl means a non-aromatic monocyclic or multicyclic ring system containing a carbon-carbon double bond and having about 3 to about 10 carbon atoms. Exemplary monocyclic cycloalkenyl rings include cyclopentenyl or cyclohexenyl; preferred is cyclohexenyl. An exemplary multicyclic cycloalkenyl ring is norbornylenyl. The cycloalkenyl group may be independently substituted by one or more halo or alkyl.

20 As used herein, "haloalkyl" refers to a loweralkyl radical in which one or more of the hydrogen atoms are replaced by halogen including, but not limited to, chloromethyl, trifluoromethyl, 1-chloro-2-fluoroethyl and the like.

As used herein, "haloalkoxy" refers to RO- in which R is a haloalkyl group.

25 As used herein, "carboxamide" refers to groups of formula $R_p\text{CONH}_2$ in which R is selected from alkyl or aryl, preferably loweralkyl or lower aryl and p is 0 or 1.

As used herein, "alkylaminocarbonyl" refers to $-\text{C}(\text{O})\text{NHR}$ in which R is hydrogen, alkyl, preferably loweralkyl or aryl, preferably lower aryl.

30 As used herein "dialkylaminocarbonyl" as used herein refers to $-\text{C}(\text{O})\text{NR}'\text{R}$ in which R' and R are independently selected from alkyl or aryl, preferably loweralkyl or loweraryl; "carboxamide" refers to groups of formula $\text{NR}'\text{COR}$.

-31-

As used herein, "alkoxycarbonyl" as used herein refers to $-C(O)OR$ in which R is alkyl, preferably loweralkyl or aryl, preferably lower aryl.

As used herein, "alkoxy" and "thioalkoxy" refer to $RO-$ and $RS-$, in which R is alkyl, preferably loweralkyl or aryl, preferably lower aryl.

5 As used herein, "haloalkoxy" refers to $RO-$ in which R is a haloalkyl group.

As used herein, "aminocarbonyl" refers to $-C(O)NH_2$.

As used herein, cycloalkyl refers to saturated cyclic carbon chains; cycloalkenyl and cycloalkynyl refer to cyclic carbon chains that include at least
10 one unsaturated triple bond. The cyclic portions of the carbon chains may include one ring or two or more fused rings.

As used herein, alkylenedioxy means an $-O-alkyl-O-$ group in which the alkyl group is as previously described. A replacement analog of alkylenedioxy means an alkylenedioxy in which one or both of the oxygen atoms is replaced
15 by a similar behaving atom or group of atoms such as, S, N, NH, Se. An exemplary replacement alkylenedioxy group is ethylenebis(sulfandiyl). Alkylenethioxyoxy is $-S-alkyl-O-$, $-O-alkyl-S-$ and alkylenedithioxy is $-S-alkyl-S-$.

As used herein, heteroaryl means an aromatic monocyclic or fused ring
20 system in which one or more of the carbon atoms in the ring system is(are) replaced by an element(s) other than carbon, for example nitrogen, oxygen or sulfur. Preferred cyclic groups contain one or two fused rings and include from about 3 to about 7 members in each ring. Similar to "aryl groups", the heteroaryl groups may be unsubstituted or substituted by one or more
25 substituents. Exemplary heteroaryl groups include pyrazinyl, pyrazolyl, tetrazolyl, furyl, (2- or 3-)thienyl, (2-,3- or 4-)pyridyl, imidazolyl, pyrimidinyl, isoxazolyl, thiazolyl, isothiazolyl, quinoliny, indolyl, isoquinoliny, oxazolyl and 1,2,5-oxadiazolyl. Preferred heteroaryl groups include 5 to 6-membered nitrogen-containing rings, such as pyrimidinyl.

30 As used herein, alkoxycarbonyl means an $alkyl-O-CO-$ group. Exemplary alkoxycarbonyl groups include methoxy- and ethoxycarbonyl.

-32-

As used herein, carbamoyl means $-\text{CONH}_2$. As with all groups described herein, these groups may be unsubstituted or substituted. Substituted carbamoyl includes groups such as $-\text{CONY}^2\text{Y}^3$ in which Y^2 and Y^3 are independently hydrogen, alkyl, cyano(loweralkyl), aryalkyl, heteroaralkyl, 5 carboxy(loweralkyl), carboxy(aryl substituted loweralkyl), carboxy(carboxy substituted loweralkyl), carboxy(hydroxy substituted loweralkyl), carboxy(heteroaryl substituted loweralkyl), carbamoyl(loweralkyl), alkoxy carbonyl(loweralkyl) or alkoxy carbonyl(aryl substituted loweralkyl), provided that only one of Y^2 and Y^3 may be hydrogen and when one of Y^2 and 10 Y^3 is carboxy(loweralkyl), carboxy(aryl substituted loweralkyl), carbamoyl(loweralkyl), alkoxy carbonyl(loweralkyl) or alkoxy carbonyl(aryl substituted loweralkyl) then the other of Y^2 and Y^3 is hydrogen or alkyl. Preferred for Y^2 and Y^3 are independently hydrogen, alkyl, cyano(loweralkyl), aryalkyl, heteroaralkyl, carboxy(loweralkyl), carboxy(aryl substituted loweralkyl) 15 and carbamoyl(loweralkyl).

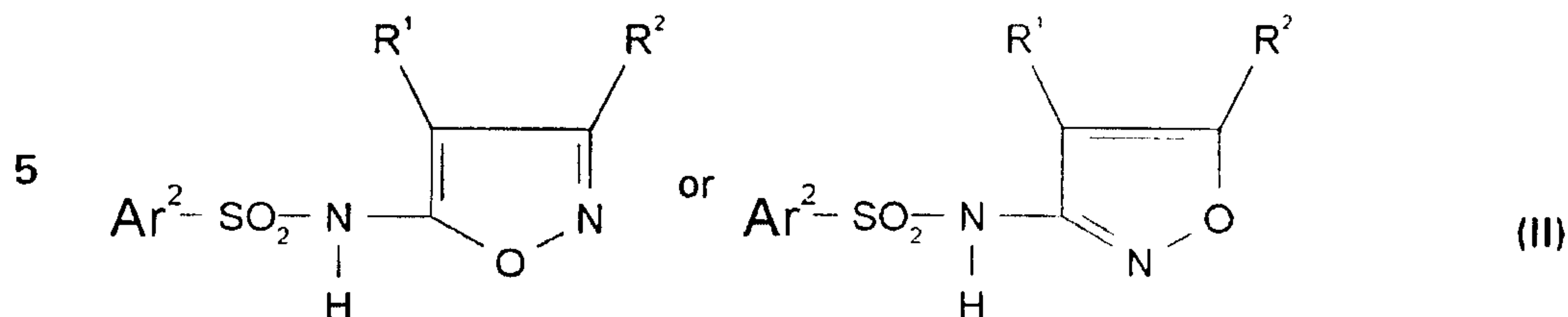
As used herein, any corresponding N-(4-halo-3-methyl-5-isoxazolyl), N-(4-halo-5-methyl-3-isoxazolyl), N-(3,4-dimethyl-5-isoxazolyl), N-(4-halo-5-methyl-3-isoxazolyl), N-(4-halo-3-methyl-5-isoxazolyl), N-(4,5-dimethyl-3-isoxazolyl) derivative thereof refers to compounds in which Ar^2 is the same as the 20 compound specifically set forth, but Ar^1 is N-(4-halo-3-methyl-5-isoxazolyl), N-(4-halo-5-methyl-3-isoxazolyl), N-(3,4-dimethyl-5-isoxazolyl), N-(4-halo-5-methyl-3-isoxazolyl), N-(4-halo-3-methyl-5-isoxazolyl), or N-(4,5-dimethyl-3-isoxazolyl) in which halo is any halide, preferably Cl or Br.

As used herein, the abbreviations for any protective groups, amino acids 25 and other compounds, are, unless indicated otherwise, in accord with their common usage, recognized abbreviations, or the IUPAC-IUB Commission on Biochemical Nomenclature (see, (1972) Biochem. 11:942-944).

A. Salts of sulfonamide compounds

In the embodiments described in detail herein, salts, preferably sodium 30 salts, of sulfonamide compounds for use in the formulations and methods provided herein are those in which Ar^1 is an isoxazole and the compounds are represented by the formulae II:

-33-



10

in which R¹ and R² are either (i), (ii) or (iii) as follows:

(i) R¹ and R² are each independently selected from H, NH₂, NO₂, halide, pseudohalide, alkyl, alkenyl, alkynyl, aryl, arylalkyl, heteroaryl, alkoxy, alkylamino, alkylthio, alkyloxy, haloalkyl, alkylsulfinyl, alkylsulfonyl, aryloxy, arylamino, arylthio, arylsulfinyl, arylsulfonyl, haloalkyl, haloaryl, alkoxycarbonyl, alkylcarbonyl, aminocarbonyl, arylcarbonyl, formyl, substituted or unsubstituted amido, substituted or unsubstituted ureido, in which the alkyl, alkenyl and alkynyl portions contain from 1 up to about 14 carbon atoms and are either straight or branched chains or cyclic, and the aryl portions contain from about 4 to about 16 carbons, except that R² is not halide or pseudohalide; or,

20

(ii) R¹ and R² together form -(CH₂)_n, where n is 3 to 6; or,

(iii) R¹ and R² together form 1,3-butadienyl, and

with the above proviso that Ar² is not phenyl or naphthyl when Ar¹ is N-(5-isoxazolyl) or N-(3-isoxazolyl) unless the isoxazole is a 4-halo-isoxazole, a 4-higher alkyl (C₈ to C₁₅)-isoxazole, or the compound is a 4-biphenylsulfonamide that is unsubstituted at the 2 or 6 position on the sulfonamide-linked phenyl group.

25

In preferred embodiments herein, R¹ and R² are each selected independently from among alkyl, lower alkenyl, lower alkynyl, lower haloalkyl, halide, pseudohalide or H, except that R² is not halide.

30

In certain embodiments, the sulfonamides are chosen with the proviso that the compound is not 4-chloro-3-methyl-5(2-(6-methylbenzo[d][1,3]dioxol-5-yl)acetyl)-3-thienylsulfonamido)isoxazole, sodium salt; N²-(3-cyanomethyl-2,4,6-trimethylphenyl)-3(4-chloro-3-methyl-5-isoxazolylsulfamoyl)-2-thiophenecarboxamide, sodium salt; N²-(3-acetyloxymethyl-2,4,6-

35

-34-

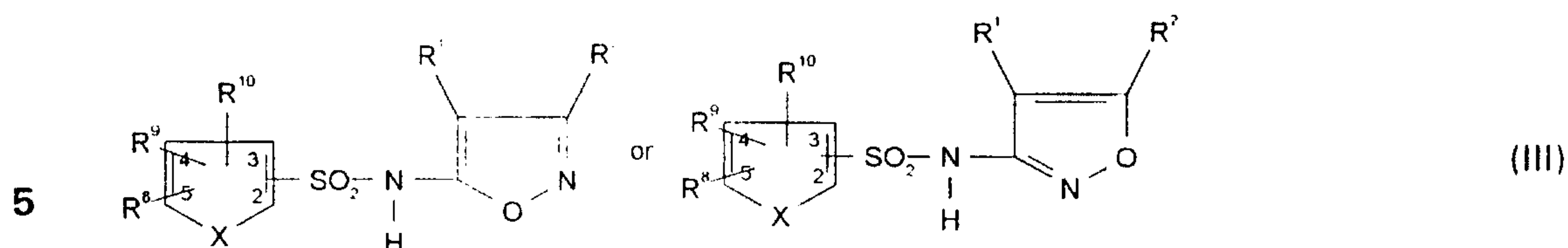
trimethylphenyl)-3-(4-chloro-3-methyl-5-isoxazolylsulfamoyl)-2-thiophenecarboxamide, sodium salt; or N²-(3-hydroxymethyl-2,4,6-trimethylphenyl)-3-(4-chloro-3-methyl-5-isoxazolylsulfamoyl)-2-thiophenecarboxamide, sodium salt.

- 5 In certain embodiments described in detail herein, Ar² is a 4-biphenyl or is a single ring heterocycle, particularly a 5-membered ring, or is a fused bicyclic or tricyclic heterocycle that contains one or more, particularly one, heteroatom selected from S, O and NR⁴², in the ring, where R⁴² contains up to about 30 carbon atoms, preferably 1 to 10, more preferably 1 to 6 and is selected from
- 10 hydrogen, alkyl, alkenyl, alkynyl, aryl, alkylaryl, heterocyclyl, aralkyl, aralkoxy, cycloalkyl, cycloalkenyl, cycloalkynyl, C(O)R¹⁵ and S(O)_nR¹⁵ in which n is 0-2; R¹⁵ is hydrogen, alkyl, alkenyl, alkynyl, aryl, alkylaryl, heterocyclyl, aralkyl, aralkoxy, cycloalkyl, cycloalkenyl, cycloalkynyl; R⁴² and R¹⁵ are unsubstituted or are substituted with one or more substituents each selected independently from
- 15 Z, which is hydrogen, halide, pseudohalide, alkyl, alkoxy, alkenyl, alkynyl, aryl, heterocyclyl, aralkyl, aralkoxy, cycloalkyl, cycloalkenyl, cycloalkynyl, OH, CN, C(O)R¹⁶, CO₂R¹⁶, SH, S(O)_nR¹⁶ in which n is 0-2, NHOH, NR¹²R¹⁶, NO₂, N₃, OR¹⁶, R¹²NCOR¹⁶ and CONR¹²R¹⁶; R¹⁶ is hydrogen, alkyl, alkenyl, alkynyl, aryl, alkylaryl, heterocyclyl, aralkyl, aralkoxy, cycloalkyl, cycloalkenyl or cycloalkynyl;
- 20 R¹², which is selected independently from R⁴² and Z, is selected from hydrogen, alkyl, alkenyl, alkynyl, aryl, alkylaryl, heterocyclyl, aralkyl, aralkoxy, cycloalkyl, cycloalkenyl, cycloalkynyl, C(O)R¹⁷ and S(O)_nR¹⁷ in which n is 0-2; and R¹⁷ is hydrogen, alkyl, alkenyl, alkynyl, aryl, alkylaryl, heterocyclyl, aralkyl, aralkoxy, cycloalkyl, cycloalkenyl or cycloalkynyl; each of R⁴², R¹², R¹⁵ and R¹⁶ may be further substituted with the any of the groups set forth for Z.
- 25

In preferred embodiments herein, R⁴² is aryl, such as phenyl or alkyl phenyl, hydrogen or loweralkyl.

- Thus, in the compounds provided herein Ar² includes thienyl, furyl and pyrrolyl, benzofuryl, benzopyrrolyl, benzothienyl, benzo[b]furyl, benzo[b]thienyl, and indolyl (benzo[b]pyrrolyl) and 4-biphenyl, and Ar¹ is preferably N-(5-isoxazolyl) or N-(3-isoxazolyl). The sulfonamides are N-isoxazolyl sulfonamides and the compounds have formula III:
- 30

-35-

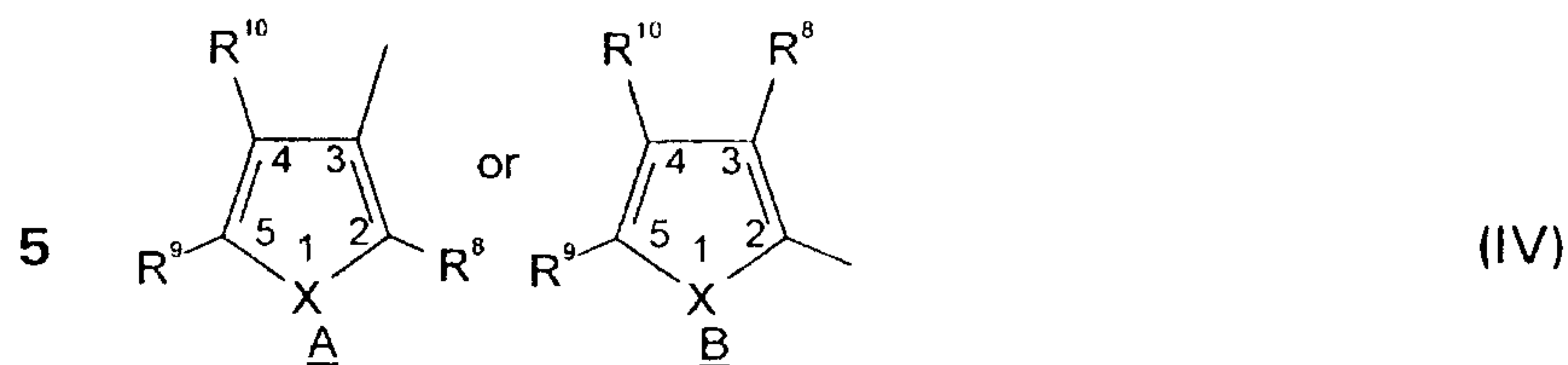


- in which X is S, O or NR¹¹ in which R¹¹ contains up to about 30 carbon atoms, preferably 1 to 10, more preferably 1 to 6 and is selected from hydrogen, alkyl, alkenyl, alkynyl, aryl, alkylaryl, heterocyclyl, aralkyl, aralkoxy, cycloalkyl, cycloalkenyl, cycloalkynyl, C(O)R¹⁵ and S(O)_nR¹⁵ in which n is 0-2; R¹⁵ is hydrogen, alkyl, alkenyl, alkynyl, aryl, alkylaryl, heterocyclyl, aralkyl, aralkoxy, cycloalkyl, cycloalkenyl, cycloalkynyl; R¹¹ and R¹⁵ are unsubstituted or are substituted with one or more substituents each selected independently from Z, which is hydrogen, halide, pseudohalide, alkyl, alkoxy, alkenyl, alkynyl, aryl, heterocyclyl, aralkyl, aralkoxy, cycloalkyl, cycloalkenyl, cycloalkynyl, OH, CN, C(O)R¹⁶, CO₂R¹⁶, SH, S(O)_nR¹⁶ in which n is 0-2, NHOH, NR¹²R¹⁶, NO₂, N₃, OR¹⁶, R¹²NCOR¹⁶ and CONR¹²R¹⁶; R¹⁶ is hydrogen, alkyl, alkenyl, alkynyl, aryl, alkylaryl, heterocyclyl, aralkyl, aralkoxy, cycloalkyl, cycloalkenyl or cycloalkynyl; R¹², which is selected independently from R¹¹ and Z, is selected from hydrogen, alkyl, alkenyl, alkynyl, aryl, alkylaryl, heterocyclyl, aralkyl, aralkoxy, cycloalkyl, cycloalkenyl, cycloalkynyl, C(O)R¹⁷ and S(O)_nR¹⁷ in which n is 0-2; and R¹⁷ is hydrogen, alkyl, alkenyl, alkynyl, aryl, alkylaryl, heterocyclyl, aralkyl, aralkoxy, cycloalkyl, cycloalkenyl or cycloalkynyl; each of R¹¹, R¹², R¹⁵ and R¹⁶ may be further substituted with the any of the groups set forth for Z, and R¹¹ is preferably hydrogen, aryl, such as phenyl or alkyl phenyl, loweralkyl; or the compounds are 4-biphenylsulfonamides in which Ar¹ is preferably N-(5-isoxazolyl) or N-(3-isoxazolyl).

- Among the embodiments described in detail herein, Ar² is thienyl, furyl, pyrrolyl or a group that is a derivative or analog, as described below, of a thienyl, furyl or pyrrolyl group, including benzo[b] derivatives such as a benzo[b]thienyl, Ar¹ is N-(5-isoxazolyl) or N-(3-isoxazolyl). Ar² has the formula IV:

35

-36-



in which X is O, S or NR¹¹, where R¹¹ is as defined above;

- 10 that can be substituted at any or all positions or is an analog or derivative of the groups of formula (IV) in which the substituents form fused aromatic, aliphatic or heterocyclic rings; and R⁸, R⁹ and R¹⁰ are each independently selected as follows from (i) or (ii):

- (i) R⁸, R⁹ and R¹⁰, which each contain hydrogen or up to about 50
- 15 carbon atoms, generally up to about 30, more generally 20 or fewer, are each independently selected from hydrogen, halide, pseudohalide, alkyl, alkoxy, alkenyl, alkynyl, aryl, aryloxy, heterocyclyl, aralkyl, aralkoxy, cycloalkyl, cycloalkenyl, cycloalkynyl, OH, CN, C(O)R¹⁸, (OAc)CH=CHR¹⁸, CO₂R¹⁸, SH, (CH₂)_rC(O)(CH₂)_nR¹⁸, (CH₂)_r(CH=CH)_s(CH₂)_nR¹⁸, (CH₂)_rC(O)(CH=CH)_s(CH₂)_nR¹⁸,
- 20 (CH₂)_r(CH=CH)_sC(O)(CH₂)_nR¹⁸, (CH₂)_rNH(CH=CH)_s(CH₂)_nR¹⁸, C=N(OH)(CH₂)_rR¹⁸, (CH₂)_r(CH=CH)_sNH(CH₂)_nR¹⁸, (CH₂)_rC(O)NH(CH₂)_nR¹⁸, C(O)(CH₂)_rNH(CH₂)_nR¹⁸, (CH₂)_rNH(CH₂)_nR¹⁸, (CH₂)_rR¹⁸, S(O)_mR¹⁸ in which m is 0-2, s, n and r are each independently 0 to 6, preferably 0-3, HNOH, NR¹⁸R¹⁹, NO₂, N₃, OR¹⁸, R¹⁹NCOR¹⁸ and CONR¹⁹R¹⁸, in which R¹⁹ is selected from hydrogen, alkyl, alkenyl, alkynyl,
- 25 aryl, alkylaryl, alkoxy, aryloxy, heterocyclyl, aralkyl, aralkoxy, cycloalkyl, cycloalkenyl, cycloalkynyl, C(O)R²⁰, S(O)_nR²⁰ in which n is 0-2; and R¹⁸ and R²⁰ are independently selected from hydrogen, alkyl, alkenyl, alkynyl, aryl, heteroaryl, alkylaryl, heterocyclyl, alkoxy, aryloxy, aralkyl, aralkoxy, cycloalkyl, cycloalkenyl or cycloalkynyl; and any of the groups set forth for R⁸, R⁹ and R¹⁰
- 30 are unsubstituted or substituted with any substituents set forth for Z, which is hydrogen, halide, pseudohalide, alkyl, alkoxy, alkenyl, alkynyl, aryl, aryloxy, heterocyclyl, aralkyl, aralkoxy, cycloalkyl, cycloalkenyl, cycloalkynyl, OH, CN, C(O)R²¹, CO₂R²¹, SH, S(O)_nR²¹ in which n is 0-2, NHOH, NR²²R²¹, NO₂, N₃, OR²¹, R²²NCOR²¹ and CONR²²R²¹; R²² is selected from hydrogen, alkyl, alkenyl,

-37-

alkynyl, aryl, alkylaryl, heterocyclyl, aralkyl, alkoxy, aralkoxy, cycloalkyl, cycloalkenyl, cycloalkynyl, $C(O)R^{23}$ and $S(O)_nR^{23}$ in which n is 0-2; and R^{21} and R^{23} are independently selected from hydrogen, alkyl, alkenyl, alkynyl, aryl, alkylaryl, heterocyclyl, aralkyl, aralkoxy, cycloalkyl, cycloalkenyl or cycloalkynyl, with the proviso that if R^8 is $NR^{18}R^{19}$, OR^{18} , $R^{19}NCOR^{18}$ and $CONR^{19}R^{18}CO_2R^{18}$, $(CH_2)_rNH(CH=CH)_s(CH_2)_nR^{18}$, $(CH_2)_r(CH=CH)_sNH(CH_2)_nR^{18}$, $(CH_2)_rC(O)NH(CH_2)_nR^{18}$, $C(O)(CH_2)_rNH(CH_2)_nR^{18}$, $(CH_2)_rNH(CH_2)_nR^{18}$ or $(CH_2)_rR^{18}$ and R^{18} is an aryl group containing 5 or 6 members, then the aryl group has at least two substituents, and preferably one substituent at the 2-position relative to the linkage to the thienyl, furyl or pyrrolyl;

(ii) any two of R^8 , R^9 and R^{10} with the carbon to which each is attached form an aryl, aromatic ring, heteroaromatic ring, carbocyclic or heterocyclic ring, which is saturated or unsaturated, containing from about 3 to about 16 members, preferably 3 to about 10 members, more preferably 5 to 7 members that is substituted with one or more substituents, each substituent is independently selected from Z; the other of R^8 , R^9 and R^{10} is selected as in (i); and the heteroatoms are NR^{11} , O, or S, with the proviso that Ar^2 is not 5-halo-3-loweralkylbenzo[b]thienyl, 5-halo-3-loweralkylbenzo[b]furyl, 5-halo-3-loweralkylbenzo[b]pyrrolyl.

In the embodiments provided herein, the alkyl, alkynyl and alkenyl portions of each listed substituent are straight or branched chains, acyclic or cyclic, and preferably have from about 1 up to about 10 carbons; in more preferred embodiments they have from 1-6 carbons. The aryl, alicyclic, aromatic rings and heterocyclic groups can have from 3 to 16, generally, 3-7, more often 5-7 members in the rings, and may be single or fused rings. The ring size and carbon chain length are selected up to an amount that the resulting molecule binds and retains activity as an endothelin antagonist or agonist, such that the resulting compound inhibits binding by 50%, compared to binding in the absence of the sulfonamide, of an endothelin peptide to an endothelin receptor at a concentration of less than about 100 μM .

In preferred embodiments of interest herein, R^9 and R^{10} are hydrogen, halide or methyl, more preferably hydrogen or halide, and R^8 is selected from

-38-

CO_2R^{18} , $(\text{CH}_2)_r\text{C}(\text{O})(\text{CH}_2)_n\text{R}^{18}$, $(\text{CH}_2)_r(\text{CH}=\text{CH})_s(\text{CH}_2)_n\text{R}^{18}$, $\text{C}=\text{N}(\text{OH})(\text{CH}_2)_r\text{R}^{18}$,
 $(\text{CH}_2)_r\text{C}(\text{O})(\text{CH}=\text{CH})_s(\text{CH}_2)_n\text{R}^{18}$, $(\text{CH}_2)_r(\text{CH}=\text{CH})_s\text{C}(\text{O})(\text{CH}_2)_n\text{R}^{18}$,
 $(\text{CH}_2)_r\text{NH}(\text{CH}=\text{CH})_s(\text{CH}_2)_n\text{R}^{18}$, $(\text{CH}_2)_r(\text{CH}=\text{CH})_s\text{NH}(\text{CH}_2)_n\text{R}^{18}$,
 $(\text{CH}_2)_r\text{C}(\text{O})\text{NH}(\text{CH}_2)_n\text{R}^{18}$, $\text{C}(\text{O})(\text{CH}_2)_r\text{NH}(\text{CH}_2)_n\text{R}^{18}$, $(\text{CH}_2)_r\text{NH}(\text{CH}_2)_n\text{R}^{18}$, $(\text{CH}_2)_r\text{R}^{18}$,
5 with the proviso that if R^8 is CO_2R^{18} , $(\text{CH}_2)_r\text{C}(\text{O})\text{NH}(\text{CH}_2)_n\text{R}^{18}$,
 $\text{C}(\text{O})(\text{CH}_2)_r\text{NH}(\text{CH}_2)_n\text{R}^{18}$, $(\text{CH}_2)_r\text{C}(\text{O})\text{NH}(\text{CH}_2)_n\text{R}^{18}$ or $(\text{CH}_2)_r\text{R}^{18}$ and R^{18} is phenyl,
the phenyl group is substituted at least two positions, and preferably, at least
one of those positions is ortho.

10 In the preferred compounds, R^{18} is aryl or heteroaryl, preferably having 5
or 6 members in the ring, more preferably phenyl or pyrimidinyl, most preferably
phenyl.

15 In the most preferred compounds herein, R^{18} is phenyl, which is
substituted at more than one position, and most preferably at least one
substituent is at the ortho position, R^9 and R^{10} are each hydrogen, halide or
loweralkyl, preferably hydrogen, and R^8 is $\text{C}(\text{O})\text{NHR}^{18}$, $\text{C}(\text{O})\text{CH}_2\text{R}^{18}$, $(\text{CH}_2)\text{R}^{18}$,
with the proviso that if R^8 is $\text{C}(\text{O})\text{NHR}^{18}$, then the phenyl group must have at
least two substituents, preferably one of the substituents is in the ortho
position.

20 In other preferred embodiments, Ar^2 is a benzo[b]thienyl, benzo[b]furyl,
or indolyl (benzo[b]pyrrolyl), with the proviso that the benzene ring is
substituted and the substituents are other than 5 halo, 3-loweralkyl. Preferred
substituents on the benzene ring, include, but are not limited to, one or more
selected from alkylenedioxy, particularly methylenedioxy, preferably 3,4-
methylenedioxy, ethylenedioxy, aryl, particularly phenyl, dimethylamino,
25 diethylamino, benzyl, alkoxy, particularly lower alkoxy, such as methoxy and
ethoxy, halide, and alkyl, preferably loweralkyl.

30 In the preferred compounds herein, R^2 is preferably, selected from among
alkyl, lower alkenyl, lower alkynyl, lower haloalkyl or H; and R^1 is halide or
loweralkyl, and more preferably, R^1 is bromide or chloride, methyl or ethyl. In
the most active compounds provided herein, as evidenced by in vitro binding
assays, R^1 is bromide or chloride. For use in vivo R^1 is preferably chloride.

-39-

In most preferred embodiments herein, the formulations contain sodium salts of the above compounds in which R⁸ is a phenylacetyl. Of the compounds described herein, those that inhibit or increase an endothelin-mediated activity by about 50% at concentrations of less than about 10 μ M are preferred. More preferred are those that inhibit or increase an endothelin-mediated activity by about 50% at concentrations of less than about 1 μ M, more preferably less than about 0.1 μ M, even more preferably less than about 0.01 μ M, and most preferably less than about 0.001 μ M. It is noted that, as described below, the IC₅₀ concentration determined in the in vitro assays is a non-linear function of incubation temperature. The preferred values recited herein refer to the assays that are performed at 4° C. When the assays are performed at 24° C, somewhat higher (see, Table 1) IC₅₀ concentrations are observed. Accordingly, the preferred IC₅₀ concentrations are about 10-fold higher.

Also among the most preferred compounds for use in methods provided herein, are those that are ET_A selective, i.e., they interact with ET_A receptors at substantially lower concentrations (at an IC₅₀ at least about 10-fold lower, preferably 100-fold lower) than they interact with ET_B receptors. In particular, compounds that interact with ET_A with an IC₅₀ of less than about 10 μ M, preferably less than 1 μ M, more preferably less than 0.1 μ M, but with ET_B with an IC₅₀ of greater than about 10 μ M or compounds that interact with ET_B with an IC₅₀ of less than about 10 μ M, preferably less than 1 μ M, more preferably less than 0.1 μ M, but with ET_A with an IC₅₀ of greater than about 10 μ M are preferred.

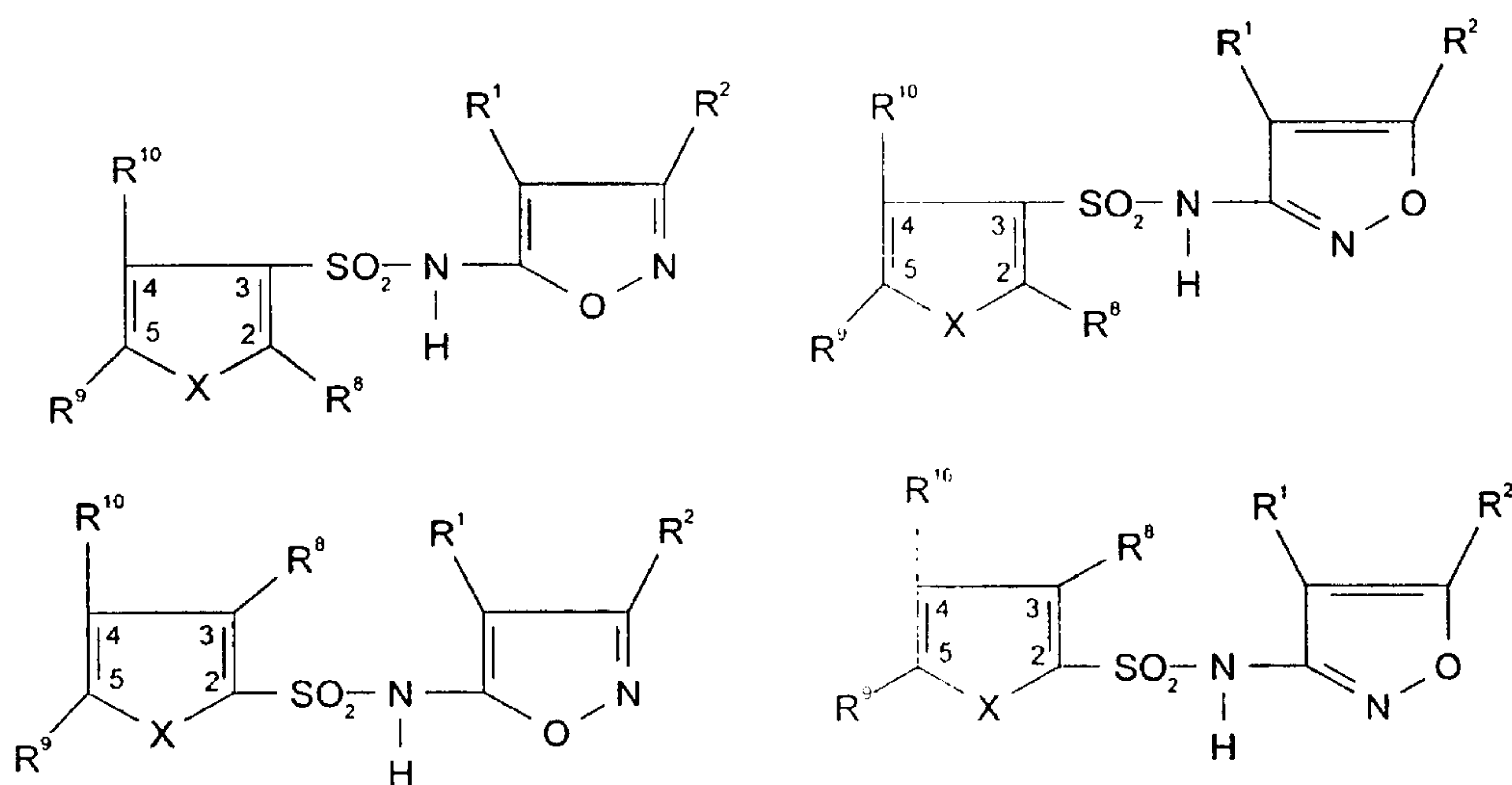
Preferred compounds also include compounds that are ET_B receptor selective or that bind to ET_B receptors with an IC₅₀ of less than about 1 μ M. ET_B selective compounds interact with ET_B receptors at IC₅₀ concentrations that are at least about 10-fold lower than the concentrations at which they interact with ET_A receptors. In these compounds, R² is selected from among alkyl, lower alkenyl, lower alkynyl, lower haloalkyl, halide or H; and R¹ is halide or loweralkyl, and in preferred embodiments, R¹ is bromide or chloride, preferably chloride; R⁹ and R¹⁰ are selected independently from hydrogen, loweralkyl, preferably methyl or ethyl, or halide, and R⁸, which is the substituent at the 5-

-40-

position (see, e.g., formulae III and IV), is aryl or a heterocycle, particularly phenyl and isoxazolyl, which are unsubstituted or substituted with Z, which is preferably loweralkyl or halide.

- 5 1. **Ar² is a thiophene, pyrrole, furan, benzo[b]thiophene, indolyl (benzo[b]pyrrole), or benzo[b]furan**

Among the sulfonamide salts provided herein are salts of compounds represented by the formula V:



in which R¹ and R² are either (i), (ii) or (iii) as follows:

- (i) R¹ and R² are each independently selected from H, NH₂, NO₂,
 10 halide, pseudohalide, alkyl, alkenyl, alkynyl, aryl, arylalkyl, heteroaryl, alkoxy, alkylamino, alkylthio, haloalkoxy, haloalkyl, alkylsulfinyl, alkylsulfonyl, aryloxy, arylamino, arylthio, arylsulfinyl, arylsulfonyl, aminocarbonyl, arylaminocarbonyl, haloalkyl, haloaryl, alkoxycarbonyl, alkylcarbonyl, arylcarbonyl, formyl, substituted or unsubstituted amido, substituted or unsubstituted ureido, in
 15 which the alkyl, alkenyl and alkynyl portions are either straight or branched chains that contain from 1 up to about 10 carbon atoms, and the aryl portions contain from about 4 to about 14 carbons, except the R² is not halide, pseudohalide or higher alkyl; or,
 (ii) R¹ and R² together form -(CH₂)_n, where n is 3 to 6; or,
 20 (iii) R¹ and R² together form 1,3-butadienyl; and

-41-

- X is S, O or NR¹¹ in which R¹¹ contains up to about 30 carbon atoms, preferably 1 to 10, more preferably 1 to 6 and is selected from hydrogen, alkyl, alkenyl, alkynyl, aryl, alkylaryl, heterocyclyl, aralkyl, aralkoxy, cycloalkyl, cycloalkenyl, cycloalkynyl, C(O)R¹⁵ and S(O)_nR¹⁵ in which n is 0-2; R¹⁵ is
- 5 hydrogen, alkyl, alkenyl, alkynyl, aryl, alkylaryl, heterocyclyl, aralkyl, aralkoxy, cycloalkyl, cycloalkenyl, cycloalkynyl; R¹¹ and R¹⁵ are unsubstituted or are substituted with one or more substituents each selected independently from Z, which is hydrogen, halide, pseudohalide, alkyl, alkoxy, alkenyl, alkynyl, aryl, heterocyclyl, aralkyl, aralkoxy, cycloalkyl, cycloalkenyl, cycloalkynyl, OH, CN,
- 10 C(O)R¹⁶, CO₂R¹⁶, SH, S(O)_nR¹⁶ in which n is 0-2, NHOH, NR¹²R¹⁶, NO₂, N₃, OR¹⁶, R¹²NCOR¹⁶ and CONR¹²R¹⁶; R¹⁶ is hydrogen, alkyl, alkenyl, alkynyl, aryl, alkylaryl, heterocyclyl, aralkyl, aralkoxy, cycloalkyl, cycloalkenyl or cycloalkynyl; R¹², which is selected independently from R¹¹ and Z, is selected from hydrogen, alkyl, alkenyl, alkynyl, aryl, alkylaryl, heterocyclyl, aralkyl, aralkoxy, cycloalkyl,
- 15 cycloalkenyl, cycloalkynyl, C(O)R¹⁷ and S(O)_nR¹⁷ in which n is 0-2; and R¹⁷ is hydrogen, alkyl, alkenyl, alkynyl, aryl, alkylaryl, heterocyclyl, aralkyl, aralkoxy, cycloalkyl, cycloalkenyl or cycloalkynyl; each of R¹¹, R¹², R¹⁵ and R¹⁶ may be further substituted with the any of the groups set forth for Z, and R¹¹ is preferably hydrogen, aryl, such as phenyl or alkyl phenyl, loweralkyl; and
- 20 R⁸, R⁹ and R¹⁰, which each contain hydrogen or up to about 50 carbon atoms, generally up to about 30, more generally 20 or fewer, are each independently selected as described above, and more preferably from (i) or (ii) as follows:
- (i) R⁹ and R¹⁰ are selected from hydrogen, halide, pseudohalide, alkyl, alkoxy, alkenyl, alkynyl, aryl, aryloxy, heterocyclyl, aralkyl, aralkoxy, cycloalkyl, cycloalkenyl, cycloalkynyl, OH, CN, C(O)R¹⁸, (OAC)CH=CHR¹⁸, CO₂R¹⁸, SH, (CH₂)_rC(O)(CH₂)_nR¹⁸, (CH₂)_r(CH=CH)_s(CH₂)_nR¹⁸, (CH₂)_rC(O)(CH=CH)_s(CH₂)_nR¹⁸, (CH₂)_r(CH=CH)_sC(O)(CH₂)_nR¹⁸, (CH₂)_rNH(CH=CH)_s(CH₂)_nR¹⁸, C=N(OH)(CH₂)_rR¹⁸, (CH₂)_r(CH=CH)_sNH(CH₂)_nR¹⁸, (CH₂)_rC(O)NH(CH₂)_nR¹⁸, C(O)(CH₂)_rNH(CH₂)_nR¹⁸, (CH₂)_rNH(CH₂)_nR¹⁸, (CH₂)_rR¹⁸,
- 25 S(O)_mR¹⁸ in which m is 0-2, s, n and r are each independently 0 to 6, preferably 0-3, HNOH, NR¹⁸R¹⁹, NO₂, N₃, OR¹⁸, R¹⁹NCOR¹⁸ and CONR¹⁹R¹⁸, in which R¹⁹ is selected from hydrogen, alkyl, alkenyl, alkynyl, aryl, alkylaryl, alkoxy, aryloxy,
- 30

-42-

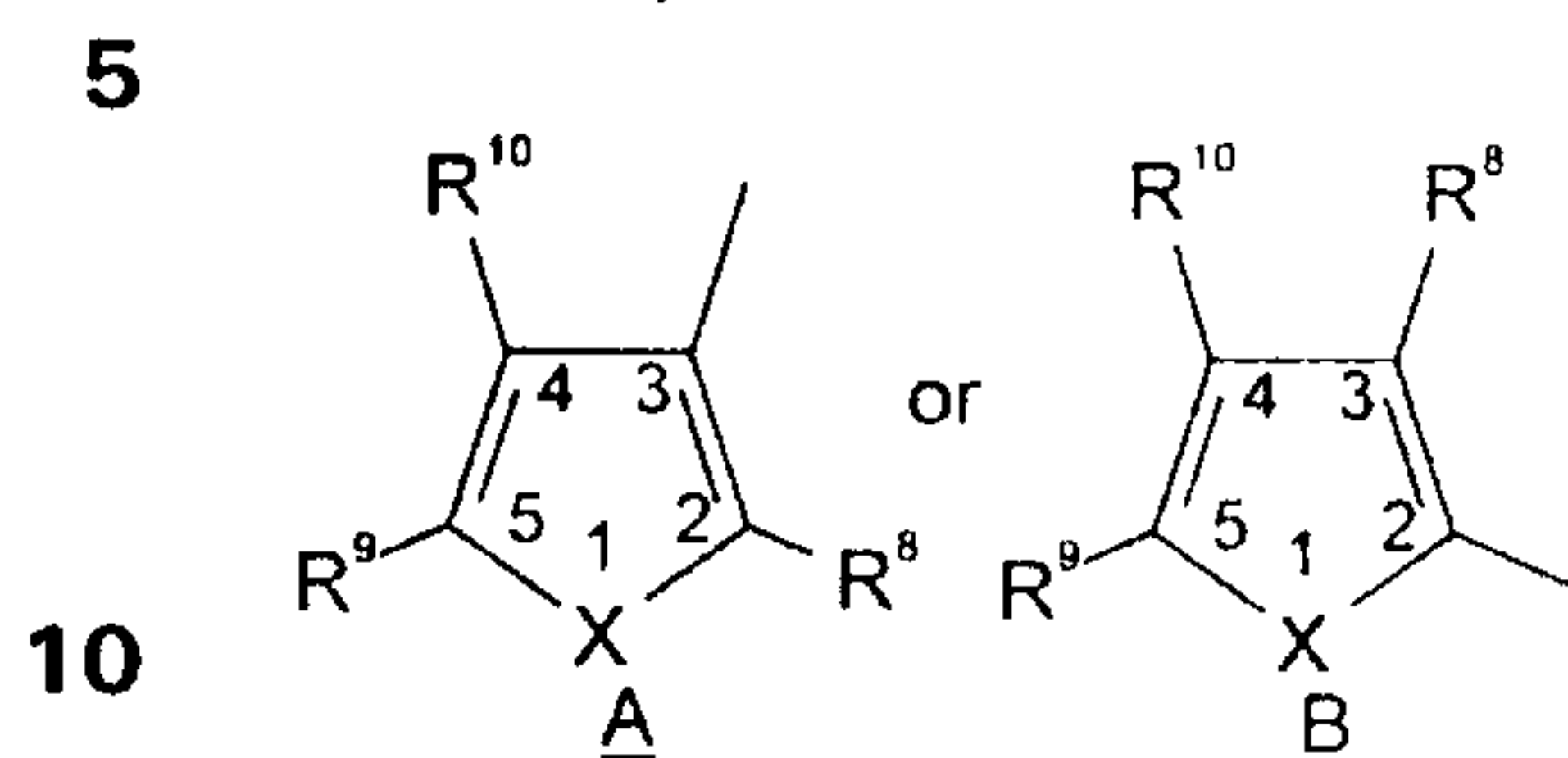
heterocyclyl, aralkyl, aralkoxy, cycloalkyl, cycloalkenyl, cycloalkynyl, $C(O)R^{20}$, $S(O)_nR^{20}$ in which n is 0-2; and R^{18} and R^{20} are independently selected from hydrogen, alkyl, alkenyl, alkynyl, aryl, heteroaryl, alkylaryl, heterocyclyl, alkoxy, aryloxy, aralkyl, aralkoxy, cycloalkyl, cycloalkenyl or cycloalkynyl;

- 5** R^8 is selected from $C(O)R^{18}$, $(OAC)CH=CHR^{18}$, CO_2R^{18} , $(CH_2)_rC(O)(CH_2)_nR^{18}$, $(CH_2)_r(CH=CH)_s(CH_2)_nR^{18}$, $(CH_2)_rC(O)(CH=CH)_s(CH_2)_nR^{18}$, $(CH_2)_r(CH=CH)_sC(O)(CH_2)_nR^{18}$, $(CH_2)_rNH(CH=CH)_s(CH_2)_nR^{18}$, $C=N(OH)(CH_2)_rR^{18}$, $(CH_2)_r(CH=CH)_sNH(CH_2)_nR^{18}$, $(CH_2)_rC(O)NH(CH_2)_nR^{18}$, $C(O)(CH_2)_rNH(CH_2)_nR^{18}$, $(CH_2)_rNH(CH_2)_nR^{18}$, $(CH_2)_rR^{18}$, in which m is 0-2, s , n and r are each
- 10** independently 0 to 6, preferably 0-3, in which R^{18} is aryl, preferably phenyl, with the proviso that, if R^8 is $(CH_2)_rC(O)NH(CH_2)_nR^{18}$, $C(O)(CH_2)_rNH(CH_2)_nR^{18}$, $(CH_2)_rNH(CH_2)_nR^{18}$, $(CH_2)_rR^{18}$, particularly if r is 0 and/or n is 0, and R^{18} is aryl, particularly phenyl, then R^{18} must have two or more substituents, with preferably at least one ortho substituent;
- 15** where any of the groups set forth for R^8 , R^9 and R^{10} are unsubstituted or substituted with any substituents set forth for Z , which is hydrogen, halide, pseudohalide, alkyl, alkoxy, alkenyl, alkynyl, aryl, aryloxy, heterocyclyl, aralkyl, aralkoxy, cycloalkyl, cycloalkenyl, cycloalkynyl, OH, CN, $C(O)R^{21}$, CO_2R^{21} , SH, $S(O)_nR^{21}$ in which n is 0-2, NHOH, $NR^{22}R^{21}$, NO_2 , N_3 , OR^{21} , $R^{22}NCOR^{21}$ and
- 20** $CONR^{22}R^{21}$; R^{22} is selected from hydrogen, alkyl, alkenyl, alkynyl, aryl, alkylaryl, heterocyclyl, aralkyl, alkoxy, aralkoxy, cycloalkyl, cycloalkenyl, cycloalkynyl, $C(O)R^{23}$ and $S(O)_nR^{23}$ in which n is 0-2; and R^{21} and R^{23} are independently selected from hydrogen, alkyl, alkenyl, alkynyl, aryl, alkylaryl, heterocyclyl, aralkyl, aralkoxy, cycloalkyl, cycloalkenyl or cycloalkynyl; or
- 25** (ii) any two of R^8 , R^9 and R^{10} form an aryl, aromatic ring, heteroaromatic ring, carbocyclic or heterocyclic ring, which is saturated or unsaturated, containing from about 3 to about 16 members, preferably 3 to about 10 members, more preferably 5 to 7 members that is substituted with one or more substituents, each substituent being independently selected from Z ;
- 30** the other of R^8 , R^9 and R^{10} is selected as from the groups set forth for R^9 and R^{10} in (i); and the heteroatoms are NR^{11} , O, or S, with the proviso that Ar^2 is not

-43-

5-halo-3-loweralkylbenzo[b]thienyl, 5-halo-3-loweralkylbenzo[b]furyl, 5-halo-3-loweralkylbenzo[b]pyrrolyl.

In these embodiments, Ar² is, thus, represented by the formulae (IVA and IVB):



that can be substituted at any or all positions or is an analog of compounds of formula (IV) in which the substituents form fused aromatic, aliphatic or heterocyclic rings; and in which X is NR¹¹, O, or S, and R¹¹, which is hydrogen or contains up to about 30 carbon atoms, preferably 1 to 10, more preferably 1 to 6, and is selected as defined above. R⁸, R⁹, R¹⁰ are selected as described above.

In the embodiments provided herein, when R⁸, R⁹ and R¹⁰ are selected as in (i), above, R⁸ is preferably selected from among (CH₂)_rC(O)(CH₂)_nR¹⁸, (CH₂)_rNH(CH₂)_nR¹⁸, (CH₂)_rNH(CH₂)_nR¹⁸, (CH₂)_r(CH=CH)_s(CH₂)_nR¹⁸, (CH₂)_rC(O)(CH=CH)_s(CH₂)_nR¹⁸, (CH₂)_r(CH=CH)_sC(O)(CH₂)_nR¹⁸, (CH₂)_r(CH=CH)_sNH(CH₂)_nR¹⁸, C=N(OH)(CH₂)_rR¹⁸, (CH₂)_rC(O)NH(CH₂)_nR¹⁸, C(O)(CH₂)_rNH(CH₂)_nR¹⁸, (CH₂)_rNH(CH=CH)_s(CH₂)_nR¹⁸, (CH₂)_rC(O)NH(CH₂)_nR¹⁸, (CH₂)_rNH(CH₂)_nR¹⁸, (CH₂)_rR¹⁸, with the proviso that if R⁸ is (CH₂)_rC(O)NH(CH₂)_nR¹⁸, (CH₂)_rC(O)NH(CH₂)_nR¹⁸, or (CH₂)_rR¹⁸, and R¹⁸ is phenyl, the phenyl group is substituted at least two positions, and preferably, at least one of those positions is ortho.

In preferred of these compounds, R¹⁸ is aryl or heteroaryl, preferably having 5 or 6 members in the ring, more preferably phenyl or pyrimidinyl, most preferably phenyl. R⁹ and R¹⁰ are preferably hydrogen, halide, loweralkyl, or halo loweralkyl

The more preferred compounds provided herein are compounds in which the alkyl, alkynyl and alkenyl portions are straight or branched chains, acyclic or cyclic, and have from about 1 up to about 10 carbons; in certain of the more

-44-

preferred embodiments they have from 1-6 carbons, and they can have fewer than 6 carbons. The aryl, homocyclic and heterocyclic groups can have from 3 to 16, generally, 3-7, more often 5-7 members in the rings, and may be single or fused rings. The ring size and carbon chain length are selected such that the

5 resulting molecule exhibits activity as an endothelin antagonist or agonist as evidenced by in vitro or in vivo tests, particularly the tests exemplified herein.

In any of the above preferred embodiments: R^1 and R^2 are preferably selected independently from alkyl, lower alkenyl, lower alkynyl, lower haloalkyl, halide, pseudohalide and H, except that R^2 is not halide or pseudohalide, and in

10 preferred embodiments is also not higher alkyl.

In preferred embodiments: X is S, O, NR^{11} in which R^{11} is aryl, hydrogen, or loweralkyl, preferably, a substituted or unsubstituted aryl, particularly phenyl, preferably unsubstituted or substituted with loweralkyl or halogen hydrogen or loweralkyl; R^1 is hydrogen, halide, pseudohalide, loweralkyl or lower haloalkyl,

15 most preferably halide; R^2 is hydrogen, loweralkyl or lower haloalkyl.

The aryl groups are unsubstituted or is substituted with groups such as alkyl, alkoxy, alkoxyalkyl, halogen, alkylendioxy, particularly methylenedioxy, amino, nitro and other such groups. The alkyl substituents are preferably loweralkyl, more preferably containing 1-3 carbons.

20 In more preferred embodiments, two of R^9 and R^{10} are hydrogen, halide or loweralkyl and R^8 is $C(O)NHR^{18}$ or $C(O)CH_2R^{18}$ in which R^{18} is a phenyl group that is substituted at least two positions, most preferably at least one substituent at the ortho position and also 3,4 or 4,5 alkylendioxy substituents.

In more preferred of these embodiments X is S.

25 In all embodiments, R^1 is preferably halide, H, CH_3 or C_2H_5 , and R^2 is H, CH_3 , C_2H_5 , C_2F_5 or CF_3 . In yet more preferred embodiments, R^1 preferably Br, Cl or CH_3 ; R^2 is H, CH_3 , C_2H_5 , or CF_3 .

In other embodiments two of R^8 , R^9 and R^{10} form a ring so that Ar^2 is benzo[b]thienyl, benzo[b]furyl, or indolyl, with the proviso that there is one or

30 more substituents and they are other than 5-halo and 3-loweralkyl, and the other of R^8 , R^9 and R^{10} is selected from aryl, $(CH_2)_nR^{18}$, $C(O)R^{18}$, CO_2R^{18} , $NR^{18}R^{19}$, SH, $S(O)_nR^{18}$ in which n is 0-2, HNOH, NO_2 , N_3 , OR^{18} , $R^{19}NCOR^{18}$ and

-45-

CONR¹⁹R¹⁸. Ar² may be further substituted with any of the groups set forth for R⁸, R⁹ and R¹⁰, and are preferably selected from among alkyl, alkoxy, alkoxyalkyl, aryl, alkylaryl, aminoalkyl, arylamino, aryl-substituted amino, and NR¹¹.

- 5 In embodiments in which ET_B antagonists are desired, it is preferred that R⁸ and R¹⁰ are H or loweralkyl and R⁹ includes heterocyclic or aromatic ring of preferably from 3 to 14, more preferably, 5 to 7, members in the ring. In particular, if X is S, R⁸ and R¹⁰ are H or loweralkyl, and R⁹, includes an aryl group, particularly a substituted phenyl, such as a 2-loweralkyl substituent. The
- 10 aryl portion is substituted with groups such as alkyl, alkoxy, alkoxyalkyl, halogen, alkylenedioxy, particularly methylenedioxy, amino, nitro and other such groups. The alkyl substituents are preferably loweralkyl, more preferably containing 1-3 carbons.

- If X is NR¹¹, then R¹¹ is aryl, particularly unsubstituted phenyl or
- 15 substituted phenyl, such as isopropylphenyl.

Other preferred compounds, which are ET_B active, are those in which Ar² has formula IVB in which R⁹ is aryl or Z-substituted aryl, particularly phenyl, and Z is loweralkyl or loweralkoxy.

- In all embodiments of all of the compounds herein R¹ is preferably halide
- 20 or loweralkyl, most preferably Br, and the compounds are, with reference to formulae IV, 2- or 3-sulfonamides, particularly thiophene sulfonamides. In certain embodiments provided herein, Ar² is a benzo[b]thienyl, benzo[b]furyl or indolyl (benzo[b]pyrrolyl) group and the compounds provided herein are preferably benzo[b]thienyl-, benzo[b]furyl- or indolylsulfonamides. Benzo[b]thienyl,
- 25 benzo[b]furyl and indolyl 2- or 3-sulfonamides are among the compounds preferred herein. The benzo[b]thienyl, benzo[b]furyl and indolyl 2- or 3-sulfonamides provided herein are selected with the proviso that the benzene group has at least one substituent and that substituent is other than 5-halo and 3-loweralkyl.

- 30 Compounds of particular interest include salts, particularly sodium salts, of formula III in which Ar² is a phenyl-, benzothienyl, benzofuryl or indolyl [benzopyrrolyl] group or in which Ar² is a substituted phenylaminocarbonyl-

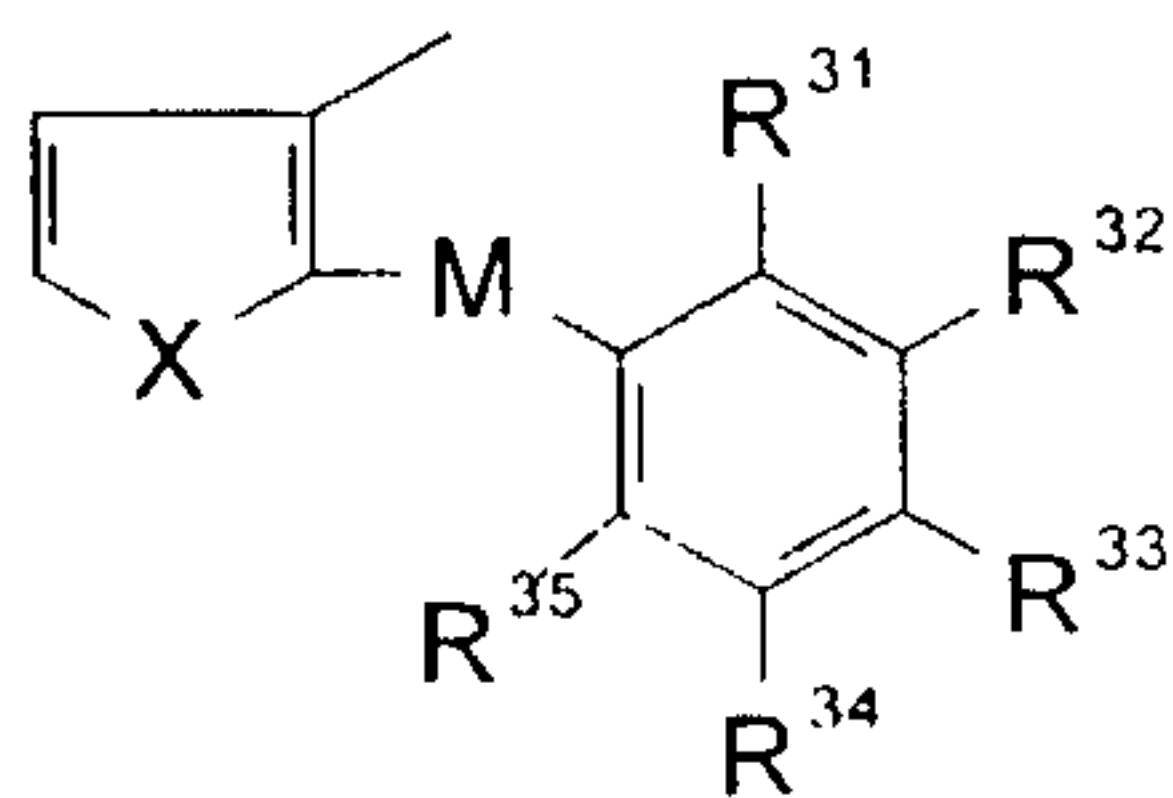
-46-

thienyl, substituted phenylaminocarbonylfuryl, substituted aminocarbonylpyrrolyl group in which there are at least two substituents or Ar² is phenylacetylthienyl, phenylacetylfuryl, or phenylacetylpyrrolyl, or is an acetoxystyrylthienyl, acetoxystyrylfuryl or acetoxystyrylpyrrolyl group.

- 5 The most preferred compounds provided herein are the salts of the compounds that have an IC₅₀ for ET_A receptors in the assays exemplified herein less than 0.1 μM, more preferably less than 0.01 μM, and more preferably less than 0.001 (see, e.g., Table 1 for representative experimental results), when measured at 4° C, as described in the Examples. When measured at 24° C, the
- 10 IC₅₀ concentrations are somewhat higher (2- to 10-fold; see, Table 1 for some comparative values).

Among the preferred compounds of interest herein are the salts of those in which Ar² has formula VI:

15



20

in which M is (CH₂)_mC(O)(CH₂)_r, (CH₂)_mC(O)NH(CH₂)_r, (CH₂)_m(CH=CH)(CH₂)_r, (CH₂)_mC(O)(CH₂)_sNH(CH₂)_r, (CH₂)_m(CH=CH)(CH₂)_r, C=N(OH)(CH₂)_r, (CH₂)_mC(O)(CH=CH)_sNH(CH₂)_r, CH(OH)(CH₂)_r, CH(CH₃)C(O)(CH₂)_r,

- 25 CH(CH₃)C(O)(CH₂)_m(CH=CH)(CH₂)_r, (CH₂)_r, (CH₂)_rO, C(O)O, in which m, s and r are each independently 0 to 6, preferably 0 to 3, more preferably M is (CH₂)_mC(O)(CH₂)_r, (CH₂)_mC(O)NH(CH₂)_r, (CH₂)_m(CH=CH)(CH₂)_r, (CH₂)_mC(O)(CH₂)_sNH(CH₂)_r, (CH₂)_m(CH=CH)(CH₂)_r, C=N(OH)(CH₂)_r, CH(OH)(CH₂)_r, (CH₂)_r, (CH₂)_rO, C(O)O;

- 30 R³¹, R³², R³³, R³⁴ and R³⁵ are each independently selected from (i) or (ii) as follows:

- (i) R³¹, R³², R³³, R³⁴ and R³⁵ are each independently selected from among H, OH, NHR³⁸, CONR³⁸R³⁹, NO₂, cyano, halide, pseudohalide, alkyl, alkenyl, alkynyl, aryl, arylalkyl, heteroaryl, alkoxy, alkylamino, alkylthio,
- 35 haloalkyl, alkylsulfinyl, alkylsulfonyl, alkoxy carbonyl, alkyl carbonyl, alkenylthio,

-47-

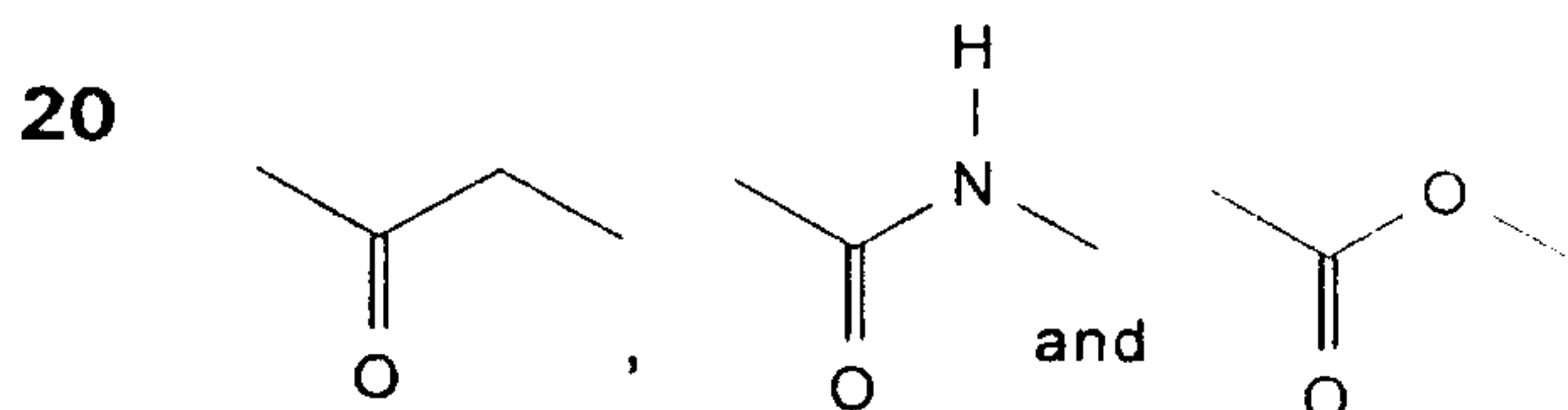
alkenylamino, alkenyloxy, alkenyl sulfinyl, alkenylsulfonyl, alkoxy carbonyl, arylaminocarbonyl, alkylaminocarbonyl, aminocarbonyl, (alkylaminocarbonyl)alkyl, carboxyl, carboxyalkyl, carboxyalkenyl, alkylsulfonylamino-alkyl, cyanoalkyl, acetyl, acetoxyalkyl, hydroxyalkyl, alkyoxyalkoxy,

5 hydroxyalkyl, (acetoxy)alkoxy, (hydroxy)alkoxy and formyl; or

(ii) at least two of R^{31} , R^{32} , R^{33} , R^{34} and R^{35} , which substitute adjacent carbons on the ring, together form alkylenedioxy, alkylenethioxyoxy or alkylenedithioxy (i.e. $-O-(CH_2)_n-O-$, $-S-(CH_2)_n-O-$, $-S-(CH_2)_n-S-$, where n is 1 to 4, preferably 1 or 2,) which is unsubstituted or substituted by replacing one or more hydrogens with halide, loweralkyl, loweralkoxy or halo loweralkyl, and the others of R^{31} , R^{32} , R^{33} , R^{34} and R^{35} are selected as in (i); and

R^{38} and R^{39} are each independently selected from hydrogen, alkyl, alkenyl, alkynyl, aryl, haloalkyl alkylaryl, heterocyclyl, arylalkyl, arylalkoxy, alkoxy, aryloxy, cycloalkyl, cycloalkenyl and cycloalkynyl, and is preferably hydrogen, loweralkyl, loweralkoxy and lowerhaloalkyl, with the proviso that when M is $(CH_2)_mC(O)NH(CH_2)_r$, then at least two of R^{31} , R^{32} , R^{33} , R^{34} and R^{35} are not hydrogen.

M is most preferably selected from



25

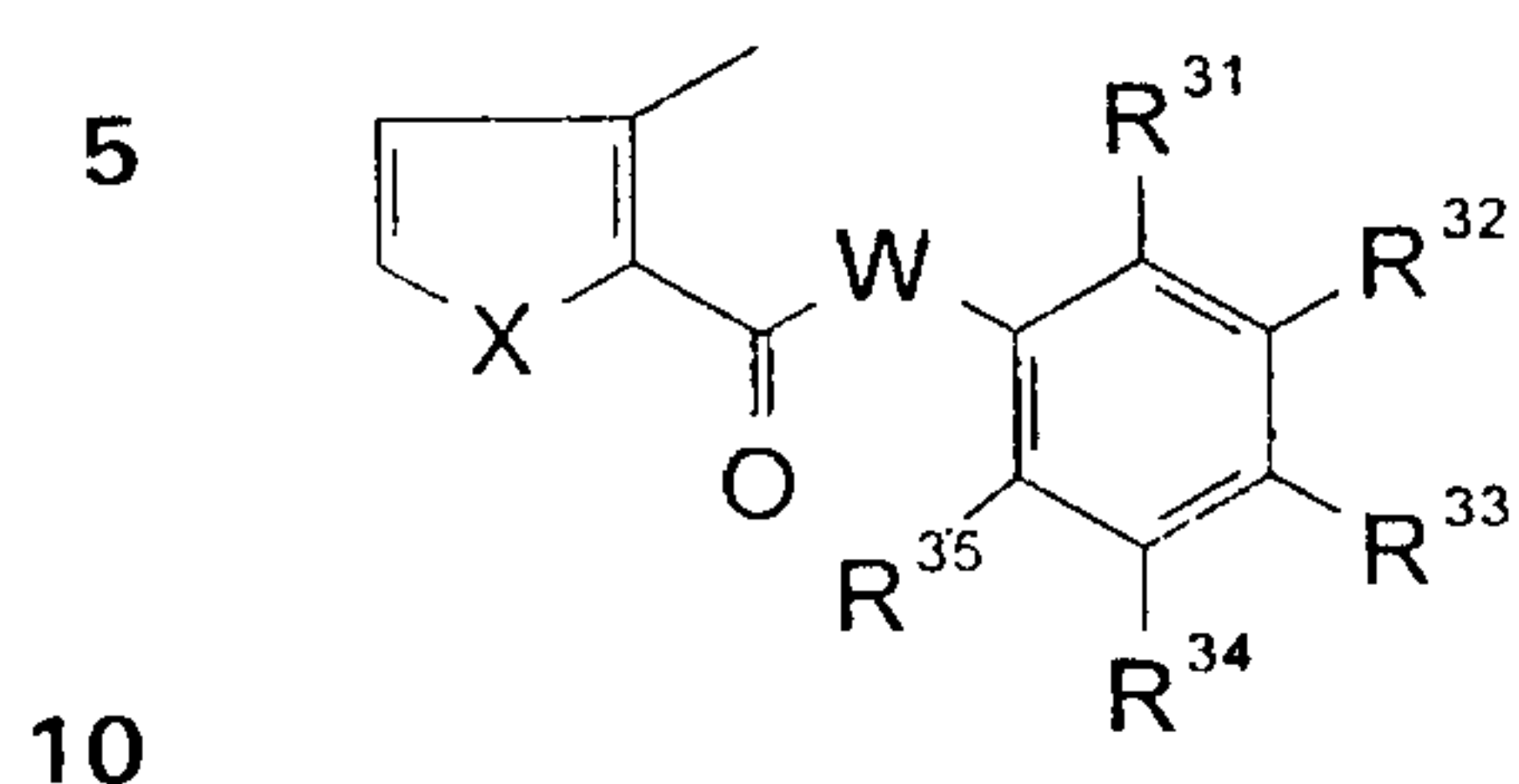
In general, however, in all of these compounds in which Ar^2 has formula V or VI or in which R^8 includes an aryl group, regardless of the selection of M , it is preferred that the aryl substituent have more than one substituent or at least one substituent in the ortho position. Aryl is preferably phenyl that is preferably substituted at the ortho position and, more preferably at least one additional position, particularly 4 and 6, or adjacent positions, such as 3,4 or 4,5 when the substituents are linked to form an alkylenedioxy (or analog thereof in which one or both oxygens is(are) replaced with S).

30

-48-

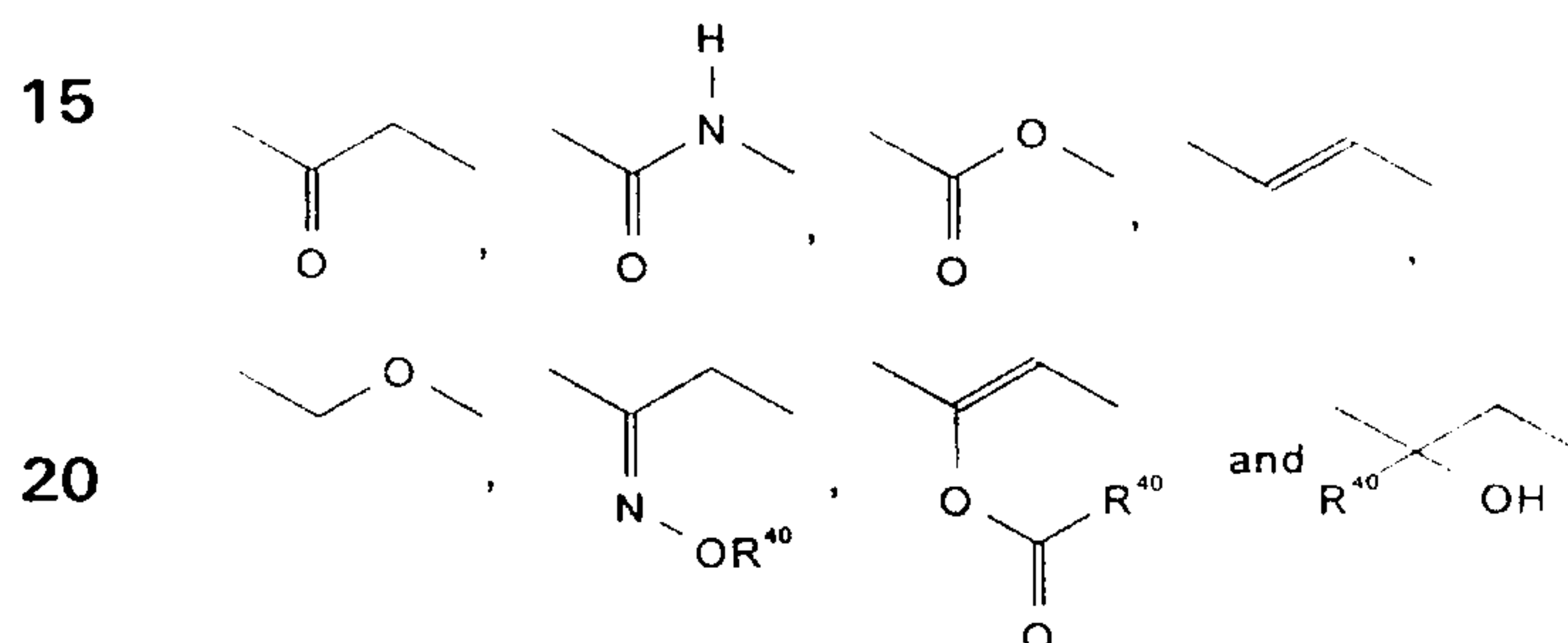
In all compounds, at least one of R^{31} and R^{35} is other than hydrogen.

In more preferred compounds, M is $C(O)CH_2$, $C(O)NH$, $-CH=CH-$, $CH_2CH_2C(O)(CH)_2$, $CH_2CHC(O)CH_2$, and most preferably has formula VII:



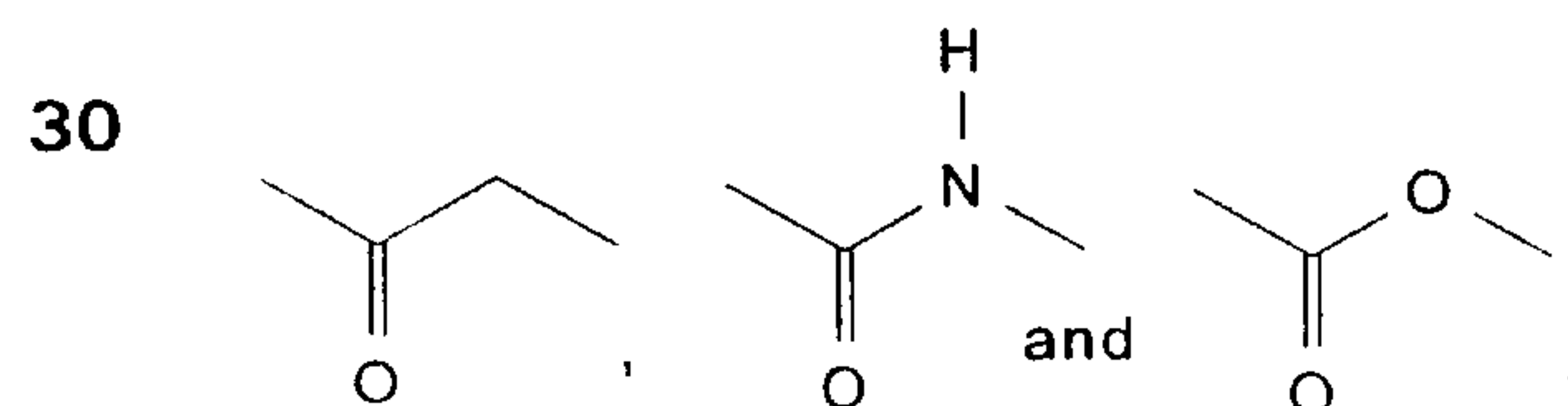
in which W is CH_2 or NH.

M is even more preferably selected from among:



in which R^{40} is preferably hydrogen, alkyl, alkoxy, alkoxyalkyl, haloalkyl, and
 25 more preferably loweralkyl, loweralkoxy, or halo loweralkyl, and is more preferably hydrogen or loweralkyl, particularly methyl or ethyl, and is most preferably hydrogen.

M is most preferably:



35

In preferred compounds R^{31} , R^{32} , R^{33} , R^{34} and R^{35} are selected from (i) or (ii):

(i) R^{31} , R^{32} , R^{33} , R^{34} and R^{35} are each independently selected from loweralkyl, haloloweralkyl, phenyl, alkoxy, loweralkylsulfonylaminoloweralkyl, cyanoloweralkyl, acetyl, loweralkoxycarbonyl, cyano, OH, acetoxyloweralkyl, hydroxy loweralkyl, acetoxyloweralkoxy or loweralkoxycarbonyl; or

40

-49-

(ii) R³² and R³³ or R³³ and R³⁴ form alkylendioxy, preferably methylenedioxy, and the others of R³¹, R³², R³³, R³⁴ and R³⁵ are selected as in (i).

In preferred embodiments, R³¹, R³³, R³⁵ are other than hydrogen and are preferably loweralkyl or lower alkoxy, or R³¹ or R³⁵ is other than hydrogen, preferably loweralkyl or lower alkoxy, and R³² and R³³ or R³³ and R³⁴ form methylenedioxy.

In all embodiments, preferred substituents also can be determined by reference to Table 1, which sets forth exemplary compounds. Preferred compounds are those of Table 1 that have the highest activities, and preferred substituents are those on the compounds with the highest activities.

TABLE 1

	COMPOUND	ET _A (μM) [*]	ET _B (μM) [*]
15	N-(4-bromo-3-methyl-5-isoxazolyl)-5-bromothiophene-2-sulfonamide	0.314	2.26
	N-(4-bromo-3-methyl-5-isoxazolyl)-5-(2'-thienyl)thiophene-2-sulfonamide	5.1	0.363
	N-(4-bromo-3-methyl-5-isoxazolyl)-3-phenoxythiophene-2-sulfonamide	0.103	3.46
20	N-(3,4-dimethyl-5-isoxazolyl)benzofuran-2-sulfonamide	5.22	38.4
	N-(3,4-dimethyl-5-isoxazolyl)furan-2-sulfonamide	3.13	--
	N-(4-bromo-3-methyl-5-isoxazolyl)-5-phenylfuran-2-sulfonamide	0.857	2.43
25	N-(4-bromo-3-methyl-5-isoxazolyl)furan-2-sulfonamide	0.75	88.1
	N-(4-bromo-3-methyl-5-isoxazolyl)-2,5-dimethylfuran-3-sulfonamide	0.46	36.5
30	N-(4-bromo-3-methyl-5-isoxazolyl)-5-(phenthio)furan-2-sulfonamide	5.0	7.0
	N-(4-Bromo-3-methyl-5-isoxazolyl)-1-(phenyl)pyrrole-2-sulfonamide	18.1	8.7
	N-(4-Bromo-3-methyl-5-isoxazolyl)-1-(4'-isopropylphenyl)pyrrole-2-sulfonamide	11.4	0.166

-50-

	COMPOUND	ET _A (μM)*	ET _B (μM)*
	N-(4-Bromo-3-methyl-5-isoxazolyl) 1-(4'-isopropylphenyl)pyrrole-3-sulfonamide	0.838	0.211
	(4-bromo-3-methyl-5-isoxazolyl)-1-(4'-biphenyl)pyrrole-2-sulfonamide	9.17	7.84
5	N-(4-bromo-3-methyl-5-isoxazolyl)2-thiophenesulfonamide	0.095 ± 0.07	27.7 ± 15.0
	N-(4-bromo-5-methyl-3-isoxazolyl)thiophene-2-sulfonamide	0.211	27.3
10	N-(4-bromo-3-methyl-5-isoxazolyl)thiophene-3-sulfonamide	0.135	23.4
	5-(3-isoxazolyl)-N-(3-methyl-5-isoxazolyl)-2-thiophenesulfonamide	5.6	6.7
	N-(4-Bromo-3-methyl-5-isoxazolyl)-5-(2-pyridyl)thiophene-2-sulfonamide	3.84	2.70
15	N-(4-Bromo-3-methyl-5-isoxazolyl)-4,5-dibromothiophene-2-sulfonamide	0.281	2.58
	N-(4-Bromo-3-methyl-5-isoxazolyl)-5-chloro-3-methylbenzo[b]thiophene-2-sulfonamide	0.96	1.63
20	N-(4-Bromo-3-methyl-5-isoxazolyl)-5-(4-chlorobenzamidomethyl)thiophene-2-sulfonamide	0.311	2.57
	N-(4-Bromo-3-methyl-5-isoxazolyl)-4-benzenesulfonylthiophene-2-sulfonamide	0.383	--
	4-bromo-5-chloro-N-(4-Bromo-3-methyl-5-isoxazolyl)-thiophene-2-sulfonamide	0.359	2.67
25	N-(4-Bromo-3-methyl-5-isoxazolyl)-2,5-dimethylthiophene-3-sulfonamide	0.0956	7.8
	N-(4-Bromo-3-methyl-5-isoxazolyl)-4,5-dichlorothiophene-2-sulfonamide	~0.45	~4.9
30	N-(4-Bromo-3-methyl-5-isoxazolyl)-4-bromo-2,5-dichlorothiophene-3-sulfonamide	~0.28	10.4
	N-(4-Bromo-3-methyl-5-isoxazolyl)-2,5-dichlorothiophene-3-sulfonamide	~0.39	2.62
	N-(4-Bromo-3-methyl-5-isoxazolyl)-5-{3-[1-methyl-5-(trifluoromethyl)pyrazolyl]}thiophene-2-sulfonamide	~6.7	~0.36
35	N-(4-Bromo-3-methyl-5-isoxazolyl)-5-benzenesulfonylthiophene-2-sulfonamide	0.570	0.333

-51-

	COMPOUND	ET _A (μM) [*]	ET _B (μM) [*]
	N-(4-bromo-3-methyl-5-isoxazolyl)-2-(carbomethoxy)thiophene-3-sulfonamide	0.0208	98.1
	N-(3,4-dimethyl-5-isoxazolyl-5-phenylthiophen-2-sulfonamide	2.55	1.29
5	N-(4-bromo-3-methyl-5-isoxazolyl)-2-(N-phenylaminocarbonyl)thiophene-3-sulfonamide	0.0054	18.8
	N-(4-bromo-5-methyl-3-isoxazolyl)-2-(N-phenylaminocarbonyl)thiophene-3-sulfonamide	--	--
10	N-(4-chloro-3-methyl-5-isoxazolyl)-2-(N-phenylaminocarbonyl)thiophene-3-sulfonamide	--	--
	N-(3,4-dimethyl-5-isoxazolyl)-2-(carboxyl)thiophene-3-sulfonamide	2.64	> ~ 100
	N-(4-chloro-3-methyl-5-isoxazolyl)-2-(carbomethoxy)thiophene-3-sulfonamide		
15	N-(3,4-dimethyl-5-isoxazolyl)-2-(N-phenylaminocarbonyl)thiophene-3-sulfonamide	0.0182	~ 170
	N-(3,4-dimethyl-5-isoxazolyl)-2-(carbomethoxy)thiophene-3-sulfonamide	0.367	--
20	N-(4-Bromo-3-methyl-5-isoxazolyl)-2-(carboxyl)thiophene-3-sulfonamide	~0.6	~67
	N-(4-Bromo-3-methyl-5-isoxazolyl)-2-[N-(4-methoxyphenyl)aminocarbonyl]thiophene-3-sulfonamide	0.002	2.12
25	N-(4-Bromo-3-methyl-5-isoxazolyl)-2-[N-(3-methoxyphenyl)aminocarbonyl]thiophene-3-sulfonamide	0.003	5.86
	N-(4-Bromo-3-methyl-5-isoxazolyl)-2-[N-(2-methoxyphenyl)aminocarbonyl]thiophene-3-sulfonamide	0.0116	13.2
30	N-(4-Bromo-3-methyl-5-isoxazolyl)-2-(N-benzylaminocarbonyl)thiophene-3-sulfonamide	0.013	12.7
	N-(4-Bromo-3-methyl-5-isoxazolyl)-2-[N-(4-ethylphenyl)aminocarbonyl]thiophene-3-sulfonamide	0.0016	0.849
35	N-(4-Bromo-3-methyl-5-isoxazolyl)-2-[N-(4-biphenyl)aminocarbonyl]thiophene-3-sulfonamide	0.0376	0.912
	N-(3,4-dimethyl-5-isoxazolyl)-3-methoxythiophene-2-sulfonamide	2.5	45.5

-52-

	COMPOUND	ET _A (μM)*	ET _B (μM)*
	N-(4-bromo-3-methyl-5-isoxazolyl)-5-(4-ethylphenyl)thiophene-2-sulfonamide	3.23	0.0855
	N-(4-bromo-3-methyl-5-isoxazolyl)-3-phenylthiophene-2-sulfonamide	0.0547	11.1
5	N-(4-bromo-3-methyl-5-isoxazolyl)-4-phenylthiophene-2-sulfonamide	0.224	1.17
	N-(3,4-dimethyl-5-isoxazolyl)benzo[b]thiophene-2-sulfonamide	7.22	11.1
10	N-(4-bromo-3-methyl-5-isoxazolyl)-2-phenylthiophene-3-sulfonamide	--	--
	N-(4-chloro-3-methyl-5-isoxazolyl)-2-(N-phenylaminocarbonyl)thiophene-3-sulfonamide	--	--
	N-(4-bromo-3-methyl-5-isoxazolyl)-5-benzylthiophene-2-sulfonamide	--	--
15	N-(4-chloro-3-methyl-5-isoxazolyl)-2-carboxythiophene-3-sulfonamide	--	--
	N-(4-bromo-3-methyl-5-isoxazolyl)-5-(4'-isopropylphenyl)thiophene-2-sulfonamide	1.6	0.3
20	N-(4-bromo-3-methyl-5-isoxazolyl)-4-(4'-isopropylphenyl)thiophene-2-sulfonamide	5.5	1.3
	N-(4-bromo-3-methyl-5-isoxazolyl)-5-(4'-propylphenyl)thiophene-2-sulfonamide	5.6	0.51
	N-(4-bromo-3-methyl-5-isoxazolyl)-2-[(4-tolulyl)aminocarbonyl]thiophene-3-sulfonamide	<0.01**	1.67**
25	N-(4-bromo-3-methyl-5-isoxazolyl)-2-[N-(4-isopropylphenyl)aminocarbonyl]thiophene-3-sulfonamide	<0.01**	1.13**
	N-(4-bromo-3-methyl-5-isoxazolyl)-2-(4-t-butylphenyl)aminocarbonylthiophene-3-sulfonamide	0.011**	2.82**
30	N-(4-bromo-3-methyl-5-isoxazolyl)-2-(4-butylphenyl)aminocarbonylthiophene-3-sulfonamide	0.044**	2.84**
	N-(4-bromo-3-methyl-5-isoxazolyl)-2-[N-(4-sec-butylphenyl)aminocarbonyl]thiophene-3-sulfonamide	~0.008**	1.76**
35	N-(3,4-dimethyl-5-isoxazolyl)-2-methylbenzo[b]thiophene-3-sulfonamide	0.167	16.6
	N-(4-bromo-3-methyl-5-isoxazolyl)-2-methylbenzo[b]thiophene-3-sulfonamide	0.0486	3.5

-53-

	COMPOUND	ET _A (μM) [†]	ET _B (μM) [†]
	N-(4-bromo-3-methyl-5-isoxazolyl)-2-ethylbenzo[b]thiophene-3-sulfonamide	0.0067	5.13
	N-(4-bromo-3-methyl-5-isoxazolyl)-2-n-benzylbenzo[b]thiophene-3-sulfonamide	0.0182	~1
5	N-(4-bromo-3-methyl-5-isoxazolyl)-2-butylbenzo[b]thiophene-3-sulfonamide	0.0226	~3
	N-(4-bromo-3-methyl-5-isoxazolyl)-2- <i>i</i> -propylbenzo[b]thiophene-3-sulfonamide	0.005 0.03 [†]	5.7 10.7 [†]
10	N-(4-bromo-3-methyl-5-isoxazolyl)-2-n-propylbenzo[b]thiophene-3-sulfonamide	0.024 0.074 [†]	7.95 16.6 [†]
	N-(4-bromo-3-methyl-5-isoxazolyl)-2-(4-ethylbenzyl)benzo[b]thiophene-3-sulfonamide	0.048 [†]	1.1 [†]
15	N-(4-bromo-3-methyl-5-isoxazolyl)-2-[3,4-(methylenedioxy)benzyl]benzo[b]thiophene-3-sulfonamide	0.0015 ± 0.0014 0.0074 ± 0.0011 [†]	0.324 ± 0.78 0.939 ± 0.262 [†]
	N-(4-bromo-3-methyl-5-isoxazolyl)-2-(3,4,5-trimethoxybenzyl)-benzo[b]-thiophene-3-sulfonamide	0.013 [†]	1.2 [†]
	N-(4-bromo-3-methyl-5-isoxazolyl)-2-ethyl-5-methylbenzo[b]thiophene-3-sulfonamide	1.89 ± 0.431 [†]	54.3 ± 2.6 [†]
20	N-(4-chloro-3-methyl-5-isoxazolyl)-2-[(3,4-methylenedioxy)benzyl]benzo[b]thiophene-3-sulfonamide	0.011 ± 0.005 [†]	0.936 ± 0.095 [†]
	N-(4-bromo-3-methyl-5-isoxazolyl)-2-(3,4-dimethoxybenzyl)benzo[b]thiophene-3-sulfonamide	0.021 ± 0.017 [†]	2.94 ± 1.32 [†]
25	N-(4-bromo-3-methyl-5-isoxazolyl)-5-(benzo[b]thien-2-yl)thiophene-2-sulfonamide	16 [†]	0.80 [†]
	N-(4-bromo-3-methyl-5-isoxazolyl)-2-(4-methoxybenzyl)benzo[b]thiophene-3-sulfonamide	0.051 [†]	1.5 [†]
	N-(4-bromo-3-methyl-5-isoxazolyl)-2-(2-methoxybenzyl)-benzo[b]thiophene-3-sulfonamide	0.19 [†]	2.2 [†]
30	N-(3,4-dimethyl-5-isoxazolyl)-2-(4-chlorobenzyl)benzo[b]thiophene-3-sulfonamide	0.21 [†]	4.7 [†]
	N-(4-chloro-3-methyl-5-isoxazolyl)-2-(4-dimethylaminobenzyl)benzo[b]thiophene-3-sulfonamide	0.041 [†] 0.014	1.3 [†] 0.477
35	N-(4-chloro-3-methyl-5-isoxazolyl)-2-ethylbenzo[b]furan-3-sulfonamide	0.15 [†]	22 [†]

-54-

	COMPOUND	ET _A (μM) [*]	ET _B (μM) [*]
	N-(4-chloro-3-methyl-5-isoxazolyl)-2-phenylbenzo[b]thiophene sulfonamide	0.932 [†]	46.8 [†]
5	N-(4-chloro-3-methyl-5-isoxazolyl)-6-methoxy-2-[3,4-(methylenedioxy)benzyl]benzo[b]thiophene-3-sulfonamide	~ 2 ^{est†}	2.39 [†]
	N-(4-chloro-5-methyl-3-isoxazolyl)-2-[3,4-(methylenedioxy)benzyl]benzo[b]thiophene-3-sulfonamide	0.0055 [†]	0.364 [†]
	N-(4-chloro-3-methyl-5-isoxazolyl)-2-methoxycarbonylthiophene-3-sulfonamide	0.631	53.2
10	N-(4-bromo-3-methyl-5-isoxazolyl)-4-(4-propylphenyl)thiophene-2-sulfonamide	0.962 [†]	0.435 [†]
	N-(4-bromo-3-methyl-5-isoxazolyl)-3-(phenylthio)thiophene-2-sulfonamide	0.0801 [†]	3.68 [†]
15	N-(3,4-dimethyl-5-isoxazolyl)-3-(phenylaminocarbonyl)thiophene-2-sulfonamide	0.163	> 100
	N-(4-chloro-3-methyl-5-isoxazolyl)-2-[(4-tolyl)aminocarbonyl]thiophene-3-sulfonamide	0.00116 0.0105 [†]	2.93 14 [†]
	N-(4-bromo-3-methyl-5-isoxazolyl)-5-(4-methoxyphenyl)thiophene-2-sulfonamide	8.69 26.3 [†]	0.363 2.4 [†]
20	N-(4-bromo-3-methyl-5-isoxazolyl)-5-(3-methoxyphenyl)thiophene-2-sulfonamide	3.26 23.4 [†]	0.776 4.7 [†]
	N-(4-bromo-3-methyl-5-isoxazolyl)-5-(3-thienyl)thiophene-2-sulfonamide	4.49	0.380
25	N-(4-bromo-3-methyl-5-isoxazolyl)-3-methylthiophene-2-sulfonamide	0.651	7.15
	N-(4-bromo-3-methyl-5-isoxazolyl)-3-(phenethyl)thiophene-2-sulfonamide	0.16 0.676 [†]	10.77 37.2 [†]
	N-(4-bromo-3-methyl-5-isoxazolyl)-4-(phenethyl)thiophene-2-sulfonamide	6.64	3.97
30	N-(3,4-dimethyl-5-isoxazolyl)-2-[(4-methylphenyl)aminocarbonyl]thiophene-3-sulfonamide	0.00336	11.3
	N-(4-bromo-3-methyl-5-isoxazolyl)-2,5-dimethyl-4-phenylthiophene-3-sulfonamide	1.40	~ 100
35	N-(4-bromo-3-methyl-5-isoxazolyl)-2-[(methyl)phenylaminocarbonyl]thiophene-3-sulfonamide	0.188	16.0

-55-

	COMPOUND	ET _A (μM) [†]	ET _B (μM) [†]
	N-(4-bromo-3-methyl-5-isoxazolyl)-2-(α-hydroxybenzyl)thiophene-3-sulfonamide	0.337	9.37
	N-(4-bromo-5-methyl-3-isoxazolyl)-5-(4-methylphenyl)thiophene-2-sulfonamide	7.10 15.8 [†]	0.3593 0.25 [†]
5	N-(4-bromo-3-methyl-5-isoxazolyl)-5-phenylthiophene-2-sulfonamide	3.53 36.6 [†]	0.417 2.4 [†]
	N-(4-bromo-3-methyl-5-isoxazolyl)-5-[4-(trifluoromethyl)phenyl]thiophene-2-sulfonamide	6.39 6.31 [†]	0.0835 .282 [†]
10	N,N'-bis{3-[(4-bromo-3-methyl-5-isoxazolyl)aminosulfonyl]thien-2-yl} urea	0.0692 0.295 [†]	0.290 1.19 [†]
	N-(4-bromo-3-methyl-5-isoxazolyl)-2-(hydroxymethyl)thiophene-3-sulfonamide	0.160 1.55 [†]	44.1 --
	N-(4-bromo-3-methyl-5-isoxazolyl)-5-(2-formylphenyl)thiophene-3-sulfonamide	3.46 12.31 [†]	0.529 1.28 ± 0.71 [†]
15	N,N'-bis{3-[3,4-dimethyl-5-isoxazolyl)aminosulfonyl]thien-2-yl}urea	1.01 ± 1.03 2.7 [†]	3.7 ± 2.7 5.9 [†]
	N-(3,4-dimethyl-5-isoxazolyl)-2-[(3-methoxyanilino)methyl]thiophene-3-sulfonamide	0.214 0.933 [†]	5.34 7.7 [†]
20	N-(4-bromo-3-methyl-5-isoxazolyl)-5-(3-aminophenyl)thiophene-2-sulfonamide	0.537 1.44 [†]	1.07 2.63 [†]
	N-(4-bromo-3-methyl-5-isoxazolyl)-5-[3,5-bis(trifluoromethyl)phenyl]thiophene-2-sulfonamide	0.794 5.9 [†]	12.0 15.5 [†]
	N-(4-bromo-3-methyl-5-isoxazolyl)-5-(3,3-dimethylbutyn-1-yl)thiophene-2-sulfonamide	1.12 7.24 [†]	24.0 35.5 [†]
25	N-(4-bromo-3-methyl-5-isoxazolyl)-5-(2-methoxyphenyl)thiophene-2-sulfonamide	0.381	1.097
	N-(4-bromo-3-methyl-5-isoxazolyl)-5-(2-tolyl)thiophene-2-sulfonamide	0.432	0.313
30	N-(4-bromo-3-methyl-5-isoxazolyl)-2-[(3-carboxyphenyl)aminocarbonyl]thiophene-3-sulfonamide	0.062 [†]	> 100 [†]
	N-(4-bromo-3-methyl-5-isoxazolyl)-2-[2-carboxyphenyl)aminocarbonyl]-thiophene-3-sulfonamide	0.21 [†]	20 [†]
35	N-(4-bromo-3-methyl-5-isoxazolyl)-2-(aminocarbonyl)thiophene-3-sulfonamide	0.84 [†]	> 100 [†]

-56-

	COMPOUND	ET _A (μM) [*]	ET _B (μM) [*]
	N-(4-bromo-3-methyl-5-isoxazolyl)-2-[(5-dimethylamino-1-naphthyl)sulfonylaminocarbonyl]thiophene-3-sulfonamide	0.97 [†]	3.9 [†]
5	N-(4-bromo-3-methyl-5-isoxazolyl)-5-(5-methyl-2-thienyl)thiophene-2-sulfonamide	17 [†]	0.21 [†]
	N-(4-bromo-3-methyl-5-isoxazolyl)-2-[(3,4-methylenedioxyphenyl)aminocarbonyl]thiophene-3-sulfonamide	0.017 [†]	9.8 [†]
10	N-(4-bromo-3-methyl-5-isoxazolyl)-2-[(3,4-methylenedioxy)phenoxy]carbonyl]thiophene-3-sulfonamide	0.0073 [†]	6.0 [†]
	N-(4-bromo-3-methyl-5-isoxazolyl)-3-[(3,4-methylenedioxy)phenyl]thiophene-2-sulfonamide	0.50 [†]	79 [†]
15	N-(4-bromo-3-methyl-5-isoxazolyl)-3-[(3,4-methylenedioxy)benzyl]thiophene-2-sulfonamide	8.1 [†]	3.2 [†]
	N-(4-bromo-3-methyl-5-isoxazolyl)-3-benzylthiophene-2-sulfonamide	1.6 [†]	39 [†]
	N-(4-bromo-3-methyl-5-isoxazolyl)-5-(3-tolyl)thiophene-2-sulfonamide	15 [†]	4.2 [†]
20	N-(4-bromo-3-methyl-5-isoxazolyl)-2-[(3,4-methylenedioxy)benzyl]thiophene-3-sulfonamide	0.27 [†]	7.7 [†]
	N-(4-bromo-3-methyl-5-isoxazolyl)-2-[(3,4-methylenedioxy)benzoyl]thiophene-3-sulfonamide	2.0 [†]	15 [†]
25	N-(4-bromo-3-methyl-5-isoxazolyl)-2-[(2-hydroxyphenyl)aminocarbonyl]thiophene-3-sulfonamide	0.013 [†]	38 [†]
	N-(3,4-dimethyl-5-isoxazolyl)-2-[3,4-(methylenedioxy)phenoxy]carbonyl]thiophene-3-sulfonamide	6.1 [†]	> ~50 [†]
30	N-(4-bromo-3-methyl-5-isoxazolyl)-5-(5-ethylthien-2-yl)thiophene-2-sulfonamide	24 [†]	7.7 [†]
	N-(4-bromo-3-methyl-5-isoxazolyl)-2-[(3,4-methylenedioxy)benzoyl]aminocarbonyl]thiophene-3-sulfonamide	0.089 [†]	37 [†]
35	N-(4-chloro-3-methyl-5-isoxazolyl)-2-[3,4-(methylenedioxy)phenoxy]carbonyl]thiophene-3-sulfonamide	0.0065 [†]	7.4 [†]

-57-

	COMPOUND	ET _A (μM) [†]	ET _B (μM) [†]
	N-(4-bromo-3-methyl-5-isoxazolyl)-5-(1-pentynyl)thiophene-2-sulfonamide	29 [†]	5.6 [†]
	N-(4-chloro-3-methyl-5-isoxazolyl)-5-(5-ethylthien-2-yl)thiophene-2-sulfonamide	12 [†]	0.71 [†]
5	N-(4-bromo-3-methyl-5-isoxazolyl)-2-[(3,4-methylenedioxy)phenylacetyl]thiophene-3-sulfonamide	0.0091 [†]	5.5 [†]
10	N-(4-bromo-3-methyl-5-isoxazolyl)-2-[3,4-(methylenedioxy)phenoxy-carbonylamino]thiophene-3-sulfonamide	0.087 [†]	5.9 [†]
	N-(4-bromo-3-methyl-5-isoxazolyl)-2-[(2-chloro-3,4-methylenedioxy)phenoxy-methyl]thiophene-3-sulfonamide	13 [†]	0.76 [†]
15	N-(4-bromo-3-methyl-5-isoxazolyl)-2-[<i>trans</i> -(3,4-methylenedioxy)cinnamyl]thiophene-3-sulfonamide	0.14 [†]	1.4 [†]
	N-(4-bromo-3-methyl-5-isoxazolyl)-5-(1-naphthyl)thiophene-2-sulfonamide	14 [†]	1.4 [†]
	N-(4-bromo-3-methyl-5-isoxazolyl)-5-(3-nitrophenyl)thiophene-2-sulfonamide	26 [†]	4.5 [†]
20	N-(4-bromo-3-methyl-5-isoxazolyl)-2-[(3,4-methylenedioxy)phenylureido]thiophene-3-sulfonamide	0.57 [†]	1.3 [†]
25	N-(4-chloro-3-methyl-5-isoxazolyl)-2-[(3,4-methylenedioxy)phenylacetyl]thiophene-3-sulfonamide	0.021 [†]	6.5 [†]
	N-(4-bromo-3-methyl-5-isoxazolyl)-5-(4-methoxycarbonylphenyl)thiophene-2-sulfonamide	> 100 [†]	17 [†]
	N-(4-bromo-3-methyl-5-isoxazolyl)-5-(4-carboxyphenyl)thiophene-2-sulfonamide	> 100 [†]	31 [†]
30	N-(4-bromo-3-methyl-5-isoxazolyl)-5-(4-tolyl)aminocarbonyl)thiophene-2-sulfonamide	28 [†]	8.6 [†]
	N-(4-bromo-3-methyl-5-isoxazolyl)-5-(2-methylfuranyl)thiophene-2-sulfonamide	32 [†]	7.5 [†]
35	N-(4-chloro-3-methyl-5-isoxazolyl)-2-[3,4-(methylenedioxy)benzyloxycarbonyl]thiophene-3-sulfonamide	.42 [†]	12 [†]

-58-

	COMPOUND	ET _A (μM) [†]	ET _B (μM) [†]
	N-(4-chloro-3-methyl-5-isoxazolyl)-2-[2-(3,4-methylenedioxyphenyl)]ethoxycarbonyl-3-sulfonamide	.23 [†]	6.2 [†]
5	N-(4-chloro-3-methyl-5-isoxazolyl)-2-[[4-(3,4-methylenedioxybenzyl)piperazin-1-yl]carbonyl]thiophene-3-sulfonamide	20 [†]	> ~100 [†]
	N-(4-chloro-3-methyl-5-isoxazolyl)-2-aminothiophene-3-sulfonamide	14 [†]	6.2 [†]
10	N-(4-bromo-3-methyl-5-isoxazolyl)-5-(benzyloxymethyl)thiophene-2-sulfonamide	12 [†]	9.0 [†]
	N-(4-chloro-3-methyl-5-isoxazolyl)-2-{1-cyano-1-[(3,4-methylenedioxy)phenyl]acetyl}thiophene-3-sulfonamide	2.1 [†]	27 [†]
15	N-(4-bromo-3-methyl-5-isoxazolyl)-2-[(3,4-methylenedioxy)phenethyl]thiophene-3-sulfonamide	0.21 [†]	9.2 [†]
	N-(4-chloro-3-methyl-5-isoxazolyl)-2-[(3-dimethylamino)phenoxy]carbonyl]thiophene-3-sulfonamide	1.4 [†]	60 [†]
20	N-(4-bromo-3-methyl-5-isoxazolyl)-1-methylindole-2-sulfonamide	77 [†]	~100 [†]
	N-(4-chloro-3-methyl-5-isoxazolyl)-2-(cyclohexyloxycarbonyl)thiophene-3-sulfonamide	0.44 [†]	34 [†]
25	N-(4-chloro-3-methyl-5-isoxazolyl)-2-[β-hydroxy(3,4-methylenedioxy)phenylethyl]thiophene-3-sulfonamide	0.053 [†]	16 [†]
	N-(4-bromo-3-methyl-5-isoxazolyl)-2-carboxyl-1-methylindole-3-sulfonamide	0.59 [†]	104 [†]
	N-(4-chloro-3-methyl-5-isoxazolyl)-2-[(4-oxacyclohexyl)oxycarbonyl]thiophene-3-sulfonamide	1.37 [†]	—
30	N-2-[3,4-(methylenedioxy)phenylacetyl]thiophene-3-sulfonamide	1.8 [†]	32.5 [†]
	N-(4-chloro-3-methyl-5-isoxazolyl)-{2-[3,4-(methylenedioxy)phenyl]acetyl}thiophene-3-sulfonamide oxime	—	—
35	N-(4-chloro-3-methyl-5-isoxazolyl)-2-[(4-tolyl)aminocarbonyl]-1-methylindole-3-sulfonamide	31.3 [†]	14.7 [†]
	N-(4-chloro-3-methyl-5-isoxazolyl)-2-[(4-methoxyphenoxy)carbonyl]thiophene-3-sulfonamide	0.023 [†]	15 [†]

-59-

	COMPOUND	ET _A (μM) [†]	ET _B (μM) [†]
	N-(4-bromo-3-methyl-5-isoxazolyl)-1-[3,4-(methylenedioxy)benzyl]indole-2-sulfonamide	5.29 [†]	18.6 [†]
	N-(4-bromo-3-methyl-5-isoxazolyl)-2-[(4-methylphenoxy)carbonyl]thiophene-3-sulfonamide	122 [†]	9.7 [†]
5	N-(4-chloro-3-methyl-5-isoxazolyl)-2-[(4-methoxyphenyl)acetyl]thiophene-3-sulfonamide	0.043 [†]	10.1 [†]
	N-(4-bromo-3-methyl-5-isoxazolyl)-3-[(4-methylphenoxy)methyl]thiophene-2-sulfonamide	1.64 [†]	22.8 [†]
10	N-(4-bromo-3-methyl-5-isoxazolyl)-2-[(4-methylphenoxy)methyl]thiophene-3-sulfonamide	1.2 [†]	15 [†]
	N-(4-bromo-3-methyl-5-isoxazolyl)-3-(4-methyl- <i>trans</i> -styryl)thiophene-2-sulfonamide	0.94 [†]	0.66 [†]
	N-(4-bromo-3-methyl-5-isoxazolyl)-3-(4-methylphenethyl)thiophene-2-sulfonamide	0.347 [†]	9.4 [†]
15	N-(4-bromo-3-methyl-5-isoxazolyl)-2-[(4-methylphenyl)acetyl]thiophene-3-sulfonamide	0.198 [†]	9.13 [†]
	N-(4-bromo-3-methyl-5-isoxazolyl)-2-[(3-methoxyphenyl)acetyl]thiophene-3-sulfonamide	0.030 [†]	19.1 [†]
20	N-(4-bromo-3-methyl-5-isoxazolyl)-3-(4-methylphenethyl)-5-(4-tolyl)thiophene-2-sulfonamide	6.1 [†]	2.09 [†]
	N-(4-bromo-3-methyl-5-isoxazolyl)-3-(4-methylbenzyl)-5-(4-tolyl)thiophene-2-sulfonamide	4.69 [†]	1.56 [†]
	N-(4-bromo-3-methyl-5-isoxazolyl)-3-(4-methyl- <i>trans</i> -styryl)-5-(4-tolyl)thiophene-2-sulfonamide	6.9 [†]	1.58 [†]
25	N-(4-chloro-3-methyl-5-isoxazolyl)-2-[β,β-(ethylenedioxy)-3,4-(methylenedioxy)phenethyl]thiophene-3-sulfonamide	0.128 [†]	2.09 [†]
	N-(4-chloro-3-methyl-5-isoxazolyl)-2-[β-(dimethylamino)-3,4-(methylenedioxy)phenethyl]thiophene-3-sulfonamide	20.9 [†]	~100 [†]
30	N-(4-chloro-3-methyl-5-isoxazolyl)-2-{α-hydroxy-[3,4-(methylenedioxy)phenyl]acetyl}thiophene-3-sulfonamide	2.5 [†]	30 [†]
35	N-(4-chloro-3-methyl-5-isoxazolyl)-2-[(5-methyl-3-isoxazolyl)aminocarbonyl]thiophene-3-sulfonamide	0.056 [†]	92 [†]
	N-(4-bromo-3-methyl-5-isoxazolyl)-2-[(3-hydroxy-6-pyridazinyl)aminocarbonyl]thiophene-3-sulfonamide	0.066 [†]	81.3 [†]

-60-

	COMPOUND	ET _A (μM) [†]	ET _B (μM) [†]
	N-(4-chloro-3-methyl-5-isoxazolyl)-2-{[2-acetyl-4,5-(methylenedioxy)phenyl]aminocarbonyl}thiophene-3-sulfonamide	0.010 [†]	31.6 [†]
5	N-(4-bromo-3-methyl-5-isoxazolyl)-3-{[3,4-(methylenedioxy)phenoxy]methyl}thiophene-2-sulfonamide	0.513 [†]	9.6 [†]
	N-(4-bromo-3-methyl-5-isoxazolyl)-2-{[4-methyl(cinnamyl)]}thiophene-3-sulfonamide	0.26 [†]	0.413 [†]
10	N-(4-chloro-3-methyl-5-isoxazolyl)-2-{[4,5-dimethoxy-2-methoxycarbonylphenyl]aminocarbonyl}thiophene-3-sulfonamide	0.55 [†]	--
	N-(4-chloro-3-methyl-5-isoxazolyl)-2-{[2-methyl-1,3,4-thiadiazol-5-yl]aminocarbonyl}thiophene-3-sulfonamide	0.13 [†]	--
15	N-(4-chloro-3-methyl-5-isoxazolyl)-2-{[4,5-dimethoxy-2,4,5-dimethoxy-2-methoxycarbonylphenyl]phenylaminocarbonyl}thiophene-3-sulfonamide	3.80 [†]	--
20	N-(4-chloro-3-methyl-5-isoxazolyl)-2-{[2-carboxyl-4,5-(methylenedioxy)phenyl]aminocarbonyl}thiophene-3-sulfonamide	1.43 [†]	—
	N-(4-bromo-3-methyl-5-isoxazolyl)-3-[3,4-(methylenedioxy)phenethyl]thiophene-2-sulfonamide	0.236 [†]	18 [†]
25	N-(4-bromo-3-methyl-5-isoxazolyl)-3-[3,4-(methylenedioxy)- <i>trans</i> -styryl]thiophene-2-sulfonamide	0.218 [†]	10 [†]
	N-(4-bromo-3-methyl-5-isoxazolyl)-2-{[4-methylphenethyl]thiophene-3-sulfonamide	0.106 [†]	40.1 [†]
30	N-(3,4-dimethyl-5-isoxazolyl)-2-{[2-acetyl-4,5-(methylenedioxy)phenyl]aminocarbonyl}thiophene-3-sulfonamide	0.032 [†]	--
	N-(4-chloro-3-methyl-5-isoxazolyl)-2-[4-methoxy-2-methylphenyl]aminocarbonyl}thiophene-3-sulfonamide	0.027 [†]	0.14 [†]
35	N-(4-chloro-3-methyl-5-isoxazolyl)-2-{[2-cyano-4,5-dimethoxyphenyl]aminocarbonyl}thiophene-3-sulfonamide	0.0039 [†]	12.2 [†]
	N-(3,4-dimethyl-5-isoxazolyl)-2-(4-tolylacetylphenyl)thiophene-3-sulfonamide	0.0027 [†]	29.2 [†]

-61-

	COMPOUND	ET _A (μM) [*]	ET _B (μM) [*]
	N-(3,4-dimethyl-5-isoxazolyl)-2-[3,4-(methylenedioxy)phenylacetyl]thiophene-3-sulfonamide	0.0273 [†]	12.2 [†]
5	N-(4-chloro-3-methyl-5-isoxazolyl)-2-[(2,4-dimethoxyphenyl)aminocarbonyl]thiophene-3-sulfonamide	0.158 [†]	63.1 [†]
	N-(4-chloro-3-methyl-5-isoxazolyl)-2-[(3-methyl-6-pyridyl)aminocarbonyl]thiophene-3-sulfonamide	0.023 [†]	43.7 [†]
10	N-(4-chloro-3-methyl-5-isoxazolyl)-2-[2-hydroxy-4-methylphenyl]aminocarbonyl]thiophene-3-sulfonamide	.006 [†]	--
	N-(4-chloro-3-methyl-5-isoxazolyl)-2-[[2-cyano-4,5-(methylenedioxy)phenyl]aminocarbonyl]thiophene-3-sulfonamide	0.0034 [†]	40.4 [†]
15	N-(4-chloro-3-methyl-5-isoxazolyl)-2-[2-methyl-4,5-(methylenedioxy)phenylaminocarbonyl]thiophene-3-sulfonamide	0.0030 [†]	355 [†]
	N-(4-chloro-3-methyl-5-isoxazolyl)-2-(2-carboxamido-4,5-dimethoxyphenylaminocarbonyl)thiophene-3-sulfonamide	0.011 [†]	61 [†]
20	N-(3,4-dimethyl-5-isoxazolyl)-2-(2,4-dimethylphenylacetyl)thiophene-3-sulfonamide	0.0027 [†]	17.4 [†]
	N-(4-chloro-3-methyl-5-isoxazolyl)-2-(2,4-dimethylphenylacetyl)thiophene-3-sulfonamide	0.0004 [†]	4.8 [†]
25	N-(4-bromo-3-methyl-5-isoxazolyl)-2-(2,4-dimethylphenylacetyl)thiophene-3-sulfonamide	0.0008 ^{†**}	3.6 [†]
	N-(4-chloro-3-methyl-5-isoxazolyl)-2-[3,4-(methylenedioxy)]phenylaminocarbonyl-3-thiophenesulfonamide	0.0073 [†]	9.2 [†]
30	N-(4-chloro-3-methyl-5-isoxazolyl)-2-[2-methyl-4,5-(methylenedioxy)phenylacetyl]thiophene-3-sulfonamide	0.0032 [†]	9 [†]
	N-(4-chloro-3-methyl-5-isoxazolyl)-2-[3,4-(methylenedioxy)-6-(2-acetoxyethyl)phenylaminocarbonyl]thiophene-3-sulfonamide	0.0045 [†]	25.7 [†]
35	N-(4-chloro-3-methyl-5-isoxazolyl)-2-[3,4-(methylenedioxy)-6-(2-hydroxyethyl)phenylaminocarbonyl]thiophene-3-sulfonamide	0.0056 [†]	16.8 [†]
	N-(4-chloro-3-methyl-5-isoxazolyl)-2-(3,5-dimethylphenylacetyl)thiophene-3-sulfonamide	0.045 [†]	17.7 [†]

-62-

	COMPOUND	ET _A (μM) [†]	ET _B (μM) [†]
	N-(4-chloro-3-methyl-5-isoxazolyl)-2-(2,5-dimethylphenylacetyl)thiophene-3-sulfonamide	0.007 [†]	18 [†]
5	N-(4-chloro-3-methyl-5-isoxazolyl)-2-[2-methanesulfonylaminomethyl]-4,5-(methylenedioxy)phenylaminocarbonyl]thiophene-3-sulfonamide	0.0068 [†]	19.8 [†]
	N-(4-chloro-3-methyl-5-isoxazolyl)-2-[2-cyanomethyl-4,5-(methylenedioxy)-6-cyanomethyl]-phenylaminocarbonyl-3-thiophenesulfonamide	0.0038 [†]	25 [†]
10	N-(4-chloro-3-methyl-5-isoxazolyl)-2-[2-hydroxypropyl-4,5-(methylenedioxy)phenylaminocarbonyl]thiophene-3-sulfonamide	0.0073 [†]	8.3 [†]
	N-(4-bromo-3-methyl-5-isoxazolyl)-3-[2-methyl-4,5-(methylenedioxy)cinnamyl]thiophene-2-sulfonamide	~0.1 ^{†††}	~6 ^{†††}
15	N-(4-bromo-3-methyl-5-isoxazolyl)-3-[2-methyl-4,5-(methylenedioxy)phenethyl]thiophene-2-sulfonamide	~0.1 ^{†††}	~5 ^{†††}
	N-(4-bromo-3-methyl-5-isoxazolyl)-3-[[2-propyl-4,5-(methylenedioxy)phenoxy]methyl]thiophene-2-sulfonamide	~0.2 ^{†††}	~1.5 ^{†††}
20	N-(4-chloro-3-methyl-5-isoxazolyl)-2-[3,4-(methylenedioxy)-6-(2-acetoxyethoxy)]phenylaminocarbonyl]thiophene-3-sulfonamide	~0.02 ^{†††}	~18 [†]
	N-(4-chloro-3-methyl-5-isoxazolyl)-2-[3,4-(methylenedioxy)-6-(2-hydroxyethoxy)phenylaminocarbonyl]thiophene-3-sulfonamide	~0.01 ^{†††}	~18 [†]
25	N-(4-chloro-3-methyl-5-isoxazolyl)-2-[2-cyano-4,5-(methylenedioxy)phenylacetyl]thiophene-3-sulfonamide	~0.3 ^{†††}	~0.7 [†]
	N-(4-chloro-3-methyl-5-isoxazolyl)-2-{2-[(dimethylamino)carbonylmethyl]-4,5-(methylenedioxy)phenylaminocarbonyl}thiophene-3-sulfonamide	0.009 [†]	13.8 [†]
30	N-(4-chloro-3-methyl-5-isoxazolyl)-2-[2-methyl-4,5-(methylenedioxy)phenylhydroxyimino]thiophene-3-sulfonamide	0.794 [†]	6.49 [†]
	N-(4-bromo-3-methyl-5-isoxazolyl)-2-[2-methyl-4,5-(methylenedioxy)phenethyl]thiophene-3-sulfonamide	0.0619 [†]	8.90 [†]
35	N-(4-bromo-3-methyl-5-isoxazolyl)-3-[2-(hydroxymethyl)-4,5-(methylenedioxy)cinnamyl]thiophene-2-sulfonamide	0.0795 [†]	3.24 [†]

-63-

	COMPOUND	ET _A (μM) [†]	ET _B (μM) [†]
	N-(4-bromo-3-methyl-5-isoxazolyl)-3-{2-[(tetrahydro-4H-pyran-2-ylxoy)methyl]-4,5-(methylenedioxy)cinnamyl}thiophene-2-sulfonamide	0.0967 [†]	4.14
5	N-(4-bromo-3-methyl-5-isoxazolyl)-3-(2,4-dimethylphenethyl)thiophene-2-sulfonamide	0.1006 [†]	4.30 [†]
	N-(4-bromo-3-methyl-5-isoxazolyl)-3-(2,4-dimethylcinnamyl)thiophene-2-sulfonamide	0.180 [†]	2.97 [†]
	N-(4-bromo-3-methyl-5-isoxazolyl)-2-(2,4-dimethylcinnamyl)thiophene-3-sulfonamide	0.166 [†]	2.97 [†]
10	N-(4-bromo-3-methyl-5-isoxazolyl)-3-[(2,4-dimethylphenoxy)methyl]thiophene-2-sulfonamide	0.346 [†]	7.45 [†]
	N-(4-bromo-3-methyl-5-isoxazolyl)-2-[(2,4-dimethylphenoxy)methyl]thiophene-3-sulfonamide	0.308 [†]	4.48 [†]
15	N-(4-chloro-3-methyl-5-isoxazolyl)-5-(phenylaminocarbonyl)thiophene-2-sulfonamide	28.1 [†]	60.6 [†]
	N-(4-chloro-3-methyl-5-isoxazolyl)-2-[β-acetoxy-2-methyl-4,5-(methylenedioxy)styryl]thiophene-3-sulfonamide	0.00544	3.74 [†]
20	N-(4-chloro-3-methyl-5-isoxazolyl)-2-[(2,3,4-trimethoxy-6-cyano)phenylaminocarbonyl]thiophene-3-sulfonamide	0.000169 [†]	12.5 [†]
	N-(4-chloro-3-methyl-5-isoxazolyl)-2-[2-(cyano)phenyl]benzo[b]thiophene-3-sulfonamide	6.33 [†]	8.82 [†]
25	N-(4-chloro-3-methyl-5-isoxazolyl)-2-[3,4-(methylenedioxy)phenyl]benzo[b]thiophene-3-sulfonamide	0.550 [†]	52.6 [†]
	N-(4-bromo-3-methyl-5-isoxazolyl)-3-(2-tolyl)thiophene-2-sulfonamide	0.324 [†]	55.1 [†]
	N-(4-bromo-3-methyl-5-isoxazolyl)-3-(3-tolyl)thiophene-2-sulfonamide	0.832 [†]	21.2 [†]
30	N-(4-bromo-3-methyl-5-isoxazolyl)-3-(2-tolyl)thiophene-2-sulfonamide	0.302 [†]	31%@100 [†]
	N-(4-bromo-3-methyl-5-isoxazolyl)-3-(3-methoxyphenyl)thiophene-2-sulfonamide	0.334 [†]	**
35	N-(4-bromo-3-methyl-5-isoxazolyl)-3-(3-methoxyphenyl)thiophene-2-sulfonamide	1.32 [†]	56.3 [†]
	N-(4-bromo-3-methyl-5-isoxazolyl)-3-(2-methoxyphenyl)thiophene-2-sulfonamide	1.71 [†]	59.1 [†]

-64-

	COMPOUND	ET _A (μM) [†]	ET _B (μM) [†]
	N-(4-bromo-3-methyl-5-isoxazolyl)-3-(4-ethylphenyl)thiophene-2-sulfonamide	0.184	43.9 [†]
	N-(4-bromo-3-methyl-5-isoxazolyl)-3-(4-propylphenyl)thiophene-2-sulfonamide	0.0873	8.48 [†]
5	N-(4-bromo-3-methyl-5-isoxazolyl)-3-(4- <i>iso</i> -propylphenyl)thiophene-2-sulfonamide	0.218	28.3 [†]
	N-(4-bromo-3-methyl-5-isoxazolyl)-3-(4-butylphenyl)thiophene-2-sulfonamide	0.160	6.11 [†]
10	N-(3,4-dimethyl-5-isoxazolyl)-2-[2-methyl-4,5-(methylenedioxy)phenylacetyl]thiophene-3-sulfonamide	0.00328 [†]	34.3 [†]
	N-(4-chloro-3-methyl-5-isoxazolyl)-2-(2,4,6-trimethylphenylaminocarbonyl)thiophene-3-sulfonamide	0.000626 [†]	8.27 [†]
15	N-(4-chloro-3-methyl-5-isoxazolyl)-2-(2,4,6-trimethylphenylacetyl)thiophene-3-sulfonamide	0.000238 [†]	3.82 [†]
	N-(4-chloro-5-methyl-3-isoxazolyl)-2-[2-methyl-4,5-(methylenedioxy)phenylacetyl]thiophene-3-sulfonamide	0.000625 [†]	3.69 [†]
20	N-(4-bromo-3-methyl-5-isoxazolyl)-2-[2-methyl-4,5-(methylenedioxy)cinnamyl]thiophene-3-sulfonamide	0.0804 [†]	3.28 [†]
	N-(4-bromo-3-methyl-5-isoxazolyl)-2-(2,4-dimethylphenethyl)thiophene-3-sulfonamide	0.0555 [†]	3.48 [†]
25	N-(4-chloro-3-methyl-5-isoxazolyl)-2-[(4-methoxycarbonyl-2,6-dimethyl)phenylaminocarbonyl]thiophene-3-sulfonamide	0.000266 [†]	9.78 [†]
	N-(4-chloro-3-methyl-5-isoxazolyl)-2-(phenoxycarbonyl)thiophene-3-sulfonamide	4.41 [†]	31%@100 [†]
30	N-(4-bromo-3-methyl-5-isoxazolyl)-2-(phenoxycarbonyl)thiophene-3-sulfonamide	2.71 [†]	20%@100 [†]
	N-(3,4-dimethyl-5-isoxazolyl)-2-[(3,4-(methylenedioxy)phenoxy]carbonyl]thiophene-3-sulfonamide	3.61 [†]	30%@100 [†]
35	N-(4-bromo-3-methyl-5-isoxazolyl)-2-[(2-methylphenoxy)carbonyl]thiophene-3-sulfonamide	0.684 [†]	105 [†]
	N-(4-bromo-3-methyl-5-isoxazolyl)-2-[(3-methylphenoxy)carbonyl]thiophene-3-sulfonamide	1.20 [†]	111 [†]

-65-

	COMPOUND	ET _A (μM) [*]	ET _B (μM) [*]
	N-(4-bromo-3-methyl-5-isoxazolyl)-2-[(2,4-dimethylphenoxy)carbonyl]thiophene-3-sulfonamide	0.291 [†]	43.2 [†]
	N-(4-bromo-3-methyl-5-isoxazolyl)-2-[(2-methoxyphenoxy)carbonyl]thiophene-3-sulfonamide	0.761 [†]	29%@100 [†]
5	N-(4-bromo-3-methyl-5-isoxazolyl)-2-[(3-methoxyphenoxy)carbonyl]thiophene-3-sulfonamide	0.79 [†]	90 [†]
	N-(4-bromo-3-methyl-5-isoxazolyl)-2-[(4-methoxyphenoxy)carbonyl]thiophene-3-sulfonamide	1.73 [†]	111 [†]
10	N-(3,4-dimethyl-5-isoxazolyl)-2-[(4-methoxyphenoxy)carbonyl]thiophene-3-sulfonamide	5.88 [†]	13%@100 [†]
	N-(3,4-dimethyl-5-isoxazolyl)-2-[(4-methoxyphenoxy)carbonyl]thiophene-3-snamide	2.5 [†]	33%@100 [†]
	N-(4-chloro-3-methyl-5-isoxazolyl)-2-[(4-methylphenoxy)carbonyl]thiophene-3-sulfonamide	3.2 [†]	43%@100 [†]
15	N-(4-chloro-3-methyl-5-isoxazolyl)-2-[(2,4-dimethylphenoxy)carbonyl]thiophene-3-sulfonamide	0.648 [†]	68.5 [†]
	N-(3,4-dimethyl-5-isoxazolyl)-2-[(2,4-dimethylphenoxy)carbonyl]thiophene-3-sulfonamide	0.274 [†]	21%@100 [†]
20	N-(4-bromo-3-methyl-5-isoxazolyl)-2-[[2-propyl-4,5-(methylenedioxy)phenoxy]carbonyl]thiophene-3-sulfonamide	0.138 [†]	11.9 [†]
	N-(4-chloro-3-methyl-5-isoxazolyl)-2-(3-methoxycarbonyl-2,4,6-trimethylphenylamino-carbonyl)thiophene-3-sulfonamide	0.000321 [†] 0.00092 [†]	16.5 [†] --
25	N-(4-bromo-3-methyl-5-isoxazolyl)-3-(2,4-dimethylphenyl)thiophene-2-sulfonamide	0.100 [†]	60.3 [†]
	N-(3,4-dimethyl-5-isoxazolyl)-2-(phenoxy carbonyl)thiophene-3-sulfonamide	2.85 [†]	31% [†]
30	N-(4-bromo-3-methyl-5-isoxazolyl)-3-(4- <i>iso</i> -butylphenyl)thiophene-2-sulfonamide	0.0823 [†]	2.76 [†]
	N-(4-bromo-3-methyl-5-isoxazolyl)-3-(4- <i>iso</i> -pentylphenyl)thiophene-2-sulfonamide	0.155 [†]	3.31 [†]
	N-(4-bromo-3-methyl-5-isoxazolyl)-3-[(2,4,6-trimethylphenoxy)methyl]thiophene-2-sulfonamide	0.0457 [†]	4.68 [†]
35	N-(4-bromo-3-methyl-5-isoxazolyl)-2-[(2,4,6-trimethylphenoxy)methyl]thiophene-3-sulfonamide	0.0562 [†]	3.39 [†]

-66-

	COMPOUND	ET _A (μM) [†]	ET _B (μM) [†]
	N-(4-bromo-3-methyl-5-isoxazolyl)-3-(2,4,6-trimethylcinnamyl)thiophene-2-sulfonamide	0.0490 [†]	1.86 [†]
	N-(4-bromo-3-methyl-5-isoxazolyl)-3-(2-methyl-4-propylphenyl)thiophene-2-sulfonamide	0.0468 [†]	3.63 [†]
5	N-(4-bromo-3-methyl-5-isoxazolyl)-3-(4- <i>iso</i> -butyl-2-methylphenyl)thiophene-2-sulfonamide	0.0468 [†]	1.66 [†]
	N-(4-bromo-3-methyl-5-isoxazolyl)-3-(4- <i>iso</i> -pentyl-2-methylphenyl)thiophene-2-sulfonamide	0.107 [†]	2.40 [†]
10	N-(4-bromo-3-methyl-5-isoxazolyl)-2-{{3,4-(methylenedioxy)phenoxy}methyl}thiophene-3-sulfonamide	0.302 [†]	6.61 [†]
	N-(4-bromo-3-methyl-5-isoxazolyl)-2-{{4,5-(methylenedioxy)-2-propylphenoxy}methyl}thiophene-3-sulfonamide	0.107 [†]	0.407 [†]
15	N-(4-bromo-3-methyl-5-isoxazolyl)-2-(2,4,6-trimethylphenethyl)thiophene-3-sulfonamide	0.0417 [†]	1.23 [†]
	N-(4-bromo-3-methyl-5-isoxazolyl)-3-(2,4,6-trimethylphenethyl)thiophene-2-sulfonamide	0.055 [†]	1.62 [†]
20	N-(3,4-dimethyl-5-isoxazolyl)-2-[(2,4,6-trimethylphenoxy)carbonyl]thiophene-3-sulfonamide	0.537 [†]	8%@100 [†]
	N-(4-chloro-3-methyl-5-isoxazolyl)-2-[(2,4,6-trimethylphenoxy)carbonyl]thiophene-3-sulfonamide	0.0776 [†]	30.2 [†]
	N-(4-bromo-3-methyl-5-isoxazolyl)-2-[(2,4,6-trimethylphenoxy)carbonyl]thiophene-3-sulfonamide	0.479 [†]	24.5 [†]
25	N-(4-chloro-3-methyl-5-isoxazolyl)-2-(3-cyanomethyl-2,4,6-trimethylphenylaminocarbonyl)thiophene-3-sulfonamide	0.0006 [†]	~45 [†]
	N-(4-chloro-3-methyl-5-isoxazolyl)-2-(3-carboxymethyl-2,4,6-trimethylphenylaminocarbonyl)thiophene-3-sulfonamide	0.0015 [†]	~ > 100 [†]
30	N-(4-chloro-3-methyl-5-isoxazolyl)-2-(3-acetoxymethyl-2,4,6-trimethylphenylaminocarbonyl)thiophene-3-sulfonamide	0.0006 [†]	>> 100 [†]
35	N-(4-chloro-3-methyl-5-isoxazolyl)-2-(3-hydroxymethyl-2,4,6-trimethylphenylaminocarbonyl)thiophene-3-sulfonamide	0.0004 [†]	~80 [†]

-67-

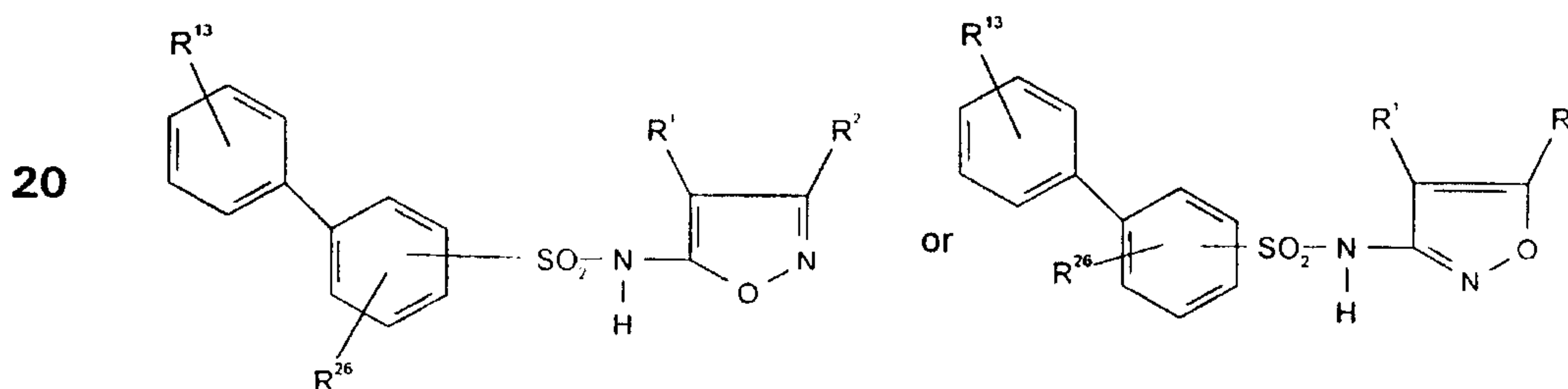
- * results are generally the average of 2 to 5 experiments
 ** preliminary results or results in which one or more data points were only determined approximately
 † assay performed with incubation at 24° C. As described in the Examples, incubation at the higher temperature reduces the activity by a factor of 2- to about 10-compared to the activity at 4° C
 5 -- data not available or measured as % inhibition @ 100 μM
 % % inhibition @ 100 μM

It is understood that 4-bromo or 4-chloro groups can be replaced by
 10 other 4-halo substituents or other suitable substituents for R¹, such as alkyl, particularly alkyl with between about 1 and 15 carbons in the chain.

2. Ar² is a substituted 4-biphenyl group

Compounds of formulae I in which Ar¹ is N-(5-isoxazolyl) or N-(3-isoxazolyl) in which Ar² is selected from biphenyl derivatives are provided.

15 These compounds can be represented by the following formulae (VII):



in which R²⁶ and R¹³ are each independently selected from H, OH, HONH, NH₂, NO₂, halide, pseudohalide, alkyl, alkenyl, alkynyl, aryl, arylalkyl, heteroaryl, alkoxy, alkylamino, dialkylamino, alkylthio, haloalkoxy, haloalkyl, alkylsulfinyl, alkylsulfonyl, aryloxy, arylamino, arylthio, arylsulfinyl, arylsulfonyl, haloalkyl,
 30 haloaryl, alkoxy carbonyl, carbonyl, alkyl carbonyl, aminocarbonyl, aryl carbonyl, formyl, substituted or unsubstituted amido, substituted or unsubstituted ureido, in which the alkyl, alkenyl and alkynyl portions contain from 1 up to about 14 carbon atoms, preferably from 1 to 6 atoms, and are either straight or branched chains or cyclic, and the aryl portions contain from about 4 to about 16
 35 carbons, preferably 4 to 10 carbons. R¹³ and R²⁶ are preferably each selected from H, loweralkyl, haloalkyl and halide. Again, it is understood that Ar² may be substituted with more than one substituent, each of which is selected

-68-

independently from the selections set forth for R²⁶ and R¹³, and R² and R¹ are as defined above.

In the embodiments herein, the biphenylsulfonamides are substituted 4-biphenylsulfonamides, R¹³ is preferably at the para position and R²⁶, if it is not
5 hydrogen, is at any position except the 2-position.

In more preferred embodiments, R¹ is halide or methyl or higher (C₉-C₁₃) alkyl. R¹ is selected from halide, CH₃, C₂H₅, CF₃, C₂F₅, n-C₃H₇ and cyclo-C₃H₇, preferably halide or CH₃, and R² is selected from H, CH₃, C₂H₅, CF₃, C₂F₅, n-C₃H₇ and cyclo-C₃H₇, more preferably R¹ is halide or CH₃, and R² are selected
10 from H, CH₃, C₂H₅, or CF₃.

In more preferred embodiments, R¹ is Cl or Br, or if greater ET_B activity is preferred a higher alkyl (C₉H₁₉ to C₁₃H₂₇); R² is selected from H, CH₃, C₂H₅, CF₃, C₂F₅, n-C₃H₇, cyclo-C₃H₇, nC₁₃H₂₇ and nC₉H₁₉. In yet more preferred
embodiments, R¹ is Br, Cl or C₉H₁₉ to C₁₃H₂₇; R² is H, CH₃, C₂H₅, or CF₃.

The biphenyl compounds provided herein are generally ET_B active or ET_B
15 selective (see, e.g., Table 2); i.e. the compounds provided herein inhibit binding of endothelin to ET_B receptors at concentrations about 10- to about 30-fold less than they inhibit binding of endothelin to ET_A receptors. In particular the 4-biphenylsulfonamides are ET_B selective.

In general in all embodiments herein, 4-haloisoxazolyl sulfonamides
20 exhibit substantially enhanced activity with respect to at least one of the ET receptors (about two-fold to twenty-fold greater activity), as assessed by assays, such as those provided herein, that measure binding to ET_A and/or ET_B receptors, compared to corresponding sulfonamides in which the substituent at
25 the 4 position in the isoxazolyl is other than halo, such as alkyl. For example: the IC₅₀ of N-(3,4-dimethyl-5-isoxazolyl)-2-biphenylsulfonamide for ET_A receptors is about 0.008 μM, whereas, the IC₅₀ of N-(4-bromo-3-methyl-5-isoxazolyl)-2-biphenylsulfonamide is about 0.0016 μM (see, Table 2 below); and (3) the IC₅₀ of N-(3,4-dimethyl-5-isoxazolyl)-3-biphenylsulfonamide for ET_B receptors is
30 about 3.48 μM; whereas, the IC₅₀ of N-(4-bromo-3-methyl-5-isoxazolyl)-3-biphenylsulfonamide for ET_B receptors is about 0.76 μM and the IC₅₀ of N-(4-

-69-

chloro-3-methyl-5-isoxazolyl)-3-biphenylsulfonamide for ET_B receptors is about 0.793 μ M (see, Table 2 below).

Exemplary biphenyl sulfonamides are the following and those set forth in Table 2, and include, but are not limited to:

- 5 N-(3-methyl-5-isoxazolyl)-4'-methylphenyl-4-biphenylsulfonamide, N-(4-bromo-3-methyl-5-isoxazolyl)-4'-methylphenyl-4-biphenylsulfonamide, N-(4-chloro-3-methyl-5-isoxazolyl)-4'-methylphenyl-4-biphenylsulfonamide, (3-methyl-5-isoxazolyl)-4'-trifluorophenyl-4-biphenylsulfonamide, (4-bromo-3-methyl-5-isoxazolyl)-4'-trifluorophenyl-4-biphenylsulfonamide, (3-methyl-5-isoxazolyl)-4'-methoxyphenyl-4-biphenylsulfonamide, (4-bromo-3-methyl-5-isoxazolyl)-4'-methoxyphenyl-4-biphenylsulfonamide, (4-bromo-3-methyl-5-isoxazolyl)-3'-methoxyphenyl-4-biphenylsulfonamide, (4-bromo-3-methyl-5-isoxazolyl)-2'-methoxyphenyl-4-biphenylsulfonamide, N-(4-bromo-3-methyl-5-isoxazolyl)-3',4'-methylenedioxyphenyl-4-biphenylsulfonamide and (4-bromo-3-methyl-5-isoxazolyl)-3'-methylphenyl-4-biphenylsulfonamide. Corresponding 4-chloro and 4-fluoro isoxazolyl compounds are also encompassed herein.
- 10
- 15

Exemplary biphenyl compounds were tested using the exemplified assays (see, EXAMPLES) and the results, which are intended to be exemplary or provided for comparison with compounds provided herein, and are not limiting, are as set forth in the following table (Table 2):

20

TABLE 2

	COMPOUND	ET_A (μ M)*	ET_B (μ M)*
	N-(4-bromo-3-methyl-5-isoxazolyl)-4-biphenylsulfonamide	3.3 49 [†]	~0.17 1.23 [†]
25	N-(4-bromo-5-methyl-3-isoxazolyl)-4-biphenylsulfonamide	6.4 \pm 2 49 [†]	0.29 \pm 0.02 1.78 [†]
	N-(4-chloro-3-methyl-5-isoxazolyl)-4-biphenylsulfonamide	4.93 \pm 3	0.29 \pm 0.1
	N-(3,4-dimethyl-5-isoxazolyl)-4-biphenylsulfonamide	9.9 \pm 1.4 6.3 [†]	0.77 \pm 0.32 0.15 [†]
30	N-(4-chloro-5-methyl-3-isoxazolyl)-4-biphenylsulfonamide	3.7 18.6 [†]	0.23 \pm 0.01 1.29 [†]
	N-(4-Methyl-3-trifluoromethyl-5-isoxazolyl)-4-biphenylsulfonamide	19.0 --	1.7 5.62 [†]

-70-

	COMPOUND	ET _A (μM) [†]	ET _B (μM) [*]
	N-(4-Tridecyl-3-trifluoromethyl-5-isoxazolyl)-4-biphenylsulfonamide	34.0 ± 9 33.0 [†]	0.99 ± 0.2 0.95 [†]
	N-(3,4-dimethyl-5-isoxazolyl)-2-biphenylsulfonamide	0.0083 ± 0.0014	12.8
5	N-(4-bromo-3-methyl-5-isoxazolyl)-2-biphenylsulfonamide	0.00127 ^{**}	8.54 ^{**}
	N-(4-chloro-3-methyl-5-isoxazolyl)-2-biphenylsulfonamide	0.00123 ^{**}	~14 ^{**}
10	N-(3,4-dimethyl-5-isoxazolyl)-3-biphenylsulfonamide	>0.03 ^{**}	3.48 ^{**}
	N-(4-bromo-3-methyl-5-isoxazolyl)-3-biphenylsulfonamide	~0.03 ^{**}	0.76 ^{**}
	N-(4-chloro-3-methyl-5-isoxazolyl)-3-biphenylsulfonamide	>0.03 ^{**}	0.793 ^{**}
15	N-(4-bromo-3-methyl-5-isoxazolyl)-4'-methylphenyl-4-biphenylsulfonamide	14.53 ± 9.6 22.17 ± 3.77 [†]	0.046 ± 0.044 0.168 ± 0.0032 [†]
	N-(4-bromo-3-methyl-5-isoxazolyl)-4'-trifluorophenyl-4-biphenylsulfonamide	5.4 ± 0.3 25.9 ± 13.7 [†]	0.083 ± 0.02 0.71 ± 0.43 [†]
20	N-(4-bromo-3-methyl-5-isoxazolyl)-4'-methoxyphenyl-4-biphenylsulfonamide	14.7 ± 5.6 121.5 ± 2.12 [†]	1.15 ± 0.44 3.94 ± 0.89 [†]
	N-(4-bromo-3-methyl-5-isoxazolyl)-3'-methoxyphenyl-4-biphenylsulfonamide	4.97 ± 3.4 162.6 ± 7.14 [†]	0.66 ± 0.25 2.08 ± 0.23 [†]
	N-(4-bromo-3-methyl-5-isoxazolyl)-2'-methoxyphenyl-4-biphenylsulfonamide	3.3 ± 3.5	0.41 ± 0.14
25	N-(4-bromo-3-methyl-5-isoxazolyl)-3',4'-methylenedioxyphenyl-4-biphenylsulfonamide	38.2 ± 4.95 [†]	3.0 ± 0.78 [†]
	N-(4-bromo-3-methyl-5-isoxazolyl)-3'-methylphenyl-4-biphenylsulfonamide	--	--

30 * results generally from 1, 2 or 3 experiments with the same preparation
 ** preliminary results

Preferred compounds are those in which Ar² is a 4-biphenyl in which, referring to formula VII and at least one substituent R¹³ is at the para position. Preferred substituents are loweralkyl, halo loweralkyl and lower alkoxy. Such
 35 compounds are ET_B active.

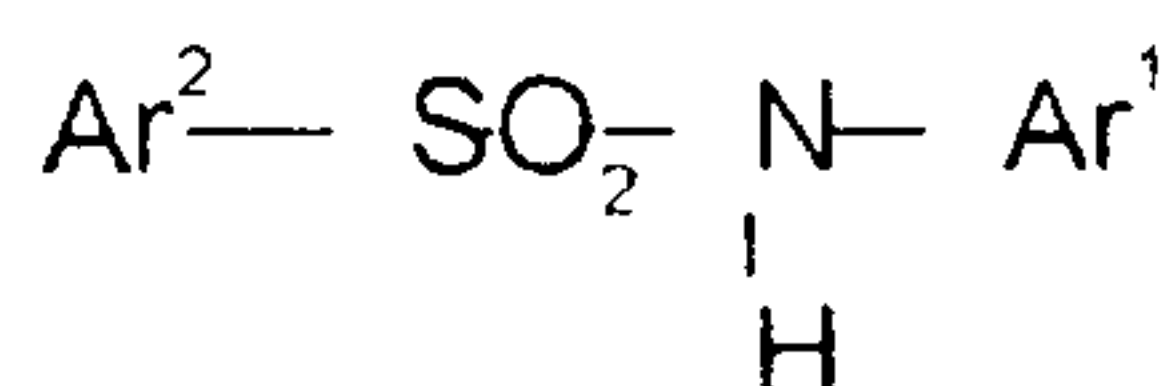
-71-

The preparation of the above and other compounds that possess the requisite activities are set forth in the Examples.

B. Sulfonamides and sulfonamide derivatives

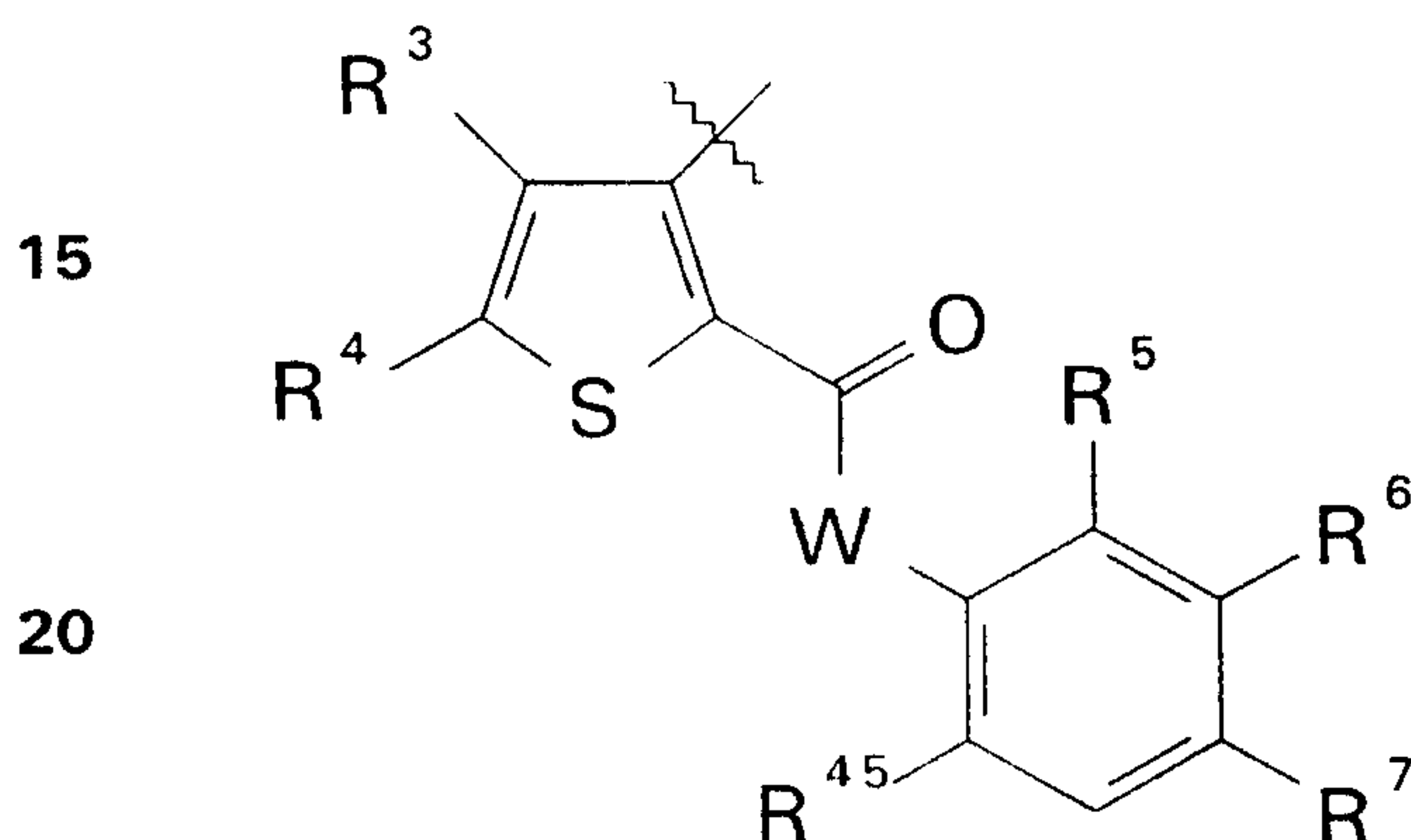
Sulfonamides and sulfonamide derivatives are also provided. These
5 compounds are active in assays which measure endothelin antagonist activity.

The sulfonamides are of formula:



10

where Ar¹ is isoxazolyl and Ar² has the formula:



25 where R³ and R⁴ are hydrogen, or are substituents which are believed to provide enhanced tolerability of the compounds (*i.e.*, by altering the pharmacokinetic profile of the compound). Such substituents are preferably independently selected from halo, cyano, cyanoalkyl, C(O)R⁴¹, alkyl, alkenyl, cycloalkyl and aryl, or R³ and R⁴ together form alkylene; W is O, NH or CH₂;

30 R⁵, R⁶ and R⁷ are each independently selected as in (i) or (ii):

(i) R⁶ is hydrogen, unsubstituted alkyl, hydroxy, unsubstituted alkoxy, C(O)R⁴¹, carbamoyloxy or alkoxy-carbonyloxy, and

R⁵ and R⁷ are each independently selected from hydrogen, unsubstituted alkyl, hydroxy, C(O)R⁴¹, carbamoyloxy and alkoxy-carbonyloxy; or

35 (ii) if at least one of R³ and R⁴ is not hydrogen, then any two may form alkylenedioxy, and the other is selected as in (i); and

R⁴⁵ is selected from among alkyl, C(O)R⁴¹, (CH₂)_xOH and CH(OH)(CH₂)_xCH₃ in which x is 0-6, S(O)_nR⁴¹ in which n is 0-2 and C(=NR⁴³)R⁴¹;

-72-

- R⁴¹ is alkyl, aryl, heteroaryl, aralkyl, heteroaralkyl, cycloalkyl, alkylamino, dialkylamino, arylamino, diarylamino, (aryl)(alkyl)amino, alkylsulfonylamino, arylsulfonylamino, (alkylsulfonyl)(alkyl or aryl)amino or (arylsulfonyl)(alkyl or aryl)amino; and R⁴³ is selected from hydroxy, alkoxy, alkyl and aryl. R⁴¹ and R⁴³ are unsubstituted or substituted with one or more substituents selected from Y, which is defined as alkoxy, halide, pseudohalide, alkylcarbonyl, arylcarbonyl, amino, alkylamino, dialkylamino, carboxyl, alkoxy carbonyl, aryloxy carbonyl or hydroxy. Also of interest are the corresponding 3-acyl-2-thiophenesulfonamides.
- 5**
- 10** These compounds appear to exhibit superior potency, efficacy, bioavailability, in vivo half-life and/or stability compared with compounds where the aryl group has more than two hydrogen substituents, while avoiding toxicological effects associated with hydrophobicity (see, Table 4). In addition, these compounds appear to exhibit good profiles in standard in vitro toxicity
- 15** tests.
- It has been found that for in vivo administration, it is desirable to achieve the proper degree of hydrophilicity, which reduces potential hemolytic properties of the compounds. It has been found herein, for example, that this is achieved if the aryl group is tetra-, penta- or hexasubstituted, preferably pentasubstituted.
- 20** If the aryl group is tetrasubstituted, it will preferably be substituted at the 2, 4 and 6 positions, and one of these substituents will be a polar group, such as hydroxyl, acetoxy, carboxyl and carboxamide. Such substitution enhances the endothelin antagonist activity and the hydrophilicity of the compounds. If the aryl group is substituted at the 2, 4 and 6 positions with nonpolar groups, such
- 25** as alkyl groups, more specifically methyl groups, then the aryl group will preferably be penta- or hexasubstituted. In pentasubstituted aryl groups, the fifth substituent will be at the 3 position and will preferably be a polar group, such as hydroxyl, acetoxy, carboxyl and carboxamide. Such substitution is preferred to achieve highest levels of activity for therapeutic use.
- 30** Such substitution provides compounds with good bioavailability, long in vivo half-life, and/or good in vivo efficacy. In view of the disclosure herein,

-73-

other such optimal substituent patterns and substituents can be determined empirically using suitable animal models.

As noted above, the compounds of this embodiment provide enhanced tolerability as compared to similar compounds known in the art. Such enhanced
5 tolerability is manifested through alteration of the pharmacokinetic profile of the compounds. The pharmacokinetic profile is based on a number of factors, including, but not limited to, bioavailability, *in vivo* half-life, *in vivo* efficacy, potency, stability, receptor-selectivity, and the like.

In certain embodiments, the compounds are selected with the proviso
10 that at most one of R⁵, R⁶ and R⁷ is hydrogen and that the compound is not N-(4-chloro-3-methyl-5-isoxazolyl)-2-(2,4,6-trimethylphenylaminocarbonyl)-thiophene-3-sulfonamide, N-(4-chloro-3-methyl-5-isoxazolyl)-2-(2,4,6-trimethylphenylacetyl-3-thiophenesulfonamide, N-(3,4-dimethyl-5-isoxazolyl)-2-[(2,4,6-trimethylphenoxy)carbonyl]thiophene-3-sulfonamide, N-(4-chloro-3-
15 methyl-5-isoxazolyl)-2-[(2,4,6-trimethylphenoxy)carbonyl]thiophene-3-sulfonamide or N-(4-bromo-3-methyl-5-isoxazolyl)-2-[(2,4,6-trimethylphenoxy)carbonyl]thiophene-3-sulfonamide.

In other embodiments, the sulfonamides are selected with the further proviso that the compound is not N-(4-chloro-3-methyl-5-isoxazolyl)-2-(3-
20 methoxy-2,4,6-trimethylphenylaminocarbonyl)thiophene-3-sulfonamide, N-(4-chloro-3-methyl-5-isoxazolyl)-2-(3-hydroxy-2,4,6-trimethylphenylaminocarbonyl)-thiophene-3-sulfonamide, N-(4-chloro-5-methyl-3-isoxazolyl)-2-(3-hydroxy-2,4,6-trimethylphenylaminocarbonyl)thiophene-3-sulfonamide or N-(3,4-dimethyl-5-isoxazolyl)-2-(3-hydroxy-2,4,6-trimethylphenylaminocarbonyl)thiophene-3-
25 sulfonamide.

Preferred compounds include those in which R³ and R⁴ are each independently hydrogen, alkyl, halo, cyano, cyanomethyl, acetyl or cycloalkyl, or together form alkylene;

R⁵, R⁶ and R⁷ are each independently selected as in (i) or (ii), with the
30 proviso that at most one of R⁵, R⁶ and R⁷ are hydrogen:

(i) R⁶ is hydrogen, unsubstituted alkyl, hydroxy, unsubstituted alkoxy, C(O)R⁴¹, carbamoyloxy or alkoxy-carbonyloxy, and

-74-

R^5 and R^7 are each independently selected from hydrogen, unsubstituted alkyl, hydroxy, $C(O)R^{41}$, carbamoyloxy or alkoxy-carbonyloxy; or

(ii) if at least one of R^3 and R^4 is not hydrogen, then any two may form methylenedioxy, and the other is selected as in (i);

- 5 x is 0 or 1; n is 2; R^{41} is alkyl, cycloalkyl, alkylamino, dialkylamino, arylamino, diarylamino, alkylsulfonylamino or arylsulfonylamino; and R^{43} is hydroxy or alkoxy, with the proviso that the compound is not N-(4-chloro-3-methyl-5-isoxazolyl)-2-(2,4,6-trimethylphenylaminocarbonyl)-thiophene-3-sulfonamide, N-(4-chloro-3-methyl-5-isoxazolyl)-2-(2,4,6-trimethylphenylacetyl-
10 3-thiophenesulfonamide, N-(3,4-dimethyl-5-isoxazolyl)-2-[(2,4,6-trimethylphenoxy)carbonyl]thiophene-3-sulfonamide, N-(4-chloro-3-methyl-5-isoxazolyl)-2-[(2,4,6-trimethylphenoxy)carbonyl]thiophene-3-sulfonamide or N-(4-bromo-3-methyl-5-isoxazolyl)-2-[(2,4,6-trimethylphenoxy)-carbonyl]thiophene-3-sulfonamide.

- 15 In particular, compounds which are preferred are those in which Ar^1 is 4-chloro-3-methyl-5-isoxazolyl; R^3 and R^4 are each independently hydrogen, methyl, cyclopropyl, fluoro, chloro, cyano, cyanomethyl or acetyl, or together form butylene;

- 20 R^5 , R^6 and R^7 are each independently selected from (i) or (ii), with the proviso that at most one of R^5 , R^6 and R^7 is hydrogen:

(i) R^6 is selected from hydrogen, methyl, hydroxy, methoxy, acetyl, carbamoyloxy and methoxy-carbonyloxy, and

R^5 and R^7 are each independently hydrogen, methyl, hydroxy, acetyl, carbamoyloxy and methoxy-carbonyloxy; or

- 25 (ii) if at least one of R^3 and R^4 is not hydrogen, then R^6 and R^7 may form methylenedioxy and R^5 is selected as in (i); and

- R^{45} is acetyl, propanoyl, 2-methylpropanoyl, cyclopropylcarbonyl, benzoyl, cyclohexylcarbonyl, methyl, 1-hydroxy-1-ethyl, hydroxymethyl, methoxyacetyl, fluoroacetyl, carboxyacetyl, hydroxyacetyl, oximinoacetyl or
30 SO_2R^{41} , with the proviso that the compound is not N-(4-chloro-3-methyl-5-isoxazolyl)-2-(2,4,6-trimethylphenylaminocarbonyl)-thiophene-3-sulfonamide, N-(4-chloro-3-methyl-5-isoxazolyl)-2-(2,4,6-trimethylphenylacetyl)-3-

-75-

- thiophenesulfonamide, N-(3,4-dimethyl-5-isoxazolyl)-2-[(2,4,6-trimethylphenoxy)carbonyl]thiophene-3-sulfonamide, N-(4-chloro-3-methyl-5-isoxazolyl)-2-[(2,4,6-trimethylphenoxy)carbonyl]thiophene-3-sulfonamide or N-(4-bromo-3-methyl-5-isoxazolyl)-2-[(2,4,6-trimethylphenoxy)-carbonyl]thiophene-3-sulfonamide.
- 5 Particularly preferred compounds are selected from the following:
- N-(2-acetyl-4,6-dimethylphenyl)-3-(((4-chloro-3-methyl-5-isoxazolyl)amino)sulfonyl)-2-thiophenecarboxamide,
- N-(2-benzoyl-4,6-dimethylphenyl)-3-(((4-chloro-3-methyl-5-isoxazolyl)amino)sulfonyl)-2-thiophenecarboxamide,
- 10 3-(((4-chloro-3-methyl-5-isoxazolyl)amino)sulfonyl)-N-(2-hydroxyethanimidoyl)-4,6-dimethylphenyl)-2-thiophenecarboxamide,
- 3-(((4-chloro-3-methyl-5-isoxazolyl)amino)sulfonyl)-N-(2,4-dimethyl-6-propionylphenyl)-2-thiophenecarboxamide,
- 15 3-(((4-chloro-3-methyl-5-isoxazolyl)amino)sulfonyl)-N-(2-isobutyryl-4,6-dimethylphenyl)-2-thiophenecarboxamide,
- 3-(((4-chloro-3-methyl-5-isoxazolyl)amino)sulfonyl)-N-(2-(cyclohexylcarbonyl)-4,6-dimethylphenyl)-2-thiophenecarboxamide,
- 3-(((4-chloro-3-methyl-5-isoxazolyl)amino)sulfonyl)-N-(2-(cyclopropylcarbonyl)-4,6-dimethylphenyl)-2-thiophenecarboxamide,
- 20 3-(((3-(((4-chloro-3-methyl-5-isoxazolyl)amino)sulfonyl)-2-thienyl)carbonyl)amino)-2,4,6-trimethylphenyl carbamate,
- 3-(((3-(((4-chloro-3-methyl-5-isoxazolyl)amino)sulfonyl)-2-thienyl)carbonyl)amino)-2,4,6-trimethylphenyl methyl carbonate,
- 25 N-(4-chloro-3-methyl-5-isoxazolyl)-2-(2-(3-methoxy-2,4,6-trimethylphenyl)acetyl)-3-thiophenesulfonamide,
- N-(4-chloro-3-methyl-5-isoxazolyl)-2-(2-(3-hydroxy-2,4,6-trimethylphenyl)acetyl)-3-thiophenesulfonamide,
- 3-(((4-chloro-3-methyl-5-isoxazolyl)amino)sulfonyl)-N-(2-(2-hydroxy-1-methylethyl)-4,6-dimethylphenyl)-2-thiophenecarboxamide,
- 30 3-(((4-chloro-3-methyl-5-isoxazolyl)amino)sulfonyl)-N-(2-(2-hydroxyethyl)-4,6-dimethylphenyl)-2-thiophenecarboxamide,

-76-

- 3-(((4-chloro-3-methyl-5-isoxazolyl)amino)sulfonyl)-N-(2-(2,6-diacetyl)-4-methylphenyl)-2-thiophenecarboxamide,
- 3-(((4-chloro-3-methyl-5-isoxazolyl)amino)sulfonyl)-N-(2-(2-methoxyacetyl)-4,6-dimethylphenyl)-2-thiophenecarboxamide,
- 5** 3-(2-(((4-chloro-3-methyl-5-isoxazolyl)amino)sulfonyl)-2-thienyl)carbonyl)amino)-3,5-dimethylphenyl)-3-oxopropanoic acid,
- 3-(((4-chloro-3-methyl-5-isoxazolyl)amino)sulfonyl)-N-(2-glycolyl-4,6-dimethylphenyl)-2-thiophenecarboxamide,
- 3-(((4-chloro-3-methyl-5-isoxazolyl)amino)sulfonyl)-N-(2,4-dimethyl-6-methylsulfonyl)phenyl)-2-thiophenecarboxamide,
- 10** 3-(((4-chloro-3-methyl-5-isoxazolyl)amino)sulfonyl)-N-(2,4-dimethyl-6-((methylamino)sulfonyl)phenyl)-2-thiophenecarboxamide,
- 3-(((4-chloro-3-methyl-5-isoxazolyl)amino)sulfonyl)-N-(2,4-dimethyl-6-((dimethylamino)sulfonyl)phenyl)-2-thiophenecarboxamide,
- 15** 3-(((4-chloro-3-methyl-5-isoxazolyl)amino)sulfonyl)-N-(2,4-dimethyl-6-(((methylsulfonyl)amino)carbonyl)phenyl)-2-thiophenecarboxamide,
- 3-(((4-chloro-3-methyl-5-isoxazolyl)amino)sulfonyl)-N-(2-(2-fluoroacetyl)-4,6-dimethylphenyl)-2-thiophenecarboxamide,
- N-(2-acetyl-4,6-dimethylphenyl)-3-(((4-chloro-3-methyl-5-isoxazolyl)amino)sulfonyl)-5-methyl-2-thiophenecarboxamide,
- 20** N-(2-benzoyl-4,6-dimethylphenyl)-3-(((4-chloro-3-methyl-5-isoxazolyl)amino)sulfonyl)-5-methyl-2-thiophenecarboxamide,
- 3-(((4-chloro-3-methyl-5-isoxazolyl)amino)sulfonyl)-N-(2-hydroxyethanimidoyl)-4,6-dimethylphenyl)-5-methyl-2-thiophenecarboxamide,
- 25** 3-(((4-chloro-3-methyl-5-isoxazolyl)amino)sulfonyl)-N-(2,4-dimethyl-6-propionylphenyl)-5-methyl-2-thiophenecarboxamide,
- 3-(((4-chloro-3-methyl-5-isoxazolyl)amino)sulfonyl)-N-(2-isobutyryl-4,6-dimethylphenyl)-5-methyl-2-thiophenecarboxamide,
- 3-(((4-chloro-3-methyl-5-isoxazolyl)amino)sulfonyl)-N-(2-
- 30** (cyclohexylcarbonyl)-4,6-dimethylphenyl)-5-methyl-2-thiophenecarboxamide,
- 3-(((4-chloro-3-methyl-5-isoxazolyl)amino)sulfonyl)-N-(2-(cyclopropylcarbonyl)-4,6-dimethylphenyl)-5-methyl-2-thiophenecarboxamide,

-77-

- 3-(((3-(((4-chloro-3-methyl-5-isoxazolyl)amino)sulfonyl)-2-(5-methylthienyl))carbonyl)amino)-2,4,6-trimethylphenyl carbamate,
- 3-(((3-(((4-chloro-3-methyl-5-isoxazolyl)amino)sulfonyl)-2-(5-methylthienyl))carbonyl)amino)-2,4,6-trimethylphenyl methyl carbonate,
- 5 N-(4-chloro-3-methyl-5-isoxazolyl)-2-(2-(3-methoxy-2,4,6-trimethylphenyl)acetyl)-5-methyl-3-thiophenesulfonamide,
- N-(4-chloro-3-methyl-5-isoxazolyl)-2-(2-(3-hydroxy-2,4,6-trimethylphenyl)acetyl)-5-methyl-3-thiophenesulfonamide,
- 10 3-(((4-chloro-3-methyl-5-isoxazolyl)amino)sulfonyl)-N-(2-(2-hydroxy-1-methylethyl)-4,6-dimethylphenyl)-5-methyl-2-thiophenecarboxamide,
- 3-(((4-chloro-3-methyl-5-isoxazolyl)amino)sulfonyl)-N-(2-(2-hydroxyethyl)-4,6-dimethylphenyl)-5-methyl-2-thiophenecarboxamide,
- 3-(((4-chloro-3-methyl-5-isoxazolyl)amino)sulfonyl)-N-(2-(2,6-diacetyl)-4-methylphenyl)-5-methyl-2-thiophenecarboxamide,
- 15 3-(((4-chloro-3-methyl-5-isoxazolyl)amino)sulfonyl)-N-(2-(2-methoxyacetyl)-4,6-dimethylphenyl)-5-methyl-2-thiophenecarboxamide,
- 3-(2-(((4-chloro-3-methyl-5-isoxazolyl)amino)sulfonyl)-2-(5-methylthienyl))carbonyl)amino)-3,5-dimethylphenyl)-3-oxopropanoic acid,
- 3-(((4-chloro-3-methyl-5-isoxazolyl)amino)sulfonyl)-N-(2-glycolyl-4,6-
- 20 dimethylphenyl)-5-methyl-2-thiophenecarboxamide,
- 3-(((4-chloro-3-methyl-5-isoxazolyl)amino)sulfonyl)-N-(2,4-dimethyl-6-methylsulfonyl)phenyl)-5-methyl-2-thiophenecarboxamide,
- 3-(((4-chloro-3-methyl-5-isoxazolyl)amino)sulfonyl)-N-(2,4-dimethyl-6-((methylamino)sulfonyl)phenyl)-5-methyl-2-thiophenecarboxamide,
- 25 3-(((4-chloro-3-methyl-5-isoxazolyl)amino)sulfonyl)-N-(2,4-dimethyl-6-((dimethylamino)sulfonyl)phenyl)-5-methyl-2-thiophenecarboxamide,
- 3-(((4-chloro-3-methyl-5-isoxazolyl)amino)sulfonyl)-N-(2,4-dimethyl-6-(((methylsulfonyl)amino)carbonyl)phenyl)-5-methyl-2-thiophenecarboxamide,
- 3-(((4-chloro-3-methyl-5-isoxazolyl)amino)sulfonyl)-N-(2-(2-fluoroacetyl)-
- 30 4,6-dimethylphenyl)-5-methyl-2-thiophenecarboxamide,
- N-(6-acetyl-4-methyl-1,3-benzodioxol-5-yl)-3-(((4-chloro-3-methyl-5-isoxazolyl)amino)sulfonyl)-5-methyl-2-thiophenecarboxamide,

-78-

- N-(4-acetyl-6-methyl-1,3-benzodioxol-5-yl)-3-(((4-chloro-3-methyl-5-isoxazolyl)amino)sulfonyl)-5-methyl-2-thiophenecarboxamide,
- N-(2-acetyl-4,6-dimethylphenyl)-3-(((4-chloro-3-methyl-5-isoxazolyl)amino)sulfonyl)-4-methyl-2-thiophenecarboxamide,
- 5 N-(2-benzoyl-4,6-dimethylphenyl)-3-(((4-chloro-3-methyl-5-isoxazolyl)amino)sulfonyl)-4-methyl-2-thiophenecarboxamide,
- 3-(((4-chloro-3-methyl-5-isoxazolyl)amino)sulfonyl)-N-(2-hydroxyethanimidoyl)-4,6-dimethylphenyl)-4-methyl-2-thiophenecarboxamide,
- 3-(((4-chloro-3-methyl-5-isoxazolyl)amino)sulfonyl)-N-(2,4-dimethyl-6-propionylphenyl)-4-methyl-2-thiophenecarboxamide,
- 10 3-(((4-chloro-3-methyl-5-isoxazolyl)amino)sulfonyl)-N-(2-isobutyryl-4,6-dimethylphenyl)-4-methyl-2-thiophenecarboxamide,
- 3-(((4-chloro-3-methyl-5-isoxazolyl)amino)sulfonyl)-N-(2-(cyclohexylcarbonyl)-4,6-dimethylphenyl)-4-methyl-2-thiophenecarboxamide,
- 15 3-(((4-chloro-3-methyl-5-isoxazolyl)amino)sulfonyl)-N-(2-(cyclopropylcarbonyl)-4,6-dimethylphenyl)-4-methyl-2-thiophenecarboxamide,
- 3-(((3-(((4-chloro-3-methyl-5-isoxazolyl)amino)sulfonyl)-2-(4-methylthienyl))carbonyl)amino)-2,4,6-trimethylphenyl carbamate,
- 3-(((3-(((4-chloro-3-methyl-5-isoxazolyl)amino)sulfonyl)-2-(4-methylthienyl))carbonyl)amino)-2,4,6-trimethylphenyl methyl carbonate,
- 20 N-(4-chloro-3-methyl-5-isoxazolyl)-2-(2-(3-methoxy-2,4,6-trimethylphenyl)acetyl)-4-methyl-3-thiophenesulfonamide,
- N-(4-chloro-3-methyl-5-isoxazolyl)-2-(2-(3-hydroxy-2,4,6-trimethylphenyl)acetyl)-4-methyl-3-thiophenesulfonamide,
- 25 3-(((4-chloro-3-methyl-5-isoxazolyl)amino)sulfonyl)-N-(2-(2-hydroxy-1-methylethyl)-4,6-dimethylphenyl)-4-methyl-2-thiophenecarboxamide,
- 3-(((4-chloro-3-methyl-5-isoxazolyl)amino)sulfonyl)-N-(2-(2-hydroxyethyl)-4,6-dimethylphenyl)-4-methyl-2-thiophenecarboxamide,
- 3-(((4-chloro-3-methyl-5-isoxazolyl)amino)sulfonyl)-N-(2-(2,6-diacetyl)-4-methylphenyl)-4-methyl-2-thiophenecarboxamide,
- 30 3-(((4-chloro-3-methyl-5-isoxazolyl)amino)sulfonyl)-N-(2-(2-methoxyacetyl)-4,6-dimethylphenyl)-4-methyl-2-thiophenecarboxamide,

-79-

- 3-(2-(((4-chloro-3-methyl-5-isoxazolyl)amino)sulfonyl)-2-(4-methylthienyl))carbonyl)amino)-3,5-dimethylphenyl)-3-oxopropanoic acid,
- 3-(((4-chloro-3-methyl-5-isoxazolyl)amino)sulfonyl)-N-(2-glycolyl-4,6-dimethylphenyl)-4-methyl-2-thiophenecarboxamide,
- 5 3-(((4-chloro-3-methyl-5-isoxazolyl)amino)sulfonyl)-N-(2,4-dimethyl-6-methylsulfonyl)phenyl)-4-methyl-2-thiophenecarboxamide,
- 3-(((4-chloro-3-methyl-5-isoxazolyl)amino)sulfonyl)-N-(2,4-dimethyl-6-((methylamino)sulfonyl)phenyl)-4-methyl-2-thiophenecarboxamide,
- 10 3-(((4-chloro-3-methyl-5-isoxazolyl)amino)sulfonyl)-N-(2,4-dimethyl-6-((dimethylamino)sulfonyl)phenyl)-4-methyl-2-thiophenecarboxamide,
- 3-(((4-chloro-3-methyl-5-isoxazolyl)amino)sulfonyl)-N-(2,4-dimethyl-6-(((methylsulfonyl)amino)carbonyl)phenyl)-4-methyl-2-thiophenecarboxamide,
- 3-(((4-chloro-3-methyl-5-isoxazolyl)amino)sulfonyl)-N-(2-(2-fluoroacetyl)-4,6-dimethylphenyl)-4-methyl-2-thiophenecarboxamide,
- 15 N-(6-acetyl-4-methyl-1,3-benzodioxol-5-yl)-3-(((4-chloro-3-methyl-5-isoxazolyl)amino)sulfonyl)-4-methyl-2-thiophenecarboxamide,
- N-(4-acetyl-6-methyl-1,3-benzodioxol-5-yl)-3-(((4-chloro-3-methyl-5-isoxazolyl)amino)sulfonyl)-4-methyl-2-thiophenecarboxamide,
- N-(2-acetyl-4,6-dimethylphenyl)-3-(((4-chloro-3-methyl-5-
- 20 isoxazolyl)amino)sulfonyl)-4,5-dimethyl-2-thiophenecarboxamide,
- N-(2-benzoyl-4,6-dimethylphenyl)-3-(((4-chloro-3-methyl-5-isoxazolyl)amino)sulfonyl)-4,5-dimethyl-2-thiophenecarboxamide,
- 3-(((4-chloro-3-methyl-5-isoxazolyl)amino)sulfonyl)-N-(2-hydroxyethanimidoyl)-4,6-dimethylphenyl)-4,5-dimethyl-2-
- 25 thiophenecarboxamide,
- 3-(((4-chloro-3-methyl-5-isoxazolyl)amino)sulfonyl)-N-(2,4-dimethyl-6-propionylphenyl)-4,5-dimethyl-2-thiophenecarboxamide,
- 3-(((4-chloro-3-methyl-5-isoxazolyl)amino)sulfonyl)-N-(2-isobutyryl-4,6-dimethylphenyl)-4,5-dimethyl-2-thiophenecarboxamide,
- 30 3-(((4-chloro-3-methyl-5-isoxazolyl)amino)sulfonyl)-N-(2-(cyclohexylcarbonyl)-4,6-dimethylphenyl)-4,5-dimethyl-2-thiophenecarboxamide,

-80-

- 3-(((4-chloro-3-methyl-5-isoxazolyl)amino)sulfonyl)-N-(2-(cyclopropylcarbonyl)-4,6-dimethylphenyl)-4,5-dimethyl-2-thiophenecarboxamide,
- 3-(((3-(((4-chloro-3-methyl-5-isoxazolyl)amino)sulfonyl)-2-(4,5-dimethylthienyl))carbonyl)amino)-2,4,6-trimethylphenyl carbamate,
- 3-(((3-(((4-chloro-3-methyl-5-isoxazolyl)amino)sulfonyl)-2-(4,5-dimethylthienyl))carbonyl)amino)-2,4,6-trimethylphenyl methyl carbonate,
- N-(4-chloro-3-methyl-5-isoxazolyl)-2-(2-(3-methoxy-2,4,6-trimethylphenyl)acetyl)-4,5-dimethyl-3-thiophenesulfonamide,
- N-(4-chloro-3-methyl-5-isoxazolyl)-2-(2-(3-hydroxy-2,4,6-trimethylphenyl)acetyl)-4,5-dimethyl-3-thiophenesulfonamide,
- 3-(((4-chloro-3-methyl-5-isoxazolyl)amino)sulfonyl)-N-(2-(2-hydroxy-1-methylethyl)-4,6-dimethylphenyl)-4,5-dimethyl-2-thiophenecarboxamide,
- 3-(((4-chloro-3-methyl-5-isoxazolyl)amino)sulfonyl)-N-(2-(2-hydroxyethyl)-4,6-dimethylphenyl)-4,5-dimethyl-2-thiophenecarboxamide,
- 3-(((4-chloro-3-methyl-5-isoxazolyl)amino)sulfonyl)-N-(2-(2,6-diacetyl)-4-methylphenyl)-4,5-dimethyl-2-thiophenecarboxamide,
- 3-(((4-chloro-3-methyl-5-isoxazolyl)amino)sulfonyl)-N-(2-(2-methoxyacetyl)-4,6-dimethylphenyl)-4,5-dimethyl-2-thiophenecarboxamide,
- 3-(2-(((4-chloro-3-methyl-5-isoxazolyl)amino)sulfonyl)-2-(4,5-dimethylthienyl))carbonyl)amino)-3,5-dimethylphenyl)-3-oxopropanoic acid,
- 3-(((4-chloro-3-methyl-5-isoxazolyl)amino)sulfonyl)-N-(2-glycolyl-4,6-dimethylphenyl)-4,5-dimethyl-2-thiophenecarboxamide,
- 3-(((4-chloro-3-methyl-5-isoxazolyl)amino)sulfonyl)-N-(2,4-dimethyl-6-methylsulfonyl)phenyl)-4,5-dimethyl-2-thiophenecarboxamide,
- 3-(((4-chloro-3-methyl-5-isoxazolyl)amino)sulfonyl)-N-(2,4-dimethyl-6-((methylamino)sulfonyl)phenyl)-4,5-dimethyl-2-thiophenecarboxamide,
- 3-(((4-chloro-3-methyl-5-isoxazolyl)amino)sulfonyl)-N-(2,4-dimethyl-6-((dimethylamino)sulfonyl)phenyl)-4,5-dimethyl-2-thiophenecarboxamide,
- 3-(((4-chloro-3-methyl-5-isoxazolyl)amino)sulfonyl)-N-(2,4-dimethyl-6-(((methylsulfonyl)amino)carbonyl)phenyl)-4,5-dimethyl-2-thiophenecarboxamide,

-81-

3-(((4-chloro-3-methyl-5-isoxazolyl)amino)sulfonyl)-N-(2-(2-fluoroacetyl)-4,6-dimethylphenyl)-4,5-dimethyl-2-thiophenecarboxamide,

N-(6-acetyl-4-methyl-1,3-benzodioxol-5-yl)-3-(((4-chloro-3-methyl-5-isoxazolyl)amino)sulfonyl)-4,5-dimethyl-2-thiophenecarboxamide, and

5 N-(4-acetyl-6-methyl-1,3-benzodioxol-5-yl)-3-(((4-chloro-3-methyl-5-isoxazolyl)amino)sulfonyl)-4,5-dimethyl-2-thiophenecarboxamide.

Also among the preferred compounds are those selected from the following:

10 N-(2-acetyl-4,6-dimethylphenyl)-3-(((4-chloro-3-methyl-5-isoxazolyl)amino)sulfonyl)-5-cyclopropyl-2-thiophenecarboxamide,

5-acetyl-(N-(2-acetyl-4,6-dimethylphenyl)-3-(((4-chloro-3-methyl-5-isoxazolyl)amino)sulfonyl)-2-thiophenecarboxamide,

N-(2-acetyl-4,6-dimethylphenyl)-3-(((4-chloro-3-methyl-5-isoxazolyl)amino)sulfonyl)-5-cyano-2-thiophenecarboxamide,

15 N-(2-acetyl-4,6-dimethylphenyl)-3-(((4-chloro-3-methyl-5-isoxazolyl)amino)sulfonyl)-5-(cyanomethyl)-2-thiophenecarboxamide,

N-(2-acetyl-4,6-dimethylphenyl)-3-(((4-chloro-3-methyl-5-isoxazolyl)amino)sulfonyl)-5-fluoro-2-thiophenecarboxamide,

20 N-(2-acetyl-4,6-dimethylphenyl)-3-(((4-chloro-3-methyl-5-isoxazolyl)amino)sulfonyl)-5-chloro-2-thiophenecarboxamide, and

N-2-acetyl-4,6-dimethylphenyl)-5-chloro-3-(((4-chloro-3-methyl-5-isoxazolyl)amino)sulfonyl)-4,5,6,7-tetrahydro-1-benzothiophene-2-carboxamide.

Preferred compounds are also those where W is O or CH₂. The sulfonamides are thus 2-phenoxyacetyl-3-sulfonamide, 3-phenoxyacetyl-2-sulfonamide, 2-phenylacetyl-3-sulfonamide and 3-phenylacetyl-2-sulfonamide derivatives of the above compounds.

Table 3 sets forth exemplary compounds of this embodiment and demonstrates that the compounds have activity as endothelin receptor antagonists. More preferred compounds of Table 3 are those that have the highest activities, and preferred substituents are those on the compounds with the highest activities. The data in Table 3 is intended for exemplary and

-82-

comparison purposes only and is not intended to limit the scope of this embodiment in any way.

TABLE 3

	COMPOUND	ET _A (μM) [*]	ET _A /ET _B
5	N-(2-acetyl-4,6-dimethylphenyl)-3-(((4-chloro-3-methyl-5-isoxazolyl)amino)sulfonyl)-2-thiophenecarboxamide	0.00055 [†]	34000 [‡]
10	3-(((4-chloro-3-methyl-5-isoxazolyl)amino)sulfonyl)-N-(2-isobutyryl-4,6-dimethylphenyl)-2-thiophenecarboxamide	0.00111 [†]	14000 [‡]
	N-(2-benzoyl-4,6-dimethylphenyl)-3-(((4-chloro-3-methyl-5-isoxazolyl)amino)sulfonyl)-2-thiophenecarboxamide	0.00426 [†]	6000 [‡]
15	N-(2-acetyl-4,6-dimethylphenyl)-3-(((4-chloro-3-methyl-5-isoxazolyl)amino)sulfonyl)-5-methyl-2-thiophenecarboxamide	0.00294 [†]	9000 [‡]
	3-(((4-chloro-3-methyl-5-isoxazolyl)amino)sulfonyl)-N-(2,4-dimethyl-6-propionylphenyl)-2-thiophenecarboxamide	0.00061 [†]	21000 [‡]
20	3-(((4-chloro-3-methyl-5-isoxazolyl)amino)sulfonyl)-N-(2-(cyclopropylcarbonyl)-4,6-dimethylphenyl)-2-thiophenecarboxamide	0.00036 [†]	45000 [‡]
25	3-(((4-chloro-3-methyl-5-isoxazolyl)amino)sulfonyl)-N-(2-(cyclohexylcarbonyl)-4,6-dimethylphenyl)-2-thiophenecarboxamide	0.0149 [†]	1300 [‡]
	3-(((3-(((4-chloro-3-methyl-5-isoxazolyl)amino)sulfonyl)-2-thienyl)carbonyl)amino)-2,4,6-trimethylphenyl methyl carbonate	0.00075 [†]	--
30	3-(((3-(((4-chloro-3-methyl-5-isoxazolyl)amino)sulfonyl)-2-thienyl)carbonyl)amino)-2,4,6-trimethylphenyl carbamate	0.00545 [†]	--

* results are generally the average of 2 to 5 experiments

† assay performed with incubation at 24° C. As described in the

35 Examples, incubation at the higher temperature reduces the activity by a factor of 2- to about 10-compared to the activity at 4° C

-- data not available or measured as % inhibition @ 100 μM

‡ ET_A/ET_B selectivity

40 Table 4 lists oral half-life, bioavailability, and in vivo activity of selected exemplary compounds. The in vivo activity was measured in a pulmonary

-83-

hypertension model and is a measure of the activity of the compounds at selected dosages. As Table 4 indicates, the compounds claimed herein exhibit improved oral half-life, bioavailability, and/or *in vivo* activity over those disclosed previously (see, *e.g.*, PCT International Publication No. WO 5 96/31492).

TABLE 4

	COMPOUND	P _{app} ^a	POt _{1/2} in Rat ^b	Peak Plasma Levels ^c	<i>in vivo</i> Efficacy ^d
10	N-(4-chloro-3-methyl-5-isoxazolyl)-2-[2-methyl-4,5-(methylenedioxy)phenyl-acetyl]thiophene-3-sulfonamide	2.32	4.1	173	++
	N-(4-chloro-3-methyl-5-isoxazolyl)-2-[(2,3,4-trimethoxy-6-cyano)phenyl-aminocarbonyl]thiophene-3-sulfonamide	0.58			
15	N-(4-chloro-3-methyl-5-isoxazolyl)-2-(3-cyanomethyl-2,4,6-trimethylphenyl-aminocarbonyl)thiophene-3-sulfonamide	1.78	3.4	40.2	++
20	N-(4-chloro-3-methyl-5-isoxazolyl)-2-(3-carboxymethyl-2,4,6-trimethylphenylaminocarbonyl)thiophene-3-sulfonamide	1.10			
25	N-(4-chloro-3-methyl-5-isoxazolyl)-2-(3-hydroxymethyl-2,4,6-trimethylphenylaminocarbonyl)thiophene-3-sulfonamide	1.56	1.5	3	-/+
30	N-(4-chloro-3-methyl-5-isoxazolyl)-2-(3-methanesulfonylamino-2,4,6-trimethylphenylaminocarbonyl)thiophene-3-sulfonamide		5.9	2.6	
	N-(4-chloro-3-methyl-5-isoxazolyl)-2-(3-cyano-2,4,6-trimethylphenylaminocarbonyl)thiophene-3-sulfonamide		3.9	20	++
35	N-(2-acetyl-4,6-dimethylphenyl)-3-(((4-chloro-3-methyl-5-isoxazolyl)amino)sulfonyl)-2-thiophenecarboxamide	40%	8.6	57	++ ^e

-84-

COMPOUND	P_{app}^a	$POt_{1/2}$ in Rat ^b	Peak Plasma Levels ^c	<i>in vivo</i> Efficacy ^d
3-(((4-chloro-3-methyl-5-isoxazolyl)amino)sulfonyl)-N-(2-isobutyryl-4,6-dimethylphenyl)-2-thiophenecarboxamide		5.4	59	
5 3-(((4-chloro-3-methyl-5-isoxazolyl)amino)sulfonyl)-N-(2-(cyclopropylcarbonyl)-4,6-dimethylphenyl)-2-thiophenecarboxamide		5.5	53	

^a x 10⁶ cm/sec^b in hours^c in μ g/mL^d Pulmonary Hypertension model: + + effective at 5 mg/kg

15 - no effect at 5 mg/kg

+ effective at 15 mg/kg

^e effective at 0.3 mg/kg *in vivo*

20 C. Preparation of the compounds

The preparation of the neutral (*i.e.*, free) sulfonamide compounds that possess the requisite activities are set forth in U.S. Patent Nos. 5,464,853, 5,594,021, 5,591,761, 5,571,821, 5,514,691, 5,464,853, commonly owned co-pending U.S. application Serial Nos. 08/721,183 and 08/847,797, and

25 commonly owned published International PCT application Nos. WO 96/31492 and WO 97/27979. Representative syntheses are set forth the Examples. Compounds whose synthesis is not explicitly exemplified herein or in the above-listed patents and published International PCT applications. can be synthesized

30 Examples by substituting appropriate readily available reagents.

Salts, acids and other derivatives thereof can be synthesized as outlined and exemplified herein, or by other methods known to those of skill in the art.

1. Neutral compounds

In general, most of the syntheses involve the condensation of a sulfonyl

35 chloride with an aminoisoxazole in dry pyridine or in tetrahydrofuran (THF) and sodium hydride. The sulfonyl chlorides and aminoisoxazoles either can be

-85-

obtained commercially or synthesized according to methods described in the Examples or using other methods available to those of skill in this art (see, *e.g.*, U.S. Patent Nos. 4,659,369, 4,861,366 and 4,753,672).

The N-(alkylisoxazolyl)sulfonamides can be prepared by condensing an aminoisoxazole with a sulfonyl chloride in dry pyridine with or without the catalyst 4-(dimethylamino)pyridine. The N-(3,4-dimethyl-5-isoxazolyl)sulfonamides and N-(4,5-dimethyl-3-isoxazolyl)sulfonamides can be prepared from the corresponding aminodimethylisoxazole, such as 5-amino-3,4-dimethylisoxazole. For example, N-(3,4-dimethyl-5-isoxazolyl)-2-(carbomethoxy)thiophene-3-sulfonamide was prepared from 2-methoxycarbonylthiophene-3-sulfonyl chloride and 5-amino-3,4-dimethylisoxazole in dry pyridine.

The N-(4-haloisoxazolyl)sulfonamides can be prepared by condensation of amino-4-haloisoxazole with a sulfonyl chloride in THF with sodium hydride as a base. For example, N-(4-bromo-3-methyl-5-isoxazolyl)thiophene-2-sulfonamide was prepared from 5-amino-4-bromo-3-methylisoxazole and thiophene-2-sulfonyl chloride in THF and sodium hydride. N-(4-bromo-3-methyl-5-isoxazolyl)-5-(3-isoxazolyl)thiophene-2-sulfonamide was prepared from 5-amino-4-bromo-3-methylisoxazole and 5-(3-isoxazolyl)thiophene-2-sulfonyl chloride.

Alternatively, compounds, such as those in which Ar² is thienyl, furyl and pyrrolyl herein, may be prepared by reacting an appropriate sulfonyl chloride with a 5-aminoisoxazole substituted at the 3 and 4 positions, such as 5-amino-4-bromo-3-methylisoxazole, in tetrahydrofuran (THF) solution containing a base, such as sodium hydride. Following the reaction, the THF is removed under reduced pressure, the residue dissolved in water, acidified and extracted with methylene chloride. The organic layer is washed and then dried over anhydrous magnesium sulfate, the solvents are evaporated and the residue is purified by recrystallization using hexanes/ethyl acetate to yield pure product.

These sulfonamides also can be prepared from the corresponding sulfonyl chloride and the aminoisoxazole in pyridine with or without a catalytic amount of 4-dimethylaminopyridine (DMAP). In some cases, the bis-sulfonyl compound is obtained as the major or exclusive product. The bis-sulfonated products can be readily hydrolyzed to the sulfonamide using aqueous sodium

-86-

hydroxide and a suitable co-solvent, such as methanol or tetrahydrofuran, generally at room temperature.

Other examples include:

(a) N-(4-bromo-3-methyl-5-isoxazolyl)-2-(N-phenylamino-
5 carbonyl)thiophene-3-sulfonamide was prepared from N-(4-bromo-3-methyl-5-isoxazolyl)-2-carboxylthiophene-3-sulfonamide, aniline and 1-ethyl-3'-[3-dimethylaminopropyl]carbodiimide (EDCI). N-(4-bromo-3-methyl-5-isoxazolyl)-2-
10 [(4-methoxyphenyl)aminocarbonyl]thiophene-3-sulfonamide was prepared from 4-methoxyaniline, N,N'-diisopropylethylamine and N-(4-bromo-3-methyl-5-isoxazolyl)-2-carboxylthiophene-3-sulfonamide. N-(4-bromo-3-methyl-5-isoxazolyl)-2-(benzylaminocarbonyl)thiophene-3-sulfonamide was prepared from N-(4-bromo-3-methyl-5-isoxazolyl)-2-carboxylthiophene-3-sulfonamide and benzylamine as described above.

N-(4-bromo-3-methyl-5-isoxazolyl)-2-carboxylthiophene-3-sulfonamide
15 was prepared from N-(4-bromo-3-methyl-5-isoxazolyl)-2-(carbomethoxy)thiophene-3-sulfonamide, which was prepared from the condensation of 5-amino-4-bromo-3-methylisoxazole and 2-(carbomethoxy)thiophene-3-sulfonyl chloride.

(b) N-(4-bromo-3-methyl-5-isoxazolyl)-1-(4'-isopropylphenyl)pyrrole-2-sulfonamide and N-(4-bromo-3-methyl-5-isoxazolyl)-1-(4'-
20 isopropylphenyl)pyrrole-3-sulfonamide were prepared from 5-amino-4-bromo-3-methylisoxazole and a mixture of 1-(4'-isopropylphenyl)pyrrole-2-sulfonyl chloride and 1-(4'-isopropylphenyl)pyrrole-3-sulfonyl chloride. These sulfonyl chlorides were prepared from 1-(4'-isopropylphenyl)pyrrole-2-sulfonic acid, phosphorus oxychloride and phosphorus pentachloride. 1-(4'-isopropylphenyl)-
25 pyrrole-2-sulfonic acid was prepared from 1-(4'-isopropylphenyl)pyrrole and chlorosulfonic acid. 1-(4'-isopropylphenyl)pyrrole was prepared from 4-isopropylaniline and 2,5-dimethoxytetrahydrofuran.

2. Salts of the neutral compounds

Pharmaceutically-acceptable salts of the compounds may be prepared by
30 the exemplified method or any other method known to those of skill in the art. As exemplified herein, in the case of organic salts, the organic base, such as N,N'-dibenzylethylenediamine, chlorprocaine, choline, ammonia,

-87-

diethanolamine and other hydroxyalkylamines, ethylenediamine, N-methylglucamine, procaine, N-benzylphenethylamine, 1-para-chlorobenzyl-2-pyrrolidin-1'-ylmethylbenzimidazole, diethylamine and other alkylamines, piperazine, or tris(hydroxymethyl)aminomethane, may be mixed with an
5 equimolar amount of the sulfonamide. Subsequent recovery of the salt by crystallization, precipitation, concentration of the solution, lyophilization, spray-drying, chromatography, including, but not limited to, normal- and reverse-phase chromatography or resin chromatography, or any other method known to those of skill in the art would provide the desired salts. The pharmaceutically
10 acceptable cationic salts can be prepared by reacting the acid forms with an appropriate base.

3. Salts of hydrophobic sulfonamides

A process of making an alkali metal salt of hydrophobic sulfonamide modulators of endothelin activity is provided. More particularly, processes for
15 making sodium salts of such sulfonamides are provided. Each process includes the steps of dissolving the free sulfonamide in an organic solvent in the presence of a saturated aqueous solution of an alkali metal salt and recovering and purifying the sulfonamide salt.

The sulfonamide to be converted to an alkali metal salt can be made by
20 any process well known in the art (see, *e.g.*, U.S. Patent Nos. 5,591,761 and 5,594,021). By way of example, N²-methoxy-N²-methyl-3-(4-chloro-3-methyl-5-isoxazolylsulfamoyl)-2-thiophenecarboxamide is reacted with 6-methylbenzo[d][1,3]dioxol-5-ylmethyl magnesium chloride in an organic solvent to provide 4-chloro-3-methyl-5-(2-(2-(6-methylbenzo[d][1,3]dioxol-5-yl)acetyl)-3-
25 thienylsulfonamido)isoxazole as a crude product that is purified by preparative HPLC.

A process for preparation of alkali metal salts

An alternative process for preparing the salts is provided herein and exemplified below (see, Example 7). Briefly, the process includes the steps of
30 (a) admixing 5-chloromethyl-6-methylbenzo[d][1,3]dioxole and activated magnesium in tetrahydrofuran to form a Grignard reagent; (b) adding N²-methoxy-N²-methyl-3-(4-chloro-3-methyl-5-isoxazolylsulfamoyl)-2-

-88-

thiophenecarboxamide to the reaction admixture; (c) diluting the mixture from step (b) sequentially with a concentrated inorganic acid and an organic solvent to form an aqueous layer and an organic layer; and (d) drying the organic layer and evaporating the solvent to form a residue.

5 The salt-forming process of begins with dissolution of the free sulfonamide in an organic solvent. Suitable organic solvents suitable for use in these processes are well known in the art. Exemplary and preferred organic solvents are ethyl acetate, methyl t-butyl ether, methylene chloride, THF, ether, acetonitrile, dioxane and chloroform. Ethyl acetate is the most preferred organic
10 solvent.

Formation of the alkali metal salt proceeds by exposing the organic solvent containing the free sulfonamide to a saturated solution of an alkali metal salt. The particular salt used with depend on the desired sulfonamide salt to be formed. Alkali metals suitable for use in the present process are well known in
15 the art and include sodium, potassium, calcium, magnesium and the like. For preparation of a sulfonamide salt useful fora pharmaceutical composition, sodium and calcium are the preferred alkali metals. Sodium is most preferred. Anionic components of the salt are well known in the art and include carbonate, phosphate, bicarbonate, nitrate, hydroxide and the like and combinations
20 thereof. Carbonate, bicarbonate and hydroxide anions are preferred. Bicarbonate is more preferred. The alkali metal salt used to form the sulfonamide salt is in the for of a highly concentrated aqueous solution. It is preferred that saturated solutions be used. Means for making saturated alkali metal salt solutions are well known in the art. The biphasic mixture is agitated
25 by any number of methods including shaking, stirring, sonication, etc. After allowing the layers to separate, the aqueous phase is removed.

Recovery of the product from the organic solvent is accomplished using any means well known in the art, such as crystallization and filtration. In one embodiment, the organic solvent containing the sulfonamide salt is washed with
30 a concentrated salt solution, wherein the alkali metal is the same as used for salt formation. Where the alkali metal salt is sodium, exemplary wash solutions are concentrated solutions of sodium chloride (e.g., brine) or sodium

-89-

bicarbonate. Once the protonated form of the sulfonamide has been converted to the salt form, it is important to use concentrated (> than about 3 percent by weight) salt wash solutions. Surprisingly, the alkali metal sulfonamide salt is more soluble in organic solvents than in saturated alkali metal solutions. Use of
5 a diluted solution of salt (e.g., half-strength brine) or water for washing the organic solvent may cause disproportionation of the product between water and the organic layer, and subsequent loss of material. After washing, the product solution can be dried concentrated to provide crude product as, for example, a residue. In a preferred embodiment, drying occurs over Na_2SO_4 or MgSO_4 and
10 concentration occurs *in vacuo*.

The residue is further recovered and purified using recrystallization. In accordance with this embodiment, the product is dissolved in a organic, non-water miscible solvent. Such solvents are well known in the art. Exemplary and preferred such solvents are ether and halomethanes such as
15 dichloromethane and chloroform. A combination of such solvents can also be used. The crystalline product can be isolated from the organic solvent via filtration. The recovered product can be washed one or more times with the organic, non-water miscible solvent. A detailed description of the making of 4-chloro-3-methyl-5-(2-(2-(6-methylbenzo[d][1,3]dioxol-5-yl)acetyl)-3-
20 thienylsulfonamido)isoxazole, sodium salt in accordance with the disclosed process can be found hereinafter in the Examples.

The sulfonamide salts provided herein can be converted back to the free sulfonamide form and further purified by this process. The sulfonamide salt is dissolved in an aqueous solvent (e.g., water) and filtered. Preferably, filtration
25 occurs through more than one layer of filter paper. Negative pressure or suction may not be needed to complete filtration. In some cases, the large amount of impurities that are not soluble in water (10% or higher) slows down the filtration process. This problem can be avoided by using a larger size of filter during the filtration. Usually there is no problem with filtration if the purity of
30 the crude salt is 90% or higher.

The isolation salt, typically in the form of a turbid solution, is converted to an acid by exposing the salt to a concentrated inorganic acid. Suitable acids

-90-

include hydrochloric acid (HCl), sulfuric acid (H₂SO₄), nitric acid (HNO₃) and the like. Acidification continues until the pH of the product solution is about 1.5 to about 2.5. Acidification preferably takes place at temperatures below about 10 °C. The product can precipitate as a milky, non-filtrable material during
5 acidification. The slow, dropwise addition of some extra amount of acid causes the product to form a fine, easy filterable precipitate. The precipitate is filtered off, washed with water until neutral and pressed on the filter to get rid of excess water. The obtained free acid is typically >95% pure as determined by HPLC. The purified sulfonamide can then be converted to the alkali metal salt
10 by the previously described procedure.

Practice the a process provided herein permits shortened reaction times, and results in a more pure product than is possible with other methods. Direct isolation of the sulfonamide salt may be achieved by mixing the product with concentrated alkali salt solutions and organic solvents. A surprising key
15 observation is that the sulfonamide salt stays in the organic layer, so long as the aqueous layer is heavily salted rather than the aqueous layer as expected. This permits direct isolation of the salt, which can be further purified by conversion to the free sulfonamide and back to the salt, as well as recrystallization. This discovery is key to synthesizing sulfonamide salts with
20 high purity at large scale.

4. Other derivatives

Prodrugs and other derivatives of the compounds suitable for administration to humans may also be designed and prepared by methods known to those of skill in the art (see, e.g., Nogrady (1985) Medicinal
25 Chemistry A Biochemical Approach, Oxford University Press, New York, pages 388-392).

Compounds described herein have been synthesized and tested for activity in in vitro assays and, in some cases, in in vivo animal models. Nuclear magnetic resonance spectroscopic (NMR), mass spectrometric, infrared
30 spectroscopic and high performance liquid chromatographic analyses indicated that the synthesized compounds have structures consistent with those expected for such compounds and are generally at least about 98% pure. All of the

-91-

compounds exemplified or described herein exhibited activity as endothelin antagonists.

D. Formulation of sulfonamides and sulfonamide salts

Formulations of the sulfonamides and sulfonamide salts described above are provided herein. The formulations prepared as described below are compositions designed for administration of the pharmaceutically acceptable derivatives, particularly salts of the sulfonamide compounds provided herein. Because of the observed superior stability characteristics of the salts, compared to the neutral forms, such salts, particularly the sodium salts are particularly suitable for oral and parenteral administration. Such compositions include solutions, suspensions, tablets, dispersible tablets, pills, capsules, powders, dry powders for inhalers, sustained release formulations and any other suitable formulation. Preferably the compositions will take the form of a pill or tablet. Methods for manufacture of tablets, capsules and other such formulations are known to those of skill in the art (see, e.g., Ansel, H.C (1985) Introduction to Pharmaceutical Dosage Forms, 4th Edition, pp. 126-163).

It is understood that for the formulations herein, derivatives, including pharmaceutically acceptable acids, esters, salts and prodrugs of these compounds are preferred. Preferred for use herein for preparing the formulations are sodium salts, particularly the sodium salt in which Na^+ is the counter ion.

In the formulations, effective concentrations of one or more pharmaceutically acceptable derivatives is (are) mixed with a suitable pharmaceutical carrier or vehicle. Preferably, the sulfonamide compounds are derivatized as the corresponding salts, preferably sodium salts, prior to formulation, as described above. The concentrations of the salts of the compounds in the formulations are effective for delivery of an amount, upon administration, that ameliorates the symptoms of the endothelin-mediated disease. Typically, the compositions are formulated for single dosage administration. To formulate a composition, the weight fraction of compound is dissolved, suspended, dispersed or otherwise mixed in a selected vehicle at

-92-

an effective concentration such that the treated condition is relieved or ameliorated.

Pharmaceutical carriers or vehicles suitable for administration of the compounds provided herein include any such carriers known to those skilled in
5 the art to be suitable for the particular mode of administration.

In addition, the compounds may be formulated as the sole pharmaceutically active ingredient in the composition or may be combined with other active ingredients. Liposomal suspensions, including tissue-targeted liposomes, may also be suitable as pharmaceutically acceptable carriers. These may be
10 prepared according to methods known to those skilled in the art. For example, liposome formulations may be prepared as described in U.S. Patent No. 4,522,811.

The active compound as salt, preferably as a sodium salt, is included in the pharmaceutically acceptable carrier in an amount sufficient to exert a
15 therapeutically useful effect in the absence of undesirable side effects on the patient treated. The therapeutically effective concentration may be determined empirically by testing the compounds in known in vitro and in vivo systems (see, e.g., U.S. Patent No. 5,114,918 to Ishikawa et al.; EP A1 0 436 189 to BANYU PHARMACEUTICAL CO., LTD (October 7, 1991); Borges et al. (1989)
20 Eur. J. Pharm. 165: 223-230; ; Filep et al. (1991) Biochem. Biophys. Res. Commun. 177: 171-176) and then extrapolated therefrom for dosages for humans.

The concentration of active compound sodium salt in the drug composition will depend on absorption, inactivation and excretion rates of the
25 active compound, the physicochemical properties of the active compound, the dosage schedule, and amount administered as well as other factors known to those of skill in the art. For example, the amount that is delivered is sufficient to treat the symptoms of hypertension. The effective amounts for treating endothelin-mediated disorders are expected to be higher than the amount of the
30 sulfonamide compound that would be administered for treating bacterial infections.

-93-

Typically a therapeutically effective dosage should produce a serum concentration of active ingredient of from about 0.1 ng/ml to about 50-100 μ g/ml. The pharmaceutical compositions typically should provide a dosage of from about 0.001 mg to about 2000 mg of compound per kilogram of body weight per day. Pharmaceutical dosage unit forms are prepared to provide from about 1 mg to about 1000 mg and preferably from about 10 to about 500 mg of the essential active ingredient or a combination of essential ingredients per dosage unit form.

The active ingredient may be administered at once, or may be divided into a number of smaller doses to be administered at intervals of time. It is understood that the precise dosage and duration of treatment is a function of the disease being treated and may be determined empirically using known testing protocols or by extrapolation from *in vivo* or *in vitro* test data. It is to be noted that concentrations and dosage values may also vary with the severity of the condition to be alleviated. It is to be further understood that for any particular subject, specific dosage regimens should be adjusted over time according to the individual need and the professional judgment of the person administering or supervising the administration of the compositions, and that the concentration ranges set forth herein are exemplary only and are not intended to limit the scope or practice of the claimed compositions.

Preferred derivatives include acids, salts, esters and prodrug forms. The derivative is selected to be a more stable form than the corresponding neutral compound. Preferred are pharmaceutically-acceptable salts, including, but not limited to, amine salts, such as but not limited to N,N'-dibenzylethylenediamine, chloroprocaine, choline, ammonia, diethanolamine and other hydroxyalkylamines, ethylenediamine, N-methylglucamine, procaine, N-benzylphenethylamine, 1-para-chlorobenzyl-2-pyrrolidin-1'-ylmethylbenzimidazole, diethylamine and other alkylamines, piperazine, tris(hydroxymethyl)aminomethane, alkali metal salts, such as but not limited to lithium, potassium and sodium, alkali earth metal salts, such as but not limited to barium, calcium and magnesium, transition metal salts, such as but not limited to iron, zinc, gold and silver, and other metal salts, such as but not

-94-

limited to aluminum, sodium hydrogen phosphate, disodium phosphate, or bismuth salts, preferably sodium salts, more preferably the sodium salt, and also including, but not limited to, salts of mineral acids, such as but not limited to hydrochlorides and sulfates, salts of organic acids, such as but not limited to acetates, lactates, malates, tartrates, citrates, ascorbates, succinates, butyrates, valerates and fumarates of the sulfonamide compounds or pharmaceutically acceptable esters or other derivatives thereof. More preferred salts include sodium salts, such as, but not limited to, a sodium hydrogen phosphate salt and a sodium salt, most preferably the sodium salt.

Thus, effective concentrations or amounts of one or more of the compounds provided herein or pharmaceutically acceptable derivatives thereof are mixed with a suitable pharmaceutical carrier or vehicle for systemic, topical or local administration to form pharmaceutical compositions. Compounds are included in an amount effective for ameliorating or treating the endothelin-mediated disorder for which treatment is contemplated. The concentration of active compound in the composition will depend on absorption, inactivation, excretion rates of the active compound, the dosage schedule, amount administered, particular formulation as well as other factors known to those of skill in the art.

The compositions are intended to be administered by an suitable route, which includes orally, parenterally, rectally and topically and locally depending upon the disorder being treated. For example, for treatment of ophthalmic disorders, such as glaucoma, formulation for intraocular and also intravitreal injection is contemplated. For oral administration, capsules and tablets are presently preferred. For parenteral administration reconstitution of a lyophilized powder, prepared as described herein, is preferred. The compounds in liquid, semi-liquid or solid form and are formulated in a manner suitable for each route of administration. Preferred modes of administration include parenteral and oral modes of administration.

Solutions or suspensions used for parenteral, intradermal, subcutaneous, or topical application can include any of the following components: a sterile diluent, such as water for injection, saline solution, fixed oil, polyethylene

-95-

glycol, glycerine, propylene glycol or other synthetic solvent; antimicrobial agents, such as benzyl alcohol and methyl parabens; antioxidants, such as ascorbic acid and sodium bisulfite; chelating agents, such as ethylenediaminetetraacetic acid (EDTA); buffers, such as acetates, citrates and phosphates; and agents for the adjustment of tonicity such as sodium chloride or dextrose. Parenteral preparations can be enclosed in ampules, disposable syringes or single or multiple dose vials made of glass, plastic or other suitable material.

In instances in which the compounds exhibit insufficient solubility, methods for solubilizing compounds may be used. Such methods are known to those of skill in this art, and include, but are not limited to, using cosolvents, such as dimethylsulfoxide (DMSO), using surfactants, such as tween, or dissolution in aqueous sodium bicarbonate. Derivatives of the compounds, such as prodrugs of the compounds may also be used in formulating effective pharmaceutical compositions.

Upon mixing or addition of the sodium salt of the sulfonamide compound(s), the resulting mixture may be a solution, suspension, emulsion or the like. The form of the resulting mixture depends upon a number of factors, including the intended mode of administration and the solubility of the compound in the selected carrier or vehicle. The effective concentration is sufficient for ameliorating the symptoms of the disease, disorder or condition treated and may be empirically determined.

The formulations are provided for administration to humans and animals in unit dosage forms, such as tablets, capsules, pills, powders, dry powders for inhalers, granules, sterile parenteral solutions or suspensions, and oral solutions or suspensions, and oil-water emulsions containing suitable quantities of the compounds, particularly the pharmaceutically acceptable salts, preferably the sodium salts, thereof. The pharmaceutically therapeutically active compounds and derivatives thereof are typically formulated and administered in unit-dosage forms or multiple-dosage forms. Unit-dose forms as used herein refers to physically discrete units suitable for human and animal subjects and packaged individually as is known in the art. Each unit-dose contains a predetermined

-96-

quantity of the therapeutically active compound sufficient to produce the desired therapeutic effect, in association with the required pharmaceutical carrier, vehicle or diluent. Examples of unit-dose forms include ampoules and syringes individually packaged tablet or capsule. Unit-dose forms may be administered in fractions or multiples thereof.. A multiple-dose form is a plurality of identical unit-dosage forms packaged in a single container to be administered in segregated unit-dose form. Examples of multiple-dose forms include vials, bottles of tablets or capsules or bottles of pint or gallons. Hence, multiple dose form is a multiple of unit-doses which are not segregated in packaging.

10 The composition can contain along with the active ingredient: a diluent such as lactose, sucrose, dicalcium phosphate, or carboxymethylcellulose; a lubricant, such as magnesium stearate, calcium stearate and talc; and a binder such as starch, natural gums, such as gum acaciagelatin, glucose, molasses, polvinylpyrrolidone, celluloses and derivatives thereof, povidone, crospovidones
15 and other such binders known to those of skill in the art. Liquid pharmaceutically administrable compositions can, for example, be prepared by dissolving, dispersing, or otherwise mixing an active compound as defined above and optional pharmaceutical adjuvants in a carrier, such as, for example, water, saline, aqueous dextrose, glycerol, glycols, ethanol, and the like, to
20 thereby form a solution or suspension. If desired, the pharmaceutical composition to be administered may also contain minor amounts of nontoxic auxiliary substances such as wetting agents, emulsifying agents, or solubilizing agents, pH buffering agents and the like, for example, acetate, sodium citrate, cyclodextrine derivatives, sorbitan monolaurate, triethanolamine sodium acetate,
25 triethanolamine oleate, and other such agents. Actual methods of preparing such dosage forms are known, or will be apparent, to those skilled in this art; for example, see Remington's Pharmaceutical Sciences, Mack Publishing Company, Easton, Pa., 15th Edition, 1975. The composition or formulation to be administered will, in any event, contain a quantity of the active compound in
30 an amount sufficient to alleviate the symptoms of the treated subject.

Dosage forms or compositions containing active ingredient in the range of 0.005% to 100% with the balance made up from non-toxic carrier may be

-97-

prepared. For oral administration, a pharmaceutically acceptable non-toxic composition is formed by the incorporation of any of the normally employed excipients, such as, for example pharmaceutical grades of mannitol, lactose, starch, magnesium stearate, talcum, cellulose derivatives, sodium
5 crosscarmellose, glucose, sucrose, magnesium carbonate, sodium saccharin, talcum. Such compositions include solutions, suspensions, tablets, capsules, powders, dry powders for inhalers and sustained release formulations, such as, but not limited to, implants and microencapsulated delivery systems, and biodegradable, biocompatible polymers, such as collagen, ethylene vinyl
10 acetate, polyanhydrides, polyglycolic acid, polyorthoesters, polylactic acid and others. Methods for preparation of these formulations are known to those skilled in the art. and the like. The contemplated compositions may contain 0.01%-100% active ingredient, preferably 0.1-95%, typically 75-95%.

The salts, preferably sodium salts, of the active compounds may be
15 prepared with carriers that protect the compound against rapid elimination from the body, such as time release formulations or coatings. The formulations may be include other active compounds to obtain desired combinations of properties. The compounds of formula I, or a pharmaceutically acceptable salts and derivatives thereof as described herein, may also be advantageously
20 administered for therapeutic or prophylactic purposes together with another pharmacological agent known in the general art to be of value in treating one or more of the diseases or medical conditions referred to hereinabove, such as beta-adrenergic blocker (for example atenolol), a calcium channel blocker (for example nifedipine), an angiotensin converting enzyme (ACE) inhibitor (for
25 example lisinopril), a diuretic (for example furosemide or hydrochlorothiazide), an endothelin converting enzyme (ECE) inhibitor (for example phosphoramidon), a neutral endopeptidase (NEP) inhibitor, an HMGCoA reductase inhibitor, a nitric oxide donor, an anti-oxidant, a vasodilator, a dopamine agonist, a neuroprotective agent, steroid, a beta-agonist, an anti-coagulant, or a
30 thrombolytic agent. It is to be understood that such combination therapy constitutes a further aspect of the compositions and methods of treatment provided herein.

-98-

1. Formulations for oral administration

Oral pharmaceutical dosage forms are either solid, gel or liquid. The solid dosage forms are tablets, capsules, granules, and bulk powders. Types of oral tablets include compressed, chewable lozenges and tablets which may be enteric-coated, sugar-coated or film-coated. Capsules may be hard or soft gelatin capsules, while granules and powders may be provided in non-effervescent or effervescent form with the combination of other ingredients known to those skilled in the art.

In certain embodiments, the formulations are solid dosage forms, preferably capsules or tablets. The tablets, pills, capsules, troches and the like can contain any of the following ingredients, or compounds of a similar nature: a binder; an diluent; a disintegrating agent; a lubricant; a glidant; a sweetening agent; and a flavoring agent.

Examples of binders include microcrystalline cellulose, gum tragacanth, glucose solution, acacia mucilage, gelatin solution, sucrose and starch paste. Lubricants include talc, starch, magnesium or calcium stearate, lycopodium and stearic acid. Diluents include, for example, lactose, sucrose, starch, kaolin, salt, mannitol and dicalcium phosphate. Glidants include, but are not limited to, colloidal silicon dioxide. Disintegrating agents include crosscarmellose sodium, sodium starch glycolate, alginic acid, corn starch, potato starch, bentonite, methylcellulose, agar and carboxymethylcellulose. Coloring agents include, for example, any of the approved certified water soluble FD and C dyes, mixtures thereof; and water insoluble FD and C dyes suspended on alumina hydrate. Sweetening agents include sucrose, lactose, mannitol and artificial sweetening agents such as sodium cyclamate and saccharin, and any number of spray dried flavors. Flavoring agents include natural flavors extracted from plants such as fruits and synthetic blends of compounds which produce a pleasant sensation, such as, but not limited to peppermint and methyl salicylate. Wetting agents include propylene glycol monostearate, sorbitan monooleate, diethylene glycol monolaurate and polyoxyethylene laural ether. Emetic-coatings include fatty acids, fats, waxes, shellac, ammoniated shellac and cellulose acetate phthalates. Film coatings include hydroxyethylcellulose, sodium

-99-

carboxymethylcellulose, polyethylene glycol 4000 and cellulose acetate phthalate.

If oral administration is desired, the salt of the compound could be provided in a composition that protects it from the acidic environment of the stomach. For example, the composition can be formulated in an enteric coating that maintains its integrity in the stomach and releases the active compound in the intestine. The composition may also be formulated in combination with an antacid or other such ingredient.

When the dosage unit form is a capsule, it can contain, in addition to material of the above type, a liquid carrier such as a fatty oil. In addition, dosage unit forms can contain various other materials which modify the physical form of the dosage unit, for example, coatings of sugar and other enteric agents. The compounds can also be administered as a component of an elixir, suspension, syrup, wafer, sprinkle, chewing gum or the like. A syrup may contain, in addition to the active compounds, sucrose as a sweetening agent and certain preservatives, dyes and colorings and flavors.

The active materials can also be mixed with other active materials which do not impair the desired action, or with materials that supplement the desired action, such as antacids, H₂ blockers, and diuretics. For example, if the compound is used for treating asthma or hypertension, it may be used with other bronchodilators and antihypertensive agents, respectively. The active ingredient is a compound or salt thereof as described herein. Higher concentrations, up to about 98% by weight of the active ingredient may be included.

Pharmaceutically acceptable carriers included in tablets are binders, lubricants, diluents, disintegrating agents, coloring agents, flavoring agents, and wetting agents. Enteric-coated tablets, because of the enteric-coating, resist the action of stomach acid and dissolve or disintegrate in the neutral or alkaline intestines. Sugar-coated tablets are compressed tablets to which different layers of pharmaceutically acceptable substances are applied. Film-coated tablets are

-100-

compressed tablets which have been coated with polymers or other suitable coating. Multiple compressed tablets are compressed tablets made by more than one compression cycle utilizing the pharmaceutically acceptable substances previously mentioned. Coloring agents may also be used in the
5 above dosage forms. Flavoring and sweetening agents are used in compressed tablets, sugar-coated, multiple compressed and chewable tablets. Flavoring and sweetening agents are especially useful in the formation of chewable tablets and lozenges.

Liquid oral dosage forms include aqueous solutions, emulsions,
10 suspensions, solutions and/or suspensions reconstituted from non-effervescent granules and effervescent preparations reconstituted from effervescent granules. Aqueous solutions include, for example, elixirs and syrups. Emulsions are either oil-in-water or water-in-oil.

Elixirs are clear, sweetened, hydroalcoholic preparations.

15 Pharmaceutically acceptable carriers used in elixirs include solvents. Syrups are concentrated aqueous solutions of a sugar, for example, sucrose, and may contain a preservative. An emulsion is a two-phase system in which one liquid is dispersed in the form of small globules throughout another liquid.

Pharmaceutically acceptable carriers used in emulsions are non-aqueous liquids,
20 emulsifying agents and preservatives. Suspensions use pharmaceutically acceptable suspending agents and preservatives. Pharmaceutically acceptable substances used in non-effervescent granules, to be reconstituted into a liquid oral dosage form, include diluents, sweeteners and wetting agents.

Pharmaceutically acceptable substance used in effervescent granules, to be
25 reconstituted into a liquid oral dosage form, include organic acids and a source of carbon dioxide. Coloring and flavoring agents are used in all of the above dosage forms.

Solvents include glycerin, sorbitol, ethyl alcohol and syrup. Examples of preservatives include glycerin, methyl and propylparaben, benzoic acid, sodium
30 benzoate and alcohol. Examples of non-aqueous liquids utilized in emulsions include mineral oil and cottonseed oil. Examples of emulsifying agents include gelatin, acacia, tragacanth, bentonite, and surfactants such as polyoxyethylene

-101-

sorbitan monooleate. Suspending agents include sodium carboxymethylcellulose, pectin, tragacanth, Veegum and acacia. Diluents include lactose and sucrose. Sweetening agents include sucrose, syrups, glycerin and artificial sweetening agents such as sodium cyclamate and

5 saccharin. Wetting agents include propylene glycol monostearate, sorbitan monooleate, diethylene glycol monolaurate and polyoxyethylene lauryl ether. Organic adds include citric and tartaric acid. Sources of carbon dioxide include sodium bicarbonate and sodium carbonate. Coloring agents include any of the approved certified water soluble FD and C dyes, and mixtures thereof. Flavoring

10 agents include natural flavors extracted from plants such fruits, and synthetic blends of compounds which produce a pleasant taste sensation.

For a solid dosage form, the solution or suspension, in for example propylene carbonate, vegetable oils or triglycerides, is preferably encapsulated in a gelatin capsule. Such solutions, and the preparation and encapsulation

15 thereof, are disclosed in U.S. Patent Nos 4,328,245; 4,409,239; and 4,410,545. For a liquid dosage form, the solution, e.g., for example, in a polyethylene glycol, may be diluted with a sufficient quantity of a pharmaceutically acceptable liquid carrier, e.g. water, to be easily measured for administration.

20 Alternatively, liquid or semi-solid oral formulations may be prepared by dissolving or dispersing the active compound or salt in vegetable oils, glycols, triglycerides, propylene glycol esters (e.g. propylene carbonate) and other such carriers, and encapsulating these solutions or suspensions in hard or soft gelatin capsule shells. Other useful formulations include those set forth in U.S. Patent

25 Nos. Re 28,819 and 4,358,603.

In one embodiment, the formulations are solid dosage forms, preferably capsules or tablets. In a preferred embodiment, the formulations are solid dosage forms, preferably capsules or tablets, containing 10-100%, preferably 50-95%, more preferably 75-85%, most preferably 80-85%, by weight, of one

30 or more sulfonamides or sulfonamide salts, preferably sodium hydrogen phosphate or sodium salts, more preferably the sodium salts, of one or more sulfonamide compounds of formula I; about 0-25%, preferably 8-15%, of a

-102-

diluent or a binder, such as lactose or microcrystalline cellulose; about 0 to 10%, preferably about 3-7%, of a disintegrant, such as a modified starch or cellulose polymer, particularly a cross-linked sodium carboxymethyl cellulose, such as crosscarmellose sodium (Crosscarmellose sodium NF is available
5 commercially under the name AC-DI-SOL, FMC Corporation, Philadelphia, PA) or sodium starch glycolate; and 0-2% of a lubricant, such a magnesium stearate, talc and calcium stearate. The disintegrant, such as crosscarmellose sodium or sodium starch glycolate, provides for rapid break-up of the cellulosic matrix for immediate release of active agent following dissolution of coating polymer. In
10 all embodiments, the precise amount of active ingredient and auxiliary ingredients can be determined empirically and is a function of the route of administration and the disorder that is treated.

In an exemplary embodiment, the formulations are capsules containing about 80-90%, preferably about 83% of one or more sodium salts of one or
15 more sulfonamide compounds of formula I; about 10-15%, preferably about 11% of a diluent or a binder, such as lactose or microcrystalline cellulose; about 1-10%, preferably about 5% of a disintegrant, such as crosscarmellose sodium or sodium starch glycolate; and about 0.1 to 5%, preferably about 1% of a lubricant, such as magnesium stearate. Solid forms for administration as tablets
20 are also contemplated herein.

In an exemplary preferred embodiment, the formulations are capsules containing 83% of one or more sodium salts of one or more sulfonamide compounds; 11% of microcrystalline cellulose; 5% of a disintegrant, such as Crosscarmellose sodium or sodium starch glycolate; and 1% of magnesium
25 stearate.

The above embodiments may also be formulated in the form of a tablet, which may optionally be coated. Tablets will contain the compositions described herein.

In all embodiments, tablets and capsules formulations may be coated as
30 known by those of skill in the art in order to modify or sustain dissolution of the active ingredient. Thus, for example, they may be coated with a conventional

-103-

enterically digestible coating, such as phenylsalicylate, waxes and cellulose acetate phthalate.

2. Injectables, solutions and emulsions

Parenteral administration, generally characterized by injection, either
5 subcutaneously, intramuscularly or intravenously is also contemplated herein. Injectables can be prepared in conventional forms, either as liquid solutions or suspensions, solid forms suitable for solution or suspension in liquid prior to injection, or as emulsions. Suitable excipients are, for example, water, saline, dextrose, glycerol or ethanol. In addition, if desired, the pharmaceutical
10 compositions to be administered may also contain minor amounts of non-toxic auxiliary substances such as wetting or emulsifying agents, pH buffering agents, stabilizers, solubility enhancers, and other such agents, such as for example, sodium acetate, sorbitan monolaurate, triethanolamine oleate and cyclodextrins. Implantation of a slow-release or sustained-release system, such
15 that a constant level of dosage is maintained (see, *e.g.*, U.S. Patent No. 3,710,795) is also contemplated herein. The percentage of active compound contained in such parenteral compositions is highly dependent on the specific nature thereof, as well as the activity of the compound and the needs of the subject.

20 Parenteral administration of the formulations includes intravenous, subcutaneous and intramuscular administrations. Preparations for parenteral administration include sterile solutions ready for injection, sterile dry soluble products, such as the lyophilized powders described herein, ready to be combined with a solvent just prior to use, including hypodermic tablets, sterile
25 suspensions ready for injection, sterile dry insoluble products ready to be combined with a vehicle just prior to use and sterile emulsions. The solutions may be either aqueous or nonaqueous.

If administered intravenously, suitable carriers include physiological saline or phosphate buffered saline (PBS), and solutions containing thickening and
30 solubilizing agents, such as glucose, polyethylene glycol, and polypropylene glycol and mixtures thereof.

-104-

Pharmaceutically acceptable carriers used in parenteral preparations include aqueous vehicles, nonaqueous vehicles, antimicrobial agents, isotonic agents, buffers, antioxidants, local anesthetics, suspending and dispersing agents, emulsifying agents, sequestering or chelating agents and other pharmaceutically acceptable substances.

- 5
- Examples of aqueous vehicles include Sodium Chloride Injection, Ringers Injection, Isotonic Dextrose Injection, Sterile Water Injection, Dextrose and Lactated Ringers Injection. Nonaqueous parenteral vehicles include fixed oils of vegetable origin, cottonseed oil, corn oil, sesame oil and peanut oil.
- 10 Antimicrobial agents in bacteriostatic or fungistatic concentrations must be added to parenteral preparations packaged in multiple-dose containers which include phenols or cresols, mercurials, benzyl alcohol, chlorobutanol, methyl and propyl p-hydroxybenzoic acid esters, thimerosal, benzalkonium chloride and benzethonium chloride.
- 15 Isotonic agents include sodium chloride and dextrose. Buffers include phosphate and citrate. Antioxidants include sodium bisulfate. Local anesthetics include procaine hydrochloride. Suspending and dispersing agents include sodium carboxymethylcellulose, hydroxypropyl methylcellulose and polyvinylpyrrolidone. Emulsifying agents include Polysorbate 80 (Tween
- 20 80). A sequestering or chelating agent of metal ions include EDTA. Pharmaceutical carriers also include ethyl alcohol, polyethylene glycol and propylene glycol for water miscible vehicles and sodium hydroxide, hydrochloric acid, citric acid or lactic acid for pH adjustment.

The concentration of the pharmaceutically active compound is adjusted so that an injection provides an effective amount to produce the desired pharmacological effect. The exact dose depends on the age, weight and condition of the patient or animal as is known in the art.

The unit-dose parenteral preparations are packaged in an ampoule, a vial or a syringe with a needle. All preparations for parenteral administration must be sterile, as is known and practiced in the art.

Illustratively, intravenous or intraarterial infusion of a sterile aqueous solution containing an active compound is an effective mode of administration.

-105-

Another embodiment is a sterile aqueous or oily solution or suspension containing an active material injected as necessary to produce the desired pharmacological effect.

Injectables are designed for local and systemic administration.

- 5 Typically a therapeutically effective dosage is formulated to contain a concentration of at least about 0.1% w/w up to about 90% w/w or more, preferably more than 1% w/w of the active compound to the treated tissue(s). The active ingredient may be administered at once, or may be divided into a number of smaller doses to be administered at intervals of time. It is
- 10 understood that the precise dosage and duration of treatment is a function of the tissue being treated and may be determined empirically using known testing protocols or by extrapolation from in vivo or in vitro test data. It is to be noted that concentrations and dosage values may also vary with the age of the individual treated. It is to be further understood that for any particular subject,
- 15 specific dosage regimens should be adjusted over time according to the individual need and the professional judgment of the person administering or supervising the administration of the formulations, and that the concentration ranges set forth herein are exemplary only and are not intended to limit the scope or practice of the claimed formulations.
- 20 The compound may be suspended in micronized or other suitable form or may be derivatized to produce a more soluble active product or to produce a prodrug. The form of the resulting mixture depends upon a number of factors, including the intended mode of administration and the solubility of the compound in the selected carrier or vehicle. The effective
- 25 concentration is sufficient for ameliorating the symptoms of the condition and may be empirically determined.

It has been found that formulations containing certain sodium salts of the sulfonamides provided herein, particularly those in which R⁸ is phenylacetyl exhibit an increase in stability as compared to formulations containing the

30 neutral compound. The data in Table 5 reflects the increased stability of solutions of the sodium hydrogen phosphate and sodium salts of 4-chloro-3-methyl-5-(2-(2-(6-methylbenzo[d][1,3]dioxol-5-yl)acetyl)-3-

-106-

thienylsulfonamido)isoxazole as compared to the neutral compound. These salts also exhibit improved solubility over the neutral compound in aqueous media. As can be seen from Table 5, the sodium hydrogen phosphate salt is more stable than the neutral compound in a LABRASOL solution. The sodium salt was found, in certain aqueous formulations, to be as stable as the sodium hydrogen phosphate salt.

TABLE 5

	SALT	mg/mL	VEHICLE	h ^a	(%) ^b
	none	150	LABRASOL	24	90.1
10	sodium hydrogen phosphate	100	LABRASOL	22.5 50.5	98.2 97.1
	"	50	10% LABRASOL/water	6	87.0
	"	25	"	6	89.4
15	"	100	DMSO	25	98.6
	"	10	0.01 M NaPO ₄ :PEG:EtOH (6:3:1) (pH 7.7)	24.5 48	98.6 100
	"	2.4	water	17.5	96.5
	"	25	0.1% BSA in water	92	46.6
	"	25	water	6	94.5
20	"	10	water:PEG 400:EtOH (6:3:1)	6	100
	"	10	0.01 M NaPO ₄ :PEG 400:EtOH (6:3:1) (pH 7.5)	67.5 7 days 19 days	100 98.8 95.6
	"	5	deionized water	24 48 72	93 85 77
	"	5	tap water	24 38 72	91 84 76
25	sodium	0.51	normal saline	24	96.9
	"	"	5% dextrose	24	99.4
	"	0.57	0.75% PVP + 1.5% PG	24	74.4

-107-

	SALT	mg/mL	VEHICLE	h ^a	(%) ^b
	"	0.49	1.5% PVP + 3.0% PG	24	90.0
	"	100	5% dextrose	6	93.0
	"	100	30% sorbitol	24	93.2
	"	30	5% dextrose	24	92.2
5	"	30	20% sorbitol	24	93.2
	"	20	5% dextrose	24	92.4
	"	20	10% dextrose	24	93.4
	"	20	10% dextrose + 10% PG	24	95.6
	"	20	5% dextrose	24 (13 °C)	93.7
10	"	20	5% dextrose	24	90.1
	"	20	5% dextrose + K-phosphate buffer, 2.5% w/v (pH 7)	20	92.6
	"	20	" (pH 6.5)	24	89.4
	"	"	" (pH 6)	24	84.6
	"	"	" (pH 7.5)	"	93.4
15	"	"	5% dextrose + citrate buffer, 0.3% w/v (pH 8)	21	92.9
	"	"	10% dextrose + 10% PG + Na-phosphate buffer, 0.3% w/v (pH 7.5)	24	90.7
	"	"	"	24 (4 °C)	97.4
	"	"	" (pH 8)	" (4 °C)	96.4
	"	"	10% dextrose + 10% PG + citrate buffer, 0.3% w/v (pH 7.4)	24 (4 °C)	97.6
20	"	"	10% dextrose + 10% PG	24 (4 °C)	97.6

-108-

	SALT	mg/mL	VEHICLE	h ^a	(%) ^b
	"	30	10% dextrose + 10% PG + citrate buffer, 0.3% w/v (pH 7.5)	24 (4 °C)	98.0
	"	20	5% dextrose + 5% PG + citrate buffer, 0.3% w/v (pH 7.5)	26 (4 °C)	97.2
	"	100	10% dextrose + 10% PG + citrate buffer, 0.3% w/v (pH 7.5)	24	94.2
	"	20	5% dextrose + citrate buffer, 0.3% w/v (pH 7.5)	27 (4 °C)	96.6
5	"	100	30% sorbitol	24	93.2
	"	30	5% dextrose	24	92.2
	"	30	20% sorbitol	24	93.2
	"	20	5% dextrose	24	92.4
	"	20	10% dextrose	24	93.4
10	"	20	10% dextrose + 10% PG	24	95.6
	"	20	5% dextrose	24	90.2
	"	20	5% dextrose	25 (10 °C)	93.7
	"	20	5% dextrose + 5% buffer (pH 7.0)	24	92.6

15 ^a hours following preparation of the formulation

^b percent 4-chloro-3-methyl-5-(2-(2-(6-methylbenzo[d][1,3]dioxol-5-yl)acetyl)-3-thienylsulfonamido)isoxazole remaining as determined by high performance liquid chromatographic analysis.

20 In many instances, the solutions of sodium salts, including the sodium salt and sodium hydrogen phosphate salts exhibit improved stability as compared to the neutral compound. These salts also exhibit improved solubility over the neutral compound in aqueous media.

-109-

3. Lyophilized powders

Of particular interest herein, are lyophilized powders, which can be reconstituted for administration as solutions, emulsions and other mixtures. They may also be formulated as solids or gels.

5 In particular embodiments, formulations of sodium hydrogen phosphate or sodium, preferably sodium, salts of the sulfonamide compounds, which possess increased stability relative to formulations of the neutral sulfonamides are provided. Specifically, formulation of sulfonamide sodium salts as a sterile, lyophilized powder are provided. These powders were found to have increased
10 stability relative to formulations of the neutral sulfonamides.

The sterile, lyophilized powder is prepared by dissolving the sodium salt in a sodium phosphate buffer solution containing dextrose or other suitable excipient. Subsequent sterile filtration of the solution followed by lyophilization under standard conditions known to those of skill in the art provides the desired
15 formulation. Briefly, the lyophilized powder is prepared by dissolving dextrose, sorbitol, fructose, corn syrup, xylitol, glycerin, glucose, sucrose or other suitable agent, about 1-20%, preferably about 5 to 15%, in a suitable buffer, such as citrate, sodium or potassium phosphate or other such buffer known to those of skill in the art at, typically, about neutral pH. Then, a selected salt, preferably
20 the sodium salt of the sulfonamide (about 1 g of the salt per 10-100 g of the buffer solution, typically about 1 g/30 g), is added to the resulting mixture, preferably above room temperature, more preferably at about 30-35° C, and stirred until it dissolves. The resulting mixture is diluted by adding more buffer (so that the resulting concentration of the salt decreases by about 10-50%,
25 typically about 15-25%). The resulting mixture is sterile filtered or treated to remove particulates and to insure sterility, and apportioned into vials for lyophilization. Each vial will contain a single dosage (100-500 mg, preferably 250 mg) or multiple dosages of the sulfonamide salt. The lyophilized powder can be stored under appropriate conditions, such as at about 4° C to room
30 temperature. Details of an exemplary procedure are set forth in the Examples.

Reconstitution of this lyophilized powder with water for injection provides a formulation for use in parenteral administration of sodium salts of the

-110-

sulfonamides. For reconstitution about 1-50 mg, preferably 5-35, more preferably about 9-30 is added per ml of sterile water or other suitable carrier. The precise amount depends upon the indication treated and selected compound. Such amount can be empirically determined.

- 5 In one embodiment, the formulations contain lyophilized solids containing one or more sodium hydrogen phosphate or sodium, preferably sodium, salts of one or more sulfonamide compounds of formula I, and also contain one or more of the following:
- a buffer, such as sodium or potassium phosphate, or citrate;
 - 10 a solubilizing agent, such as LABRASOL, DMSO, bis(trimethylsilyl)acetamide, ethanol, propyleneglycol (PG), or polyvinylpyrrolidone (PVP); and
 - a sugar or carbohydrate, such as sorbitol or dextrose.

- 15 In more preferred embodiments, the formulations contain one or more sodium hydrogen phosphate or sodium, preferably sodium, salts of one or more sulfonamide compounds of formula I; a buffer, such as sodium or potassium phosphate, or citrate; and a sugar or carbohydrate, such as sorbitol or dextrose.

- 20 In the most preferred embodiments, the formulations contain one or more sodium salts of the sulfonamide compounds; a sodium phosphate buffer; and dextrose. The preparation of these formulations is exemplified in the EXAMPLES.

4. Topical administration

- 25 Topical mixtures are prepared as described for the local and systemic administration. The resulting mixture may be a solution, suspension, emulsions or the like and are formulated as creams, gels, ointments, emulsions, solutions, elixirs, lotions, suspensions, tinctures, pastes, foams, aerosols, irrigations, sprays, suppositories, bandages, dermal patches or any other formulations suitable for topical administration.

- 30 The sodium salts and other derivatives of the compounds may be formulated as aerosols for topical application, such as by inhalation (see, e.g., U.S. Patent Nos. 4,044,126, 4,414,209, and 4,364,923, which describe aerosols for delivery of a steroid useful for treatment inflammatory diseases,

-111-

particularly asthma). These formulations for administration to the respiratory tract can be in the form of an aerosol or solution for a nebulizer, or as a microfine powder for insufflation, alone or in combination with an inert carrier such as lactose. In such a case, the particles of the formulation will typically
5 diameters of less than 50 microns, preferably less than 10 microns.

The sodium salts of the compounds may be formulated for local or topical application, such as for topical application to the skin and mucous membranes, such as in the eye, in the form of gels, creams, and lotions and for application to the eye or for intracisternal or intraspinal application. Topical
10 administration is contemplated for transdermal delivery and also for administration to the eyes or mucosa, or for inhalation therapies. Nasal solutions of the active compound alone or in combination with other pharmaceutically acceptable excipients can also be administered.

These solutions, particularly those intended for ophthalmic use, may be
15 formulated as 0.01% - 10% isotonic solutions, pH about 5-7, with appropriate salts.

5. Articles of manufacture

The derivatives, particularly the salts, acids, esters and preferably the sodium salts of the compounds may be packaged as articles of manufacture
20 containing packaging material, a sodium salt of a compound provided herein, which is effective for antagonizing the effects of endothelin, ameliorating the symptoms of an endothelin-mediated disorder, or inhibiting binding of an endothelin peptide to an ET receptor with an IC_{50} of less than about 10 μM , within the packaging material, and a label that indicates that the compound or
25 salt thereof is used for antagonizing the effects of endothelin, treating endothelin-mediated disorders or inhibiting the binding of an endothelin peptide to an ET receptor.

6. Formulations for other routes of administration

Depending upon the condition treated other routes of administration,
30 such as topical application, transdermal patches, an rectal administration are also contemplated herein.

-112-

For example, pharmaceutical dosage forms for rectal administration are rectal suppositories, capsules and tablets for systemic effect. Rectal suppositories are used herein mean solid bodies for insertion into the rectum which melt or soften at body temperature releasing one or more

5 pharmacologically or therapeutically active ingredients. Pharmaceutically acceptable substances utilized in rectal suppositories are bases or vehicles and agents to raise the melting point. Examples of bases include cocoa butter (theobroma oil), glycerin-gelatin, carbowax, (polyoxyethylene glycol) and appropriate mixtures of mono-, di- and triglycerides of fatty acids. Combinations

10 of the various bases may be used. Agents to raise the melting point of suppositories include spermaceti and wax. Rectal suppositories may be prepared either by the compressed method or by molding. The typical weight of a rectal suppository is about 2 to 3 gm.

Tablets and capsules for rectal administration are manufactured using the

15 same pharmaceutically acceptable substance and by the same methods as for formulations for oral administration.

E. Evaluation of the bioactivity of the compounds

Standard physiological, pharmacological and biochemical procedures are available for testing the compounds to identify those that possess any biological

20 activities of an endothelin peptide or the ability to interfere with or inhibit endothelin peptides. Compounds that exhibit in vitro activities, such as the ability to bind to endothelin receptors or to compete with one or more of the endothelin peptides for binding to endothelin receptors can be used in the methods for isolation of endothelin receptors and the methods for distinguishing

25 the specificities of endothelin receptors, and are candidates for use in the methods of treating endothelin-mediated disorders.

Thus, other preferred compounds of formulas I and II, in addition to those specifically identified herein, that are endothelin antagonists or agonists may be identified using such screening assays.

-113-

1. Identifying compounds that modulate the activity of an endothelin peptide

The compounds are tested for the ability to modulate the activity of endothelin-1. Numerous assays are known to those of skill in the art for
5 evaluating the ability of compounds to modulate the activity of endothelin (see, e.g., U.S. Patent No. 5,114,918 to Ishikawa et al.; EP A1 0 436 189 to BANYU PHARMACEUTICAL CO., LTD. (October 7, 1991); Borges et al. (1989) Eur. J. Pharm. 165: 223-230; Filep et al. (1991) Biochem. Biophys. Res. Commun. 177: 171-176). In vitro studies may be corroborated with in vivo studies (see,
10 e.g., U.S. Patent No. 5,114,918 to Ishikawa et al.; EP A1 0 436 189 to BANYU PHARMACEUTICAL CO., LTD. (October 7, 1991)) and pharmaceutical activity thereby evaluated. Such assays are described in the Examples herein and include the ability to compete for binding to ET_A and ET_B receptors present on membranes isolated from cell lines that have been genetically engineered to
15 express either ET_A or ET_B receptors on their cell surfaces.

The properties of a potential antagonist may be assessed as a function of its ability to inhibit an endothelin induced activity in vitro using a particular tissue, such as rat portal vein and aorta as well as rat uterus, trachea and vas deferens (see e.g., Borges, R., Von Grafenstein, H. and Knight, D.E., "Tissue
20 selectivity of endothelin," Eur. J. Pharmacol 165:223-230, (1989)). The ability to act as an endothelin antagonist in vivo can be tested in hypertensive rats, ddy mice or other recognized animal models (see, Kaltenbronn et al. (1990) J. Med. Chem. 33:838-845, see, also, U.S. Patent No. 5,114,918 to Ishikawa et al.; and EP A1 0 436 189 to BANYU PHARMACEUTICAL CO., LTD (October 7,
25 1991); see, also Bolger et al. (1983) J. Pharmacol. Exp. Ther. 225291-309). Using the results of such animal studies, pharmaceutical effectiveness may be evaluated and pharmaceutically effective dosages determined. A potential agonist may also be evaluated using in vitro and in vivo assays known to those of skill in the art.

30 Endothelin activity can be identified by the ability of a test compound to stimulate constriction of isolated rat thoracic aorta (Borges et al. (1989) "Tissue selectivity of endothelin" Eur. J. Pharmacol. 165: 223-230). To perform the

-114-

assay, the endothelium is abraded and ring segments mounted under tension in a tissue bath and treated with endothelin in the presence of the test compound. Changes in endothelin induced tension are recorded. Dose response curves may be generated and used to provide information regarding the relative
5 inhibitory potency of the test compound. Other tissues, including heart, skeletal muscle, kidney, uterus, trachea and vas deferens, may be used for evaluating the effects of a particular test compound on tissue contraction.

Endothelin isotype specific antagonists may be identified by the ability of a test compound to interfere with endothelin binding to different tissues or cells
10 expressing different endothelin-receptor subtypes, or to interfere with the biological effects of endothelin or an endothelin isotype (Takayanagi et al. (1991) Reg. Pep. 32: 23-37, Panek et al. (1992) Biochem. Biophys. Res. Commun. 183: 566-571). For example, ET_B receptors are expressed in vascular endothelial cells, possibly mediating the release of prostacyclin and
15 endothelium-derived relaxing factor (De Nucci et al. (1988) Proc. Natl. Acad. Sci. USA 85:9797). ET_A receptors are not detected in cultured endothelial cells, which express ET_B receptors.

The binding of compounds or inhibition of binding of endothelin to ET_B receptors can be assessed by measuring the inhibition of endothelin-1-mediated
20 release of prostacyclin, as measured by its major stable metabolite, 6-keto PGF_{1 α} , from cultured bovine aortic endothelial cells (see, e.g., Filep et al. (1991) Biochem. and Biophys Res. Commun. 177: 171-176). Thus, the relative affinity of the compounds for different endothelin receptors may be evaluated by determining the inhibitory dose response curves using tissues that differ in
25 receptor subtype.

Using such assays, the relative affinities of the compounds for ET_A receptors and ET_B receptors have been and can be assessed. Those that possess the desired properties, such as specific inhibition of binding of endothelin-1, are selected. The selected compounds that exhibit desirable
30 activities may be therapeutically useful and are tested for such uses using the above-described assays from which in vivo effectiveness may be evaluated (see, e.g., U.S. Patent No. 5,248,807; U.S. Patent No. 5,240,910; U.S. Patent

-115-

No. 5,198,548; U.S. Patent No. 5,187,195; U.S. Patent No. 5,082,838; U.S. Patent No. 5,230,999; published Canadian Application Nos. 2,067,288 and 2071193; published Great Britain Application No. 2,259,450; Published International PCT Application No. WO 93/08799; Benigi et al. (1993) Kidney International 44:440-444; and Nirei et al. (1993) Life Sciences 52:1869-1874).
5 Compounds that exhibit in vitro activities that correlate with in vivo effectiveness will then be formulated in suitable pharmaceutical compositions and used as therapeutics.

The compounds also may be used in methods for identifying and
10 isolating endothelin-specific receptors and aiding in the design of compounds that are more potent endothelin antagonists or agonists or that are more specific for a particular endothelin receptor.

2. Isolation of endothelin receptors

A method for identifying endothelin receptors is provided. In practicing
15 this method, one or more of the compounds is linked to a support and used in methods of affinity purification of receptors. By selecting compounds with particular specificities, distinct subclasses of ET receptors may be identified.

One or more of the compounds may be linked to an appropriate resin, such as Affi-gel, covalently or by other linkage, by methods known to those of
20 skill in the art for linking endothelin to such resins (see, Schwartz et al. (1990) Endocrinology 126: 3218-3222). The linked compounds can be those that are specific for ET_A or ET_B receptors or other subclass of receptors.

The resin is pre-equilibrated with a suitable buffer generally at a physiological pH (7 to 8). A composition containing solubilized receptors from a
25 selected tissue are mixed with the resin to which the compound is linked and the receptors are selectively eluted. The receptors can be identified by testing them for binding to an endothelin isopeptide or analog or by other methods by which proteins are identified and characterized. Preparation of the receptors, the resin and the elution method may be performed by modification of standard
30 protocols known to those of skill in the art (see, e.g., Schwartz et al. (1990) Endocrinology 126: 3218-3222).

-116-

Other methods for distinguishing receptor type based on differential affinity to any of the compounds herein are provided. Any of the assays described herein for measuring the affinity of selected compounds for endothelin receptors may also be used to distinguish receptor subtypes based on affinity for particular compounds provided herein. In particular, an unknown receptor may be identified as an ET_A or ET_B receptor by measuring the binding affinity of the unknown receptor for a compound provided herein that has a known affinity for one receptor over the other. Such preferential interaction is useful for determining the particular disease that may be treated with a compound prepared as described herein. For example, compounds with high affinity for ET_A receptors and little or no affinity for ET_B receptors are candidates for use as hypertensive agents; whereas, compounds that preferentially interact with ET_B receptors are candidates for use as anti-asthma agents.

The following examples are included for illustrative purposes only and are not intended to limit the scope of the invention.

EXAMPLE 1

N-(4-bromo-3-methyl-5-isoxazolyl)-2-(aminocarbonyl)thiophene-3-sulfonamide

Carbonyldiimidazole (485 mg, 2.99 mmol) was added to a solution of N-(4-bromo-3-methyl-5-isoxazolyl)-2-carboxylthiophene-3-sulfonamide (1 g, 2.72 mmol) in THF (10 ml) at room temperature. The mixture was stirred for 15 minutes. Aqueous NH₃ (5 ml) was then added, and the mixture was stirred at room temperature for 30 minutes. The solvent was evaporated and the residue was partitioned between EtOAc and 1 N HCl. The organic layer was dried (MgSO₄). The solid was filtered and the filtrate concentrated. The oily residue was recrystallized from EtOAc to give N-(4-bromo-3-methyl-5-isoxazolyl)-2-(aminocarbonyl)thiophene-3-sulfonamide (946 mg, 95% yield) as a white solid, m.p. 168-170° C.

-117-

EXAMPLE 2**N-(4-Bromo-3-methyl-5-isoxazolyl)-2-[(3,4-methylenedioxy)benzoyl]thiophene-3-sulfonamide****5 A. N-(4-bromo-3-methyl-5-isoxazolyl)-2-[(N-methoxy-N-methyl)aminocarbonyl]thiophene-3-sulfonamide**

N-(4-bromo-3-methyl-5-isoxazolyl)-2-[(N-methoxy-N-methyl)carboxamide]thiophene-3-sulfonamide was prepared by the same method as described in Example 1 with the exception that N,O-dimethylhydroxylamine was used in place of ammonium hydroxide. The yield was 90%.

B. N-(4-Bromo-3-methyl-5-isoxazolyl)-2-[(3,4-methylenedioxy)benzoyl]thiophene-3-sulfonamide

Freshly prepared (3,4-methylenedioxy)phenyl magnesium bromide (1.28 g of (3,4-methylenedioxy)bromobenzene and 172 mg Mg turnings) was added to a solution of N-(4-bromo-3-methyl-5-isoxazolyl)-2-[(N-methoxy-N-methyl)aminocarbonyl]thiophene-3-sulfonamide (A) (652 mg, 1.59 mmol) in THF (10 ml) at room temperature. The resulting mixture was refluxed for 30 minutes. To workup, the mixture was allowed to cool to room temperature and was quenched with 1N HCl (10 ml). THF was then evaporated. The aqueous residue was partitioned between 1 N HCl and EtOAc. The organic layer was concentrated and the residue was purified by HPLC to give N-(4-bromo-3-methyl-5-isoxazolyl)-2-[(3,4-methylenedioxy)benzoyl]thiophene-3-sulfonamide (90 mg, 12% yield) as a dark yellow powder, m.p. 47-49° C.

25

EXAMPLE 3**N-(4-Bromo-3-methyl-5-isoxazolyl)-2-[(2-hydroxyphenyl)aminocarbonyl]thiophene-3-sulfonamide**

N-(4-bromo-3-methyl-5-isoxazolyl)-2-[(2-hydroxyphenyl)aminocarbonyl]thiophene-3-sulfonamide was prepared by the same method as described in Example 1 with the exception that 3-aminophenol was used in place of ammonium hydroxide. The product was purified by HPLC to give N-(4-bromo-3-methyl-5-isoxazolyl)-2-[(2-hydroxyphenyl)aminocarbonyl]thiophene-3-sulfonamide (50 mg, 18% yield) as a dull yellow solid, m.p. 42-44° C.

30

-118-

EXAMPLE 4**N-(4-Bromo-3-methyl-5-isoxazolyl)-2-[(3,4-methylenedioxy)phenylacetyl]thiophene-3-sulfonamide**

5 N-(4-bromo-3-methyl-5-isoxazolyl)-2-[(3,4-methylenedioxy)phenylacetyl]thiophene-3-sulfonamide was prepared by the same method as described in Example 2 with the exception that piperonylmagnesium chloride was used instead of (3,4-methylenedioxy)phenylmagnesium bromide and the reaction mixture was stirred overnight at room temperature instead of refluxing for 30

10 minutes. The crude mixture was purified by HPLC to give N-(4-bromo-3-methyl-5-isoxazolyl)-2-[(3,4-methylenedioxy)phenylacetyl]thiophene-3-sulfonamide (20 mg, 40% yield) as a yellow oil.

EXAMPLE 5**15 N-(4-chloro-3-methyl-5-isoxazolyl)-2-[(3,4-methylenedioxy)phenylacetyl]thiophene-3-sulfonamide**

N-(4-chloro-3-methyl-5-isoxazolyl)-2-[(3,4-methylenedioxy)phenylacetyl]thiophene-3-sulfonamide was prepared by the same method as described in Example 4 with the exception that N-(4-chloro-3-methyl-5-isoxazolyl)-2-

20 carboxylthiophene-3-sulfonamide was used instead of N-(4-bromo-3-methyl-5-isoxazolyl)-2-carboxylthiophene-3-sulfonamide. N-(4-chloro-3-methyl-5-isoxazolyl)-2-[(3,4-methylenedioxy)phenylacetyl]thiophene-3-sulfonamide (3 g, 50% yield) was obtained via HPLC purification as a yellow solid, m.p. 35-

38° C.

25

EXAMPLE 6

30 N-(4-chloro-3-methyl-5-isoxazolyl)-2-[3,4-(methylenedioxy)-6-methyl]phenylacetyl-3-thiophenesulfonamide also designated **4-chloro-3-methyl-5-(2-(2-(6-methylbenzo[d][1,3]dioxol-5-yl)acetyl)-3-thienylsulfonamido)isoxazole** and **N-(4-chloro-3-methyl-5-isoxazolyl)-2-[2-methyl-4,5-(methylenedioxy)phenylacetyl]thiophene-3-sulfonamide**

A. (3,4-methylenedioxy)-6-methylbenzyl chloride

To a 1:1 mixture of ethyl ether (100 ml) and conc. HCl (100 ml) at 0°C was added (3,4-methylenedioxy)toluene (10 ml). Formaldehyde (20 ml, 37% in water) was then added dropwise. The reaction was stirred at 0°C for 2 hours

35 and at room temperature for an additional 10 hours. The reaction mixture was

-119-

then diluted with ethyl ether (100 ml) and the two layers were separated. The organic layer was dried (MgSO₄), the solid was filtered and the filtrate was concentrated. The residue was then heated with hexane (200 ml) and the insolubles were filtered off the hot solution. The filtrate was concentrated to
 5 give a mixture of (3,4-methylenedioxy)-6-methylbenzyl chloride (9.4 g, 63% yield) and bis[(3,4-methylenedioxy)-6-methyl]phenylmethane (3.6 g) as a white solid. This mixture was carried on to the next step without further purification.

B. N-(4-chloro-3-methyl-5-isoxazolyl)-2-[3,4-(methylenedioxy)-6-methyl]phenylacetyl-3-thiophenesulfonamide

10 N-(4-chloro-3-methyl-5-isoxazolyl)-2-[3,4-(methylenedioxy)-6-methyl]phenylacetyl-3-thiophenesulfonamide was synthesized in the same manner as for Example 5 using (3,4-methylenedioxy)-6-methylbenzyl chloride instead of (3,4-methylenedioxy)benzyl chloride. The crude product was purified by preparative HPLC to give N-(4-chloro-3-methyl-5-isoxazolyl)-2-[3,4-
 15 (methylenedioxy)-6-methyl]phenylacetyl-3-thiophenesulfonamide as a yellow powder (71% yield, m.p. 42-45°C).

EXAMPLE 7

4-Chloro-3-methyl-5-(2-(2-(6-methylbenzo[d][1,3]dioxol-5-yl)acetyl)-3-thienylsulfonamido)isoxazole, sodium salt

20 **A. Preparation of (4-chloro-3-methyl-5-(2-(2-(6-methylbenzo[d][1,3]dioxol-5-yl)acetyl)-3-thienylsulfonamido)isoxazole**

1. Preparation of 5-chloromethyl-6-methylbenzo[d][1,3]dioxole

To a mixture of methylene chloride (130 L), concentrated HCl (130 L), and tetrabutylammonium bromide (1.61 Kg) was added 5-
 25 methylbenzo[d][1,3]dioxole (10 Kg) followed by the slow addition of formaldehyde (14 L, 37 wt% in water). The mixture was stirred overnight. The organic layer was separated, dried with magnesium sulfate and concentrated to an oil. Hexane (180 L) was added and the mixture heated to boiling. The hot hexane solution was decanted from a heavy oily residue and evaporated to give
 30 almost pure 5-chloromethyl-6-methylbenzo[d][1,3]dioxole as a white solid. Recrystallization from hexane (50 L) gave 5-chloromethyl-6-methylbenzo[d][1,3]dioxole (80% recovery after recrystallization).

-120-

2. **Formation of (4-chloro-3-methyl-5-(2-(2-(2-methylbenzo[d][1,3]dioxol-5-yl)acetyl)-3-thienylsulfonamido)isoxazole**

A portion of a solution of 5-chloromethyl-6-methylbenzo[d][1,3]dioxole
5 (16.8 g, 0.09 mol) in tetrahydrofuran (THF)(120 mL) was added to a well stirred
slurry of magnesium powder, (3.3 g, 0.136 g-atom, Alfa, or Johnson-Matthey, -
20 + 100 mesh) in THF (120 mL) at room temperature. The resulting reaction
admixture was warmed up to about 40-45 °C for about 2-3 min, causing the
reaction to start. Once the magnesium was activated by the heating, and the
10 reaction begun, the mixture was cooled and maintained at a temperature below
about 8 °C. The magnesium can be activated with dibromoethane in place of
heat.

A flask containing the reaction mixture was cooled and the remaining
solution of 5-chloromethylbenzo[d][1,3]dioxole added dropwise during 1.5 hours
15 while maintaining an internal temperature below 8 °C. Temperature control is
important: if the Grignard is generated and kept below 8 °C, no Wurtz coupling
takes place. Longer times at higher temperatures promote the Wurtz coupling
pathway. Wurtz coupling can be avoided by using high quality Mg and by
keeping the temperature of the Grignard below about 8 °C and stirring
20 vigorously. The reaction works fine at -20 °C, so any temperature below 8 °C
is acceptable at which the Grignard will form. The color of the reaction mixture
turns greenish.

The reaction mixture was stirred for an additional 5 min at 0 °C, while
N²-methoxy-N²-methyl-3-(4-chloro-3-methyl-5-isoxazolylsulfamoyl)-2-thio-
25 phenecarboxamide (6.6 g, 0.018 mol) in anhydrous THF (90 mL) was charged
into the addition funnel. The reaction mixture was degassed two times then the
solution of N²-methoxy-N²-methyl-3-(4-chloro-3-methyl-5-isoxazolylsulfamoyl)-2-
thiophenecarboxamide was added at 0 °C over 5 min. TLC of the reaction
mixture (Silica, 12% MeOH/CH₂Cl₂) taken immediately after the addition shows
30 no N²-methoxy-N²-methyl-3-(4-chloro-3-methyl-5-isoxazolylsulfamoyl)-2-thio-
phenecarboxamide.

-121-

The reaction mixture was transferred into a flask containing 1 N HCl (400 mL, 0.4 mol HCl, ice-bath stirred), and the mixture stirred for 2 to 4 min, transferred into a separatory funnel and diluted with ethyl acetate (300 mL). The layers were separated after shaking. The water layer was extracted with
5 additional ethyl acetate (150 mL) and the combined organics washed with half-brine. Following separation, THF was removed by drying the organic layer over sodium sulfate and concentrating under reduced pressure at about 39 °C.

B. Preparation of 4-chloro-3-methyl-5-(2-(2-(6-methylbenzo[d][1,3]dioxol-5-yl)acetyl)-3-thienylsulfonamido)isoxazole, sodium salt

10 The product from part A was then re-dissolved in ethyl acetate and washed with saturated NaHCO₃ (5 x 50 mL) until the washings became colorless. The solution was washed with brine, dried over Na₂SO₄ and concentrated *in vacuo* to give a semicrystalline yellow residue. 100 mL of
15 CH₂Cl₂ was added to the solution and the mixture stirred under nitrogen for from 5 to 10 minutes until a fine crystalline product was formed. Ether (150 mL) was added and the mixture stirred from an appropriate time (e.g., 10 min). The product was isolated by filtration, washed with a mixture of CH₂Cl₂/ether (1:2) (30 mL) then with ether (30 mL) and dried under reduced pressure. When
20 prepared in accordance with the specific embodiments set forth above, the title product was produced in quantity of 7.3 g with a purity of around 85% (HPLC, RP, 40% acetonitrile/water, 0.1% TFA neutralized with ammonia to pH 2.5, isocratic conditions, 1 mL/min).

The salt product from above was dissolved in water (600 mL) at 10 °C, the solution stirred for a short period of time (e.g., 3 min) and then filtered
25 through a layer of paper filters (e.g., 3 filters) with suction. In some cases, the large amount of impurities that are not soluble in water (10% or higher) slows down the filtration process extremely. This problem can be avoided by using a larger size filter during the filtration. Usually there is no problem with filtration if the purity of the crude salt is 90% or higher.

30 The greenish slightly turbid solution obtained from filtration was cooled in an ice bath and acidified to a pH of 2 using an acid such as 4 N HCl. When the pH of the solution was 2, the product precipitates as a milky, non-filterable

-122-

material. Slow dropwise addition of extra 4 N HCl causes the product to form a fine, easily filterable precipitate. The pale yellow precipitate was filtered off, washed with water until neutral and pressed on the filter to get rid of excess of water). The obtained free acid was typically 95% pure as determined by HPLC.

5 The free acid form of the product was dissolved in ethyl acetate (about 100 mL), washed with brine (30 mL) to remove water. The dehydrated solution was shaken with cold saturated NaHCO₃ solution (2 x 30 mL), then with brine again, dried over Na₂SO₄ and concentrated *in vacuo* (bath temperature lower than 40 °C) to give a very bright yellow foam. After complete removal of the
10 ethyl acetate from this product, CH₂Cl₂ (100 mL) was added and the mixture stirred for 5 to 10 min until the product became crystalline. Ether (150 mL) was added and stirring continued for 10 min longer. The formed solid was isolated by filtration, washed with a mixture of CH₂Cl₂/ether (1:2)(30 mL) then with ether (30 mL) and dried under reduced pressure. When purified in this manner,
15 4-chloro-3-methyl-5-(2-(2-(6-methylbenzo[d][1,3]dioxol-5-yl)acetyl)-3-thienylsulfonamido)isoxazole, sodium salt was obtained in high yield (5.7 g, 68%) with good purity (98.2% pure by HPLC). The product can also be further purified by recrystallization from EtOH/methyl *t*-butylether (MTBE) after the above procedure if the initial purity is sufficiently high.

20 C. **N-(4-Chloro-3-methyl-5-isoxazolyl)-2-[3,4-(methylenedioxy)-6-methyl]-phenylacetyl-3-thiophenesulfonamide, sodium hydrogen phosphate salt also designated 4-Chloro-3-methyl-5-(2-(2-(6-methylbenzo[d][1,3]dioxol-5-yl)acetyl)-3-thienylsulfonamido)isoxazole, sodium hydrogen phosphate salt**

25 To a solid mixture of N-(4-chloro-3-methyl-5-isoxazolyl)-2-[3,4-(methylenedioxy)-6-methyl]phenylacetyl-3-thiophenesulfonamide (1.1492 g, 2.5263 mmol) and sodium phosphate dibasic (0.3486 g, 2.5263 mmol) was added de-ionized water (25 mL) and acetonitrile (25 mL). The resulting mixture was well shaken and warmed at 50 °C to obtain a clear solution, which was
30 filtered. The filtrate was frozen at -78 °C and lyophilized to give the salt as a yellow powder (≈ 1.50 g).

-123-

EXAMPLE 8**Formulations of sulfonamide sodium salts as lyophilized powder****Formulation of 4-chloro-3-methyl-5-(2-(2-(6-methylbenzo[d][1,3]dioxol-5-yl)acetyl)-3-thienylsulfonamido)isoxazole, sodium salt for parenteral administration**

- 5 Phosphate buffer was prepared by adding 3200 mL of sterile water for injection, USP, to a 4 L graduated cylinder. Sodium phosphate dibasic heptahydrate, USP (21.44 g) was added to the sterile water and the mixture was stirred for 5 minutes or until the solid had dissolved. Sodium phosphate monobasic, USP (11.04 g) was added and the mixture was stirred until the
- 10 solids had dissolved. The solution was diluted to 4.0 L and stirred. 3000 g of the sodium phosphate buffer was added to an eight liter beaker. Dextrose, USP (200.0 g) was added, and the mixture was heated to 30-35 °C in a water bath and stirred until a complete solution formed. 4-chloro-3-methyl-5-(2-(2-(6-methylbenzo[d][1,3]dioxol-5-yl)acetyl)-3-thienylsulfonamido)isoxazole, sodium
- 15 salt (100.0 g) was added with efficient mixing. This mixture was stirred for a minimum of ten minutes or until a solution formed.

- The solution was removed from the water bath after the sodium salt dissolved, diluted to 4000 g with sodium phosphate buffer and stirred for five minutes. This solution was sterile filtered using a sterile 0.22 micron pre-size
- 20 Durapore Millipak 200 filter. The filtered solution was filled into sterile vials and lyophilized under standard conditions. The vials were stoppered. The lyophilized product was then reconstituted with either 9.4 mL or 19.4 mL of water for injection, to give a final concentration of 25 mg/mL or 12.5 mg/mL, respectively.

25

EXAMPLE 9**N-(4-Bromo-3-methyl-5-isoxazolyl)thiophene-2-sulfonamide**

- A solution of 5-amino-4-bromo-3-methylisoxazole (177 mg, 1.0 mmol) in dry tetrahydrofuran (THF, 2 ml) was added to a suspension of sodium hydride (60% dispersion in mineral oil, 90 mg, 2.2 mmol) in dry THF (1 ml) at 0 - 5° C.
- 30 After stirring at 0 - 5° C for 5 min., the reaction was stirred at room temperature for 10 min to complete the reaction. The reaction mixture was re-cooled to 0° C and thiophene-2-sulfonyl chloride (200 mg, 1.1 mmol) dissolved

-124-

in dry THF (2 ml) was added dropwise. Stirring was continued for 1 h; during this period the reaction mixture slowly attained ambient temperature. THF was removed under reduced pressure. The residue was dissolved in water (10 ml), the pH was adjusted to 10 - 11 by adding 5 N sodium hydroxide solution, and
5 was extracted with ethyl acetate (3 X 10 ml) to remove the neutral impurities. The aqueous layer was acidified with concentrated HCl (pH 2 - 3) and extracted with methylene chloride (3 X 10 ml). The combined organic layers was dried over anhydrous magnesium sulfate and concentrated under reduced pressure to give N-(4-bromo-3-methyl-5-isoxazolyl)thiophene-2-sulfonamide. The pure
10 material was obtained by recrystallization using hexanes/ethyl acetate (110 mg, 34 % yield), m.p. 125 - 127° C.

EXAMPLE 10

N-(4-Bromo-3-methyl-5-isoxazolyl)-5-(3-isoxazolyl)thiophene-2-sulfonamide

A solution of 5-amino-4-bromo-3-methylisoxazole (177 mg, 1.0 mmol) in
15 dry THF (2 ml) was added to a suspension of sodium hydride (60% dispersion in mineral oil, 90 mg, 2.2 mmol) in dry THF (1 ml) at 0 - 5° C. After stirring at 0 - 5° C for 5 min, the reaction was warmed to room temperature for 10 min to complete the reaction. The reaction mixture was re-cooled to 0° C, and 5-(3-isoxazolyl)thiophene-2-sulfonyl chloride (273 mg, 1.1 mmol), which had been
20 dissolved in dry THF (2 ml), was added slowly. Stirring was continued for 1 h; during this period the reaction mixture slowly attained ambient temperature. THF was removed under reduced pressure. The residue was dissolved in water (10 ml), the pH was adjusted to 2 - 3 by adding concentrated HCl, and was extracted with methylene chloride (3 X 10 ml). The combined organic layers
25 was dried over anhydrous magnesium sulfate and concentrated under reduced pressure to give N-(4-bromo-3-methyl-5-isoxazolyl)-5-(3-isoxazolyl)thiophene-2-sulfonamide. The pure material was obtained by recrystallization using hexanes/ethyl acetate (160 mg, 41% yield), m.p. 120 - 123° C.

-125-

EXAMPLE 11**N-(4-Bromo-3-methyl-5-isoxazolyl)-2-(carbomethoxy)thiophene-3-sulfonamide**

N-(4-Bromo-3-methyl-5-isoxazolyl)-2-(carbomethoxy)thiophene-3-sulfonamide was prepared in the same manner as described in Example 10 from 5-amino-4-bromo-3-methylisoxazole and 2-(carbomethoxy)thiophene-3-sulfonyl chloride in 73% yield. Purification was achieved by recrystallization from ethyl acetate/hexanes to give a crystalline solid, m.p. 198 - 200° C.

EXAMPLE 12**N-(4-Bromo-3-methyl-5-isoxazolyl)-2-(carboxyl)thiophene-3-sulfonamide**

N-(4-Bromo-3-methyl-5-isoxazolyl)-2-(carbomethoxy)thiophene-3-sulfonamide (Example 11) (1.5 g, 3.95 mmol) was dissolved in methanol (10 ml). Sodium hydroxide pellets (1 g, 25 mmol) and a few drops of water were then added. The resultant solution was stirred for 16 h at ambient temperature. Methanol was removed under reduced pressure. The residue was diluted with water and was extracted with ethyl acetate (2 X 10 ml). The aqueous layer was acidified (pH = 2) with concentrated hydrochloric acid and was extracted with ethyl acetate (2 X 60 ml). The combined organic layers was dried over anhydrous magnesium sulfate and filtered. Removal of the solvent gave N-(4-bromo-3-methyl-5-isoxazolyl)-2-(carbomethoxy)thiophene-3-sulfonamide (1.2 g, 82% yield), which was purified by silica gel column chromatography using ethyl acetate as eluent, m.p. 188 - 194° C.

EXAMPLE 13**N-(3,4-dimethyl-5-isoxazolyl)-5-phenylthiophene-2-sulfonamide****A. N-(3,4-dimethyl-5-isoxazolyl)-5-bromothiophene-2-sulfonamide**

A solution of 5-bromothiophene-2-sulfonyl chloride (2.75 g, 10 mmol) and 5-amino-3,4-dimethylisoxazole (1.07 g, 9.57 mmol) in pyridine containing a catalytic amount of 4-dimethylaminopyridine (DMAP, 10 mg) was stirred at room temperature for a period of 3 h. The solution was heated at 50° C for an additional 1.5 h to drive the reaction to completion as judged by TLC. The pyridine was removed under reduced pressure and the residue, after extraction into ethyl acetate, was washed with 1 N HCl (2 x 25 ml), water (1 x 25), brine solution, (1 x 25 ml) and dried over magnesium sulfate. Evaporation of solvent

-126-

left a viscous brown gum, which was subjected to flash chromatography. Elution with 3% methanol hexanes gave 246 mg (10%) of pure sulfonamide.

B. N-(methoxyethoxymethyl)-N-(3,4-dimethyl-5-isoxazolyl)-5-bromothiophene-2-sulfonamide

5 N-(3,4-dimethyl-5-isoxazolyl)-5-bromothiophene-2-sulfonamide (680 mg, 2 mmol) in dry THF (2 ml) was added to sodium hydride (121 mg of a 60% oil dispersion, 3 mmol) in dry THF (1ml). The resulting suspension was cooled to 0° C and methoxyethoxymethyl chloride (334 mg, 2.68 mmol) was added dropwise via syringe. The solution was warmed to room temperature, and
10 stirring continued overnight. Evaporation of solvent left an oil that was extracted into ethyl acetate, washed with brine, dried over magnesium sulfate and evaporated. Flash chromatography of the residue on silica gel using 10-15% ethyl acetate/hexanes yielded 480 mg (56%) of a colorless oil.

15 C. N-(methoxyethoxymethyl)-N-(3,4-dimethyl-5-isoxazolyl)-5-phenylthiophene-2-sulfonamide

Sodium carbonate (2 ml of a 2 M aqueous solution) followed by phenyl boronic acid (86 mg, 0.71 mmol) in 2 ml of 95% ethanol were added to a solution of N-(methoxyethoxymethyl)-N-(3,4-dimethyl-5-isoxazolyl)-5-bromothiophene-2-sulfonamide (200 mg, 0.47 mmol) and tetrakis (triphenylphosphine)
20 palladium (0) (23 mg, 0.02 mmol) in dry benzene (4 ml) under argon. The mixture was refluxed for 12 h, diluted with 5 ml of water and extracted into ethyl acetate (3 X 25 ml). The combined organic extracts was washed with brine (1 x 25 ml), dried and evaporated. The residue was flash
25 chromatographed on silica gel using 25% ethyl acetate/hexanes to afford 123 mg (62%) of the sulfonamide as a colorless gum.

D. N-(3,4-dimethyl-5-isoxazolyl)-5-phenylthiophene-2-sulfonamide

HCl (3 ml of a 3 N aqueous solution) was added to a solution of N-(methoxyethoxymethyl)-N-(3,4-dimethyl-5-isoxazolyl)-5-phenylthiophene-2-sulfonamide (100 mg, 0.24 mmol) in 3 ml of 95% ethanol and the resulting mixture
30 was refluxed for 6 h. The mixture was then concentrated, diluted with 5 ml of water, neutralized with saturated aqueous sodium bicarbonate solution and acidified to pH 4 using glacial acetic acid. The mixture was extracted with ethyl

-127-

acetate (2 x 25 ml) and the combined organic extract was washed with brine (1 x 5 ml), dried and evaporated. Flash chromatography of the residue on silica gel using 2% MeOH/CHCl₃ and further purification by reverse phase HPLC yielded 33.4 mg (42%) of the pure sulfonamide as a white powder, m.p. 176-178° C.

5

EXAMPLE 14**N-(4-Bromo-3-methyl-5-isoxazolyl)-5-(4-ethylphenyl)thiophene-2-sulfonamide****A. N-(5-bromothiophene-2-sulfonyl)-pyrrole**

Sodium hydride (60% oil dispersion, 191 m.g., 4.78 mmol) was suspended in dry tetrahydrofuran (2 ml) and the resulting cloudy suspension was cooled to 0° C in an ice bath. Pyrrole (385 mg, 5.75 mmol) in dry tetrahydrofuran (2 ml) was added dropwise over a period of 10 min. The ice bath was removed and the solution was stirred at room temperature until gas evolution ceased (15 minutes), whereupon 5-bromothiophene-2-sulfonyl chloride (1.0 g, 3.82 mmol) previously dissolved in tetrahydrofuran (4.0 ml) was added dropwise through a steel cannula. After stirring for 1 h at room temperature, the mixture was filtered through Celite. The filter pad was rinsed with tetrahydrofuran, and the filtrate was evaporated, which left a light brown solid that was recrystallized from methanol to produce the sulfonamide (821 mg, 74% yield) as a white powder.

20 B. 4-Ethylphenylboronic acid

A solution of 1-bromo-4-ethyl benzene (2.0 g, 11 mmol) in dry ether (5 ml) was added to magnesium turnings (311 mg, 13 mmol), which had been suspended in dry ether, by dropwise addition. After addition was complete, the suspension was refluxed for a period of 15 min, by which time nearly all of the magnesium had reacted. The solution was then added to trimethyl borate (1.12 g, 11 mmol), previously dissolved in ether (5 ml) at -78° C, warmed to room temperature and stirred for 90 min. The reaction was quenched by the addition of 10% aqueous HCl (2 ml) and the solution was extracted with ether. The combined ether extract was extracted with 1 M NaOH (2 X 20 ml), the aqueous extracts were acidified with dilute HCl to pH 2 and extracted with ether (2 X 25 ml). The resulting combined ether extract was washed once with water (10

-128-

ml), dried and evaporated to produce a white solid (676 mg, 38% yield), m.p. 138-140° C.

C. N-[5-(4-ethylphenyl)thiophene-2-sulfonyl]pyrrole

N-[5-(4-ethylphenyl)thiophene-2-sulfonyl]pyrrole was prepared, in the same manner as described in Example 13C, from 4-ethylphenylboronic acid and N-(5-bromothiophenesulfonyl)pyrrole. Purification by column chromatography using 10% ethyl acetate/hexanes gave the pure sulfonamide as a tan solid in 81% yield.

D. 5-Chlorosulfonyl-2-(4-ethylphenyl)thiophene

A solution of N-[5-(4-ethylphenyl)thiophene-2-sulfonyl]pyrrole (100 mg, 0.32 mmol) and 6 N sodium hydroxide (1 ml) in methanol (1.5 ml) was refluxed for approximately 6 h. Evaporation of solvents and drying *in vacuo* resulted in an oil. Phosphorus oxychloride (258 ml, 2.52 mmol) and phosphorus pentachloride (131 mg, 0.63 mmol) were added to the oil and the resulting brown suspension was heated at 50° C for 3 h. The resulting clear brown solution was carefully added to about 20 ml of crushed ice and then extracted with ethyl acetate (3 x 25 ml). The combined organic layers was washed with brine (2 x 5 ml), dried (MgSO₄) and evaporated to leave an oily residue. Flash chromatography over silica gel using 2% ethyl acetate/hexanes yielded (53 mg, 59%) of the pure sulfonyl chloride as a pale yellow oil.

E. N-(4-bromo-3-methyl-5-isoxazolyl)-5-(4-ethylphenyl)thiophene-2-sulfonamide

N-(4-bromo-3-methyl-5-isoxazolyl)-5-(4-ethylphenyl) thiophene-2-sulfonamide was prepared in the same manner as described in Example 10. Reaction of 5-chlorosulfonyl-2-(4-ethylphenyl) thiophene (47.1 mg, 11.16 mmol) with 5-amino-4-bromo-3-methyl isoxazole (29 mg, 0.16 mmol) yielded, after flash chromatography using 10% MeOH/CHCl₃, a pale brown solid (46 mg, 66% yield), m.p. 172-175° C.

-129-

EXAMPLE 15**N-(4-Bromo-3-methyl-5-isoxazolyl)-4-phenethylthiophene-2-sulfonamide**

N-(4-bromo-3-methyl-5-isoxazolyl)-4-phenethylthiophene-2-sulfonamide
5 was prepared in the same manner as described in Example 10 from 5-amino-4-bromo-3-methylisoxazole and 4-phenethyl-2-thiophenesulfonyl chloride in 32% yield. This was purified by HPLC (5% CH₃CN to 100% CH₃CN over 30 min.) to give a gum.

EXAMPLE 16**10 N-(4-bromo-3-methyl-5-isoxazolyl)-2-[N-(3-carboxyphenylaminocarbonyl)]thiophene-3-sulfonamide**

Et₃N (2.27 ml, 16. mmol), ethyl 3-aminobenzoate (836 ml, 5.44 mmol) and phosphonitrilic chloride trimer (1.89 g, 5.44 mmol) were sequentially added
15 to a solution of N-(4-bromo-3-methyl-5-isoxazolyl)-2-(carbonyl)thiophene-3-sulfonamide (Example 12) (1 g, 2.27 mmol) in dry THF (20 ml). The reaction was stirred at room temperature for 1 hour and cooled. Water (5 ml) was added to quench the reaction. The resulting solution was concentrated on a rotavap. The residue was diluted with EtOAc and washed with 2 N HCl (2 x 150 ml).
20 The organic layer was dried (MgSO₄). The solid was filtered off and the filtrate was concentrated. The residue was treated with 1N NaOH (200 ml) and stirred at 0° C for 15 minutes. The mixture was then acidified with conc. HCl to pH ~ 1. The resulting yellow precipitate was filtered off and recrystallized from CH₃CN/H₂O to give N-(4-bromo-3-methyl-5-isoxazolyl)-2-[N-(3-
25 carboxyphenyl)aminocarbonyl]thiophene-3-sulfonamide (153 mg., 11.6%) as a yellowish powder, m.p. 183-185° C.

EXAMPLE 17**N-(4-Bromo-5-methyl-3-isoxazolyl)-5-(4-methylphenyl)thiophene-2-sulfonamide****A. N-[5-(4-methylphenyl)thiophene-2-sulfonyl]pyrrole**

30 N-[5-(4-methylphenyl)thiophene-2-sulfonyl]pyrrole was prepared in the same manner as described in Example 13C using 4-methyl-phenylboronic acid and N-(5-bromothiophenesulfonyl)pyrrole. Purification by column

-130-

chromatography using 2% ethyl acetate/hexanes gave N-[5-(4-methylphenyl)-thiophene-2-sulfonyl]pyrrole as a pale yellow solid in 77% yield.

B. 2-chlorosulfonyl-5-(4-methylphenyl)thiophene

2-chlorosulfonyl-5-(4-methylphenyl)thiophene was prepared in the same manner as described in Example 14D using N-[5-(4-methylphenyl)thiophene-2-sulfonyl]pyrrole. Purification by column chromatography using 2% ethyl acetate/hexanes gave 2-chlorosulfonyl-5-(4-methylphenyl)thiophene as a pale yellow powder (61% yield).

10 C. N-(4-bromo-3-methyl-5-isoxazolyl)-5-(4-methylphenyl)thiophene-2-sulfonamide

N-(4-bromo-3-methyl-5-isoxazolyl)-5-(4-methylphenyl)thiophene-2-sulfonamide was prepared in the same manner as described in Example 10. Reaction of 2-chlorosulfonyl-5-(4-methylphenyl)thiophene (100 mg, 0.37 mmol) with 5-amino-4-bromo-3-methylisoxazole (65 mg, 0.37 mmol) yielded, after column chromatography using 10% MeOH/CHCl₃, 96 mg final product as a pale yellow solid, (63% yield, m.p. 175° C).

EXAMPLE 18

N-(4-Bromo-3-methyl-5-isoxazolyl)-5-(benzyloxymethyl)thiophene-2-sulfonamide

A. 2-(benzyloxymethyl)thiophene

20 Sodium hydride (0.41 mg, 20 mmol) was added to a solution of 2-thiophene methanol (2.0 g, 0.18 mmol) in THF (20 ml) at -40°C. The reaction was stirred at -40° C for 25 min., then neat benzylbromide (3.6 g, 20 mmol) was added by syringe. The solution was stirred at -40° C for 0.5 hr, then at room temperature for 1 hr. The THF was evaporated off and the remaining residue
25 was taken up in ether (~ 50 ml). The organic solution was washed with water (1 x 10 ml), brine (1 x 10 ml) and dried over MgSO₄. Evaporation of solvents left an oil which was purified by column chromatography using 1% ether-hexanes to give 2.6 g of the thiophene as a pale yellow oil (78% yield).

B. 2-chlorosulfonyl-5-(benzyloxymethyl)thiophene

30 2-chlorosulfonyl-5-(benzyloxymethyl)thiophene was prepared in the same manner as described in Example 17A from 2-(benzyloxymethyl)thiophene (1.0 g,

-131-

5.25 mmol). Purification by column chromatography using 2.5% ethyl acetate/hexanes gave 520 mg of the pure thiophene as a brown oil (32% yield).

C. N-(4-bromo-3-methyl-5-isoxazolyl)-5-(benzyloxymethyl)thiophene-2-sulfonamide

5 N-(4-bromo-3-methyl-5-isoxazolyl)-5-(benzyloxymethyl)thiophene-2-sulfonamide was prepared as described in Example 10 from 2-chlorosulfonyl-5-(benzyloxymethyl)thiophene (520 mg, 1.72 mmol) and 5-amino-4-bromo-3-methyl isoxazole (319 mg, 1.8 mmol). Purification by column chromatography using 10% MeOH/CHCl₃) gave 238 mg of pure N-(4-bromo-3-methyl-5-
10 isoxazolyl)-5-(benzyloxymethyl)thiophene-2-sulfonamide as brown semisolid (31% yield, m.p. 92° C).

EXAMPLE 19

N-(4-Bromo-3-methyl-5-isoxazolyl)-3-[3,4-(methylenedioxy)phenyl]thiophene-2-sulfonamide

15

A. 3-bromothiophene-2-sulfonyl chloride

Chlorosulfonic acid (20 ml, 300 mmol) was added to a solution of 3-bromothiophene (8.15 g, 50 mmol) in methylene chloride (50 ml) at -78° C over a 20 min. period. After the completion of addition, the cold bath was removed
20 and stirring continued at ambient temperature for 1 hr. The reaction mixture was carefully added, dropwise, to crushed ice (100 g). The mixture was extracted with methylene chloride (2 x 100 ml). The combined organic layers was dried over MgSO₄ and evaporated. The crude product was purified by flash chromatography on silica gel using hexane as the eluent resulting in 3-
25 bromothiophene-2-sulfonyl chloride (4 g, 30% yield) and 4-bromothiophene-2-sulfonyl chloride (200 mg, ≤ 1%).

B. N-(3-bromothiophene-2-sulfonyl)pyrrole

N-(3-bromothiophene-2-sulfonyl)pyrrole was prepared in the same manner as described in Example 14A by reacting 3-bromothiophene-2-
30 sulfonylchloride with pyrrole (for 16 hr.). N-(3-bromothiophene-2-sulfonyl)pyrrole was obtained in 54% yield.

-132-

C. N-{{3-(3,4-methylenedioxy)phenyl}thiophene-2-sulfonyl}pyrrole

N-{{3-(3,4-methylenedioxy)phenyl}thiophene-2-sulfonyl}pyrrole was prepared in the same manner as described in Example 13C using 3,4-methylenedioxyphenylboronic acid and N-(3-bromothiophene-2-sulfonyl)pyrrole.

5 The crude product was purified by flash column chromatography on silica gel using 2% EtOAc in hexane as the eluent resulting in N-{{3-(3,4-methylenedioxy)phenyl}thiophene-2-sulfonyl}pyrrole in a 90% yield.

D. 2-chlorosulfonyl-3-{{3,4-(methylenedioxy)phenyl}thiophene

2-chlorosulfonyl-3-{{3,4-(methylenedioxy)phenyl}thiophene was prepared
10 in the same manner as described in Example 18B using N-{{3-(3,4-methylenedioxy)phenyl}thiophene-2-sulfonyl}pyrrole by basic hydrolysis of the sulfonamide to the sodium sulfonate (100% yield) followed by conversion of the salt to the corresponding sulfonyl chloride resulting in a 34% yield of the final product.

E. N-(4-bromo-3-methyl-5-isoxazolyl)-3-{{3,4-(methylenedioxy)phenyl}thiophene-2-sulfonamide

15 N-(4-bromo-3-methyl-5-isoxazolyl)-3-{{3,4-(methylenedioxy)phenyl}thiophene-2-sulfonamide was prepared in the same manner as described in Example 9 by reaction of 2-chlorosulfonyl-3-{{3,4-(methylenedioxy)phenyl}thiophene with 5-amino-4-bromo-3-methylisoxazole resulting in a 60% yield, m.p. 183-186° C.

20

EXAMPLE 20**N-(4-Bromo-3-methyl-5-isoxazolyl)-2-{{(2-chloro-3,4-methylenedioxy)phenoxy-methyl}thiophene-3-sulfonamide****A. N-{{2-{{(3,4-methylenedioxy)phenoxy}methyl}thiophene-3-sulfonyl}pyrrole**

25 Sodium hydride (100 mg, 5 mmol) was added to a stirred solution of 3,4-methylenedioxyphenol (0.607 g, 4.5 mmol) in DMF (dry, 5 ml) at 0° C under a nitrogen atmosphere with stirring. The reaction mixture was permitted to attain room temp and stirring continued for 1 hr. The reaction mixture was cooled to 0° C and N-{{(2-bromomethyl)thiophene-3-sulfonyl}pyrrole was added.
30 Stirring was continued at ambient temperature for 16 hr. The reaction mixture was diluted with water (100 ml), extracted with ethyl acetate (2 x 50 ml) and washed with 1N NaOH (2 x 25 ml) to remove phenol derivative. The mixture was dried over MgSO₄ and concentrated resulting in N-{{2-{{(3,4-methylene-

-133-

dioxy)phenoxy)methyl]thiophene-3-sulfonyl}pyrrole, which was recrystallized using hexane/EtOAc (1.0 g, 92% yield).

B. 3-chlorosulfonyl-2-[(2-chloro-3,4-methylenedioxy)phenoxy)methyl]thiophene

5 3-chlorosulfonyl-2-[(2-chloro-3,4-methylenedioxy)phenoxy)methyl]thiophene was prepared in the same manner as described in Example 15E using N-{2-[(3,4-methylenedioxy)phenoxy)methyl]thiophene-3-sulfonyl}pyrrole by conducting a basic hydrolysis (using potassium hydroxide in iso-propanol) to the potassium sulfonate followed by conversion of the salt to the corresponding
10 sulfonyl chloride in an overall yield of 50%.

C. N-(4-bromo-3-methyl-5-isoxazolyl)-2-[(2-chloro-3,4-methylenedioxy)phenoxy)methyl]thiophene-3-sulfonamide

N-(4-bromo-3-methyl-5-isoxazolyl)-2-[(2-chloro-3,4-methylenedioxyphenoxy)methyl]thiophene-3-sulfonamide was prepared in the same manner as
15 described in Example 9 by reaction of 3-chlorosulfonyl-2-[(2-chloro-3,4-methylenedioxyphenoxy)methyl]thiophene with 5-amino-4-bromo-3-methylisoxazole, 47% yield, m.p. 152-154°C.

EXAMPLE 21

N-(4-Bromo-3-methyl-5-isoxazolyl)-2-[*trans*-3,4-(methylenedioxy)cinnamyl]thiophene-3-sulfonamide

A. Diethyl 2-{3-[(N-pyrrolyl)sulfonyl]thienylmethyl}phosphonate

N-[2-bromomethyl]thiophene-3-sulfonyl}pyrrole (0.915 g, 3 mmol) was suspended in triethyl phosphite (5 ml) and was heated to 140° C for 1 hr. with
25 stirring under nitrogen atmosphere. Excess triethyl phosphate was removed under reduced pressure and the residue was dried under vacuum resulting in 0.9 g, 83% yield of diethyl 2-{3-[(N-pyrrolyl)sulfonyl]thienylmethyl}phosphonate.

B. N-{2-[*trans*-3,4-(methylenedioxy)cinnamyl]thiophene-3-sulfonyl}pyrrole

Sodium hydride (200 mg, 60% dispersion) was added in two lots to the
30 stirred solution of diethyl 2-{3-[(N-pyrrolyl)sulfonyl]thienylmethyl}phosphonate (900 mg, 2.48 mmol) in dry THF (10 ml) at 0° C. The mixture was stirred at room temperature for 1 hr. then piperonal (600 mg) was added. Stirring was continued for 12 hours. The mixture was diluted with water (100 ml) and

-134-

extracted with methylene chloride (2 x 50 ml). The combined organic layers was dried over $MgSO_4$, evaporated, and the residue was flash chromatographed on silica gel using 0.5% ethyl acetate in hexane to give N-{2-[*trans*-(3,4-methylenedioxy)cinnamyl]thiophene-3-sulfonyl}pyrrole (750 mg, 84% yield).

5 C. 3-chlorosulfonyl-2-[*trans*-3,4-(methylenedioxy)cinnamyl]thiophene

3-chlorosulfonyl-2-[*trans*-3,4-(methylenedioxy)cinnamyl]thiophene was prepared in the same manner as described in Example 15E from N-{2-[*trans*-3,4-(methylenedioxy)cinnamyl]thiophene-3-sulfonyl}pyrrole by basic hydrolysis (using isopropanol and potassium hydroxide) to the corresponding potassium
10 sulfonate (100%) followed by conversion of the salt to the corresponding sulfonyl chloride in a 31% overall yield.

D. N-(4-bromo-3-methyl-5-isoxazolyl)-2-[*trans*-3,4-(methylenedioxy)cinnamyl]thiophene-3-sulfonamide

N-(4-bromo-3-methyl-5-isoxazolyl)-2-[*trans*-3,4-(methylenedioxy)cinnamyl]thiophene-3-sulfonamide was prepared in the same manner as described
15 in Example 9 by reaction of 3-chlorosulfonyl-2-[*trans*-3,4-(methylenedioxy)cinnamyl]thiophene with 5-amino-4-bromo-3-methylisoxazole. The crude product was purified by HPLC resulting in a 33% yield, m.p. 147-149°C.

EXAMPLE 22

20 N-(4-Bromo-3-methyl-5-isoxazolyl)-2-[3,4-(methylenedioxy)phenethyl]thiophene-3-sulfonamide

A. N-{2-[3,4-(methylenedioxy)phenethyl]thiophene-3-sulfonyl}pyrrole

An ethyl acetate (15 ml) solution of N-{2-[*trans*-3,4-(methylenedioxy)cinnamyl]thiophene-3-sulfonyl}pyrrole (Example 21B, 0.6 g, 1.67 mmol) was
25 subjected to catalytic hydrogenation using 10% Pd-C (100 mg) at 55 psi for 14 hr. The catalyst was filtered and the filtrate concentrated to resulting in N-{2-[3,4-(methylenedioxy)phenethyl]thiophene-3-sulfonyl}pyrrole (0.55 g, 91% yield).

-135-

B. 3-chlorosulfonyl-2-[3,4-(methylenedioxy)phenethyl]thiophene

3-chlorosulfonyl-2-[3,4-(methylenedioxy)phenethyl]thiophene was prepared in the same manner as described in the Example 15E using N-{2-[3,4-(methylenedioxy)phenethyl]thiophene-3-sulfonyl}pyrrole by conducting basic hydrolysis (iso-propanol and potassium hydroxide) of the sulfonamide to the potassium salt of sulfonic acid (93%) followed by conversion of the salt to the corresponding sulfonyl chloride in a 42% yield.

C. N-(4-bromo-3-methyl-5-isoxazolyl)-2-[3,4-(methylenedioxy)phenethyl]-thiophene-3-sulfonamide

N-(4-bromo-3-methyl-5-isoxazolyl)-2-[3,4-(methylenedioxy)phenethyl]-thiophene-3-sulfonamide was prepared in the same manner as described in Example 10. By reacting 3-chlorosulfonyl-2-[3,4-(methylenedioxy)phenethyl]-thiophene with 5-amino-4-bromo-3-methylisoxazole and purifying the crude product by HPLC, N-(4-bromo-3-methyl-5-isoxazolyl)-2-[3,4-(methylenedioxy)phenethyl]thiophene-3-sulfonamide was obtained in a 30% yield, m.p. 180° (dec.).

EXAMPLE 23**N-(4-bromo-3-methyl-5-isoxazolyl)-2-[(4-methyl)(cinnamyl)] thiophene-3-sulfonamide****20 A. N-[2-(4-methyl-*trans*-styryl)-3-sulfonyl]pyrrole**

N-[2-(4-methyl-*trans*-styryl)-3-sulfonyl]pyrrole was prepared in the same manner as described in Example 21B using diethyl{3-[(N-pyrrolylsulfonyl)thien-2-yl]methylphosphonate and 4-methylbenzaldehyde in 30% yield.

B. 2-(4-methyl-*trans*-styryl)thiophene-3-sulfonyl chloride

2-(4-methyl-*trans*-styryl)thiophene-3-sulfonyl chloride was prepared in the same manner as described in Example 15E from N-[2-(4-methyl-*trans*-styryl)-3-sulfonyl]pyrrole by basic hydrolysis (using ethanol and sodium hydroxide) to the corresponding sodium sulfonate followed by conversion to the corresponding sulfonyl chloride in 13% yield.

30 C. N-(4-bromo-3-methyl-5-isoxazolyl)-2-(4-methyl-*trans*-styryl)thiophene-3-sulfonamide

N-(4-bromo-3-methyl-5-isoxazolyl)-2-(4-methyl-*trans*-styryl)thiophene-3-sulfonamide was prepared in the same manner as described in Example 10 by

-136-

reaction of 2-(4-methyl-*trans*-styryl)thiophene-3-sulfonyl chloride with 5-amino-4-bromo-3-methylisoxazole. The crude product was purified by HPLC followed by crystallization resulting in a 34% yield, m.p. 101-105°C.

EXAMPLE 24**5 N-(4-bromo-3-methyl-5-isoxazolyl)-2-[(4-methyl)phenethyl]thiophene-3-sulfonamide****A. N-{2-[(4-methyl)phenethyl]thiophene-3-sulfonyl}pyrrole**

N-{2-[(4-methyl)phenethyl]thiophene-3-sulfonyl}pyrrole was prepared as described in Example 22A by the catalytic hydrogenation of N-{2-(4-methyl-*trans*-styryl)-3-sulfonyl}pyrrole in 80% yield.

B. 2-[(4-methyl)phenethyl]thiophene-3-sulfonylchloride

2-[(4-methyl)phenethyl]thiophene-3-sulfonylchloride was prepared, as described in Example 15E, using N-{2-[(4-methyl)phenethyl]thiophene-3-sulfonyl}pyrrole by basic hydrolysis (KOH/ethanol) of the sulfonamide to this potassium salt followed by conversion of salt to the corresponding sulfonyl chloride in 51% yield.

C. N-(4-bromo-3-methyl-5-isoxazolyl)-2-[(4-methyl)phenethyl]thiophene-3-sulfonamide

N-(4-bromo-3-methyl-5-isoxazolyl)-2-[(4-methyl)phenethyl]thiophene-3-sulfonamide was prepared, as described in Example 10, using 2-[(4-methyl)phenethyl]thiophene-3-sulfonylchloride and 5-amino-4-bromo-3-methylisoxazole in 52% yield.

EXAMPLE 25**25 N-(4-bromo-3-methyl-5-isoxazolyl)-2-[(4-methylphenoxy)methyl]thiophene-3-sulfonamide****A. N-{2-[(4-methylphenoxy)methyl]thiophene-3-sulfonyl}pyrrole**

N-{2-[(4-methylphenoxy)methyl]thiophene-3-sulfonyl}pyrrole was prepared, as described in Example 20A, by reacting N-[2-bromomethyl]thiophene-3-sulfonylpyrrole with 4-methylphenol, in 81% yield.

30 B. 2-[(4-methylphenoxy)methyl]thiophene-3-sulfonyl chloride

2-[(4-methylphenoxy)methyl]thiophene-3-sulfonyl chloride was prepared, as described in Example 15E, using N-{2-[(4-methylphenoxy)methyl]thiophene-3-

-137-

sulfonyl}pyrrole by basic hydrolysis (NaOH/EtOH) followed by conversion to the corresponding sulfonyl chloride, in 46% yield.

C. N-(4-bromo-3-methyl-5-isoxazolyl)-2-[(4-methylphenoxy)methyl]thiophene-3-sulfonamide

- 5 N-(4-bromo-3-methyl-5-isoxazolyl)-2-[(4-methylphenoxy)methyl]thiophene-3-sulfonamide was prepared, as described in Example 10, by reacting 3-chlorosulfonyl-2-[(4-methylphenoxy)methyl]thiophene with 5-amino-4-bromo-3-methylisoxazole, resulting in a 64% yield, m.p. 128-130° C.

EXAMPLE 26

10 **N-(4-chloro-3-methyl-5-isoxazolyl)-2-[3,4-(methylenedioxy)-6-methyl]phenylaminocarbonyl-3-thiophenesulfonamide**

A. (3,4-methylenedioxy)-6-methylaniline

To a solution of (3,4-methylenedioxy)toluene (5 ml) in acetic acid (20 ml) cooled with a cold water bath was added, dropwise, nitric acid (70%, 5 ml).

- 15 The mixture was stirred for 45 min. To work up, water (100 ml) was added and the resulting yellow precipitate was filtered and washed with water until the aqueous filtrate was colorless. The yellow solid was dissolved in EtOAc (250 ml) and dried (MgSO₄), and the solid was filtered off. The filtrate was subjected to catalytic hydrogenation (10% Pd/C, 1 atm) for 12 hours. The reaction
- 20 mixture was then filtered off the catalyst and the filtrate was concentrated on a rotavap to give (3,4-methylenedioxy)-6-methylaniline as a brownish grey solid (5.49 g, 87% yield).

B. N-(4-chloro-3-methyl-5-isoxazolyl)-2-[3,4-(methylenedioxy)-6-methyl]phenylaminocarbonyl-3-thiophenesulfonamide

- 25 N-(4-chloro-3-methyl-5-isoxazolyl)-2-[3,4-(methylenedioxy)-6-methyl]phenylaminocarbonyl-3-thiophenesulfonamide was synthesized in the same manner as Example 3 using (3,4-methylenedioxy)-6-methylaniline. The crude product was purified by preparative HPLC to give N-(4-chloro-3-methyl-5-isoxazolyl)-2-[3,4-(methylenedioxy)-6-methyl]phenylaminocarbonyl-3-thio-
- 30 phenesulfonamide as a yellow solid (45% yield, m.p. 60-62°C).

-138-

EXAMPLE 27

N-(4-chloro-3-methyl-5-isoxazolyl)-2-(3-methoxycarbonyl-2,4,6-trimethyl)phenylaminocarbonyl-3-thiophenesulfonamide

A. Methyl 3-amino-2,4,6-trimethylbenzoate

5 Methyl 3-amino-2,4,6-trimethylbenzoate was synthesized in the same manner as (3,4-methylenedioxy)-6-methylaniline (see Example 26).

B. N-(4-chloro-3-methyl-5-isoxazolyl)-2-(3-methoxycarbonyl-2,4,6-trimethyl)phenylaminocarbonyl-3-thiophenesulfonamide

10 N-(4-chloro-3-methyl-5-isoxazolyl)-2-(3-methoxycarbonyl-2,4,6-trimethyl)phenylaminocarbonyl-3-thiophenesulfonamide was synthesized in the same manner as for Example 3 except that DMF was used instead of THF and the reaction was heated at 80°C for 5 hours. The crude product was purified via preparative HPLC to give N-(4-chloro-3-methyl-5-isoxazolyl)-2-(3-methoxycarbonyl-2,4,6-trimethyl)phenylaminocarbonyl-3-thiophenesulfonamide
15 as an off-white powder (48 mg, 1% yield, m.p. 66-70°C).

EXAMPLE 28

N-(4-chloro-3-methyl-5-isoxazolyl)-2-(2,4,6-trimethyl)phenylacetyl-3-thiophenesulfonamide

20 N-(4-chloro-3-methyl-5-isoxazolyl)-2-(2,4,6-trimethyl)phenylacetyl-3-thiophenesulfonamide was synthesized in the same manner as for Example 5 using 2,4,6-trimethylbenzyl chloride and N-(4-chloro-3-methyl-5-isoxazolyl)-2-(N-methyl-N'-methoxy)aminocarbonyl-3-thiophenesulfonamide. The crude product was purified by flash column chromatography (eluent 1% methanol in CH₂Cl₂) to give N-(4-chloro-3-methyl-5-isoxazolyl)-2-(2,4,6-trimethyl)phenylacetyl-3-thiophenesulfonamide as a solid (31% yield, m.p. 42-46°C).
25

EXAMPLE 29

N-(4-chloro-3-methyl-5-isoxazolyl)-2-(2,4,6-trimethyl)phenylaminocarbonyl-3-thiophenesulfonamide

30 N-(4-chloro-3-methyl-5-isoxazolyl)-2-(2,4,6-trimethyl)phenylaminocarbonyl-3-thiophenesulfonamide was synthesized in the same manner as Example 3. The crude product was purified via preparative HPLC to give N-(4-chloro-3-methyl-5-isoxazolyl)-2-(2,4,6-trimethyl)phenylaminocarbonyl-3-thio-

-139-

phenesulfonamide as a yellowish-brownish powder (410 mg, 30% yield, m.p. 45-48°C).

EXAMPLE 30

5 **N-(3,4-dimethyl-5-isoxazolyl)-2-(2,4-dimethyl)phenylacetyl-3-thiophenesulfonamide**

N-(3,4-dimethyl-5-isoxazolyl)-2-(2,4-dimethyl)phenylacetyl-3-thiophenesulfonamide was synthesized by the same method as described for Example 5 using 2,4-dimethylbenzyl chloride and N-(3,4-dimethyl-5-isoxazolyl)-2-(N-methyl-N'-methoxy)aminocarbonyl-3-thiophenesulfonamide. The crude product was purified by flash column chromatography (eluent 1% methanol in CH₂Cl₂) and further by preparative HPLC to give N-(3,4-dimethyl-5-isoxazolyl)-2-(2,4-dimethyl)phenylacetyl-3-thiophenesulfonamide as a semi-solid (34% yield).

EXAMPLE 31

15 **N-(4-chloro-3-methyl-5-isoxazolyl)-2-(2,4-dimethyl)phenylacetyl-3-thiophenesulfonamide**

N-(4-chloro-3-methyl-5-isoxazolyl)-2-(2,4-dimethyl)phenylacetyl-3-thiophenesulfonamide was synthesized in the same manner as for Example 5 using 2,4-dimethylbenzyl chloride and N-(4-chloro-3-methyl-5-isoxazolyl)-2-(N-methyl-N'-methoxy)aminocarbonyl-3-thiophenesulfonamide. The crude product was purified by flash column chromatography (eluent 1% methanol in CH₂Cl₂) to give N-(4-chloro-3-methyl-5-isoxazolyl)-2-(2,4-dimethyl)phenylacetyl-3-thiophenesulfonamide as a solid (52% yield, m.p. 48-54°C).

EXAMPLE 32

25 **N-(4-bromo-3-methyl-5-isoxazolyl)-2-(2,4-dimethyl)phenylacetyl-3-thiophenesulfonamide**

N-(4-bromo-3-methyl-5-isoxazolyl)-2-(2,4-dimethyl)phenylacetyl-3-thiophenesulfonamide was synthesized in the same manner as for Example 5 using 2,4-dimethylbenzyl chloride and N-(4-bromo-3-methyl-5-isoxazolyl)-2-(N-methyl-N'-methoxy)aminocarbonyl-3-thiophenesulfonamide. The crude product was purified by flash column chromatography (eluent 1% methanol in CH₂Cl₂) and further by preparative HPLC to give N-(4-bromo-3-methyl-5-isoxazolyl)-2-(2,4-dimethyl)phenylacetyl-3-thiophenesulfonamide as a solid (28% yield, m.p. 58-63°C).

-140-

EXAMPLE 33**N-(4-chloro-3-methyl-5-isoxazolyl)-2-(3,5-dimethyl)phenylacetyl-3-thiophenesulfonamide**

N-(4-chloro-3-methyl-5-isoxazolyl)-2-(3,5-dimethyl)phenylacetyl-3-thiophenesulfonamide was synthesized in the same manner as for Example 5 using 3,5-dimethylbenzyl bromide and N-(4-chloro-3-methyl-5-isoxazolyl)-2-(N-methyl-N'-methoxy)aminocarbonyl-3-thiophenesulfonamide. The crude product was purified by flash column chromatography (eluent 2% methanol in CH₂Cl₂) to give N-(4-chloro-3-methyl-5-isoxazolyl)-2-(3,5-dimethyl)phenylacetyl-3-thiophenesulfonamide as a solid (57% yield, m.p. 45-50°C).

EXAMPLE 34**N-(4-chloro-3-methyl-5-isoxazolyl)-2-(2,5-dimethyl)phenylacetyl-3-thiophenesulfonamide**

N-(4-chloro-3-methyl-5-isoxazolyl)-2-(2,5-dimethyl)phenylacetyl-3-thiophenesulfonamide was synthesized in the same manner as for Example 5 using 2,5-dimethylbenzyl chloride and N-(4-chloro-3-methyl-5-isoxazolyl)-2-(N-methyl-N'-methoxy)aminocarbonyl-3-thiophenesulfonamide. The crude product was purified by flash column chromatography (eluent 2% methanol in CH₂Cl₂) to give N-(4-chloro-3-methyl-5-isoxazolyl)-2-(2,5-dimethyl)phenylacetyl-3-thiophenesulfonamide as a solid (33% yield, m.p. 72-76°C).

EXAMPLE 35**N-(4-chloro-3-methyl-5-isoxazolyl)-2-[3,4-(methylenedioxy)-6-(2-acetoxyethyl)]phenylaminocarbonyl-3-thiophenesulfonamide****A. 2-(3,4-methylenedioxy)phenyl-1-ethanol**

To a solution of 2-(3,4-methylenedioxy)phenylacetic acid (5 g, 25.75 mmol) in anhydrous THF (20 ml) at 0°C was added BH₃·THF (40 ml, 1.0 M in THF). The mixture was stirred at room temperature for 1h. To work up, THF was evaporated on a rotavap. The residue was treated with water (100 ml) Acidified and extracted with ether (2 x 100 ml). Removal of the solvent under reduced pressure gave 2-(3,4-methylenedioxy)phenyl-1-ethanol as an oil (4.7 g, 98% yield).

-141-

B. 1-acetoxy-2-[(3,4-methylenedioxy)phenyl]ethane

To a stirred solution of 2-(3,4-methylenedioxy)phenyl-1-ethanol (1.68 g, 10 mmol) in dry pyridine was added acetic anhydride and the resultant reaction mixture was stirred at 80°C for 1 h. The reaction mixture was poured into ice-
5 water and was extracted with ether (2 x 75 ml). The combined ether extract was washed with water (2 x 50 ml), 5% HCl (2 x 50 ml) and then with 5% NaHCO₃ (2 x 50 ml). The organic layer was dried over magnesium sulfate and the solvent was removed under reduced pressure to give 1-acetoxy-2-[(3,4-methylenedioxy)phenyl]ethane as a solid (1.7 g, 81% yield).

10 C. 1-acetoxy-2-[(3,4-methylenedioxy)-6-nitrophenyl]ethane

To a stirred solution of 1-acetoxy-2-[(3,4-methylenedioxy)-phenyl]ethane (1.7 g, 8.09 mmol) in acetic acid (10 ml) was added, dropwise, concentrated HNO₃ (4.5 ml). This was stirred at room temperature for 30 min. The reaction mixture was poured into water (100 ml). The precipitated solid was filtered,
15 washed with water and dried under high vacuum to get 1-acetoxy-2-[(3,4-methylenedioxy)-6-nitrophenyl]ethane (1.8 g, 88% yield).

D. 1-acetoxy-2-[(3,4-methylenedioxy)-6-aminophenyl]ethane

The solution of 1-acetoxy-2-[(3,4-methylenedioxy)-6-nitrophenyl]ethane (0.8 g, 3.13 mmol) in ethyl acetate (25 ml) was subjected to catalytic hydrogenation
20 using 10% palladium on carbon (100 mg) at 50 psi for 30 min. The catalyst was filtered and the solvent was removed under reduced pressure to give 1-acetoxy-2-[(3,4-methylenedioxy)-6-aminophenyl]ethane as a solid (0.69 g, 98% yield).

25 E. N-(4-chloro-3-methyl-5-isoxazolyl)-2-[3,4-(methylenedioxy)-6-(2-acetoxyethyl)]phenylaminocarbonyl-3-thiophenesulfonamide

N-(4-chloro-3-methyl-5-isoxazolyl)-2-[3,4-(methylenedioxy)-6-(2-acetoxyethyl)]phenylaminocarbonyl-3-thiophenesulfonamide
was synthesized in the same manner as Example 16. The crude product was purified by preparative HPLC to give N-(4-chloro-3-methyl-5-isoxazolyl)-2-[3,4-
30 (methylenedioxy)-6-(2-acetoxyethyl)]phenylaminocarbonyl-3-thiophenesulfonamide as a dull yellow powder (12% yield, m.p. 78-82°C).

-142-

EXAMPLE 36

Other compounds that have been prepared by the above methods or routine modifications thereof, include, but are not limited to:

5 N-(4-chloro-3-methyl-5-isoxazolyl)-2-[(4-methoxyphenoxy)carbonyl]thiophene-3-sulfonamide, N-(4-bromo-3-methyl-5-isoxazolyl)-2-[(4-methylphenoxy)carbonyl]thiophene-3-sulfonamide, N-(4-bromo-3-methyl-5-isoxazolyl)-3-[(4-methylphenoxy)methyl]thiophene-2-sulfonamide, N-(4-bromo-3-methyl-5-isoxazolyl)-2-[(4-methylphenoxy)methyl]thiophene-3-sulfonamide, N-(4-bromo-3-methyl-5-isoxazolyl)-3-(4-methyl-*trans*-styryl)thiophene-2-sulfonamide, N-(4-bromo-3-methyl-5-isoxazolyl)-3-(4-methylphenethyl)thiophene-2-sulfonamide, N-(4-bromo-3-methyl-5-isoxazolyl)-2-[(4-methylphenyl)acetyl]thiophene-3-sulfonamide, N-(4-bromo-3-methyl-5-isoxazolyl)-2-[(3-methoxyphenyl)acetyl]thiophene-3-sulfonamide, N-(4-bromo-3-methyl-5-isoxazolyl)-3-(4-methylphenethyl)-5-(4-tolyl)thiophene-2-sulfonamide, N-(4-bromo-3-methyl-5-isoxazolyl)-3-(4-methylbenzyl)-5-(4-tolyl)thiophene-2-sulfonamide, N-(4-bromo-3-methyl-5-isoxazolyl)-3-(4-methyl-*trans*-styryl)-5-(4-tolyl)thiophene-2-sulfonamide, N-(4-chloro-3-methyl-5-isoxazolyl)-2-[3,4-(methylenedioxy)benzyl]thiophene-3-sulfonamide, N-(4-chloro-3-methyl-5-isoxazolyl)-2-[(5-methyl-3-isoxazolyl)aminocarbonyl]thiophene-3-sulfonamide, N-(4-bromo-3-methyl-5-isoxazolyl)-2-[(3-hydroxyl-6-pyridazinyl)aminocarbonyl]thiophene-3-sulfonamide, N-(4-bromo-3-methyl-5-isoxazolyl)-3-[[3,4-(methylenedioxy)phenoxy]methyl]thiophene-2-sulfonamide, N-(4-bromo-3-methyl-5-isoxazolyl)-2-[(4-methyl)(cinnamyl)]thiophene-3-sulfonamide, N-(4-bromo-3-methyl-5-isoxazolyl)-3-[3,4-(methylenedioxy)phenethyl]thiophene-2-sulfonamide, N-(4-bromo-3-methyl-5-isoxazolyl)-3-[3,4-(methylenedioxy)-*trans*-styryl]thiophene-2-sulfonamide, N-(4-bromo-3-methyl-5-isoxazolyl)-2-[(4-methyl)phenethyl]thiophene-3-sulfonamide, N-(3,4-dimethyl-5-isoxazolyl)-2-(4-tolylacetylphenyl)thiophene-3-sulfonamide, N-(3,4-dimethyl-5-isoxazolyl)-2-[3,4-(methylenedioxy)phenylacetyl]thiophene-3-sulfonamide, N-(4-chloro-3-methyl-5-isoxazolyl)-2-[2-hydroxy-4-methylphenyl]aminocarbonyl]thiophene-3-sulfonamide and others, including those set forth in TABLE 1 that are not specifically exemplified herein.

-143-

For example, N-(4-bromo-3-methyl-5-isoxazolyl)-3-[2-methyl-4,5-(methylenedioxy)cinnamyl]thiophene-2-sulfonamide, N-(4-bromo-3-methyl-5-isoxazolyl)-3-[2-(hydroxymethyl)-4,5-(methylenedioxy)cinnamyl]thiophene-2-sulfonamide, N-(4-bromo-3-methyl-5-isoxazolyl)-3-{2-[(tetrahydro-4H-pyran-2-ylxoy)methyl]-4,5-(methylenedioxy)cinnamyl}thiophene-2-sulfonamide and N-(4-bromo-3-methyl-5-isoxazolyl)-3-(2,4-dimethylcinnamyl)thiophene-2-sulfonamide have been prepared in the same manner as N-(4-bromo-3-methyl-5-isoxazolyl)-3-[3,4-(methylenedioxy)-*trans*-styryl]thiophene-2-sulfonamide. N-(4-bromo-3-methyl-5-isoxazolyl)-3-[2-methyl-4,5-(methylenedioxy)phenethyl]thiophene-2-sulfonamide and N-(4-bromo-3-methyl-5-isoxazolyl)-2-(2,4,6-trimethylphenethyl)thiophene-3-sulfonamide have been prepared in the same manner as N-(4-bromo-3-methyl-5-isoxazolyl)-2-[(4-methyl)phenethyl]thiophene-3-sulfonamide (see, Example 24). N-(4-bromo-3-methyl-5-isoxazolyl)-3-{[2-propyl-4,5-(methylenedioxy)phenoxy]methyl}thiophene-2-sulfonamide has been prepared in the same manner as N-(4-bromo-3-methyl-5-isoxazolyl)-3-[(4-methylphenoxy)methyl]thiophene-2-sulfonamide and N-(4-bromo-3-methyl-5-isoxazolyl)-3-{[3,4-(methylenedioxy)phenoxy]methyl}thiophene-2-sulfonamide. N-(4-bromo-3-methyl-5-isoxazolyl)-2-[2-methyl-4,5-(methylenedioxy)phenethyl]thiophene-3-sulfonamide has been prepared in the same manner as N-(4-bromo-3-methyl-5-isoxazolyl)-2-[(3,4-methylenedioxy)phenethyl]thiophene-3-sulfonamide. Compounds, such as N-(4-bromo-3-methyl-5-isoxazolyl)-3-(2-tolyl)thiophene-2-sulfonamide, N-(4-bromo-3-methyl-5-isoxazolyl)-3-(3-tolyl)thiophene-2-sulfonamide, N-(4-bromo-3-methyl-5-isoxazolyl)-3-(2-tolyl)thiophene-2-sulfonamide, N-(4-bromo-3-methyl-5-isoxazolyl)-3-(3-methoxyphenyl)thiophene-2-sulfonamide, N-(4-bromo-3-methyl-5-isoxazolyl)-3-(3-methoxyphenyl)thiophene-2-sulfonamide, N-(4-bromo-3-methyl-5-isoxazolyl)-3-(2-methoxyphenyl)thiophene-2-sulfonamide, N-(4-bromo-3-methyl-5-isoxazolyl)-3-(4-ethylphenyl)thiophene-2-sulfonamide, N-(4-bromo-3-methyl-5-isoxazolyl)-3-(4-propylphenyl)thiophene-2-sulfonamide, N-(4-bromo-3-methyl-5-isoxazolyl)-3-(4-*iso*-propylphenyl)thiophene-2-sulfonamide, N-(4-bromo-3-methyl-5-isoxazolyl)-3-(4-butylphenyl)thiophene-2-sulfonamide, N-(4-bromo-3-methyl-5-isoxazolyl)-3-(2,4-dimethylphenyl)thiophene-2-sulfonamide, N-(4-bromo-3-methyl-5-isoxazolyl)-3-(4-*iso*-

-144-

butylphenyl)thiophene-2-sulfonamide, N-(4-bromo-3-methyl-5-isoxazolyl)-3-(4-*iso*-pentylphenyl)thiophene-2-sulfonamide, N-(4-bromo-3-methyl-5-isoxazolyl)-3-(2-methyl-4-propylphenyl)thiophene-2-sulfonamide, N-(4-bromo-3-methyl-5-isoxazolyl)-3-(4-*iso*-butyl-2-methylphenyl)thiophene-2-sulfonamide and N-(4-
5 bromo-3-methyl-5-isoxazolyl)-3-(4-*iso*-pentyl-2-methylphenyl)thiophene-2-sulfonamide have been prepared in the same manner as N-(4-bromo-3-methyl-5-isoxazolyl)-3-[(3,4-methylenedioxy)phenyl]thiophene-2-sulfonamide (see, Example 125 of International Patent Application Publication No. WO 96/31492).

N-(4-bromo-3-methyl-5-isoxazolyl)-2-[2-methyl-4,5-(methylene-
10 dioxy)phenethyl]thiophene-3-sulfonamide has been prepared in the same manner as N-(4-Bromo-3-methyl-5-isoxazolyl)-2-[3,4-(methylenedioxy)phenethyl]thiophene-3-sulfonamide (Example 22). N-(4-bromo-3-methyl-5-isoxazolyl)-2-[2-methyl-4,5-(methylenedioxy)cinnamyl]thiophene-3-sulfonamide has been prepared in the same manner as N-(4-bromo-3-methyl-5-isoxazolyl)-2-[(4-
15 methyl)(cinnamyl)] thiophene-3-sulfonamide (Example 23).

N-(4-bromo-3-methyl-5-isoxazolyl)-2-[[3,4-(methylenedioxy)-phenoxy)methyl]thiophene-3-sulfonamide, N-(4-bromo-3-methyl-5-isoxazolyl)-2-[(2,4,6-trimethylphenoxy)methyl]thiophene-3-sulfonamide, N-(4-bromo-3-methyl-5-isoxazolyl)-2-[[4,5-(methylenedioxy)-2-propylphenoxy)methyl]thiophene-3-sul-
20 fonamide have been prepared in the same manner as N-(4-bromo-3-methyl-5-isoxazolyl)-2-[(4-methylphenoxy)methyl]thiophene-3-sulfonamide (Example 25).

Any corresponding N-(4-halo-3-methyl-5-isoxazolyl), N-(4-halo-5-methyl-3-isoxazolyl), N-(3,4-dimethyl-5-isoxazolyl), N-(4-halo-5-methyl-3-isoxazolyl), N-(4-halo-3-methyl-5-isoxazolyl), N-(4,5-dimethyl-3-isoxazolyl) derivative of any of
25 these compounds or any compound disclosed herein may also be prepared and used as described herein. The pharmaceutically acceptable derivatives, including the salts, particularly sodium salts are intended for formulation as described herein.

-145-

EXAMPLE 37

Other compounds that can be prepared by the above methods or routine modifications thereof, include, but are not limited to:

- 5 N-(4-chloro-3-methyl-5-isoxazolyl)-2-(2,3,4-trimethoxy-6-methylphenylamino-carbonyl)thiophene-3-sulfonamide,
- N-(4-chloro-3-methyl-5-isoxazolyl)-2-(2,3,4-trimethoxy-6-acetylphenylaminocarbonyl)thiophene-3-sulfonamide,
- N-(4-chloro-3-methyl-5-isoxazolyl)-2-(2,3,4-trimethoxy-6-methoxycarbonylphenylaminocarbonyl)thiophene-3-sulfonamide,
- 10 N-(4-chloro-3-methyl-5-isoxazolyl)-2-(2,3,4-trimethoxy-6-carboxylphenylaminocarbonyl)thiophene-3-sulfonamide,
- N-(4-chloro-3-methyl-5-isoxazolyl)-2-(2,3,4-trimethoxy-6-methanesulfonylphenylaminocarbonyl)thiophene-3-sulfonamide,
- N-(4-chloro-3-methyl-5-isoxazolyl)-2-[2,3,4-trimethoxy-6-
- 15 (cyanomethyl)phenylaminocarbonyl]thiophene-3-sulfonamide,
- N-(4-chloro-3-methyl-5-isoxazolyl)-2-[2,3,4-trimethoxy-6-(2-hydroxyethyl)phenylaminocarbonyl]thiophene-3-sulfonamide,
- N-(4-chloro-3-methyl-5-isoxazolyl)-2-[3,4-(methylenedioxy)-2-methoxy-6-methylphenylaminocarbonyl]thiophene-3-sulfonamide,
- 20 N-(4-chloro-3-methyl-5-isoxazolyl)-2-[3,4-(methylenedioxy)-2-methoxy-6-acetylphenylaminocarbonyl]thiophene-3-sulfonamide,
- N-(4-chloro-3-methyl-5-isoxazolyl)-2-[3,4-(methylenedioxy)-2-methoxy-6-methoxycarbonylphenylaminocarbonyl]thiophene-3-sulfonamide,
- N-(4-chloro-3-methyl-5-isoxazolyl)-2-[3,4-(methylenedioxy)-2-methoxy-6-
- 25 carboxylphenylaminocarbonyl]thiophene-3-sulfonamide,
- N-(4-chloro-3-methyl-5-isoxazolyl)-2-[3,4-(methylenedioxy)-2-methoxy-6-methanesulfonylphenylaminocarbonyl]thiophene-3-sulfonamide,
- N-(4-chloro-3-methyl-5-isoxazolyl)-2-[3,4-(methylenedioxy)-2-methoxy-6-
- 30 cyanomethylphenylaminocarbonyl]thiophene-3-sulfonamide,

-146-

- N-(4-chloro-3-methyl-5-isoxazolyl)-2-[3,4-(methylenedioxy)-2-methoxy-6-(2-hydroxyethyl)phenylaminocarbonyl]thiophene-3-sulfonamide,
N-(4-chloro-3-methyl-5-isoxazolyl)-2-[3,4-(methylenedioxy)-2,6-dimethylphenylaminocarbonyl]thiophene-3-sulfonamide,
5 N-(4-chloro-3-methyl-5-isoxazolyl)-2-[3,4-(methylenedioxy)-6-acetyl-2-methylphenylaminocarbonyl]thiophene-3-sulfonamide,
N-(4-chloro-3-methyl-5-isoxazolyl)-2-[3,4-(methylenedioxy)-6-methoxycarbonyl-2-methylphenylaminocarbonyl]thiophene-3-sulfonamide,
N-(4-chloro-3-methyl-5-isoxazolyl)-2-[3,4-(methylenedioxy)-6-carboxyl-2-
10 methylphenylaminocarbonyl]thiophene-3-sulfonamide,
N-(4-chloro-3-methyl-5-isoxazolyl)-2-[3,4-(methylenedioxy)-6-methoxy-2-methylphenylaminocarbonyl]thiophene-3-sulfonamide,
N-(4-chloro-3-methyl-5-isoxazolyl)-2-[3,4-(methylenedioxy)-6-methanesulfonyl-2-methylphenylaminocarbonyl]thiophene-3-sulfonamide,
15 N-(4-chloro-3-methyl-5-isoxazolyl)-2-[3,4-(methylenedioxy)-6-cyano-2-methylphenylaminocarbonyl]thiophene-3-sulfonamide,
N-(4-chloro-3-methyl-5-isoxazolyl)-2-[3,4-(methylenedioxy)-6-(cyanomethyl)-2-methylphenylaminocarbonyl]thiophene-3-sulfonamide,
N-(4-chloro-3-methyl-5-isoxazolyl)-2-[3,4-(methylenedioxy)-6-(2-hydroxyethyl)-2-
20 methylphenylaminocarbonyl]thiophene-3-sulfonamide,
N-(4-chloro-3-methyl-5-isoxazolyl)-2-[3,4-(methylenedioxy)-2-cyano-6-methylphenylaminocarbonyl]thiophene-3-sulfonamide,
N-(4-chloro-3-methyl-5-isoxazolyl)-2-[3,4-(methylenedioxy)-6-methoxy-2-cyanophenylaminocarbonyl]thiophene-3-sulfonamide,
25 N-(4-chloro-3-methyl-5-isoxazolyl)-2-[3,4-(methylenedioxy)-2-acetyl-6-methylphenylaminocarbonyl]thiophene-3-sulfonamide,
N-(4-chloro-3-methyl-5-isoxazolyl)-2-[3,4-(methylenedioxy)-6-methoxy-2-acetylphenylaminocarbonyl]thiophene-3-sulfonamide,
N-(4-chloro-3-methyl-5-isoxazolyl)-2-(3-cyano-2,4,6-trimethyl-
30 phenylaminocarbonyl]thiophene-3-sulfonamide,
N-(4-chloro-3-methyl-5-isoxazolyl)-2-(3-carboxyl-2,4,6-trimethylphenylaminocarbonyl]thiophene-3-sulfonamide,

-147-

- N-(4-chloro-3-methyl-5-isoxazolyl)-2-(3-hydroxymethyl-2,4,6-trimethylphenylaminocarbonyl)thiophene-3-sulfonamide,
N-(4-chloro-3-methyl-5-isoxazolyl)-2-(3-methanesulfonyl-2,4,6-trimethylphenylaminocarbonyl)thiophene-3-sulfonamide,
5 N-(4-chloro-3-methyl-5-isoxazolyl)-2-(3-cyanomethyl-2,4,6-trimethylphenylaminocarbonyl)thiophene-3-sulfonamide,
N-(4-chloro-3-methyl-5-isoxazolyl)-2-[3-(2-hydroxyethyl)-2,4,6-trimethylphenylaminocarbonyl]thiophene-3-sulfonamide,
N-(4-chloro-3-methyl-5-isoxazolyl)-2-[3-(carboxymethyl)-2,4,6-
10 trimethylphenylaminocarbonyl]thiophene-3-sulfonamide,
N-(4-chloro-3-methyl-5-isoxazolyl)-2-(4-cyano-2,6-dimethylphenylaminocarbonyl)thiophene-3-sulfonamide,
N-(4-chloro-3-methyl-5-isoxazolyl)-2-(4-carboxyl-2,6-dimethylphenylaminocarbonyl)thiophene-3-sulfonamide,
15 N-(4-chloro-3-methyl-5-isoxazolyl)-2-[4-(hydroxymethyl)-2,6-dimethylphenylaminocarbonyl]thiophene-3-sulfonamide,
N-(4-chloro-3-methyl-5-isoxazolyl)-2-[4-(2-hydroxyethyl)-2,6-dimethylphenylaminocarbonyl]thiophene-3-sulfonamide,
N-(4-chloro-3-methyl-5-isoxazolyl)-2-[4-(cyanomethyl)-2,6-
20 dimethylphenylaminocarbonyl]thiophene-3-sulfonamide,
N-(4-chloro-3-methyl-5-isoxazolyl)-2-[4-(carboxymethyl)-2,6-dimethylphenylaminocarbonyl]thiophene-3-sulfonamide,
N-(4-chloro-3-methyl-5-isoxazolyl)-2-(4-methanesulfonyl-2,6-dimethylphenylaminocarbonyl)thiophene-3-sulfonamide,
25 N-(4-chloro-3-methyl-5-isoxazolyl)-2-(2,3,4-trimethoxy-6-methylphenylacetyl)thiophene-3-sulfonamide,
N-(4-chloro-3-methyl-5-isoxazolyl)-2-(2,3,4-trimethoxy-6-acetylphenylacetyl)thiophene-3-sulfonamide,
N-(4-chloro-3-methyl-5-isoxazolyl)-2-(2,3,4-trimethoxy-6-
30 methoxycarbonylphenylacetyl)thiophene-3-sulfonamide,
N-(4-chloro-3-methyl-5-isoxazolyl)-2-(2,3,4-trimethoxy-6-carboxylphenylacetyl)thiophene-3-sulfonamide,

-148-

- N-(4-chloro-3-methyl-5-isoxazolyl)-2-(2,3,4-trimethoxy-6-methanesulfonylphenylacetyl)thiophene-3-sulfonamide,
 N-(4-chloro-3-methyl-5-isoxazolyl)-2-[2,3,4-trimethoxy-6-(cyanomethyl)phenylacetyl]thiophene-3-sulfonamide,
5 N-(4-chloro-3-methyl-5-isoxazolyl)-2-[2,3,4-trimethoxy-6-(2-hydroxyethyl)phenylacetyl]thiophene-3-sulfonamide,
 N-(4-chloro-3-methyl-5-isoxazolyl)-2-[3,4-(methylenedioxy)-2-methoxy-6-methylphenylacetyl]thiophene-3-sulfonamide,
 N-(4-chloro-3-methyl-5-isoxazolyl)-2-[3,4-(methylenedioxy)-2-methoxy-6-
10 acetylphenylacetyl]thiophene-3-sulfonamide,
 N-(4-chloro-3-methyl-5-isoxazolyl)-2-[3,4-(methylenedioxy)-2-methoxy-6-methoxycarbonylphenylacetyl]thiophene-3-sulfonamide,
 N-(4-chloro-3-methyl-5-isoxazolyl)-2-[3,4-(methylenedioxy)-2-methoxy-6-carboxylphenylacetyl]thiophene-3-sulfonamide,
15 N-(4-chloro-3-methyl-5-isoxazolyl)-2-[3,4-(methylenedioxy-2-methoxy-6-methanesulfonyl)phenylacetyl]thiophene-3-sulfonamide,
 N-(4-chloro-3-methyl-5-isoxazolyl)-2-[3,4-(methylenedioxy)-2-methoxy-6-(cyano)phenylacetyl]thiophene-3-sulfonamide,
 N-(4-chloro-3-methyl-5-isoxazolyl)-2-[3,4-(methylenedioxy)-2-methoxy-6-
20 (cyanomethylphenylacetyl]thiophene-3-sulfonamide,
 N-(4-chloro-3-methyl-5-isoxazolyl)-2-[3,4-(methylenedioxy)-2-methoxy-6-(2-hydroxyethyl)phenylacetyl]thiophene-3-sulfonamide,
 N-(4-chloro-3-methyl-5-isoxazolyl)-2-[3,4-(methylenedioxy)-2,6-dimethylphenylacetyl]thiophene-3-sulfonamide,
25 N-(4-chloro-3-methyl-5-isoxazolyl)-2-[3,4-(methylenedioxy)-6-acetyl-2-methylphenylacetyl]thiophene-3-sulfonamide,
 N-(4-chloro-3-methyl-5-isoxazolyl)-2-[3,4-(methylenedioxy)-6-methoxycarbonyl-2-methylphenylacetyl]thiophene-3-sulfonamide,
 N-(4-chloro-3-methyl-5-isoxazolyl)-2-[3,4-(methylenedioxy)-6-carboxyl-2-
30 methylphenylacetyl]thiophene-3-sulfonamide,
 N-(4-chloro-3-methyl-5-isoxazolyl)-2-[3,4-(methylenedioxy)-6-methoxy-2-methylphenylacetyl]thiophene-3-sulfonamide,

-149-

- N-(4-chloro-3-methyl-5-isoxazolyl)-2-[3,4-(methylenedioxy)-6-methanesulfonyl-2-methylphenylacetyl]thiophene-3-sulfonamide,
 N-(4-chloro-3-methyl-5-isoxazolyl)-2-[3,4-(methylenedioxy)-6-cyano-2-methylphenylacetyl]thiophene-3-sulfonamide,
 5 N-(4-chloro-3-methyl-5-isoxazolyl)-2-[3,4-(methylenedioxy)-6-(cyanomethyl)-2-methylphenylacetyl]thiophene-3-sulfonamide,
 N-(4-chloro-3-methyl-5-isoxazolyl)-2-[3,4-(methylenedioxy)-6-(2-hydroxyethyl)-2-methylphenylacetyl]thiophene-3-sulfonamide,
 N-(4-chloro-3-methyl-5-isoxazolyl)-2-[3,4-(methylenedioxy)-2-cyano-6-
 10 methylphenylacetyl]thiophene-3-sulfonamide,
 N-(4-chloro-3-methyl-5-isoxazolyl)-2-[3,4-(methylenedioxy)-6-methoxy-2-cyanophenylacetyl]thiophene-3-sulfonamide,
 N-(4-chloro-3-methyl-5-isoxazolyl)-2-[3,4-(methylenedioxy)-2-acetyl-6-methylphenylacetyl]thiophene-3-sulfonamide,
 15 N-(4-chloro-3-methyl-5-isoxazolyl)-2-[3,4-(methylenedioxy)-6-methoxy-2-acetylphenylacetyl]thiophene-3-sulfonamide,
 N-(4-chloro-3-methyl-5-isoxazolyl)-2-(3-cyano-2,4,6-trimethylphenylacetyl)thiophene-3-sulfonamide,
 N-(4-chloro-3-methyl-5-isoxazolyl)-2-(3-carboxyl-2,4,6-trimethylphenylacetyl)thio-
 20 phene-3-sulfonamide,
 N-(4-chloro-3-methyl-5-isoxazolyl)-2-(3-hydroxymethyl-2,4,6-trimethylphenylacetyl)thiophene-3-sulfonamide,
 N-(4-chloro-3-methyl-5-isoxazolyl)-2-(3-methanesulfonyl-2,4,6-trimethylphenylacetyl)thiophene-3-sulfonamide,
 25 N-(4-chloro-3-methyl-5-isoxazolyl)-2-[3-(cyanomethyl)-2,4,6-trimethylphenylacetyl]thiophene-3-sulfonamide,
 N-(4-chloro-3-methyl-5-isoxazolyl)-2-[3-(2-hydroxyethyl)-2,4,6-trimethylphenylacetyl]thiophene-3-sulfonamide,
 N-(4-chloro-3-methyl-5-isoxazolyl)-2-[3-(carboxymethyl)-2,4,6-
 30 trimethylphenylacetyl]thiophene-3-sulfonamide,
 N-(4-chloro-3-methyl-5-isoxazolyl)-2-(4-cyano-2,6-dimethylphenylacetyl)thiophene-3-sulfonamide,

-150-

N-(4-chloro-3-methyl-5-isoxazolyl)-2-(4-carboxyl-2,6-dimethylphenylacetyl)thiophene-3-sulfonamide,

N-(4-chloro-3-methyl-5-isoxazolyl)-2-(4-hydroxymethyl-2,6-dimethylphenylacetyl)thiophene-3-sulfonamide,

5 N-(4-chloro-3-methyl-5-isoxazolyl)-2-[4-(2-hydroxyethyl)-2,6-(dimethyl)phenylacetyl]thiophene-3-sulfonamide,

N-(4-chloro-3-methyl-5-isoxazolyl)-2-[4-cyanomethyl-2,6-(dimethyl)phenylacetyl]thiophene-3-sulfonamide,

10 N-(4-chloro-3-methyl-5-isoxazolyl)-2-[4-(carboxylmethyl)-2,6-dimethylphenylacetyl]thiophene-3-sulfonamide, and

N-(4-chloro-3-methyl-5-isoxazolyl)-2-(4-methanesulfonyl-2,6-dimethylphenylacetyl)thiophene-3-sulfonamide. The pharmaceutically

acceptable derivatives, including the salts, particularly sodium salts are intended for formulation as described herein.

15

EXAMPLE 38

Other compounds, having activity generally at IC_{50} concentrations of 10 μ M or substantially less for ET_A or ET_B receptors, in which Ar^2 contains a heterocyclic ring, such as thienyl-, furyl- and pyrrole-sulfonamides of interest herein, can be or have been prepared (see, e.g., TABLE 1) by methods

20 analogous to those set forth in the above Examples. Such compounds include,

but are not limited to the following compounds: N-(4-bromo-3-methyl-5-isoxazolyl)-2-carboxyl-1-methylindole-3-sulfonamide, N-(4-chloro-3-methyl-5-isoxazolyl)-2-[(4-oxacyclohexyl)oxycarbonyl]thiophene-3-sulfonamide, 2-[3,4-(methylenedioxy)phenylacetyl]thiophene-3-sulfonamide, N-(4-chloro-3-methyl-5-isoxa-

25 zolyl)-{2-[3,4-(methylenedioxy)phenyl]acetyl}thiophene-3-sulfonamide oxime, N-

(4-chloro-3-methyl-5-isoxazolyl)-2-phenylbenzo[b]thiophene sulfonamide, N-(4-chloro-3-methyl-5-isoxazolyl)-2-[(4-tolyl)aminocarbonyl]-1-methylindole-3-sulfonamide, N-(4-chloro-3-methyl-5-isoxazolyl)-2-[(4-methoxyphenoxy)carbonyl]thiophene-3-sulfonamide, N-(4-bromo-3-methyl-5-isoxazolyl)-1-[3,4-(methylenedioxy)benzyl]indole-2-sulfonamide,

30 N-(4-bromo-3-methyl-5-isoxazolyl)-2-[(4-methylphenoxy)carbonyl]thiophene-3-sulfonamide, N-(4-chloro-3-methyl-5-

isoxazolyl)-2-[(4-methoxyphenyl)acetyl]thiophene-3-sulfonamide, N-(4-chloro-3-

-151-

- methyl-5-isoxazolyl)-6-methoxy-2-[3,4-(methylenedioxy)benzyl]benzo[b]thiophene-3-sulfonamide, N-(4-bromo-3-methyl-5-isoxazolyl)-3-[(4-methylphenoxy)-methyl]thiophene-2-sulfonamide, N-(4-bromo-3-methyl-5-isoxazolyl)-2-[(4-methylphenoxy)methyl]thiophene-3-sulfonamide, N-(4-bromo-3-methyl-5-isoxazolyl)-3-(4-methyl-*trans*-styryl)thiophene-2-sulfonamide, N-(4-bromo-3-methyl-5-isoxazolyl)-3-(4-methylphenethyl)thiophene-2-sulfonamide, N-(4-bromo-3-methyl-5-isoxazolyl)-2-[(4-methylphenyl)acetyl]thiophene-3-sulfonamide, N-(4-chloro-3-methyl-5-isoxazolyl)-2-[(3-methoxyphenyl)acetyl]thiophene-3-sulfonamide, N-(4-chloro-3-methyl-5-isoxazolyl)-2-{1-hydroxy-1-[3,4-(methylenedioxy)-benzyl]ethyl}thiophene-3-sulfonamide, N-4-(bromo-3-methyl-5-isoxazolyl)-3-(4-methylphenethyl)(4-tolyl)thiophene-2-sulfonamide, N-(4-bromo-3-methyl-5-isoxazolyl)-3-(4-methylbenzyl)-5-(4-tolyl)thiophene-2-sulfonamide, N-(4-bromo-3-methyl-5-isoxazolyl)-3-(4-methyl-*trans*-styryl)-5-(4-tolyl)thiophene-2-sulfonamide, N-(4-chloro-3-methyl-5-isoxazolyl)-2- $[\beta,\beta$ -(ethylenedioxy)3,4-(methylenedioxy)-phenethyl]thiophene-3-sulfonamide, N-(4-chloro-3-methyl-5-isoxazolyl)-2- $[\beta$ -(dimethylamino)-3,4-(methylenedioxy)phenethyl]thiophene-3-sulfonamide, N-(4-chloro-3-methyl-5-isoxazolyl)-2- $\{\alpha$ -hydroxy-[3,4-(methylenedioxy)phenyl]acetyl}thiophene-3-sulfonamide; N-(4-chloro-5-methyl-3-isoxazolyl)-2-[3,4-(methylenedioxy)benzyl]benzo[b]thiophene-3-sulfonamide; N-(4-bromo-3-methyl-5-isoxazolyl)-3-styrylthiophene-2-sulfonamide; N-(4-bromo-3-methyl-5-isoxazolyl)-2-styrylthiophene-3-sulfonamide; N-(4-bromo-3-methyl-5-isoxazolyl)-2-(benzoylamino)thiophene-3-sulfonamide; N-(4-bromo-3-methyl-5-isoxazolyl)-2-[(phenyl)methylaminocarbonyl]thiophene-3-sulfonamide; N-(4-bromo-3-methyl-5-isoxazolyl)-5-(phenylthio)furan-2-sulfonamide; N-(4-bromo-3-methyl-5-isoxazolyl)-5-(hydroxymethyl)furan-2-sulfonamide; N-(4-bromo-3-methyl-5-isoxazolyl)-5-(carbomethoxy)furan-2-sulfonamide; N-(4-bromo-3-methyl-5-isoxazolyl)-2,5-dimethylfuran-3-sulfonamide; N-(4-bromo-3-methyl-5-isoxazolyl)-2-(diisopropylaminocarbonyl)thiophene-3-sulfonamide; N-(4-bromo-3-methyl-5-isoxazolyl)-2-(diethylaminocarbonyl)thiophene-3-sulfonamide; N-(4-bromo-3-methyl-5-isoxazolyl)-5-styrylfuran-2-sulfonamide; N-(4-bromo-3-methyl-5-isoxazolyl)-5-styrylthiophene-2-sulfonamide; N-(4-chloro-3-methyl-5-isoxazolyl)-2-[3,4-(methylenedioxy)benzyl]-5-(dimethylamino)benzo[b]thiophene-3-sulfona-

-152-

mide; N-(4-chloro-3-methyl-5-isoxazolyl)-2-[3,4-(methylenedioxy)benzyl]-7-
 methoxybenzo[b]thiophene-3-sulfonamide; N-(4-chloro-3-methyl-5-isoxazolyl)-2-
 [3,4-(methylenedioxy)benzyl]-7-phenoxybenzo[b]thiophene-3-sulfonamide; N-(4-
 chloro-3-methyl-5-isoxazolyl)-2-[3,4-(methylenedioxy)benzyl]-5-methoxy-
5 benzo[b]thiophene-3-sulfonamide; N-(4-chloro-3-methyl-5-isoxazolyl)-2-[3,4-
 (methylenedioxy)benzyl]-5-isobutylaminobenzo[b]thiophene-3-sulfonamide; N-(4-
 chloro-3-methyl-5-isoxazolyl)-2-[3,4-(methylenedioxy)benzyl]-5-benzyl-
 aminobenzo[b]thiophene-3-sulfonamide; N-(4-chloro-3-methyl-5-isoxazolyl)-2-
 [3,4-(methylenedioxy)phenoxy]benzo[b]thiophene-3-sulfonamide; N-(4-chloro-3-
10 methyl-5-isoxazolyl)-2-[3,4-(methylenedioxy)phenoxy]-5-dimethylamino-
 benzo[b]thiophene-3-sulfonamide; N-(4-chloro-3-methyl-5-isoxazolyl)-2-[(3,4-
 methylenedioxy)phenyl]acetyl-5-dimethylaminobenzo[b]thiophene-3-sulfona-
 mide; N-(4-chloro-3-methyl-5-isoxazolyl)-2-[3,4-(methylenedioxy)benzylcar-
 bonyl]-N-methylindole-3-sulfonamide; N-(4-chloro-3-methyl-5-isoxazolyl)-2-[3,4-
15 (methylenedioxy)phenoxy]indole-3-sulfonamide; N-(4-chloro-3-methyl-5-
 isoxazolyl)-2-[3,4-(methylenedioxy)phenoxy]indole-3-sulfona-
 mide; N-(4-chloro-3-methyl-5-isoxazolyl)-2-[3,4-(methylenedioxy)phenoxy]car-
 bonyl]indole-3-sulfonamide; N-(4-chloro-3-methyl-5-isoxazolyl)-2-[3,4-
 (methylenedioxy)benzyl]-N-methylindole-3-sulfonamide; N-(4-chloro-3-methyl-5-
20 isoxazolyl)-2-[3,4-(methylenedioxy)benzyl]indole-3-sulfonamide; N-(4-chloro-3-
 methyl-5-isoxazolyl)-2-[3,4-(methylenedioxy)benzyloxycarbonyl]-7-(N,N-di-
 methylamino)benzo[b]thiophene-3-sulfonamide; N-(4-chloro-3-methyl-5-isoxa-
 azolyl)-2-[3,4-(methylenedioxy)benzyl]-7-(N,N-dimethylamino)benzo[b]thiophene-
 3-sulfonamide; N-(4-chloro-3-methyl-5-isoxazolyl)-2-[3,4-(methylenedioxy)ben-
25 zoyl]-7-(N,N-dimethylamino)benzo[b]thiophene-3-sulfonamide; N-(4-chloro-3-
 methyl-5-isoxazolyl)-7-(N,N-dimethylamino)benzo[b]thiophene-3-sulfonamide; N-
 (4-chloro-3-methyl-5-isoxazolyl)-7-(methoxycarbonyl)benzo[b]thiophene-3-sulfon-
 amide; N-(4-chloro-3-methyl-5-isoxazolyl)-2-[3,4-(methylenedioxy)benzyl]-7-
 (methoxy)benzo[b]thiophene-3-sulfonamide; N-(4-chloro-3-methyl-5-isoxazolyl)-
30 7-(methoxy)benzo[b]thiophene-3-sulfonamide; N-(4-bromo-3-methyl-5-isoxa-
 azolyl)-2-(4-methylphenethyl)thiophene-3-sulfonamide; N-(4-bromo-3-methyl-5-
 isoxazolyl)-2-(*trans*-4-methylcinnamyl)thiophene-3-sulfonamide; N-(4-bromo-3-

-153-

methyl-5-isoxazolyl)-3-(4-methylphenethyl)thiophene-2-sulfonamide; N-(4-bromo-3-methyl-5-isoxazolyl)-3-(3-methylphenethyl)thiophene-2-sulfonamide; N-(4-bromo-3-methyl-5-isoxazolyl)-3-(2-methylphenethyl)thiophene-2-sulfonamide; N-(4-bromo-3-methyl-5-isoxazolyl)-3-(*trans*-4-methylcinnamyl)thiophene-2-sulfonamide; N-(4-bromo-3-methyl-5-isoxazolyl)-3-(*trans*-3-methylcinnamyl)thiophene-2-sulfonamide; N-(4-bromo-3-methyl-5-isoxazolyl)-3-(*trans*-2-methylcinnamyl)thiophene-2-sulfonamide; N-(4-bromo-3-methyl-5-isoxazolyl)-3-[(4-methylphenoxy)methyl]thiophene-2-sulfonamide; N-(4-bromo-3-methyl-5-isoxazolyl)-3-[3,4-(methylenedioxy)phenethyl]thiophene-2-sulfonamide; N-(4-chloro-3-methyl-5-isoxazolyl)-2-[(3,4-(dimethoxy)phenyl)acetyl]thiophene-3-sulfonamide; N-(4-chloro-3-methyl-5-isoxazolyl)-2-[(3,5-dimethoxyphenyl)acetyl]thiophene-3-sulfonamide; N-(4-chloro-3-methyl-5-isoxazolyl)-2-[(3,4,5-trimethoxyphenyl)acetyl]thiophene-3-sulfonamide; N-(4-chloro-3-methyl-5-isoxazolyl)-2-[3,4-(methylenedioxy)benzylsulfonyl]thiophene-3-sulfonamide; N-(4-chloro-3-methyl-5-isoxazolyl)-2-[3,4-(methylenedioxy)benzylsulfinyl]thiophene-3-sulfonamide; N-(4-chloro-3-methyl-5-isoxazolyl)-2-[3,4-(methylenedioxy)benzylsulfenyl]thiophene-3-sulfonamide; N-(4-chloro-3-methyl-5-isoxazolyl)-2-[1-(dimethylamino)-2-[3,4-(methylenedioxy)phenyl]ethyl]thiophene-3-sulfonamide; N-(4-chloro-3-methyl-5-isoxazolyl)-2-[1-methylamino)-2-[3,4-(methylenedioxy)phenyl]ethyl]thiophene-3-sulfonamide; N-(4-chloro-3-methyl-5-isoxazolyl)-2-[1-(methoxyimino)-2-[3,4-(methylenedioxy)phenyl]ethyl]thiophene-3-sulfonamide; N-(4-chloro-3-methyl-5-isoxazolyl)-2-[1-(carboxyl)-2-[3,4-(methylenedioxy)phenyl]ethyl]thiophene-3-sulfonamide; N-(4-chloro-3-methyl-5-isoxazolyl)-2-[2-(carboxyl)-1-[3,4-(methylenedioxy)benzyl]vinyl]thiophene-3-sulfonamide; N-(4-chloro-3-methyl-5-isoxazolyl)-2-[3-[3,4-(methylenedioxy)phenyl]-1,2,4-oxadiazol-5-yl]thiophene-3-sulfonamide; and N-(4-chloro-3-methyl-5-isoxazolyl)-2-[3-[3,4-(methylenedioxy)benzyl]-1,2,4-oxadiazol-5-yl]thiophene-3-sulfonamide.

-154-

Additional compounds include, but are not limited to: N-(4-chloro-3-methyl-5-isoxazolyl)-2-{{2-(methanesulfonyl)-4,5-(methylenedioxy)phenyl}aminocarbonyl}thiophene-3-sulfonamide; N-(4-chloro-3-methyl-5-isoxazolyl)-2-{{3,4-(methylenedioxy)-6-carboxylphenyl}aminocarbonyl}thiophene-3-sulfonamide; N-

5 (4-chloro-3-methyl-5-isoxazolyl)-2-{{4,5-(methylenedioxy)-2-(methoxycarbonyl)phenyl}aminocarbonyl}thiophene-3-sulfonamide; N-(4-chloro-3-methyl-5-isoxazolyl)-2-{{2-cyano-4,5-(methylenedioxy)phenyl}aminocarbonyl}thiophene-3-sulfonamide; N-(4-chloro-3-methyl-5-isoxazolyl)-2-{{4,5-(methylenedioxy)-2-hydroxymethyl}phenyl}aminocarbonyl}thiophene-3-sulfonamide; N-(4-chloro-3-

10 methyl-5-isoxazolyl)-2-{{2-acetyl-4-methylphenyl}aminocarbonyl}thiophene-3-sulfonamide; N-(4-chloro-3-methyl-5-isoxazolyl)-2-{{2-(methanesulfonyl)-4-methylphenyl}aminocarbonyl}thiophene-3-sulfonamide; N-(4-chloro-3-methyl-5-isoxazolyl)-2-{{2-carboxyl-4-methylphenyl}aminocarbonyl}thiophene-3-sulfonamide; N-(4-chloro-3-methyl-5-isoxazolyl)-2-{{2-methoxycarbonyl-4-methyl-

15 phenyl}aminocarbonyl}thiophene-3-sulfonamide; N-(4-chloro-3-methyl-5-isoxazolyl)-2-{{2-cyano-4-methylphenyl}aminocarbonyl}thiophene-3-sulfonamide; N-(4-chloro-3-methyl-5-isoxazolyl)-2-{{2-(hydroxymethyl)-4-methylphenyl}aminocarbonyl}thiophene-3-sulfonamide; N-(4-chloro-3-methyl-5-isoxazolyl)-2-{{3,4-dimethoxy-6-acetylphenyl}aminocarbonyl}thiophene-3-sulfonamide; N-(4-chloro-

20 3-methyl-5-isoxazolyl)-2-{{2-(methanesulfonyl)-4,5-dimethoxyphenyl}aminocarbonyl}thiophene-3-sulfonamide; N-(4-chloro-3-methyl-5-isoxazolyl)-2-{{4,5-dimethoxy-2-carboxylphenyl}aminocarbonyl}thiophene-3-sulfonamide; N-(4-chloro-3-methyl-5-isoxazolyl)-2-{{4,5-dimethoxy-2-methoxycarboxyl}phenyl}aminocarbonyl}thiophene-3-sulfonamide; N-(4-chloro-3-methyl-5-isoxazolyl)-2-{{2-

25 cyano(4,5-dimethoxyphenyl)aminocarbonyl}thiophene-3-sulfonamide; N-(4-chloro-3-methyl-5-isoxazolyl)-2-{{4,5-dimethoxy-2-hydroxymethyl}phenyl}aminocarbonyl}thiophene-3-sulfonamide; N-(4-chloro-3-methyl-5-isoxazolyl)-2-{{2-acetyl-4,5-(methylenedioxy)phenyl}acetyl}thiophene-3-sulfonamide; N-(4-chloro-3-methyl-5-isoxazolyl)-2-{{2-(methanesulfonyl)-4,5-(methylenedioxy)phenyl}-

30 acetyl}thiophene-3-sulfonamide; N-(4-chloro-3-methyl-5-isoxazolyl)-2-{{carboxyl 4,5-(methylenedioxy)-2-phenylacetyl}thiophene-3-sulfonamide; N-(4-chloro-3-methyl-5-isoxazolyl)-2-{{4,5-(methylenedioxy)-2-methoxycarbonylphenyl}-

-155-

acetylthiophene-3-sulfonamide; N-(4-chloro-3-methyl-5-isoxazolyl)-2-{2-cyano[4,5-(methylenedioxy)-phenyl]acetyl}thiophene-3-sulfonamide; N-(4-chloro-3-methyl-5-isoxazolyl)-2-{2-hydroxymethyl[4,5-(methylenedioxy)-phenyl]acetyl}thiophene-3-sulfonamide; N-(4-chloro-3-methyl-5-isoxazolyl)-2-[(2,4-dimethoxy)phenyl]aminocarbonyl]thiophene-3-sulfonamide; N-(4-chloro-3-methyl-5-isoxazolyl)-2-[(4-methoxy-2-methylphenyl)aminocarbonyl]thiophene-3-sulfonamide; N-(4-chloro-3-methyl-5-isoxazolyl)-2-[(2,3-dimethylphenyl)aminocarbonyl]thiophene-3-sulfonamide; N-(4-chloro-3-methyl-5-isoxazolyl)-2-[(2,4-dimethylphenyl)aminocarbonyl]thiophene-3-sulfonamide; N-(4-chloro-3-methyl-5-isoxazolyl)-2-[(2,5-dimethylphenyl)aminocarbonyl]thiophene-3-sulfonamide; N-(4-chloro-3-methyl-5-isoxazolyl)-2-[(2,6-dimethylphenyl)aminocarbonyl]thiophene-3-sulfonamide; N-(4-chloro-3-methyl-5-isoxazolyl)-2-[(3,4-dimethylphenyl)aminocarbonyl]thiophene-3-sulfonamide; N-(4-chloro-3-methyl-5-isoxazolyl)-2-[(2,5-dimethylphenyl)aminocarbonyl]thiophene-3-sulfonamide; N-(4-chloro-3-methyl-5-isoxazolyl)-2-(3,5-dimethyl)phenylaminocarbonyl]thiophene-3-sulfonamide; N-(4-chloro-3-methyl-5-isoxazolyl)-2-[(2-methoxy-6-methylphenyl)aminocarbonyl]thiophene-3-sulfonamide; N-(4-chloro-3-methyl-5-isoxazolyl)-2-[(2,4,6-trimethylphenyl)aminocarbonyl]-thiophene-3-sulfonamide; N-(4-chloro-3-methyl-5-isoxazolyl)-2-[(4-methoxy-2-methylphenyl)aminocarbonyl]-thiophene-3-sulfonamide; N-(4-chloro-3-methyl-5-isoxazolyl)-2-[2-ethyl(4-methoxy-)phenyl]aminocarbonyl]thiophene-3-sulfonamide; N-(4-chloro-3-methyl-5-isoxazolyl)-2-[(2-isopropyl-4-methoxy-phenyl)aminocarbonyl]thiophene-3-sulfonamide; N-(4-chloro-3-methyl-5-isoxazolyl)-2-[(2-propyl-4-methoxy-phenyl)aminocarbonyl]-thiophene-3-sulfonamide; N-(4-chloro-3-methyl-5-isoxazolyl)-2-[(4-methoxy-2-biphenylaminocarbonyl]-thiophene-3-sulfonamide; N-(4-chloro-3-methyl-5-isoxazolyl)-2-[[3,4-(methylenedioxy)-6-methylphenyl]acetyl]-thiophene-3-sulfonamide; N-(4-chloro-3-methyl-5-isoxazolyl)-2-[[3,4-(methylenedioxy)-6-ethylphenyl]acetyl]thiophene-3-sulfonamide; N-(4-chloro-3-methyl-5-isoxazolyl)-2-[[3,4-(methylenedioxy)-6-methoxyphenyl]acetyl]thiophene-3-sulfonamide.

30 The pharmaceutically acceptable derivatives, including the salts, particularly sodium salts are intended for formulation as described herein.

-156-

EXAMPLE 39**N-(2-Acetyl-4,6-dimethylphenyl)-3-(((4-chloro-3-methyl-5-isoxazolyl)amino)sulfonyl)-2-thiophenecarboxamide****A. 2'-Amino-3',5'-dimethylacetophenone**

- 5 To a solution of BCl_3 in dichloromethane (1.0 M, 25 mL) at 0 °C was slowly added 2,4-dimethylaniline (3.03 g, 25 mmol) in 1,2-dichloroethane (25 mL). Acetonitrile (25 mL) was then added dropwise at 0 °C. The mixture was then heated with a bath temperature of 100 °C for 2 days with a slow and steady flow of nitrogen to remove the low boiling dichloromethane. The
- 10 reaction was cooled to 0 °C and quenched with 2 N HCl (~ 25 mL) and the mixture was heated at 80 °C until a homogenous solution formed (~ 20 min). This was allowed to cool to room temperature and the two layers were separated. The aqueous layer was basified with sodium bicarbonate until no more gas evolution was seen and much precipitate formed. The mixture was
- 15 then extracted with chloroform (~ 30 mL) and the organic layers were combined and concentrated. The residue was dissolved in ethyl acetate (50 mL) and washed with 1 N NaOH (40 mL). The organic layer was then dried (MgSO_4), the solids were filtered, and the filtrate was concentrated. The oily residue was dissolved in ethyl ether (~ 5 mL) and let stand at room temperature for 24 h.
- 20 The resulting yellow precipitate was filtered to give 2'-amino-3',5'-dimethylacetophenone (1.3 g, 30%).

B. N-(2-Acetyl-4,6-dimethylphenyl)-3-(((4-chloro-3-methyl-5-isoxazolyl)amino)sulfonyl)-2-thiophenecarboxamide

- 25 To a solution of 2'-amino-3',5'-dimethylacetophenone (1.9 g, 11.66 mmol) in dichloromethane (20 mL) at room temperature was added N-(4-chloro-3-methyl-5-isoxazolyl)-N-methoxymethyl-3-sulfamoyl-2-thiophenecarbonyl chloride (Example 51) (1 g, 2.86 mmol). The mixture was stirred for 10 h during which much yellow precipitate formed. The reaction was then concentrated and the residue was diluted with ethyl acetate (50 mL) and
- 30 washed with 1 N HCl (50 mL). The organic layer was concentrated and the residue was dissolved in methanol (30 mL) followed by the addition of concentrated HCl (15 mL). The mixture was then heated under reflux for 2 h

-157-

before it was cooled to room temperature, diluted with ethyl acetate (200 mL) and washed with water (2 x 200 mL). The organic layer was separated, dried (MgSO₄), the solids filtered and the filtrate concentrated. The residue was then purified by reverse phase HPLC to give N-(2-acetyl-4,6-dimethylphenyl)-3-(((4-chloro-3-methyl-5-isoxazolyl)amino)sulfonyl)-2-thiophenecarboxamide (580 mg, 43%).

EXAMPLE 40**3-(((4-Chloro-3-methyl-5-isoxazolyl)amino)sulfonyl)-N-(2,4-dimethyl-6-propionylphenyl)-2-thiophenecarboxamide****10 A. 2'-Amino-3',5'-dimethylpropiophenone**

2'-Amino-3',5'-dimethylpropiophenone was synthesized in the same fashion as for 2'-amino-3',5'-dimethylacetophenone (Example 39) except that propionitrile was used instead of acetonitrile.

15 B. 3-(((4-Chloro-3-methyl-5-isoxazolyl)amino)sulfonyl)-N-(2,4-dimethyl-6-propionylphenyl)-2-thiophenecarboxamide

3-(((4-Chloro-3-methyl-5-isoxazolyl)amino)sulfonyl)-N-(2,4-dimethyl-6-propionylphenyl)-2-thiophenecarboxamide was synthesized in the same fashion as for N-(2-acetyl-4,6-dimethylphenyl)-3-(((4-chloro-3-methyl-5-isoxazolyl)amino)sulfonyl)-2-thiophenecarboxamide (Example 39) except that 2'-amino-3',5'-dimethylpropiophenone was used instead of 2-amino-3',5'-dimethylacetophenone.

EXAMPLE 41**3-(((4-Chloro-3-methyl-5-isoxazolyl)amino)sulfonyl)-N-(2-isobutyryl-4,6-dimethylphenyl)-2-thiophenecarboxamide****25 A. 2'-Amino-3',5'-dimethyl-2-methylpropiophenone**

2'-Amino-3',5'-dimethyl-2-methylpropiophenone was synthesized in the same fashion as for 2'-amino-3',5'-dimethylacetophenone (Example 39) except that isobutyronitrile was used instead of acetonitrile.

30 B. 3-(((4-Chloro-3-methyl-5-isoxazolyl)amino)sulfonyl)-N-(2-isobutyryl-4,6-dimethylphenyl)-2-thiophenecarboxamide

3-(((4-Chloro-3-methyl-5-isoxazolyl)amino)sulfonyl)-N-(2-isobutyryl-4,6-dimethylphenyl)-2-thiophenecarboxamide was synthesized in the same fashion as for N-(2-acetyl-4,6-dimethylphenyl)-3-(((4-chloro-3-methyl-5-

-158-

isoxazolyl)amino)sulfonyl)-2-thiophenecarboxamide (Example 39) except that 2'-amino-3',5'-dimethyl-2-methylpropiofenone was used instead of 2'-amino-3',5'-dimethylacetophenone.

EXAMPLE 42

5 **3-(((4-Chloro-3-methyl-5-isoxazolyl)amino)sulfonyl)-N-(2-(cyclohexylcarbonyl)-4,6-dimethylphenyl)-2-thiophenecarboxamide**

A. Cyclohexyl 2-amino-3,5-dimethylphenyl ketone

Cyclohexyl 2-amino-3,5-dimethylacetophenone was synthesized in the same fashion as for 2'-amino-3',5'-dimethylacetophenone (Example 39) except
10 that cyclohexyl cyanide was used instead of acetonitrile.

B. 3-(((4-Chloro-3-methyl-5-isoxazolyl)amino)sulfonyl)-N-(2-(cyclohexylcarbonyl)-4,6-dimethylphenyl)-2-thiophenecarboxamide

3-(((4-Chloro-3-methyl-5-isoxazolyl)amino)sulfonyl)-N-(2-(cyclohexylcarbonyl)-4,6-dimethylphenyl)-2-thiophenecarboxamide was
15 synthesized in the same fashion as for N-(2-acetyl-4,6-dimethylphenyl)-3-(((4-chloro-3-methyl-5-isoxazolyl)amino)sulfonyl)-2-thiophenecarboxamide (Example 39) except that cyclohexyl 2-amino-3,5-dimethylphenyl ketone was used instead of 2'-amino-3',5'-dimethylacetophenone.

EXAMPLE 43

20 **3-(((4-Chloro-3-methyl-5-isoxazolyl)amino)sulfonyl)-N-(2-(cyclopropylcarbonyl)-4,6-dimethylphenyl)-2-thiophenecarboxamide**

A. Cyclopropyl 2-amino-3,5-dimethylphenyl ketone

Cyclopropyl 2-amino-3,5-dimethylphenyl ketone was synthesized in the same fashion as for 2'-amino-3',5'-dimethylacetophenone (Example 39) except
25 that cyclopropyl cyanide was used instead of acetonitrile.

B. 3-(((4-Chloro-3-methyl-5-isoxazolyl)amino)sulfonyl)-N-(2-(cyclopropylcarbonyl)-4,6-dimethylphenyl)-2-thiophenecarboxamide

3-(((4-Chloro-3-methyl-5-isoxazolyl)amino)sulfonyl)-N-(2-(cyclopropylcarbonyl)-4,6-dimethylphenyl)-2-thiophenecarboxamide was
30 synthesized in the same fashion as for N-(2-acetyl-4,6-dimethylphenyl)-3-(((4-chloro-3-methyl-5-isoxazolyl)amino)sulfonyl)-2-thiophenecarboxamide (Example 39) except that cyclopropyl 2-amino-3,5-dimethylphenyl ketone was used instead of 2'-amino-3',5'-dimethylacetophenone.

-159-

EXAMPLE 44**N-(2-Benzoyl-4,6-dimethylphenyl)-3-(((4-chloro-3-methyl-5-isoxazolyl)amino)sulfonyl)-2-thiophenecarboxamide****A. 2-Amino-3,5-dimethylphenyl phenyl ketone**

5 2-Amino-3,5-dimethylphenyl phenyl ketone was synthesized in the same fashion as for 2'-amino-3',5'-dimethylacetophenone (Example 39) except that benzonitrile was used instead of acetonitrile.

B. N-(2-Benzoyl-4,6-dimethylphenyl)-3-(((4-chloro-3-methyl-5-isoxazolyl)amino)sulfonyl)-2-thiophenecarboxamide

10 N-(2-Benzoyl-4,6-dimethylphenyl)-3-(((4-chloro-3-methyl-5-isoxazolyl)amino)sulfonyl)-2-thiophenecarboxamide was synthesized in the same fashion as for N-(2-acetyl-4,6-dimethylphenyl)-3-(((4-chloro-3-methyl-5-isoxazolyl)amino)sulfonyl)-2-thiophenecarboxamide (Example 39) except that 2-amino-3,5-dimethylphenyl phenyl ketone was used instead of 2'-amino-3',5'-
15 dimethylacetophenone.

EXAMPLE 45**N-(2-Acetyl-4,6-dimethylphenyl)-3-(((4-chloro-3-methyl-5-isoxazolyl)amino)sulfonyl)-5-methyl-2-thiophenecarboxamide****A. N-(4-Chloro-3-methyl-5-isoxazolyl)-3-sulfamoyl-5-methyl-2-thiophenecarboxylic acid**

20 To a solution of N-(4-chloro-3-methyl-5-isoxazolyl)-3-sulfamoyl-2-thiophenecarboxylic acid (6 g, 18.60 mmol) in anhydrous tetrahydrofuran (240 mL) at -78 °C and under nitrogen was added nBuLi (2.5 M in hexane, 30 mL, 74.4 mmol). The mixture was stirred at this temperature for 2 h before the
25 addition of iodomethane (6.6 g, 74.4 mmol). The mixture was then poured into crushed ice and then allowed to warm to room temperature. After acidification with concentrated HCl to pH ~ 1, the mixture was extracted with ethyl acetate (2 x 200 mL). The organic layers were combined, dried (MgSO₄), the solids were filtered and the filtrate was concentrated to give N-(4-chloro-3-methyl-5-
30 isoxazolyl)-3-sulfamoyl-5-methyl-2-thiophenecarboxylic acid and the starting material in about a 2:1 ratio (8.5 g combined weight).

-160-

B. N-(4-Chloro-3-methyl-5-isoxazolyl)-3-sulfamoyl-5-methyl-2-thiophenecarboxylic acid

To a solution of the product mixture of Example 45A (8.5 g) in THF (150 mL) were sequentially added diisopropylethylamine (9.62 g, 74.4 mmol) and
5 bromomethyl methyl ether (90%, 7.75 g, 55.80 mmol). The mixture was stirred for 10 h before the addition of morpholine (4.6 g, 55.80 mmol) to scavenge the excess bromomethyl methyl ether. The reaction was stirred for another 30 min before it was diluted with ethyl acetate (150 mL) and washed with 1 N HCl (200 mL). The organic layer was dried ($MgSO_4$), the solids were
10 filtered and the filtrate was concentrated. The residue was chromatographed (10% ethyl acetate in hexanes) to give methoxymethyl N-(4-chloro-3-methyl-5-isoxazolyl)-3-sulfamoyl-5-methyl-2-thiophenecarboxylate. The carboxylate was then hydrolyzed with 1 N NaOH to give the corresponding carboxylic acid (3.5 g).

15 C. N-(4-Chloro-3-methyl-5-isoxazolyl)-N-methoxymethyl-3-sulfamoyl-5-methyl-2-thiophenecarboxylic acid chloride

N-(4-Chloro-3-methyl-5-isoxazolyl)-N-methoxymethyl-3-sulfamoyl-5-methyl-2-thiophenecarboxylic acid chloride was synthesized in the same fashion as for N-(4-chloro-3-methyl-5-isoxazolyl)-N-methoxymethyl-3-sulfamoyl-2-
20 thiophenecarbonyl chloride (Example 51) except that N-(4-chloro-3-methyl-5-isoxazolyl)-N-methoxymethyl-3-sulfamoyl-5-methyl-2-thiophenecarboxylic acid was used instead of N-(4-chloro-3-methyl-5-isoxazolyl)-N-methoxymethyl-3-sulfamoyl-2-thiophenecarboxylic acid.

25 D. N-(2-Acetyl-4,6-dimethylphenyl)-3-(((4-chloro-3-methyl-5-isoxazolyl)amino)sulfonyl)-5-methyl-2-thiophenecarboxamide

N-(2-Acetyl-4,6-dimethylphenyl)-3-(((4-chloro-3-methyl-5-isoxazolyl)amino)sulfonyl)-5-methyl-2-thiophenecarboxamide was synthesized in the same fashion as for N-(2-acetyl-4,6-dimethylphenyl)-3-(((4-chloro-3-methyl-5-isoxazolyl)amino)sulfonyl)-2-thiophenecarboxamide (Example 39) except that
30 N-(4-chloro-3-methyl-5-isoxazolyl)-N-methoxymethyl-3-sulfamoyl-5-methyl-2-thiophenecarboxylic acid chloride was used instead of N-(4-chloro-3-methyl-5-isoxazolyl)-N-methoxymethyl-3-sulfamoyl-2-thiophenecarboxylic acid chloride.

-161-

EXAMPLE 46**3-(((4-Chloro-3-methyl-5-isoxazolyl)amino)sulfonyl)-N-(2-hydroxyethanimidoyl)-4,6-dimethylphenyl)-2-thiophenecarboxamide**

To a solution of N-(2-acetyl-4,6-dimethylphenyl)-3-(((4-chloro-3-methyl-5-isoxazolyl)amino)sulfonyl)-2-thiophenecarboxamide (Example 39) (50 mg, 0.11 mmol) in 2 N NaOH (40 mL) and methanol (4 mL) was added hydroxylamine hydrochloride (4 g, 57.6 mmol). The mixture was heated at 60 °C for 3 h before it was cooled to 0 °C and acidified with concentrated HCl to pH 1-2. The resulting white precipitate was filtered, washed with dilute acid and dried by lyophilization to give 3-(((4-chloro-3-methyl-5-isoxazolyl)amino)sulfonyl)-N-(2-hydroxyethanimidoyl)-4,6-dimethylphenyl)-2-thiophenecarboxamide (45 mg, 87%).

EXAMPLE 47**3-(((3-(((4-Chloro-3-methyl-5-isoxazolyl)amino)sulfonyl)-2-thienyl)carbonyl)amino)-2,4,6-trimethylphenyl methyl carbonate**

To a solution of N²-(4-chloro-3-methyl-5-isoxazolyl)-N-(3-hydroxy-2,4,6-trimethylphenyl)-3-sulfamoyl-2-thiophenecarboxamide (Example 52) (238 mg, 0.524 mmol) in anhydrous DMF at 0 °C was added potassium *tert*-butoxide (177 mg, 1.57 mmol). After the mixture was stirred for 30 min at this temperature, methyl chloroformate (99.2 mg, 1.05 mmol) was added. The reaction was poured into iced diluted acid and the resulting precipitate was collected and purified by HPLC to give 3-(((3-(((4-chloro-3-methyl-5-isoxazolyl)amino)sulfonyl)-2-thienyl)carbonyl)amino)-2,4,6-trimethylphenyl methyl carbonate (186 mg, 70%).

25

EXAMPLE 48**3-(((3-(((4-Chloro-3-methyl-5-isoxazolyl)amino)sulfonyl)-2-thienyl)carbonyl)amino)-2,4,6-trimethylphenyl carbamate**

To a solution of N²-(4-chloro-3-methyl-5-isoxazolyl)-N-(3-hydroxy-2,4,6-trimethylphenyl)-3-sulfamoyl-2-thiophenecarboxamide (Example 52) (500 mg, 1.05 mmol) in anhydrous DMF at 0 °C was added potassium *tert*-butoxide (295 mg, 2.61 mmol). After the mixture was stirred for 10 min at this temperature, *p*-nitrophenyl chloroformate (317 mg, 1.57 mmol) was added. After about 1 min stirring, the mixture was treated with ammonium hydroxide (8 mL) and

-162-

stirring was continued at room temperature for 2 h. The reaction was poured into iced dilute acid and the resulting precipitate was collected and purified by HPLC to give 3-(((3-(((4-chloro-3-methyl-5-isoxazolyl)amino)sulfonyl)-2-thienyl)carbonyl)amino)-2,4,6-trimethylphenyl carbamate (213 mg, 42%).

5

EXAMPLE 49**N-(4-Chloro-3-methyl-5-isoxazolyl)-2-(2-(3-methoxy-2,4,6-trimethylphenyl)acetyl)-3-thiophenesulfonamide****A. N-(4-Chloro-3-methyl-5-isoxazolyl)-3-sulfamoyl-2-thiophenecarbonitrile**

A solution of N-(4-chloro-3-methyl-5-isoxazolyl)-3-sulfamoyl-2-
10 thiophenecarboxamide (5 g, 15.6 mmol) in POCl₃ (50 mL) was heated at 60 °C for 3 h. The reaction was cooled to room temperature and poured to crushed ice (~ 250 g), and the icy mixture was shaken, stirred until all the ice melted (~ 2h). The mixture was extracted with ethyl acetate and the organic layer was
15 dried (MgSO₄), the solids were filtered and the filtrate was concentrated and dried under vacuum to give N-(4-chloro-3-methyl-5-isoxazolyl)-3-sulfamoyl-2-thiophenecarbonitrile (4.8 g, ~ 100%).

B. 3-Methoxy-2,4,6-trimethylbenzyl chloride

3-Methoxy-2,4,6-trimethylbenzyl chloride was synthesized in the same
fashion as for 5-chloromethyl-6-methylbenzo[d][1,3]dioxole (Example 7) except
20 that 1-methoxy-2,4,6-trimethylbenzene was used instead of 5-methylbenzo[d][1,3]dioxole.

C. N-(4-Chloro-3-methyl-5-isoxazolyl)-2-(2-(3-methoxy-2,4,6-trimethylphenyl)acetyl)-3-thiophenesulfonamide

N-(4-Chloro-3-methyl-5-isoxazolyl)-2-(2-(3-methoxy-2,4,6-
25 trimethylphenyl)acetyl)-3-thiophenesulfonamide was synthesized in the same fashion as for 4-chloro-3-methyl-5-(2-(2-(6-methylbenzo[d][1,3]dioxol-5-yl)acetyl)-3-thienylsulfonamido)isoxazole (Example 7) except that N-(4-chloro-3-methyl-5-isoxazolyl)-3-sulfamoyl-2-thiophenecarbonitrile (Example 49A) was used instead of N²-methoxy-N²-methyl-3-(4-chloro-3-methyl-5-
30 isoxazolylsulfamoyl)-2-thiophenecarboxamide.

-163-

EXAMPLE 50**N-(4-Chloro-3-methyl-5-isoxazolyl)-2-(2-(3-hydroxy-2,4,6-trimethylphenyl)acetyl)-3-thiophenesulfonamide**

To a solution of N-(4-chloro-3-methyl-5-isoxazolyl)-2-(2-(3-methoxy-
5 2,4,6-trimethylphenyl)acetyl)-3-thiophenesulfonamide (Example 49) (50 mg, 0.107 mmol) in dichloromethane (20 mL) at 0 °C was added BBr₃ (1 M in dichloromethane, 3 mL, 3.0 mmol). The resulting mixture was stirred at 0 °C for 1 h and at room temperature for 8 h before it was poured into crushed ice (~100 g). The aqueous mixture was stirred until all ice melted and extracted
10 with dichloromethane (2 x 100 mL). The organic layers were combined and concentrated, and the residue was purified by HPLC to give N-(4-chloro-3-methyl-5-isoxazolyl)-2-(2-(3-hydroxy-2,4,6-trimethylphenyl)acetyl)-3-thiophenesulfonamide (47 mg, 85%).

EXAMPLE 51**15 N-(4-chloro-3-methyl-5-isoxazolyl)-N-methoxymethyl-3-sulfamoyl-2-thiophenecarbonyl chloride****A. 5-Amino-4-chloro-3-methylisoxazole**

To a solution of 5-amino-3-methylisoxazole (9.8 g, 100 mmol) in methylene chloride (200 mL) was added N-chlorosuccinimide (14.7 g, 110
20 mmol) at 0 °C over the period of 20 min. The reaction mixture was stirred for 2h at RT. To work up the reaction mixture was concentrated and partitioned between 1N NaOH (150 mL)/ethyl acetate (400 mL). The organic layer was washed with 1N NaOH, water, brine, dried over MgSO₄ then concentrated to a brown solid. For purification the product was reprecipitated from
25 chloroform/hexane then recrystallized from ethyl acetate/hexane to give 5-amino-4-chloro-3-methylisoxazole as a brownish solid (5.5 g, 41%).

B. 2-Carbomethoxy-3-[N-(4-chloro-3-methylisoxazol-5-yl)]thiophenesulfonamide

To a slurry of 60% mineral oil suspension of NaH (8.5 g, 0.21 mol) in
30 THF (100 mL) at -20 °C was added a solution of 5-amino-4-chloro-3-methylisoxazole (12.4 g, 92.4 mmol) in anhydrous THF (65 mL) under nitrogen over a period of 20 min. After 10 min stirring was added a solution of 2-carbomethoxy-3-thiophenesulfonyl chloride (22.2 g, 92.4 mmol) in THF (65 mL)

-164-

at -20°C over 15 min. The reaction mixture was stirred for 10 min then quenched with H₂O (5 mL) at the same temperature. To work up the reaction mixture was poured into 4 N HCl and the product was extracted with ethyl acetate. The combined organics were washed with water then the compound
5 was extracted with half-saturated NaHCO₃. The combined basic solutions were decolorized with activated charcoal, cooled to 0 °C and acidified with 4 N HCl. The product was isolated by filtration, washed with water, dried to give 2-carbomethoxy-3-[N-(4-chloro-3-methylisoxazol-5-yl)]thiophenesulfonamide as a white powder (23.4 g, 75%).

10 **C. 2-Carbomethoxy-3-[N-(4-chloro-3-methylisoxazol-5-yl)-N-methoxymethyl]thiophenesulfonamide**

To a solution of 2-carbomethoxy-3-[N-(4-chloro-3-methylisoxazol-5-yl)]thiophenesulfonamide (3.3 g, 10.0 mmol) in THF (50 mL) diisopropyl-ethylamine (1.9 g, 15.0 mmol) was added at 0 °C followed by addition of
15 bromomethyl methyl ether (1.5 g, 12.0 mmol). The reaction mixture was stirred overnight at RT. To work up the reaction mixture was concentrated and partitioned between water and ethyl acetate. The organic layer was washed with water, brine, dried over MgSO₄, concentrated to give 2-carbomethoxy-3-[N-(4-chloro-3-methylisoxazol-5-yl)-N-methoxymethyl]thiophenesulfonamide as a
20 greenish oil (3.5 g, 90%).

D. 2-Carboxy-3-[N-(4-chloro-3-methylisoxazol-5-yl)-N-methoxymethyl]thiophenesulfonamide

2-Carbomethoxy-3-[N-(4-chloro-3-methylisoxazol-5-yl)-N-methoxymethyl]thiophenesulfonamide (3.0 g, 7.8 mmol) in a mixture of THF (30
25 mL) and 1N NaOH (30 mL) was stirred for 3 h at RT. The reaction mixture was diluted with water (20 mL) and extracted with ethyl acetate (5 mL). The water solution was acidified with 1 N HCl then extracted with ethyl acetate. The organics were washed with water, brine, dried over MgSO₄ and concentrated to give 2-carboxy-3-[N-(4-chloro-3-methylisoxazol-5-yl)-N-methoxymethyl]thio-
30 phenesulfonamide as an oil (quantitative yield).

-165-

E. N-(4-chloro-3-methyl-5-isoxazolyl)-N-methoxymethyl-3-sulfamoyl-2-thiophenecarbonyl chloride

To a solution of 2-carboxy-3-[N-(4-chloro-3-methylisoxazol-5-yl)-N-methoxymethyl]thiophenesulfonamide (1.5 g, 4.1 mmol) in a mixture of THF (10 mL) and chloroform (5 mL), pyridine (1 drop) was added at 0 °C followed by addition of 2 M solution of oxalyl chloride (4.5 mL, 9.0 mmol). The reaction mixture was stirred overnight at RT. To work up the reaction mixture was concentrated under reduced pressure to remove all volatiles. The desired product was obtained as a sticky oil which solidifies upon standing.

10

EXAMPLE 52**N²-(4-Chloro-3-methyl-5-isoxazolyl)-N-(3-hydroxy-2,4,6-trimethylphenyl)-3-sulfamoyl-2-thiophenecarboxamide****A. 3-Acetoxy-2,4,6-trimethylaniline**

To a solution of 2,4,6-trimethylphenol (10 g, 73.5 mmol) and triethylamine (11.1 g, 110.3 mmol) in ethyl acetate (200 mL) was added acetyl chloride (7.5 g, 95.6 mmol) dropwise at 0 °C. The mixture was stirred overnight. The reaction was quenched with water and the organic layer was washed with 1 N HCl. The organic layer was dried and concentrated as usual. The residue was nitrated at RT with 70% HNO₃ and conc. H₂SO₄. The brown reaction mixture was stirred for 1h, poured into ice-water. The product was extracted into ethyl acetate, the extract was washed with water, dried over MgSO₄ and concentrated to give the desired nitro compound. This compound was reduced in methanol by sequential addition of ammonium chloride and zinc powder. The exothermic reaction was vigorously stirred until it was back to RT (2 h). To work up the crude mixture was filtered off and the cake was washed with methanol. The methanolic solutions were concentrated and the residue partitioned between ethyl acetate and 1 N NaOH. The organic layer was dried over MgSO₄ and concentrated to give 3-acetoxy-2,4,6-trimethylaniline.

20

25

30

B. N²-(4-Chloro-3-methyl-5-isoxazolyl)-N-(3-hydroxy-2,4,6-trimethylphenyl)-3-sulfamoyl-2-thiophenecarboxamide

N²-(4-Chloro-3-methyl-5-isoxazolyl)-N-(3-hydroxy-2,4,6-trimethylphenyl)-3-sulfamoyl-2-thiophenecarboxamide was synthesized by reaction of the above amine (Example 52A) with the product of Example 51 in THF at 0°C. The

-166-

reaction mixture was allowed to warm up to RT and stirred for 2 h. To work up the reaction mixture was poured into 0.05 N HCl and the product was extracted with ethyl acetate. The organics were washed with 0.05 N HCl, water, half-saturated NaHCO₃, water, brine, dried over MgSO₄ and concentrated.

- 5 Purification via column chromatography (silica, 40% ethyl acetate/hexane) gave N²-(4-chloro-3-methyl-5-isoxazolyl)-N-(3-hydroxy-2,4,6-trimethylphenyl)-N-methoxymethyl-3-sulfamoyl-2-thiophenecarboxamide. A solution of this carboxamide in THF and conc. HCl was stirred at 65-72 °C for 3.5 h. To work up the reaction mixture was cooled and poured into water. The product was
- 10 taken into ethyl acetate. The extract was washed with water, brine saturated NaHCO₃, brine, dried over MgSO₄ and concentrated as an oil. The acetoxy group was hydrolyzed to the corresponding hydroxyl during deprotection of the MOM group. N²-(4-chloro-3-methyl-5-isoxazolyl)-N-(3-hydroxy-2,4,6-trimethylphenyl)-3-sulfamoyl-2-thiophenecarboxamide was obtained as a solid
- 15 (mp 75-78 °C, 54%).

EXAMPLE 53

Assays for identifying compounds that exhibit endothelin antagonistic and/or agonist activity

- Compounds that are potential endothelin antagonists are identified by
- 20 testing their ability to compete with ¹²⁵I-labeled ET-1 for binding to human ET_A receptors or ET_B receptors present on isolated cell membranes. The effectiveness of the test compound as an antagonist or agonist of the biological tissue response of endothelin can also be assessed by measuring the effect on endothelin induced contraction of isolated rat thoracic aortic rings. The ability
- 25 of the compounds to act as antagonists or agonists for ET_B receptors can be assessed by testing the ability of the compounds are to inhibit endothelin-1 induced prostacyclin release from cultured bovine aortic endothelial cells.

A. Endothelin binding inhibition - Binding Test #1: Inhibition of binding to ET_A receptors

- 30 TE 671 cells (ATCC Accession No. HTB 139) express ET_A receptors. These cells were grown to confluence in T-175 flasks. Cells from multiple flasks were collected by scraping, pooled and centrifuged for 10 min at 190 X

-167-

g. The cells were resuspended in phosphate buffered saline (PBS) containing 10 mM EDTA using a Tenbroeck homogenizer. The suspension was centrifuged at 4° C at 57,800 X g for 15 min, the pellet was resuspended in 5 ml of buffer A (5 mM HEPES buffer, pH 7.4 containing aprotinin (100 KIU/ml)) and then frozen
5 and thawed once. 5 ml of Buffer B (5 mM HEPES Buffer, pH 7.4 containing 10 mM MnCl₂ and 0.001% deoxyribonuclease Type 1) was added, the suspension mixed by inversion and then incubated at 37° C for 30 minutes. The mixture was centrifuged at 57,800 X g as described above, the pellet washed twice with buffer A and then resuspended in buffer C (30 mM HEPES buffer, pH 7.4
10 containing aprotinin (100 KIU/ml) to give a final protein concentration of 2 mg/ml and stored at -70° C until use.

The membrane suspension was diluted with binding buffer (30 mM HEPES buffer, pH 7.4 containing 150 mM NaCl, 5mM MgCl₂, 0.5% Bacitracin) to a concentration of 8 µg/50 µl. ¹²⁵I-endothelin-1 (3,000 cpm, 50 mL) was
15 added to 50 µL of either: (A) endothelin-1 (for non specific binding) to give a final concentration 80 nM); (B) binding buffer (for total binding); or (C) a test compound (final concentration 1 nM to 100 µM). The membrane suspension (50 µL), containing up to 8 µg of membrane protein, was added to each of (A), (B), or (C). Mixtures were shaken, and incubated at 4° C for 16-18 hours, and
20 then centrifuged at 4° C for 25 min at 2,500 X g. Alternatively, the incubation was conducted at 24° C. When incubated at 24° C, the IC₅₀ concentrations are 2- to 10-fold higher than when the incubation is conducted at 4° C. This, must be kept in mind when comparing IC₅₀ concentrations among compounds provided herein.

25 The supernatant, containing unbound radioactivity, was decanted and the pellet counted on a Genesys multiwell gamma counter. The degree of inhibition of binding (D) was calculated according to the following equation:

-168-

$$\% D = 100 - \frac{(C) - (A)}{(B) - (A)} \times 100$$

Each test was generally performed in triplicate.

5 B. Endothelin binding inhibition - Binding Test #2: Inhibition of binding to ET_B receptors

COS7 cells were transfected with DNA encoding the ET_B receptor, The resulting cells, which express the human ET_B receptor, were grown to confluence in T-150 flasks. Membrane was prepared as described above. The
10 binding assay was performed as described above using the membrane preparation diluted with binding buffer to a concentration of 1 μg/50 μl.

Briefly, the COS7 cells, described above, that had been transfected with DNA encoding the ET_B receptor and express the human ET_B receptor on their surfaces were grown to confluence in T-175 flasks. Cells from multiple flasks
15 were collected by scraping, pooled and centrifuged for 10 min at 190 X g. The cells were resuspended in phosphate buffered saline (PBS) containing 10 mM EDTA using a Tenbroeck homogenizer. The suspension was centrifuged at 4° C 57,800 X g for 15 min, the pellet was resuspended in 5 ml of buffer A (5mM HEPES buffer, pH 7.4 containing aprotinin (100 KIU/ml)) and then frozen and
20 thawed once. Five ml of Buffer B (5 mM HEPES Buffer, pH 7.4 containing 10 mM MnCl₂ and 0.001% deoxyribonuclease Type 1) was added, the suspension mixed by inversion and then incubated at 37° C for 30 minutes. The mixture was centrifuged at 57,800 X g as described above, the pellet washed twice with buffer A and then resuspended in buffer C (30 mM HEPES buffer, pH 7.4
25 containing aprotinin (100 KIU/ml) to give a final protein concentration of 2 mg/ml.

The binding assay was performed as described above using the membrane preparation diluted to give 1 μg/50 μl of binding buffer.

30 C. Test for activity against endothelin-induced contraction of isolated rat thoracic aortic rings

The effectiveness of the test compound as an antagonist or agonist of the biological tissue response of endothelin also is assessed by measuring the effect on endothelin induced contraction of isolated rat thoracic aortic rings

-169-

(see, e.g., Borges *et al.* (1989) *Eur. J. Pharmacol.* 165:223-230) or by measuring the ability to contract the tissue when added alone.

Compounds to be tested are prepared as 100 μ M stocks. If necessary to effect dissolution, the compounds are first dissolved in a minimum amount of
5 DMSO and diluted with 150 mM NaCl. Because DMSO can cause relaxation of the aortic ring, control solutions containing varying concentrations of DMSO were tested.

The thoracic portion of the adult rat aorta is excised, the endothelium abraded by gentle rubbing and then cut into 3 mm ring segments. Segments
10 are suspended under a 2 g preload in a 10 ml organ bath filled with Krebs'-Henseleit solution saturated with a gas mixture of 95% O₂ and 5% CO₂ (118 mM NaCl, 4.7 mM KCl, 1.2 mM MgSO₄, 1.2 mM KH₂PO₄, 25 mM NaHCO₃, 2.5 mM CaCl₂, 10 mM D-glucose).

There is a correlation between activity as an antagonist of endothelin-in-
15 duced thoracic aortic ring contraction and activity as an inhibitor of binding of endothelin to endothelin receptors. The pA₂ is a linear function of the log of the IC₅₀.

D. Assay for identifying compounds that have agonist and/or antagonistic activity against ET_B receptors

20 **1. Stimulation of prostacyclin release**

Since endothelin-1 stimulates the release of prostacyclin from cultured bovine aortic endothelial cells, the compounds that have agonist or antagonist activity are identified by their ability to inhibit endothelin-1 induced prostacyclin release from such endothelial cells by measuring 6-keto PGF_{1 α} substantially as
25 described by (Filep *et al.* (1991) *Biochem. Biophys. Res. Commun.* 177 171-176. Bovine aortic cells are obtained from collagenase-treated bovine aorta, seeded into culture plates, grown in Medium 199 supplemented with heat inactivated 15% fetal calf serum, and L-glutamine (2 mM), penicillin, streptomycin and fungizone, and subcultured at least four times. The cells are then seeded in
30 six-well plates in the same medium. Eight hours before the assay, after the cells reach confluence, the medium is replaced. The cells are then incubated

-170-

with a) medium alone, b) medium containing endothelin-1 (10 nM), c) test compound alone, and d) test compound + endothelin-1 (10 nM).

After a 15 min incubation, the medium is removed from each well and the concentrations of 6-keto PGF_{1 α} are measured by a direct immunoassay.

- 5 Prostacyclin production is calculated as the difference between the amount of 6-keto PGF_{1 α} released by the cells challenged with the endothelin-1 minus the amount released by identically treated unchallenged cells. Compounds that stimulate 6-keto PGF_{1 α} release possess agonist activity and those which inhibit endothelin-1 6-keto PGF_{1 α} release possess antagonist activity.

10 **2. Inhibition of sarafotoxin 6c induced contraction**

- Sarafotoxin 6c is a specific ET_B antagonist that contracts rat fundal stomach strips. The effectiveness of tests compounds to inhibit this sarafotoxin 6c-induced contraction of rat fundal stomach strips is used as a measure ET_B antagonist activity. Two isolated rat fundal stomach strips are suspended under
15 a 1 g load in a 10 ml organ bath filled with Krebs'-Henseleit solution containing 10 μ M cyclo(D-Asp-Pro-D-Val-Leu-D-Trp) (BQ-123; see, U.S. Patent No. 5,114,918 to Ishikawa *et al.*), 5 μ M indomethacin, and saturated with a gas mixture of 95% O₂/5% CO₂. Changes in tension are measured isometrically and recorded using a Grass Polygraph coupled to a force transducer. Sarafotoxin 6c
20 is added cumulatively to one strip while the second strip is preincubated for 15 min with a test compound prior to addition of cumulative doses of sarafotoxin 6c. The effects of the test compounds on the concentration-response curve for sarafotoxin 6c are examined.

25 **E. Deoxycorticosterone acetate (DOCA)-salt hypertensive rat model for assessing in vivo activity of selected compounds**

- Selected compounds disclosed herein have been tested for activity in the deoxycorticosterone acetate (DOCA)-salt hypertensive rat model. To perform these tests, silastic MDX4-4210 elastomer implants containing 47 mg (DOCA) were prepared according to the method of Ormsbee *et al.* ((1973) the J. Pharm. Sci. 62:255-257). Briefly, DOCA is incorporated into silicon rubber
30 implants for sustained release. To prepare the implants the DOCA is

-171-

incorporated into unpolymerized silicone rubber, catalyst is added and the mixture is cast in a hemicylindrical shape.

Sprague Dawley rats (7-8 weeks old) were unilaterally nephrectomized under ketamine anesthesia and a DOCA-implant was placed on the left lateral
5 dorsal abdomen of the animal. The rats were allowed to recover for three weeks. During recovery they were permitted free access to normal rat chow and 0.9% NaCl drinking solution in place of drinking water. The rats develop hypertension within 3 weeks.

All animals were used in the tests between 21 and 30 days post surgery.
10 The mean arterial blood pressure in these animals ranged from 165-200 mm Hg.

On the day of experimentation, catheters were inserted under brevital anesthesia into the right femoral artery for measurement of blood pressure, and into the right femoral vein for administration of a selected compound. The animals were placed in a restrainer and allowed to recover for a minimum of 60
15 min or until a steady mean arterial blood pressure was recorded. At that time, the selected compound or control vehicle was administered either intravenously, as a 60 minute infusion, or orally by oral gavage. Blood pressure was recorded continuously for a further 10 hrs.

20 **F. Effect of Intravenous administration on ET-1-induced pressor responses in conscious, autonomically blocked rats; a model for assessing in vivo activity of selected compounds**

Male Sprague Dawley rats (250-450 g) were anesthetized (Brevital 50 mg/kg, IP) and cannulae were placed in the femoral artery to measure mean
25 arterial pressure (MAP) and in the femoral vein for intravenous drug administration. Animals were placed in a restrainer and allowed to regain consciousness. Thirty minutes later autonomic blockade was administered (atropine methyl nitrate, 3 mg/kg, IV, followed by propranolol, 2 mg/kg, IV). An hour later animals received a bolus injection of vehicle (0.5 ml) followed thirty
30 minutes later by intravenous bolus administration of ET-1 (Control, 1 μ g/kg). Following recovery from this challenge, test -compounds were administered by intravenous bolus administration (0.5 ml) and then re-challenged with ET-1 thirty minutes later. Results are expressed as the percent inhibition of the ET-1-

-172-

induced pressor response after administration of the test compound compared to the pressor response induced by the control ET-1 challenge. In some cases a third ET-1 challenge was administered ninety minutes after administration of the test compound.

5 G. Results

1. In vitro

The IC_{50} for each of the compounds of the preceding Examples for ET_A and ET_B receptors has been measured. Almost all of the compounds have an IC_{50} of less than $10 \mu M$ for either or both of the ET_A and ET_B receptors. Many
10 of the compounds have an IC_{50} less than about $10 \mu M$, others have an IC_{50} less than about $1 \mu M$ and some of the compounds have an IC_{50} less than about $0.1 \mu M$. A number of the compounds have an IC_{50} for ET_A receptors that is substantially less (10 to 100-fold or more) than for ET_B receptors, and, thus are selective for ET_A receptors. Others of the compounds are ET_B selective.

15 2. In vivo

a. Selected compounds, such as N-(4-chloro-3-methyl-5-isoxazolyl)-2-(N-(4-methyl-phenyl)aminocarbonyl)thiophene-3-sulfonamide, N-(4-bromo-3-methyl-5-isoxazolyl)-2-[3,4-(methylenedioxy)benzyl]benzo[b]thiophene-3-sulfonamide, N-(4-chloro-3-methyl-5-isoxazolyl)-2-(3,4-methylene-
20 dioxy)benzyl)benzo[b]thiophene-3-sulfonamide, N-(4-chloro-3-methyl-5-isoxazolyl)-2-[β -hydroxy(3,4-methylenedioxy)phenylethyl]thiophene-3-sulfonamide, and N-(4-chloro-3-methyl-5-isoxazolyl)-2-(3,4-methylenedioxybenzylcarbonyl)thiophene-3-sulfonamide, have been tested in the hypertensive rat model, and were effective in decreasing blood pressure.

25 b. Selected compounds, such as N-(4-chloro-3-methyl-5-isoxazolyl)-2-{{3,4-(methylenedioxy)phenyl}acetyl}thiophene-3-sulfonamide, N-(4-chloro-3-methyl-5-isoxazolyl)-2-{{2-acetyl-4,5-(methylenedioxy)phenyl}aminocarbonyl}thiophene-3-sulfonamide, N-(4-chloro-3-methyl-5-isoxazolyl)-2-{{4-methoxy-2-methylphenyl}aminocarbonyl}thiophene-3-sulfonamide,
30 N-(4-chloro-3-methyl-5-isoxazolyl)-2-[2-cyano-4,5-dimethoxyphenyl]aminocarbonyl]thiophene-3-sulfonamide, and N-(4-chloro-3-methyl-5-isoxazolyl)-2-[2-methyl-4,5-(methylenedioxy)phenylacetyl]thiophene-3-sulfonamide have been

-173-

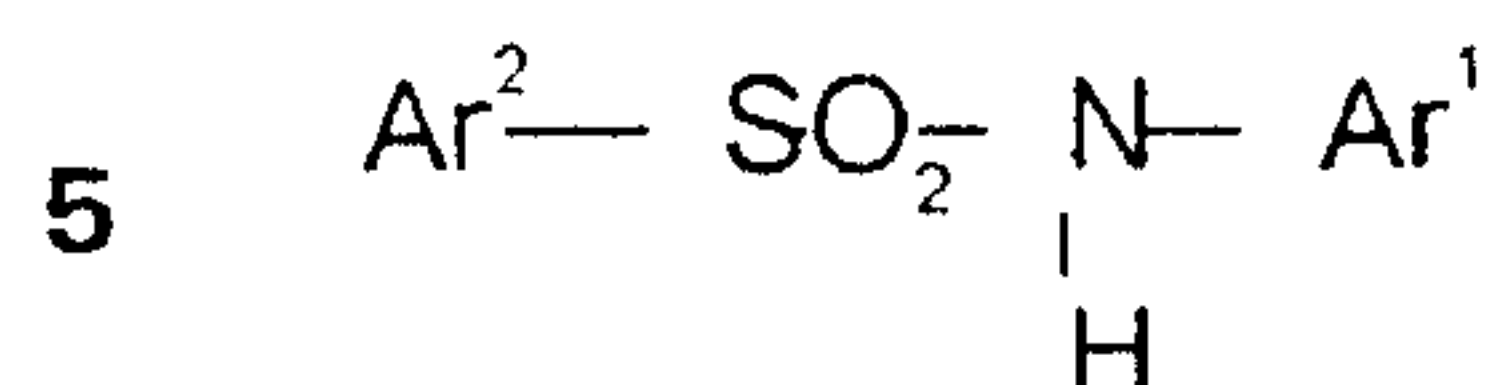
tested in the autonomically blocked, normotensive rat model and shown to have substantial activity, reducing pressure about 30% in 30 min at dosages as low as 30 mg/kg, and more than 50% at dosages of 60 mg/kg. On the average dosages of 30-60 mg/kg of the test compound resulted in a 40-60% inhibition
5 of pressor response.

Since modifications will be apparent to those of skill in this art, it is intended that this invention be limited only by the scope of the appended claims.

-174-

WHAT IS CLAIMED IS:

1. A pharmaceutically acceptable salt of a compound that has formula (I):



wherein:

10 Ar^1 is a group selected from five or six membered aromatic or heteroaromatic rings and bicyclic or tricyclic carbon or heterocyclic rings;

Ar^2 is selected from the group consisting of quinolyl, styryl, thienyl, furyl, isoquinolyl, pyrrolyl, benzofuryl, pyridinyl, thianaphthyl and indolyl; and

15 the salts are selected from the group consisting of pharmaceutically acceptable salts of alkali metals, salts of alkaline earth metals, salts of transition metals, polycationic counter ion salts, organic amine salts, salts of mineral acids and salts of organic acids.

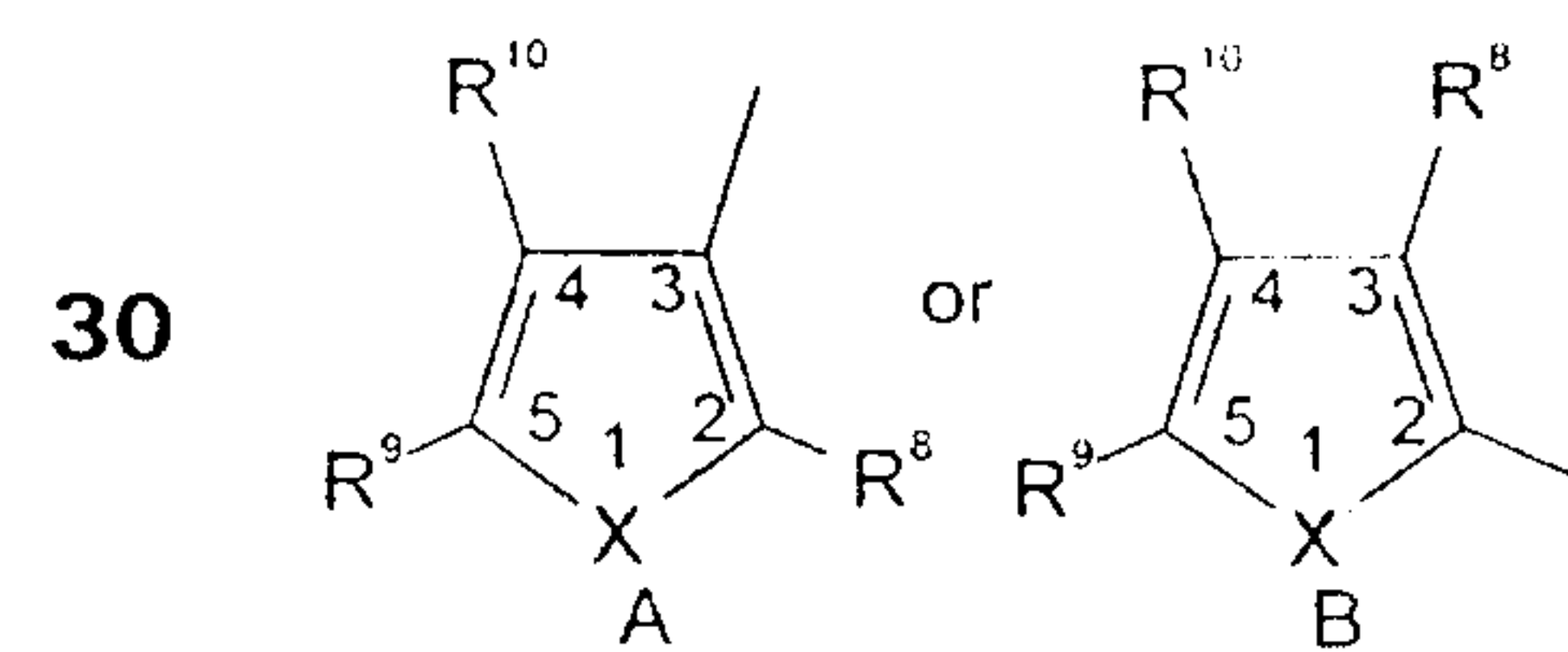
2. The pharmaceutically acceptable salt of claim 1, wherein Ar^2 is selected from the group consisting of thienyl, furyl and pyrrolyl.

20 3. The pharmaceutically acceptable salt of claim 1 that is an alkali metal salt.

4. The pharmaceutically acceptable salt of claim 1 that is a sodium salt.

5. The pharmaceutically acceptable salt of any of claims 1-3, wherein Ar^1 is selected from the group consisting of isoxazolyl, pyridazinyl, thiazolyl, pyrimidinyl and phenyl.

25 6. The pharmaceutically acceptable salt of any of claims 1-5, wherein Ar^2 has the formula IV:



35 in which X is S, O or NR^{11} in which R^{11} contains up to about 30 carbon atoms and is selected from hydrogen, alkyl, alkenyl, alkynyl, aryl, alkylaryl,

-175-

heterocyclyl, aralkyl, aralkoxy, cycloalkyl, cycloalkenyl, cycloalkynyl, $C(O)R^{15}$ and $S(O)_nR^{15}$ in which n is 0-2; R^{15} is hydrogen, alkyl, alkenyl, alkynyl, aryl, alkylaryl, heterocyclyl, aralkyl, aralkoxy, cycloalkyl, cycloalkenyl or cycloalkynyl; R^{11} and R^{15} are unsubstituted or are substituted with one or more substituents

5 each selected independently from Z , which is hydrogen, halide, pseudohalide, alkyl, alkoxy, alkenyl, alkynyl, aryl, heterocyclyl, aralkyl, aralkoxy, cycloalkyl, cycloalkenyl, cycloalkynyl, OH, CN, $C(O)R^{16}$, CO_2R^{16} , SH, $S(O)_nR^{16}$ in which n is 0-2, NHOH, $NR^{12}R^{16}$, NO_2 , N_3 , OR^{16} , $R^{12}NCOR^{16}$ or $CONR^{12}R^{16}$; R^{16} is hydrogen, alkyl, alkenyl, alkynyl, aryl, alkylaryl, heterocyclyl, aralkyl, aralkoxy, cycloalkyl, cycloalkenyl or cycloalkynyl; R^{12} , which is selected independently from R^{11} and Z , is selected from hydrogen, alkyl, alkenyl, alkynyl, aryl, alkylaryl, heterocyclyl, aralkyl, aralkoxy, cycloalkyl, cycloalkenyl, cycloalkynyl, $C(O)R^{17}$ and $S(O)_nR^{17}$ in which n is 0-2; R^{17} is hydrogen, alkyl, alkenyl, alkynyl, aryl, alkylaryl, heterocyclyl, aralkyl, aralkoxy, cycloalkyl, cycloalkenyl or cycloalkynyl; each of

10 R^{11} , R^{12} , R^{15} and R^{16} may be further substituted with any of the groups set forth for Z ; and

R^8 , R^9 and R^{10} are each independently selected as follows from (i) or (ii):

(i) R^8 , R^9 and R^{10} , which each contain hydrogen or up to about 50 carbon atoms, are each independently selected from hydrogen, halide,

20 pseudohalide, alkyl, alkoxy, alkenyl, alkynyl, aryl, aryloxy, heterocyclyl, aralkyl, aralkoxy, cycloalkyl, cycloalkenyl, cycloalkynyl, OH, CN, $C(O)R^{18}$, acetoxy- $(CH=CH)-$, CO_2R^{18} , SH, $(CH_2)_rC(O)(CH_2)_nR^{18}$, $(CH_2)_r(CH=CH)_s(CH_2)_nR^{18}$, $(CH_2)_rC(O)(CH=CH)_s(CH_2)_nR^{18}$, $(CH_2)_r(CH=CH)_sC(O)(CH_2)_nR^{18}$, $(CH_2)_rNH(CH=CH)_s(CH_2)_nR^{18}$, $(CH_2)_r(CH=CH)_sNH(CH_2)_nR^{18}$,

25 $(CH_2)_rC(O)NH(CH_2)_nR^{18}$, $C(O)(CH_2)_rNH(CH_2)_nR^{18}$, $(CH_2)_rNH(CH_2)_nR^{18}$, $(CH_2)_rR^{18}$, $S(O)_mR^{18}$ in which m is 0-2, s , n and r are each independently 0 to 6, HNOH, $NR^{18}R^{19}$, NO_2 , N_3 , OR^{18} , $R^{19}NCOR^{18}$ and $CONR^{19}R^{18}$, in which R^{19} is selected from hydrogen, alkyl, alkenyl, alkynyl, aryl, alkylaryl, alkoxy, aryloxy, heterocyclyl, aralkyl, aralkoxy, cycloalkyl, cycloalkenyl, cycloalkynyl, $C(O)R^{20}$

30 and $S(O)_nR^{20}$ in which n is 0-2; R^{18} and R^{20} are independently selected from hydrogen, alkyl, alkenyl, alkynyl, aryl, heteroaryl, alkylaryl, heterocyclyl, alkoxy, aryloxy, aralkyl, aralkoxy, cycloalkyl, cycloalkenyl and cycloalkynyl; any of the

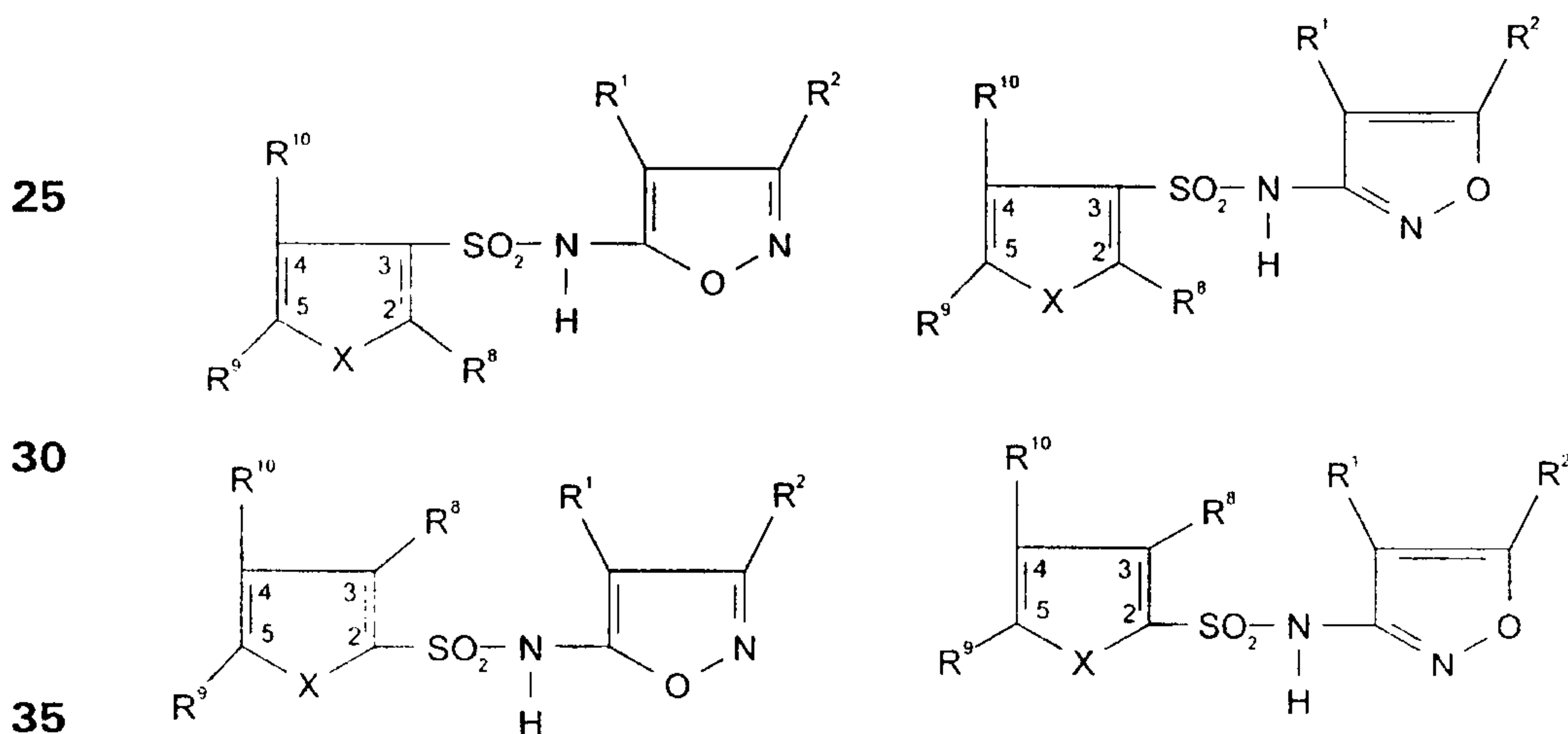
-176-

groups set forth for R^8 , R^9 and R^{10} are unsubstituted or substituted with any substituents set forth for Z, which is hydrogen, halide, pseudohalide, alkyl, alkoxy, alkenyl, alkynyl, aryl, aryloxy, heterocyclyl, aralkyl, aralkoxy, cycloalkyl, cycloalkenyl, cycloalkynyl, OH, CN, $C(O)R^{21}$, CO_2R^{21} , SH, $S(O)_nR^{21}$ in which n is 0-2, NHOH, $NR^{22}R^{21}$, NO_2 , N_3 , OR^{21} , $R^{22}NCOR^{21}$ or $CONR^{22}R^{21}$; R^{22} is selected from hydrogen, alkyl, alkenyl, alkynyl, aryl, alkylaryl, heterocyclyl, aralkyl, alkoxy, aralkoxy, cycloalkyl, cycloalkenyl, cycloalkynyl, $C(O)R^{23}$ and $S(O)_nR^{23}$ in which n is 0-2; and R^{21} and R^{23} are independently selected from hydrogen, alkyl, alkenyl, alkynyl, aryl, alkylaryl, heterocyclyl, aralkyl, aralkoxy, cycloalkyl, cycloalkenyl and cycloalkynyl; or

(ii) any two of R^8 , R^9 and R^{10} with the carbon to which each is attached form an aryl, aromatic ring, heteroaromatic ring, carbocyclic or heterocyclic ring, which is saturated or unsaturated, containing from about 3 to about 16 members that is substituted with one or more substituents, each substituent is independently selected from Z; the other of R^8 , R^9 and R^{10} is selected as in (i); and the heteroatoms are NR^{11} , O, or S.

7. The pharmaceutically acceptable salt of claim 6, wherein Ar^1 is an isoxazolyl, a thiazolyl, a pyrimidinyl, a pyridazinyl or a phenyl group.

8. The pharmaceutically acceptable salt of any of claims 1-6, wherein the compound has any of formulae V:



-177-

wherein: R¹ and R² are either (i), (ii) or (iii) as follows:

- (i) R¹ and R² are each independently selected from H, NH₂, NO₂, halide, pseudohalide, alkyl, alkenyl, alkynyl, aryl, arylalkyl, heteroaryl, alkoxy, alkylamino, alkylthio, alkyloxy, haloalkyl, alkylsulfinyl, alkylsulfonyl, aryloxy, arylamino, arylthio, arylsulfinyl, arylsulfonyl, haloalkyl, haloaryl, alkoxycarbonyl, alkylcarbonyl, aminocarbonyl, arylcarbonyl, formyl, substituted or unsubstituted amido and substituted or unsubstituted ureido, in which the alkyl, alkenyl and alkynyl portions contain from 1 up to about 14 carbon atoms and are either straight or branched chains or cyclic, and the aryl portions contain from about 4 to about 16 carbons, except that R² is not halide or pseudohalide; or,
- (ii) R¹ and R² together form -(CH₂)_n-, where n is 3 to 6; or,
- (iii) R¹ and R² together form 1,3-butadienyl.

9. The pharmaceutically acceptable salt of claim 6, wherein:

- if R⁸, R⁹ and R¹⁰ are each independently selected from (i), then each is selected with the proviso that if R⁸ is NR¹⁸R¹⁹, OR¹⁸, R¹⁹NCOR¹⁸, CONR¹⁹R¹⁸, CO₂R¹⁸, (CH₂)_rNH(CH=CH)_s(CH₂)_nR¹⁸, (CH₂)_r(CH=CH)_sNH(CH₂)_nR¹⁸, (CH₂)_rC(O)NH(CH₂)_nR¹⁸, C(O)(CH₂)_rNH(CH₂)_nR¹⁸, (CH₂)_rNH(CH₂)_nR¹⁸ or (CH₂)_rR¹⁸, and R¹⁸ is an aryl group containing 5 or 6 members, then the aryl group has at least two substituents; and

- if R⁸, R⁹ and R¹⁰ are each independently selected from (ii), then each is selected with the proviso that Ar² is not 5-halo-3-loweralkylbenzo[b]thienyl, 5-halo-3-loweralkylbenzo[b]furyl, 5-halo-3-loweralkylbenzo[b]pyrrolyl.

10. The pharmaceutically acceptable salt of claim 8, wherein R⁸ is phenylacetyl or phenylaminocarbonyl.

11. The pharmaceutically acceptable salt of claim 10, wherein R⁹ and R¹⁰ are each hydrogen.

12. The pharmaceutically acceptable salt of claim 8, wherein:

R¹ is H, lower alkyl, halide or pseudohalide; and R² is lower alkyl, lower alkenyl, lower alkynyl, lower haloalkyl or hydrogen.

13. The pharmaceutically acceptable salt of claim 12, wherein R¹ is Br, Cl or lower alkyl and R² is lower alkyl, lower haloalkyl, or hydrogen.

-178-

14. The compound of claim 8, wherein:

- R^8 is selected from among $(CH_2)_rC(O)(CH_2)_nR^{18}$, $(CH_2)_rNH(CH_2)_nR^{18}$, $(CH_2)_rNH(CH_2)_nR^{18}$, $(CH_2)_r(CH=CH)_s(CH_2)_nR^{18}$, $(CH_2)_rC(O)(CH=CH)_s(CH_2)_nR^{18}$, $(CH_2)_r(CH=CH)_sC(O)(CH_2)_nR^{18}$, $(CH_2)_r(CH=CH)_sNH(CH_2)_nR^{18}$, $C=N(OH)(CH_2)_rR^{18}$, $(CH_2)_rC(O)NH(CH_2)_nR^{18}$, $C(O)(CH_2)_rNH(CH_2)_nR^{18}$, $(CH_2)_rNH(CH=CH)_s(CH_2)_nR^{18}$, $(CH_2)_rC(O)NH(CH_2)_nR^{18}$, $(CH_2)_rNH(CH_2)_nR^{18}$, $(CH_2)_rR^{18}$;
- and R^9 and R^{10} are independently selected from hydrogen, halide, pseudohalide, alkyl, alkoxy, alkenyl, alkynyl, aryl, aryloxy, heterocyclyl, aralkyl, aralkoxy, cycloalkyl, cycloalkenyl, cycloalkynyl, OH, CN, $C(O)R^{18}$, $(OAc)CH=CHR^{18}$, CO_2R^{18} , SH, $(CH_2)_rC(O)(CH_2)_nR^{18}$, $(CH_2)_r(CH=CH)_s(CH_2)_nR^{18}$, $(CH_2)_rC(O)(CH=CH)_s(CH_2)_nR^{18}$, $(CH_2)_r(CH=CH)_sC(O)(CH_2)_nR^{18}$, $(CH_2)_rNH(CH=CH)_s(CH_2)_nR^{18}$, $C=N(OH)(CH_2)_rR^{18}$, $(CH_2)_r(CH=CH)_sNH(CH_2)_nR^{18}$, $(CH_2)_rC(O)NH(CH_2)_nR^{18}$, $C(O)(CH_2)_rNH(CH_2)_nR^{18}$, $(CH_2)_rNH(CH_2)_nR^{18}$, $(CH_2)_rR^{18}$,
- $S(O)_mR^{18}$ in which m is 0-2, s, n and r are each independently 0 to 6, HNOH, $NR^{18}R^{19}$, NO_2 , N_3 , OR^{18} , $R^{19}NCOR^{18}$ and $CONR^{19}R^{18}$, in which R^{19} is selected from hydrogen, alkyl, alkenyl, alkynyl, aryl, alkylaryl, alkoxy, aryloxy, heterocyclyl, aralkyl, aralkoxy, cycloalkyl, cycloalkenyl, cycloalkynyl, $C(O)R^{20}$ and $S(O)_nR^{20}$ in which n is 0-2; and R^{18} and R^{20} are independently selected from hydrogen, alkyl, alkenyl, alkynyl, aryl, heteroaryl, alkylaryl, heterocyclyl, alkoxy, aryloxy, aralkyl, aralkoxy, cycloalkyl, cycloalkenyl and cycloalkynyl.

15. The pharmaceutically acceptable salt of claim 14, wherein R^8 is selected with the proviso that if R^8 is $(CH_2)_rC(O)NH(CH_2)_nR^{18}$, $(CH_2)_rC(O)NH(CH_2)_nR^{18}$, or $(CH_2)_rR^{18}$, and R^{18} is phenyl, the phenyl group is substituted at least two positions.

16. The pharmaceutically acceptable salt of claim 14, wherein R^9 and R^{10} are each independently hydrogen, halide, loweralkyl, or halo loweralkyl.

17. The pharmaceutically acceptable salt of any of claims 1-8 and 16, wherein Ar^2 is phenylaminocarbonylthienyl, phenylaminocarbonylfuryl, phenylaminocarbonylpyrrolyl, phenylacetylthienyl, phenylacetylfuryl, phenylacetylpyrrolyl, acetoxystyrylthienyl, acetoxystyrylfuryl or acetoxystyrylpyrrolyl.

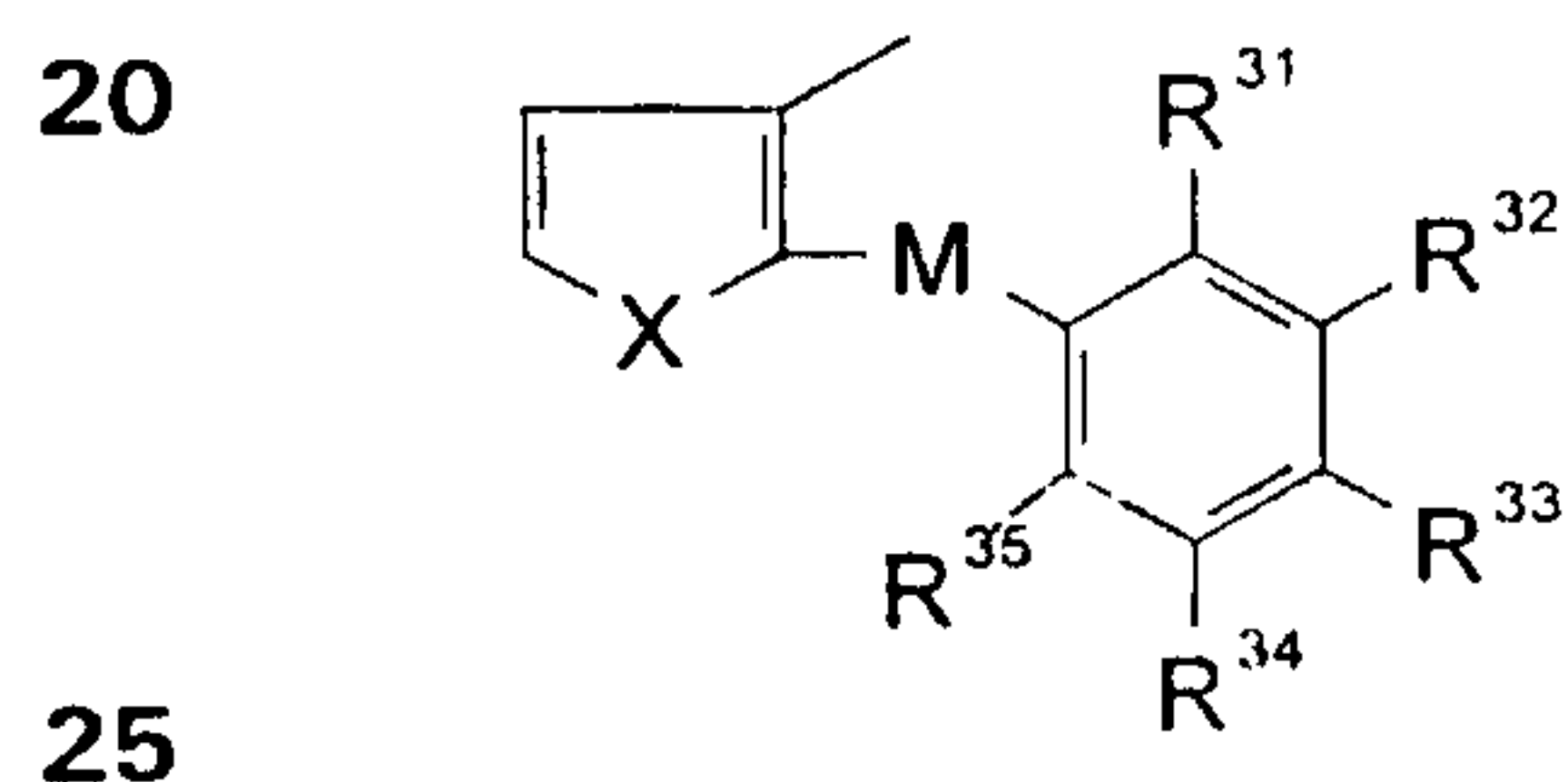
-179-

18. The pharmaceutically acceptable salt of claim 17, wherein Ar² is selected with the proviso that, when Ar² is a phenylaminocarbonylthienyl, phenylaminocarbonylfuryl or phenylaminocarbonylpyrrolyl, the phenyl group is substituted with at least two substituents selected from Z, which is hydrogen, halide, pseudohalide, alkyl, alkoxy, alkenyl, alkynyl, aryl, aryloxy, heterocyclyl, aralkyl, aralkoxy, cycloalkyl, cycloalkenyl, cycloalkynyl, OH, CN, C(O)R²¹, CO₂R²¹, SH, S(O)_nR²¹ in which n is 0-2, NHOH, NR²²R²¹, NO₂, N₃, OR²¹, R²²NCOR²¹ or CONR²²R²¹; R²² is selected from hydrogen, alkyl, alkenyl, alkynyl, aryl, alkylaryl, heterocyclyl, aralkyl, alkoxy, aralkoxy, cycloalkyl, cycloalkenyl, cycloalkynyl, C(O)R²³ and S(O)_nR²³ in which n is 0-2; and R²¹ and R²³ are independently selected from hydrogen, alkyl, alkenyl, alkynyl, aryl, alkylaryl, heterocyclyl, aralkyl, aralkoxy, cycloalkyl, cycloalkenyl and cycloalkynyl.

19. The pharmaceutically acceptable salt of claim 14, wherein R¹¹ is hydrogen, loweralkyl or aryl which is unsubstituted or substituted with loweralkyl, halogen or hydrogen; R¹ is hydrogen, halide, pseudohalide, loweralkyl or lower haloalkyl; and R² is hydrogen, loweralkyl or lower haloalkyl.

20. The pharmaceutically acceptable salt of claim 8, wherein:

Ar² has formula VI:



wherein: M is (CH₂)_mC(O)(CH₂)_r, (CH₂)_mC(O)NH(CH₂)_r, CH(OH)(CH₂)_r, (CH₂)_m(CH=CH)(CH₂)_r, (CH₂)_mC(O)(CH₂)_sNH(CH₂)_r, (CH₂)_m(CH=CH)(CH₂)_r, C=N(OH)(CH₂)_r, (CH₂)_mC(O)(CH=CH)_sNH(CH₂)_r, CH(CH₃)C(O)(CH₂)_r, CH(CH₃)C(O)(CH₂)_m(CH=CH)(CH₂)_r, (CH₂)_r, (CH₂)_rO, C(O)O, in which m, s and r are each independently 0 to 6;

R³¹, R³², R³³, R³⁴ and R³⁵ are each independently selected from

(i) or (ii) as follows:

(i) R³¹, R³², R³³, R³⁴ and R³⁵ are each independently selected from

35 among H, OH, NHR³⁸, CONR³⁸R³⁹, NO₂, cyano, halide, pseudohalide, alkyl,

-180-

alkenyl, alkynyl, aryl, arylalkyl, heteroaryl, alkoxy, alkylamino, alkylthio, haloalkyl, alkylsulfinyl, alkylsulfonyl, alkoxy carbonyl, alkyl carbonyl, alkenylthio, alkenylamino, alkenyloxy, alkenylsulfinyl, alkenylsulfonyl, alkoxy carbonyl, arylaminocarbonyl, alkylaminocarbonyl, aminocarbonyl,

5 (alkylaminocarbonyl)alkyl, carboxyl, carboxyalkyl, carboxyalkenyl, alkylsulfonyl-aminoalkyl, cyanoalkyl, acetyl, acetoxyalkyl, hydroxyalkyl, alkoxyalkoxy, hydroxyalkyl, (acetoxy)alkoxy, (hydroxy)alkoxy and formyl; or

(ii) at least two of R^{31} , R^{32} , R^{33} , R^{34} and R^{35} , which substitute adjacent carbons on the ring, together form alkylenedioxy, alkylenethioxyoxy or
10 alkylenedithioxy, which is unsubstituted or substituted by replacing one or more hydrogens with halide, loweralkyl, loweralkoxy or halo loweralkyl, and the others of R^{31} , R^{32} , R^{33} , R^{34} and R^{35} are selected as in (i); and

R^{38} and R^{39} are each independently selected from hydrogen, alkyl, alkenyl, alkynyl, aryl, haloalkyl, alkylaryl, heterocyclyl, arylalkyl, arylalkoxy,
15 alkoxy, aryloxy, cycloalkyl, cycloalkenyl and cycloalkynyl, with the proviso that when M is $(CH_2)_m C(O)NH(CH_2)_{r'}$, then at least two of R^{31} , R^{32} , R^{33} , R^{34} and R^{35} are not hydrogen.

21. The pharmaceutically acceptable salt of claim 20, wherein M is
20 $(CH_2)_m C(O)(CH_2)_{r'}$, $(CH_2)_m C(O)NH(CH_2)_{r'}$, $(CH_2)_m (CH=CH)(CH_2)_{r'}$,
 $(CH_2)_m C(O)(CH_2)_s NH(CH_2)_{r'}$, $(CH_2)_m (CH=CH)(CH_2)_{r'}$, $C=N(OH)(CH_2)_{r'}$,
 $CH(OH)(CH_2)_{r'}$, $(CH_2)_{r'}$, $(CH_2)_{r'}O$ or $C(O)O$.

22. The pharmaceutically acceptable salt of claim 20, wherein R^{31} , R^{32} , R^{33} , R^{34} and R^{35} are selected from (i) or (ii):

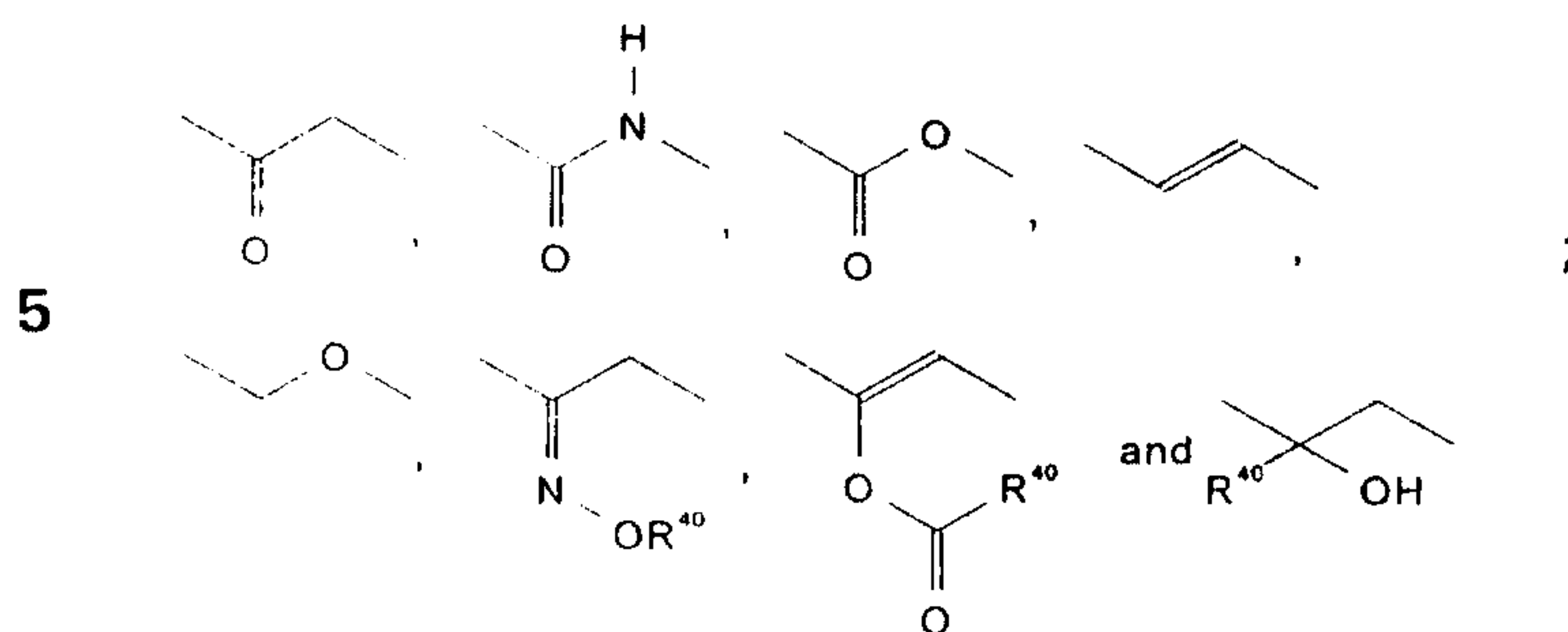
(i) R^{31} , R^{32} , R^{33} , R^{34} and R^{35} are each independently selected from among
25 loweralkyl, halide, haloloweralkyl and loweralkoxy; and

(ii) at least two of R^{31} , R^{32} , R^{33} , R^{34} and R^{35} form ethylenedioxy or methylenedioxy and the others are selected as in (i).

23. The pharmaceutically acceptable salt of claim 20, wherein M is selected from the group consisting of

30

-181-



where R^{40} is hydrogen, alkyl, alkoxy, alkoxyalkyl or haloalkyl.

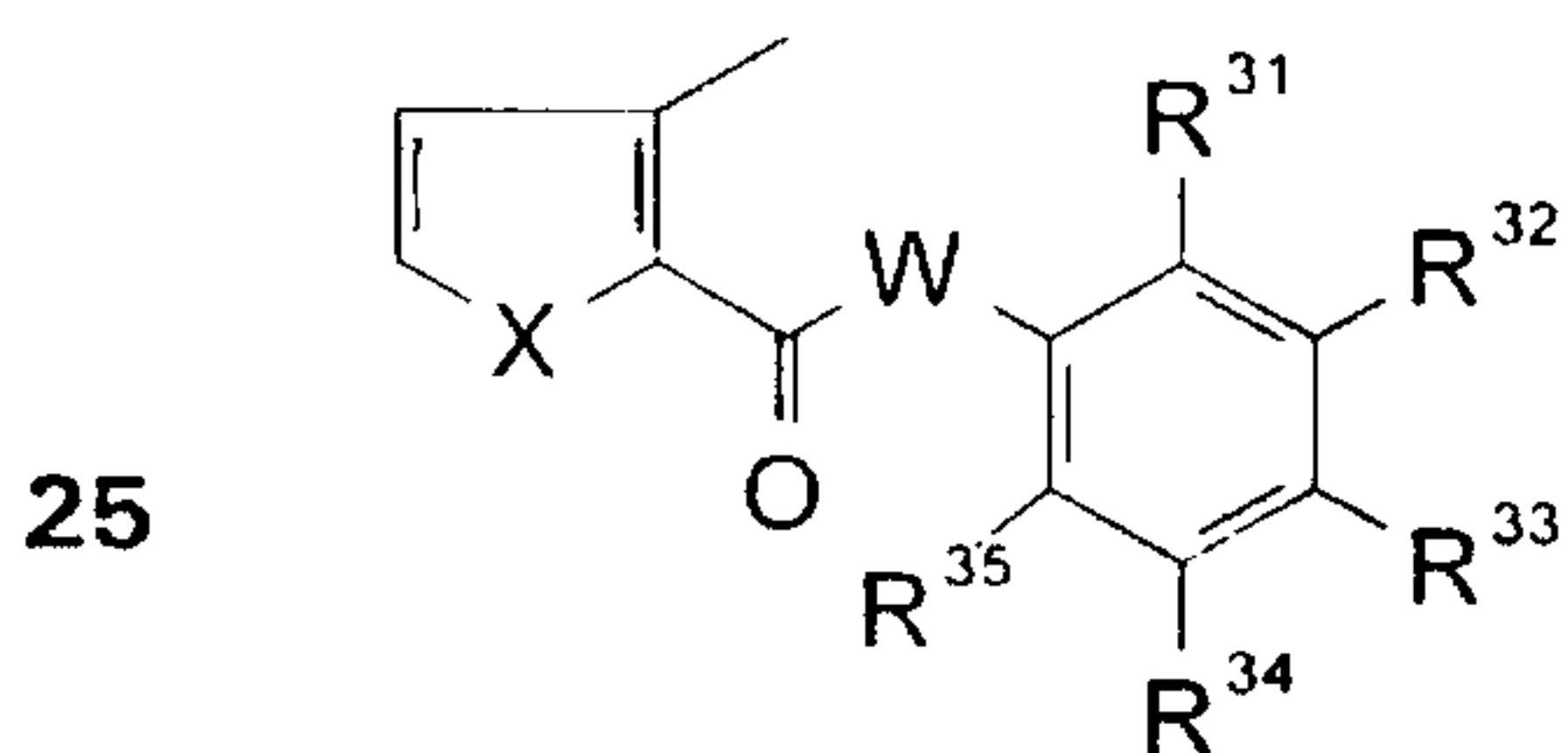
24. The pharmaceutically acceptable salts of claim 20, wherein at least two of R^{31} , R^{32} , R^{33} , R^{34} and R^{35} , which substitute adjacent carbons on the ring, together form alkylenedioxy, alkylenethioxyoxy or alkylenedithioxy, which is unsubstituted or substituted by replacing one or more hydrogens with halide, loweralkyl, loweralkoxy or haloloweralkyl.

15

25. The pharmaceutically acceptable salt of claim 20, wherein at least one of R^{31} and R^{35} is other than hydrogen.

26. The pharmaceutically acceptable salt of claim 20, wherein Ar^2 has formula VII:

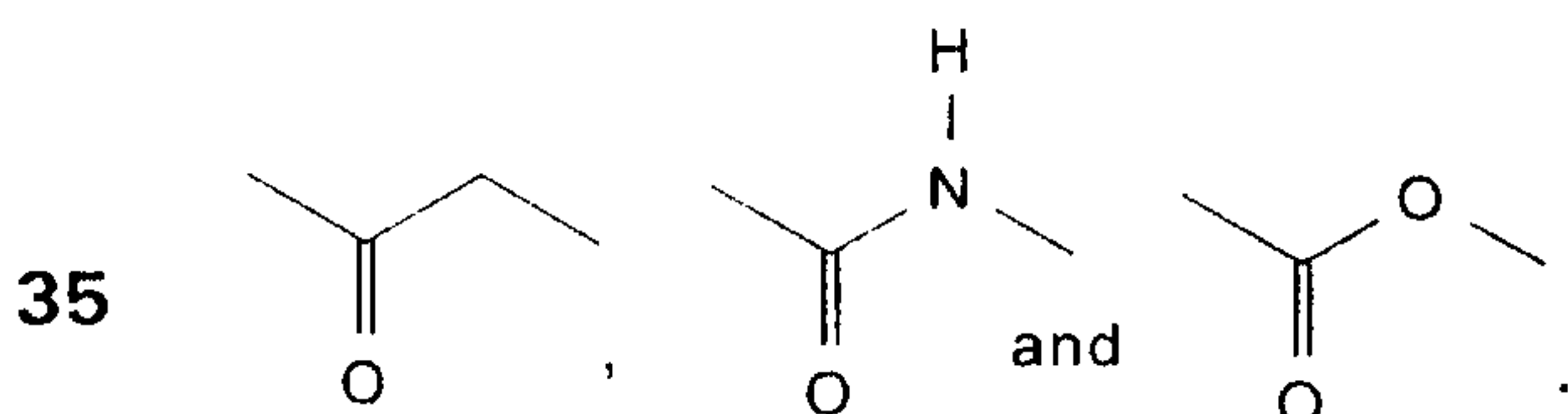
20



in which W is CH_2 or NH.

27. The pharmaceutically acceptable salt of claim 20, wherein M is selected from the group consisting of

30



28. The pharmaceutically acceptable salt of claim 23, wherein R^{40} is methyl, ethyl or hydrogen.

40

-182-

29. The pharmaceutically acceptable salt of claim 20, wherein R^{31} , R^{32} , R^{33} , R^{34} and R^{35} are selected from (i) or (ii):

(i) R^{31} , R^{32} , R^{33} , R^{34} and R^{35} are each independently selected from loweralkyl, haloloweralkyl, phenyl, alkoxy, loweralkylsulfonaminoloweralkyl, cyanoloweralkyl, acetyl, loweralkoxycarbonyl, cyano, OH, acetoxyloweralkyl, hydroxyloweralkyl, acetoxyloweralkoxy or loweralkoxycarbonyl; or

(ii) R^{32} and R^{33} or R^{33} and R^{34} form alkylendioxy, and the others of R^{31} , R^{32} , R^{33} , R^{34} and R^{35} are selected as in (i).

30. The pharmaceutically acceptable salt of claim 20, wherein R^{31} , R^{32} , R^{33} , R^{34} and R^{35} are selected from (i) or (ii):

(i) R^{33} and R^{35} are other than hydrogen and are selected from loweralkyl or lower alkoxy, or

(ii) at least one of R^{31} or R^{35} is other than hydrogen, and R^{32} and R^{33} or R^{33} and R^{34} form methylenedioxy or ethylenedioxy.

31. The pharmaceutically acceptable salt of claim 8, wherein R^9 and R^{10} form a ring so that Ar^2 is benzo[b]thienyl, benzo[b]furyl or indolyl.

32. The pharmaceutically acceptable salt of claim 31, wherein R^9 and R^{10} are selected with the proviso that there is one or more substituents and they are other than 5-halo and 3-loweralkyl, and the other of R^8 , R^9 and R^{10} is selected from aryl, $(CH_2)_r R^{18}$, $C(O)R^{18}$, CO_2R^{18} , $NR^{18}R^{19}$, SH, $S(O)_n R^{18}$ in which n is 0-2, HNOH, NO_2 , N_3 , OR^{18} , $R^{19}NCOR^{18}$ and $CONR^{19}R^{18}$.

33. The pharmaceutically acceptable salt of claim 1 that is a sodium salt and is a (phenylacetyl)thiophenesulfonamide.

34. The pharmaceutically acceptable salt of claim 33 that is N-(4-chloro-3-methyl-5-isoxazolyl)-2-[2-methyl-4,5-(methylenedioxy)phenyl-acetyl]thiophene-3-sulfonamide.

35. The pharmaceutically acceptable salt of any of claims 1, 2 and 5-34, wherein the pharmaceutically-acceptable salt is selected from the group consisting of calcium, lithium, magnesium, potassium, sodium hydrogen phosphate, disodium phosphate, sodium and zinc.

-183-

36. The pharmaceutically acceptable salt of any of claims 1-35, wherein the pharmaceutically-acceptable salt is a sodium hydrogen phosphate or is the sodium salt.

37. The pharmaceutically acceptable salt of claim 35 that is N-(4-chloro-3-methyl-5-isoxazolyl)-2-[2-methyl-4,5-(methylenedioxy)phenyl-acetyl]thiophene-3-sulfonamide.

38. The pharmaceutically acceptable salt of claim 36 that is N-(4-chloro-3-methyl-5-isoxazolyl)-2-[2-methyl-4,5-(methylenedioxy)phenyl-acetyl]thiophene-3-sulfonamide.

39. A compound of claim 1 selected from the group consisting of 4-chloro-3-methyl-5(2-(6-methylbenzo[d][1,3]dioxol-5-yl)acetyl)-3-thienylsulfonamido)isoxazole, sodium salt; N²-(3-cyanomethyl-2,4,6-trimethylphenyl)-3(4-chloro-3-methyl-5-isoxazolylsulfamoyl)-2-thiophenecarboxamide, sodium salt; N²-(3-acetyloxymethyl-2,4,6-trimethylphenyl)-3-(4-chloro-3-methyl-5-isoxazolylsulfamoyl)-2-thiophenecarboxamide, sodium salt; and N²-(3-hydroxymethyl-2,4,6-trimethylphenyl)-3-(4-chloro-3-methyl-5-isoxazolylsulfamoyl)-2-thiophenecarboxamide, sodium salt.

40. The compound of claim 39 that is 4-chloro-3-methyl-5(2-(6-methylbenzo[d][1,3]dioxol-5-yl)acetyl)-3-thienylsulfonamido)isoxazole, sodium salt.

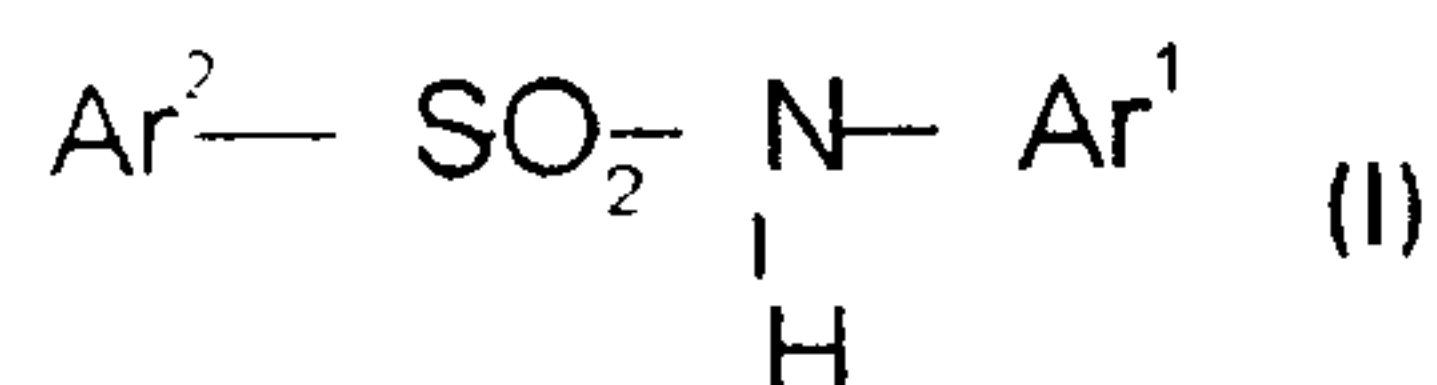
41. The compound of claim 39 that is N²-(3-cyanomethyl-2,4,6-trimethylphenyl)-3(4-chloro-3-methyl-5-isoxazolylsulfamoyl)-2-thiophenecarboxamide, sodium salt.

42. The compound of claim 39 that is N²-(3-acetyloxymethyl-2,4,6-trimethylphenyl)-3-(4-chloro-3-methyl-5-isoxazolylsulfamoyl)-2-thiophenecarboxamide, sodium salt.

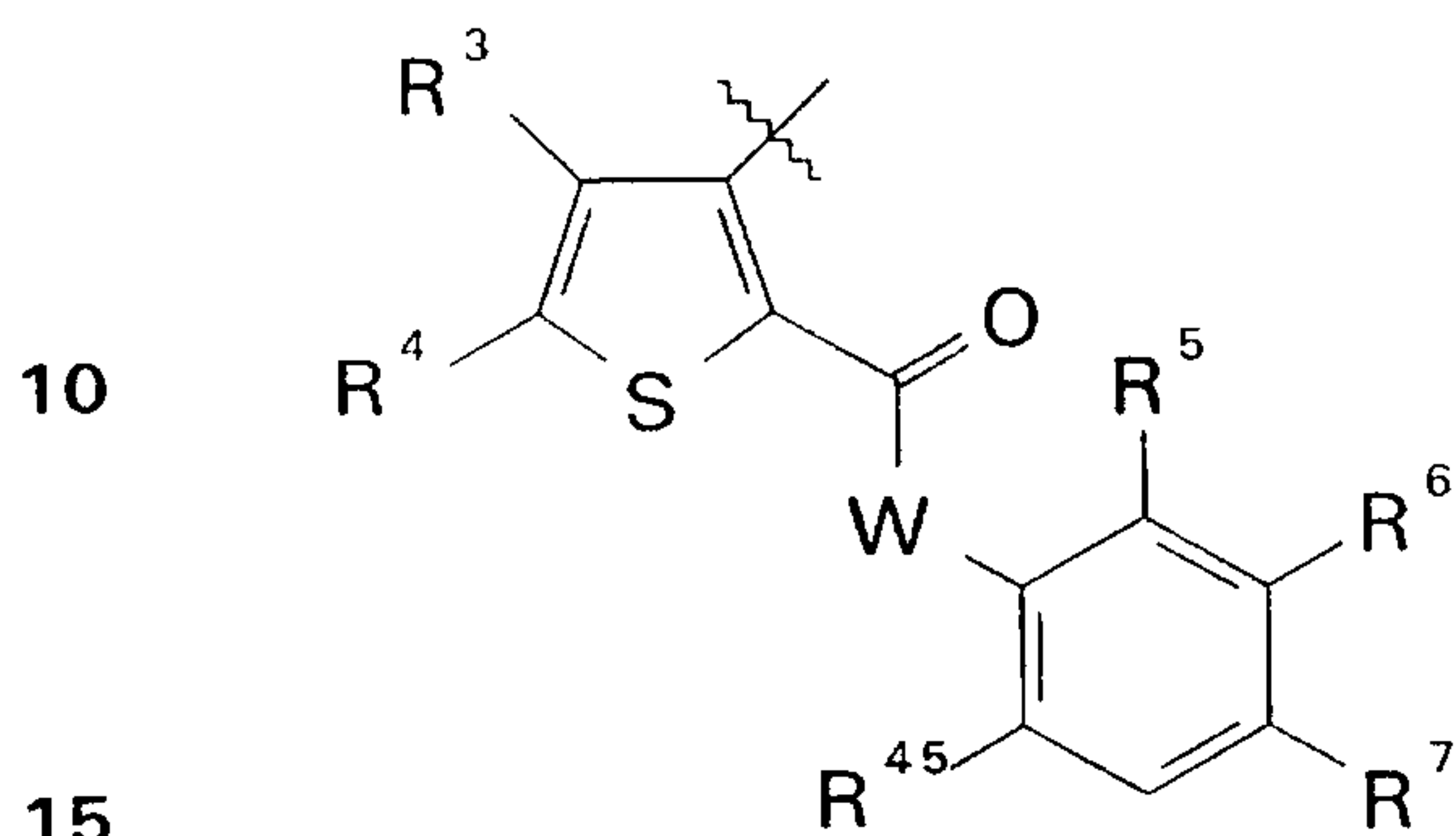
43. The compound of claim 39 that is N²-(3-hydroxymethyl-2,4,6-trimethylphenyl)-3-(4-chloro-3-methyl-5-isoxazolylsulfamoyl)-2-thiophenecarboxamide, sodium salt.

44. A compound of formula (I):

-184-



5 where Ar¹ is isoxazolyl and Ar² has the formula:



or a pharmaceutically acceptable derivative thereof, wherein:

R³ and R⁴ are independently selected from the group consisting of hydrogen, halo, cyano, cyanoalkyl, C(O)R⁴¹, alkyl, alkenyl, cycloalkyl and aryl,

20 or together form alkylene;

W is O, NH or CH₂;

R⁵, R⁶ and R⁷ are each independently selected as in (i) or (ii), with the proviso that at most one of R⁵, R⁶ and R⁷ is hydrogen:

(i) R⁶ is hydrogen, unsubstituted alkyl, hydroxy, unsubstituted alkoxy, C(O)R⁴¹, carbamoyloxy or alkoxy carbonyloxy, and

25 R⁵ and R⁷ are each independently selected from hydrogen, unsubstituted alkyl, hydroxy, C(O)R⁴¹, carbamoyloxy and alkoxy carbonyloxy; or

(ii) if at least one of R³ and R⁴ is not hydrogen, then any two may form alkylenedioxy, and the other is selected as in (i);

30 R⁴⁵ is selected from the group consisting of alkyl, C(O)R⁴¹, (CH₂)_xOH and CH(OH)(CH₂)_xCH₃ in which x is 0-6, S(O)_nR⁴¹ in which n is 0-2 and C(=NR⁴³)R⁴¹;

R⁴¹ is alkyl, aryl, heteroaryl, aralkyl, heteroaralkyl, cycloalkyl, alkylamino, dialkylamino, arylamino, diarylamino, alkylsulfonylamino, arylsulfonylamino, alkylsulfonylalkylamino, alkylsulfonylarylamino, arylsulfonylalkylamino or

35 arylsulfonylarylamino; and

R⁴³ is selected from hydroxy, alkoxy, alkyl and aryl, wherein

-185-

R⁴¹ and R⁴³ are unsubstituted or substituted with one or more substituents selected from Y, which is alkoxy, halide, pseudohalide, carboxyl, alkoxycarbonyl, aryloxycarbonyl or hydroxy, with the proviso that the compound is not N-(4-chloro-3-methyl-5-isoxazolyl)-2-(2,4,6-

5 trimethylphenylaminocarbonyl)-thiophene-3-sulfonamide, N-(4-chloro-3-methyl-5-isoxazolyl)-2-(2,4,6-trimethyl)phenylacetyl-3-thiophenesulfonamide, N-(3,4-dimethyl-5-isoxazolyl)-2-[(2,4,6-trimethylphenoxy)carbonyl]thiophene-3-sulfonamide, N-(4-chloro-3-methyl-5-isoxazolyl)-2-[(2,4,6-trimethylphenoxy)carbonyl]thiophene-3-sulfonamide or N-(4-bromo-3-methyl-5-isoxazolyl)-2-[(2,4,6-

10 trimethylphenoxy)-carbonyl]thiophene-3-sulfonamide.

45. The compound of claim 44, wherein Ar¹ is 3-isoxazolyl or 5-isoxazolyl.

46. The compound of claim 44 or claim 45, wherein:

R³ and R⁴ are each independently hydrogen, alkyl, halo, cyano, cyanomethyl, acetyl or cycloalkyl, or together form alkylene;

15

R⁵, R⁶ and R⁷ are each independently selected as in (i) or (ii), with the proviso that at most one of R⁵, R⁶ and R⁷ is hydrogen:

(i) R⁶ is hydrogen, unsubstituted alkyl, hydroxy, unsubstituted alkoxy, C(O)R⁴¹, carbamoyloxy or alkoxycarbonyloxy, and

20 R⁵ and R⁷ are each independently selected from hydrogen, unsubstituted alkyl, hydroxy, C(O)R⁴¹, carbamoyloxy or alkoxycarbonyloxy; or

(ii) if at least one of R³ and R⁴ is not hydrogen, then any two may form methylenedioxy, and the other is selected as in (i);

x is 0 or 1;

25 n is 2;

R⁴¹ is alkyl, cycloalkyl, alkylamino, dialkylamino, arylamino, diarylamino, alkylsulfonylamino or arylsulfonylamino; and

R⁴³ is hydroxy or alkoxy.

47. The compound of any of claims 44-46, wherein:

30 Ar¹ is 4-chloro-3-methyl-5-isoxazolyl;

R³ and R⁴ are each independently hydrogen, methyl, cyclopropyl, fluoro, chloro, cyano, cyanomethyl or acetyl, or together form propylene;

-186-

R⁵, R⁶ and R⁷ are each independently selected from (i) or (ii), with the proviso that at most one of R⁵, R⁶ and R⁷ is hydrogen:

(i) R⁶ is selected from hydrogen, methyl, hydroxy, methoxy, acetyl, carbamoyloxy and methoxycarbonyloxy, and

5 R⁵ and R⁷ are each independently hydrogen, methyl, hydroxy, acetyl, carbamoyloxy and methoxycarbonyloxy; or

(ii) if at least one of R³ and R⁴ is not hydrogen, then R⁶ and R⁷ may form methylenedioxy and R⁵ is selected as in (i); and

R⁴⁵ is acetyl, propanoyl, 2-methylpropanoyl, cyclopropylcarbonyl,
10 benzoyl, cyclohexylcarbonyl, methyl, 1-hydroxy-1-ethyl, hydroxymethyl, methoxyacetyl, fluoroacetyl, carboxyacetyl, hydroxyacetyl, oximinoacetyl or SO₂R⁴¹.

48. The compound of claim 44 selected from the group consisting of:

15 N-(2-acetyl-4,6-dimethylphenyl)-3-(((4-chloro-3-methyl-5-isoxazolyl)amino)sulfonyl)-2-thiophenecarboxamide,

N-(2-benzoyl-4,6-dimethylphenyl)-3-(((4-chloro-3-methyl-5-isoxazolyl)amino)sulfonyl)-2-thiophenecarboxamide,

3-(((4-chloro-3-methyl-5-isoxazolyl)amino)sulfonyl)-N-(2-hydroxyethanimidoyl)-4,6-dimethylphenyl)-2-thiophenecarboxamide,

20 3-(((4-chloro-3-methyl-5-isoxazolyl)amino)sulfonyl)-N-(2,4-dimethyl-6-propionylphenyl)-2-thiophenecarboxamide,

3-(((4-chloro-3-methyl-5-isoxazolyl)amino)sulfonyl)-N-(2-isobutyryl-4,6-dimethylphenyl)-2-thiophenecarboxamide,

25 3-(((4-chloro-3-methyl-5-isoxazolyl)amino)sulfonyl)-N-(2-(cyclohexylcarbonyl)-4,6-dimethylphenyl)-2-thiophenecarboxamide,

3-(((4-chloro-3-methyl-5-isoxazolyl)amino)sulfonyl)-N-(2-(cyclopropylcarbonyl)-4,6-dimethylphenyl)-2-thiophenecarboxamide,

3-(((3-(((4-chloro-3-methyl-5-isoxazolyl)amino)sulfonyl)-2-thienyl)carbonyl)amino)-2,4,6-trimethylphenyl carbamate,

30 3-(((3-(((4-chloro-3-methyl-5-isoxazolyl)amino)sulfonyl)-2-thienyl)carbonyl)amino)-2,4,6-trimethylphenyl methyl carbonate,

-187-

N-(4-chloro-3-methyl-5-isoxazolyl)-2-(2-(3-methoxy-2,4,6-trimethylphenyl)acetyl)-3-thiophenesulfonamide,

N-(4-chloro-3-methyl-5-isoxazolyl)-2-(2-(3-hydroxy-2,4,6-trimethylphenyl)acetyl)-3-thiophenesulfonamide,

5 3-(((4-chloro-3-methyl-5-isoxazolyl)amino)sulfonyl)-N-(2-(2-hydroxy-1-methylethyl)-4,6-dimethylphenyl)-2-thiophenecarboxamide,

3-(((4-chloro-3-methyl-5-isoxazolyl)amino)sulfonyl)-N-(2-(2-hydroxyethyl)-4,6-dimethylphenyl)-2-thiophenecarboxamide,

10 3-(((4-chloro-3-methyl-5-isoxazolyl)amino)sulfonyl)-N-(2-(2,6-diacetyl)-4-methylphenyl)-2-thiophenecarboxamide,

3-(((4-chloro-3-methyl-5-isoxazolyl)amino)sulfonyl)-N-(2-(2-methoxyacetyl)-4,6-dimethylphenyl)-2-thiophenecarboxamide,

3-(2-(((4-chloro-3-methyl-5-isoxazolyl)amino)sulfonyl)-2-thienyl)carbonyl)amino)-3,5-dimethylphenyl)-3-oxopropanoic acid,

15 3-(((4-chloro-3-methyl-5-isoxazolyl)amino)sulfonyl)-N-(2-glycolyl-4,6-dimethylphenyl)-2-thiophenecarboxamide,

3-(((4-chloro-3-methyl-5-isoxazolyl)amino)sulfonyl)-N-(2,4-dimethyl-6-methylsulfonylphenyl)-2-thiophenecarboxamide,

20 3-(((4-chloro-3-methyl-5-isoxazolyl)amino)sulfonyl)-N-(2,4-dimethyl-6-((methylamino)sulfonyl)phenyl)-2-thiophenecarboxamide,

3-(((4-chloro-3-methyl-5-isoxazolyl)amino)sulfonyl)-N-(2,4-dimethyl-6-((dimethylamino)sulfonyl)phenyl)-2-thiophenecarboxamide,

3-(((4-chloro-3-methyl-5-isoxazolyl)amino)sulfonyl)-N-(2,4-dimethyl-6-(((methylsulfonyl)amino)carbonyl)phenyl)-2-thiophenecarboxamide,

25 3-(((4-chloro-3-methyl-5-isoxazolyl)amino)sulfonyl)-N-(2-(2-fluoroacetyl)-4,6-dimethylphenyl)-2-thiophenecarboxamide,

N-(2-acetyl-4,6-dimethylphenyl)-3-(((4-chloro-3-methyl-5-isoxazolyl)amino)sulfonyl)-5-methyl-2-thiophenecarboxamide,

30 N-(2-benzoyl-4,6-dimethylphenyl)-3-(((4-chloro-3-methyl-5-isoxazolyl)amino)sulfonyl)-5-methyl-2-thiophenecarboxamide,

3-(((4-chloro-3-methyl-5-isoxazolyl)amino)sulfonyl)-N-(2-hydroxyethanimidoyl)-4,6-dimethylphenyl)-5-methyl-2-thiophenecarboxamide,

-188-

- 3-(((4-chloro-3-methyl-5-isoxazolyl)amino)sulfonyl)-N-(2,4-dimethyl-6-propionylphenyl)-5-methyl-2-thiophenecarboxamide,
- 3-(((4-chloro-3-methyl-5-isoxazolyl)amino)sulfonyl)-N-(2-isobutyryl-4,6-dimethylphenyl)-5-methyl-2-thiophenecarboxamide,
- 5** 3-(((4-chloro-3-methyl-5-isoxazolyl)amino)sulfonyl)-N-(2-(cyclohexylcarbonyl)-4,6-dimethylphenyl)-5-methyl-2-thiophenecarboxamide,
- 3-(((4-chloro-3-methyl-5-isoxazolyl)amino)sulfonyl)-N-(2-(cyclopropylcarbonyl)-4,6-dimethylphenyl)-5-methyl-2-thiophenecarboxamide,
- 10** 3-(((3-(((4-chloro-3-methyl-5-isoxazolyl)amino)sulfonyl)-2-(5-methylthienyl))carbonyl)amino)-2,4,6-trimethylphenyl carbamate,
- 3-(((3-(((4-chloro-3-methyl-5-isoxazolyl)amino)sulfonyl)-2-(5-methylthienyl))carbonyl)amino)-2,4,6-trimethylphenyl methyl carbonate,
- N-(4-chloro-3-methyl-5-isoxazolyl)-2-(2-(3-methoxy-2,4,6-trimethylphenyl)acetyl)-5-methyl-3-thiophenesulfonamide,
- 15** N-(4-chloro-3-methyl-5-isoxazolyl)-2-(2-(3-hydroxy-2,4,6-trimethylphenyl)acetyl)-5-methyl-3-thiophenesulfonamide,
- 3-(((4-chloro-3-methyl-5-isoxazolyl)amino)sulfonyl)-N-(2-(2-hydroxy-1-methylethyl)-4,6-dimethylphenyl)-5-methyl-2-thiophenecarboxamide,
- 3-(((4-chloro-3-methyl-5-isoxazolyl)amino)sulfonyl)-N-(2-(2-hydroxy-
- 20** ethyl)-4,6-dimethylphenyl)-5-methyl-2-thiophenecarboxamide,
- 3-(((4-chloro-3-methyl-5-isoxazolyl)amino)sulfonyl)-N-(2-(2,6-diacetyl)-4-methylphenyl)-5-methyl-2-thiophenecarboxamide,
- 3-(((4-chloro-3-methyl-5-isoxazolyl)amino)sulfonyl)-N-(2-(2-methoxyacetyl)-4,6-dimethylphenyl)-5-methyl-2-thiophenecarboxamide,
- 25** 3-(2-(((4-chloro-3-methyl-5-isoxazolyl)amino)sulfonyl)-2-(5-methylthienyl))carbonyl)amino)-3,5-dimethylphenyl)-3-oxopropanoic acid,
- 3-(((4-chloro-3-methyl-5-isoxazolyl)amino)sulfonyl)-N-(2-glycolyl-4,6-dimethylphenyl)-5-methyl-2-thiophenecarboxamide,
- 3-(((4-chloro-3-methyl-5-isoxazolyl)amino)sulfonyl)-N-(2,4-dimethyl-6-
- 30** methylsulfonyl)phenyl)-5-methyl-2-thiophenecarboxamide,
- 3-(((4-chloro-3-methyl-5-isoxazolyl)amino)sulfonyl)-N-(2,4-dimethyl-6-((methylamino)sulfonyl)phenyl)-5-methyl-2-thiophenecarboxamide,

-189-

- 3-(((4-chloro-3-methyl-5-isoxazolyl)amino)sulfonyl)-N-(2,4-dimethyl-6-
 ((dimethylamino)sulfonyl)phenyl)-5-methyl-2-thiophenecarboxamide,
- 3-(((4-chloro-3-methyl-5-isoxazolyl)amino)sulfonyl)-N-(2,4-dimethyl-6-
 (((methylsulfonyl)amino)carbonyl)phenyl)-5-methyl-2-thiophenecarboxamide,
- 5 3-(((4-chloro-3-methyl-5-isoxazolyl)amino)sulfonyl)-N-(2-(2-fluoroacetyl)-
 4,6-dimethylphenyl)-5-methyl-2-thiophenecarboxamide,
- N-(6-acetyl-4-methyl-1,3-benzodioxol-5-yl)-3-(((4-chloro-3-methyl-5-
 isoxazolyl)amino)sulfonyl)-5-methyl-2-thiophenecarboxamide,
- N-(4-acetyl-6-methyl-1,3-benzodioxol-5-yl)-3-(((4-chloro-3-methyl-5-
 10 isoxazolyl)amino)sulfonyl)-5-methyl-2-thiophenecarboxamide,
- N-(2-acetyl-4,6-dimethylphenyl)-3-(((4-chloro-3-methyl-5-
 isoxazolyl)amino)sulfonyl)-4-methyl-2-thiophenecarboxamide,
- N-(2-benzoyl-4,6-dimethylphenyl)-3-(((4-chloro-3-methyl-5-
 isoxazolyl)amino)sulfonyl)-4-methyl-2-thiophenecarboxamide,
- 15 3-(((4-chloro-3-methyl-5-isoxazolyl)amino)sulfonyl)-N-(2-
 hydroxyethanimidoyl)-4,6-dimethylphenyl)-4-methyl-2-thiophenecarboxamide,
- 3-(((4-chloro-3-methyl-5-isoxazolyl)amino)sulfonyl)-N-(2,4-dimethyl-6-
 propionylphenyl)-4-methyl-2-thiophenecarboxamide,
- 3-(((4-chloro-3-methyl-5-isoxazolyl)amino)sulfonyl)-N-(2-isobutyryl-4,6-
 20 dimethylphenyl)-4-methyl-2-thiophenecarboxamide,
- 3-(((4-chloro-3-methyl-5-isoxazolyl)amino)sulfonyl)-N-(2-
 (cyclohexylcarbonyl)-4,6-dimethylphenyl)-4-methyl-2-thiophenecarboxamide,
- 3-(((4-chloro-3-methyl-5-isoxazolyl)amino)sulfonyl)-N-(2-
 (cyclopropylcarbonyl)-4,6-dimethylphenyl)-4-methyl-2-thiophenecarboxamide,
- 25 3-(((3-(((4-chloro-3-methyl-5-isoxazolyl)amino)sulfonyl)-2-(4-
 methylthienyl))carbonyl)amino)-2,4,6-trimethylphenyl carbamate,
- 3-(((3-(((4-chloro-3-methyl-5-isoxazolyl)amino)sulfonyl)-2-(4-
 methylthienyl))carbonyl)amino)-2,4,6-trimethylphenyl methyl carbonate,
- N-(4-chloro-3-methyl-5-isoxazolyl)-2-(2-(3-methoxy-2,4,6-
 30 trimethylphenyl)acetyl)-4-methyl-3-thiophenesulfonamide,
- N-(4-chloro-3-methyl-5-isoxazolyl)-2-(2-(3-hydroxy-2,4,6-
 trimethylphenyl)acetyl)-4-methyl-3-thiophenesulfonamide,

-190-

- 3-(((4-chloro-3-methyl-5-isoxazolyl)amino)sulfonyl)-N-(2-(2-hydroxy-1-methylethyl)-4,6-dimethylphenyl)-4-methyl-2-thiophenecarboxamide,
- 3-(((4-chloro-3-methyl-5-isoxazolyl)amino)sulfonyl)-N-(2-(2-hydroxyethyl)-4,6-dimethylphenyl)-4-methyl-2-thiophenecarboxamide,
- 5 3-(((4-chloro-3-methyl-5-isoxazolyl)amino)sulfonyl)-N-(2-(2,6-diacetyl)-4-methylphenyl)-4-methyl-2-thiophenecarboxamide,
- 3-(((4-chloro-3-methyl-5-isoxazolyl)amino)sulfonyl)-N-(2-(2-methoxyacetyl)-4,6-dimethylphenyl)-4-methyl-2-thiophenecarboxamide,
- 3-(2-(((4-chloro-3-methyl-5-isoxazolyl)amino)sulfonyl)-2-(4-methylthienyl))carbonyl)amino)-3,5-dimethylphenyl)-3-oxopropanoic acid,
- 10 3-(((4-chloro-3-methyl-5-isoxazolyl)amino)sulfonyl)-N-(2-glycolyl-4,6-dimethylphenyl)-4-methyl-2-thiophenecarboxamide,
- 3-(((4-chloro-3-methyl-5-isoxazolyl)amino)sulfonyl)-N-(2,4-dimethyl-6-methylsulfonyl)phenyl)-4-methyl-2-thiophenecarboxamide,
- 15 3-(((4-chloro-3-methyl-5-isoxazolyl)amino)sulfonyl)-N-(2,4-dimethyl-6-((methylamino)sulfonyl)phenyl)-4-methyl-2-thiophenecarboxamide,
- 3-(((4-chloro-3-methyl-5-isoxazolyl)amino)sulfonyl)-N-(2,4-dimethyl-6-((dimethylamino)sulfonyl)phenyl)-4-methyl-2-thiophenecarboxamide,
- 3-(((4-chloro-3-methyl-5-isoxazolyl)amino)sulfonyl)-N-(2,4-dimethyl-6-(((methylsulfonyl)amino)carbonyl)phenyl)-4-methyl-2-thiophenecarboxamide,
- 20 3-(((4-chloro-3-methyl-5-isoxazolyl)amino)sulfonyl)-N-(2-(2-fluoroacetyl)-4,6-dimethylphenyl)-4-methyl-2-thiophenecarboxamide,
- N-(6-acetyl-4-methyl-1,3-benzodioxol-5-yl)-3-(((4-chloro-3-methyl-5-isoxazolyl)amino)sulfonyl)-4-methyl-2-thiophenecarboxamide,
- 25 N-(4-acetyl-6-methyl-1,3-benzodioxol-5-yl)-3-(((4-chloro-3-methyl-5-isoxazolyl)amino)sulfonyl)-4-methyl-2-thiophenecarboxamide,
- N-(2-acetyl-4,6-dimethylphenyl)-3-(((4-chloro-3-methyl-5-isoxazolyl)amino)sulfonyl)-4,5-dimethyl-2-thiophenecarboxamide,
- N-(2-benzoyl-4,6-dimethylphenyl)-3-(((4-chloro-3-methyl-5-isoxazolyl)amino)sulfonyl)-4,5-dimethyl-2-thiophenecarboxamide,
- 30

-191-

3-(((4-chloro-3-methyl-5-isoxazolyl)amino_)sulfonyl)-N-(2-hydroxyethanimidoyl)-4,6-dimethylphenyl)-4,5-dimethyl-2-thiophenecarboxamide,

5 3-(((4-chloro-3-methyl-5-isoxazolyl)amino)sulfonyl)-N-(2,4-dimethyl-6-propionylphenyl)-4,5-dimethyl-2-thiophenecarboxamide,

3-(((4-chloro-3-methyl-5-isoxazolyl)amino)sulfonyl)-N-(2-isobutyryl-4,6-dimethylphenyl)-4,5-dimethyl-2-thiophenecarboxamide,

3-(((4-chloro-3-methyl-5-isoxazolyl)amino)sulfonyl)-N-(2-(cyclohexylcarbonyl)-4,6-dimethylphenyl)-4,5-dimethyl-2-thiophenecarboxamide,

10 3-(((4-chloro-3-methyl-5-isoxazolyl)amino)sulfonyl)-N-(2-(cyclopropylcarbonyl)-4,6-dimethylphenyl)-4,5-dimethyl-2-thiophenecarboxamide,

3-(((3-(((4-chloro-3-methyl-5-isoxazolyl)amino)sulfonyl)-2-(4,5-dimethylthienyl))carbonyl)amino)-2,4,6-trimethylphenyl carbamate,

15 3-(((3-(((4-chloro-3-methyl-5-isoxazolyl)amino)sulfonyl)-2-(4,5-dimethylthienyl))carbonyl)amino)-2,4,6-trimethylphenyl methyl carbonate,

N-(4-chloro-3-methyl-5-isoxazolyl)-2-(2-(3-methoxy-2,4,6-trimethylphenyl)acetyl)-4,5-dimethyl-3-thiophenesulfonamide,

20 N-(4-chloro-3-methyl-5-isoxazolyl)-2-(2-(3-hydroxy-2,4,6-trimethylphenyl)acetyl)-4,5-dimethyl-3-thiophenesulfonamide,

3-(((4-chloro-3-methyl-5-isoxazolyl)amino)sulfonyl)-N-(2-(2-hydroxy-1-methylethyl)-4,6-dimethylphenyl)-4,5-dimethyl-2-thiophenecarboxamide,

3-(((4-chloro-3-methyl-5-isoxazolyl)amino)sulfonyl)-N-(2-(2-hydroxyethyl)-4,6-dimethylphenyl)-4,5-dimethyl-2-thiophenecarboxamide,

25 3-(((4-chloro-3-methyl-5-isoxazolyl)amino)sulfonyl)-N-(2-(2,6-diacetyl)-4-methylphenyl)-4,5-dimethyl-2-thiophenecarboxamide,

3-(((4-chloro-3-methyl-5-isoxazolyl)amino)sulfonyl)-N-(2-(2-methoxyacetyl)-4,6-dimethylphenyl)-4,5-dimethyl-2-thiophenecarboxamide,

30 3-(2-(((4-chloro-3-methyl-5-isoxazolyl)amino)sulfonyl)-2-(4,5-dimethylthienyl))carbonyl)amino)-3,5-dimethylphenyl)-3-oxopropanoic acid,

3-(((4-chloro-3-methyl-5-isoxazolyl)amino)sulfonyl)-N-(2-glycolyl-4,6-dimethylphenyl)-4,5-dimethyl-2-thiophenecarboxamide,

-192-

- 3-(((4-chloro-3-methyl-5-isoxazolyl)amino)sulfonyl)-N-(2,4-dimethyl-6-methylsulfonyl)phenyl)-4,5-dimethyl-2-thiophenecarboxamide,
- 3-(((4-chloro-3-methyl-5-isoxazolyl)amino)sulfonyl)-N-(2,4-dimethyl-6-((methylamino)sulfonyl)phenyl)-4,5-dimethyl-2-thiophenecarboxamide,
- 5** 3-(((4-chloro-3-methyl-5-isoxazolyl)amino)sulfonyl)-N-(2,4-dimethyl-6-((dimethylamino)sulfonyl)phenyl)-4,5-dimethyl-2-thiophenecarboxamide,
- 3-(((4-chloro-3-methyl-5-isoxazolyl)amino)sulfonyl)-N-(2,4-dimethyl-6-(((methylsulfonyl)amino)carbonyl)phenyl)-4,5-dimethyl-2-thiophenecarboxamide,
- 10** 3-(((4-chloro-3-methyl-5-isoxazolyl)amino)sulfonyl)-N-(2-(2-fluoroacetyl)-4,6-dimethylphenyl)-4,5-dimethyl-2-thiophenecarboxamide,
- N-(6-acetyl-4-methyl-1,3-benzodioxol-5-yl)-3-(((4-chloro-3-methyl-5-isoxazolyl)amino)sulfonyl)-4,5-dimethyl-2-thiophenecarboxamide,
- N-(4-acetyl-6-methyl-1,3-benzodioxol-5-yl)-3-(((4-chloro-3-methyl-5-isoxazolyl)amino)sulfonyl)-4,5-dimethyl-2-thiophenecarboxamide,
- 15** N-(2-acetyl-4,6-dimethylphenyl)-3-(((4-chloro-3-methyl-5-isoxazolyl)amino)sulfonyl)-5-cyclopropyl-2-thiophenecarboxamide,
- 5-acetyl-(N-(2-acetyl-4,6-dimethylphenyl)-3-(((4-chloro-3-methyl-5-isoxazolyl)amino)sulfonyl)-2-thiophenecarboxamide,
- N-(2-acetyl-4,6-dimethylphenyl)-3-(((4-chloro-3-methyl-5-isoxazolyl)amino)sulfonyl)-5-cyano-2-thiophenecarboxamide,
- 20** N-(2-acetyl-4,6-dimethylphenyl)-3-(((4-chloro-3-methyl-5-isoxazolyl)amino)sulfonyl)-5-(cyanomethyl)-2-thiophenecarboxamide,
- N-(2-acetyl-4,6-dimethylphenyl)-3-(((4-chloro-3-methyl-5-isoxazolyl)amino)sulfonyl)-5-fluoro-2-thiophenecarboxamide,
- 25** N-(2-acetyl-4,6-dimethylphenyl)-3-(((4-chloro-3-methyl-5-isoxazolyl)amino)sulfonyl)-5-chloro-2-thiophenecarboxamide, and
- N-2-acetyl-4,6-dimethylphenyl)-5-chloro-3-(((4-chloro-3-methyl-5-isoxazolyl)amino)sulfonyl)-4,5,6,7-tetrahydro-1-benzothiophene-2-carboxamide.
49. The compound of claim 48 that is a sodium salt.
- 30** 50. The compound of claim 49 selected from the group consisting of N-(2-acetyl-4,6-dimethylphenyl)-3-(((4-chloro-3-methyl-5-isoxazolyl)amino)sulfonyl)-2-thiophenecarboxamide and N-(2-acetyl-4,6-

-193-

dimethylphenyl)-3-(((4-chloro-3-methyl-5-isoxazolyl)amino)sulfonyl)-5-methyl-2-thiophenecarboxamide.

51. The compound of claim 44 selected from the group consisting of N-(2-acetyl-4,6-dimethylphenyl)-3-(((4-chloro-3-methyl-5-isoxazolyl)amino)sulfonyl)-2-thiophenecarboxamide and N-(2-acetyl-4,6-dimethylphenyl)-3-(((4-chloro-3-methyl-5-isoxazolyl)amino)sulfonyl)-5-methyl-2-thiophenecarboxamide.

52. The compound of any of claims 44-47, wherein R³ and R⁴ are hydrogen or methyl.

53. The compound of any of claims 44-47, wherein R³ and R⁴ are methyl.

54. The compound of any of claims 44-47, wherein R³ is methyl and R⁴ is hydrogen.

55. The compound of any of claims 44-47, wherein R⁴ is methyl and R³ is hydrogen.

56. A pharmaceutical composition, comprising the salt of any of claims 1-43 in a pharmaceutically acceptable vehicle.

57. A pharmaceutical composition, comprising the compound of any of claims 44-55 in a pharmaceutically acceptable vehicle.

58. The composition of claim 56 or 57 that is formulated for oral administration.

59. The composition of claim 56 or 57 that is formulated for parenteral administration.

60. The composition of claim 56 or 57 that is formulated as a tablet or capsule.

61. A process for preparing a lyophilized powder, comprising: mixing a salt of compound of any of claims 1-43 with a sufficient amount of a solution containing a sugar to produce a solution thereof; sterile-filtering the resulting solution; and lyophilizing the filtered solution to produce a powder.

62. A process for preparing a lyophilized powder, comprising:

-194-

mixing a salt of any of the compounds of claims 44-55 with a sufficient amount of a solution containing a sugar to produce a solution thereof; sterile-filtering the resulting solution; and lyophilizing the filtered solution to produce a powder.

5 63. The process of claim 61 or claim 62, wherein the sugar is dextrose or sorbitol.

64. A lyophilized powder produced by the method of claim 61 or claim 62.

10 65. The powder of claim 64, wherein:
the pharmaceutically-acceptable salt is a calcium, lithium, magnesium, potassium, sodium hydrogen phosphate, disodium phosphate, sodium or zinc salt.

66. The powder of claim 64, wherein the pharmaceutically-acceptable salt is a sodium salt.

15 67. The powder of claim 64, wherein the compound is a salt of N-(4-chloro-3-methyl-5-isoxazolyl)-2-[2-methyl-4,5-(methylenedioxy)phenyl-acetyl]thiophene-3-sulfonamide.

68. A combination, comprising the powder of claim 64 and a sterile vessel containing a single dosage or multiple dosage amount thereof.

20 69. The combination of claim 68, wherein the vessel is an ampoule, vial or syringe.

70. A pharmaceutical composition formulated for single dosage or multiple dosage administration prepared by mixing a single dosage of the powder of claim 64 with an aqueous medium.

25 71. The pharmaceutical composition of claim 70, wherein the final concentration of the sulfonamide salt is between about 1 mg/mL and about 500 mg/mL.

72. A combination comprising:
a sterile vial containing the pharmaceutical composition of claim 70.

30 73. The combination of claim 72, wherein the amount is for single dose administration.

-195-

74. The combination of claim 73, wherein the sterile vial also contains an amount of sterile water for injection wherein the final concentration of the sulfonamide sodium salt is 12.5 mg/mL or 25 mg/mL.

5 75. The composition of claim 60, comprising:
about 50-100% by weight of the compound;
about 0-25% by weight of an diluent or a binder;
about 0-10% by weight of a disintegrant; and
about 0-5% of a lubricant.

10 76. The composition of claim 75, wherein:
the binder is microcrystalline cellulose;
the diluent is lactose;
the disintegrant is croscarmellose sodium or sodium starch glycolate; and
the lubricant is magnesium stearate.

15 77. The composition of claim 75, wherein:
the compound is a sodium salt of N-(4-chloro-3-methyl-5-isoxazolyl)-2-[2-methyl-4,5-(methylenedioxy)phenylacetyl]thiophene-3-sulfonamide.

20 78. A method for the treatment of endothelin-mediated diseases, comprising administering an effective amount of the composition of claim 56 or 57 or 75-77, wherein the effective amount is sufficient to ameliorate one or more of the symptoms of the disease.

79. The method of claim 78, wherein the compound is a sodium salt of N-(4-chloro-3-methyl-5-isoxazolyl)-2-[2-methyl-4,5-(methylenedioxy)phenylacetyl]thiophene-3-sulfonamide.

25 80. The method of claim 78, wherein the compound is a sodium salt of N-(2-acetyl-4,6-dimethylphenyl)-3-(((4-chloro-3-methyl-5-isoxazolyl)amino)sulfonyl)-2-thiophenecarboxamide or N-(2-acetyl-4,6-dimethylphenyl)-3-(((4-chloro-3-methyl-5-isoxazolyl)amino)sulfonyl)-5-methyl-2-thiophenecarboxamide.

30 81. The method of claim 78, wherein the disease is selected from the group consisting of hypertension, cardiovascular disease, asthma, pulmonary hypertension, inflammatory diseases, ophthalmologic disease, menstrual disorders, obstetric conditions, wounds, gastroenteric disease, renal failure,

-196-

immunosuppressant-mediated renal vasoconstriction, erythropoietin-mediated vasoconstriction, endotoxin shock, pulmonary hypertension, anaphylactic shock and hemorrhagic shock.

82. An article of manufacture, comprising packaging material and a
5 salt of any of claims 1-43 within the packaging material, wherein the compound is effective for antagonizing the effects of endothelin, ameliorating the symptoms of an endothelin-mediated disorder, or inhibiting the binding of an endothelin peptide to an ET receptor with an IC_{50} of less than about $10 \mu M$, and the packaging material includes a label that indicates that the compound salt is
10 used for antagonizing the effects of endothelin, inhibiting the binding of endothelin to an endothelin receptor or treating an endothelin-mediated disorder.

83. An article of manufacture, comprising packaging material and a salt of the compounds of any of claims 44-55 within the packaging material, wherein the compound is effective for antagonizing the effects of endothelin,
15 ameliorating the symptoms of an endothelin-mediated disorder, or inhibiting the binding of an endothelin peptide to an ET receptor with an IC_{50} of less than about $10 \mu M$, and the packaging material includes a label that indicates that the compound salt is used for antagonizing the effects of endothelin, inhibiting the binding of endothelin to an endothelin receptor or treating an endothelin-
20 mediated disorder.

84. The article of manufacture of claim 82 or 83, wherein the salt is a sodium salt.

85. The article of manufacture of claim 82 or 84, wherein the salt is
25 N-(4-chloro-3-methyl-5-isoxazolyl)-2-[2-methyl-4,5-(methylenedioxy)phenyl-acetyl]thiophene-3-sulfonamide.

86. The article of manufacture of claim 83, wherein the compound is selected from the group consisting of N-(2-acetyl-4,6-dimethylphenyl)-3-(((4-chloro-3-methyl-5-isoxazolyl)amino)sulfonyl)-2-thiophenecarboxamide and N-(2-acetyl-4,6-dimethylphenyl)-3-(((4-chloro-3-methyl-5-isoxazolyl)amino)sulfonyl)-5-
30 methyl-2-thiophenecarboxamide or salts thereof.

87. Use of the salts of any of claims 1-43 for the treatment of endothelin-mediated disorders.

-197-

88. Use of the salts of any of claims 1-43 for the formulation of a medicament for the treatment of endothelin-mediated disorders.

89. Use of the compounds of any of claims 44-55 for the treatment of endothelin-mediated disorders.

5 90. Use of the compounds of any of claims 44-55 for the formulation of a medicament for the treatment of endothelin-mediated disorders.

91. The powder of claim 64, wherein the compound is a sodium salt of N-(2-acetyl-4,6-dimethylphenyl)-3-(((4-chloro-3-methyl-5-isoxazolyl)amino)sulfonyl)-2-thiophenecarboxamide or N-(2-acetyl-4,6-
10 dimethylphenyl)-3-(((4-chloro-3-methyl-5-isoxazolyl)amino)sulfonyl)-5-methyl-2-thiophenecarboxamide.

92. The composition of claim 75, wherein the compound is a sodium salt of N-(2-acetyl-4,6-dimethylphenyl)-3-(((4-chloro-3-methyl-5-isoxazolyl)amino)sulfonyl)-2-thiophenecarboxamide or N-(2-acetyl-4,6-
15 dimethylphenyl)-3-(((4-chloro-3-methyl-5-isoxazolyl)amino)sulfonyl)-5-methyl-2-thiophenecarboxamide.

93. A process of making an alkali metal salt of a hydrophobic free sulfonamide comprising the steps of:

- 20** (a) dissolving the free sulfonamide in an organic solvent;
(b) washing the dissolved free sulfonamide with a saturated solution of a salt of the alkali metal; and
(c) recovering the alkali metal salt of the sulfonamide.

94. The process of claim 93 wherein the organic solvent is ethyl acetate.

25 95. The process of claim 93 wherein the alkali metal is sodium, potassium, calcium or magnesium.

96. The process of claim 95 wherein the alkali metal is sodium.

97. The process of claim 96 wherein the saturated solution of a salt of the alkali metal is saturated sodium bicarbonate, or sodium carbonate.

30 98. The process of claim 97 wherein the saturated solution of a salt of the alkali metal is saturated sodium bicarbonate.

-198-

99. The process of claim 93 wherein recovering comprises the steps of: drying the product of step (b), concentrating that product, crystallizing the product in one or more organic, non-water miscible solvents and collecting the sulfonamide salt by filtration.

5 100. The process of claim 99 wherein the organic, non-water miscible solvents are dichloromethane and ether.

101. The process of claim 99 wherein the organic, non-water miscible solvents are dichloromethane and ether.

102. The process of claim 93, wherein the free sulfonamide is 4-chloro-
10 3-methyl-5-(2-(2-(6-methylbenzo[d][1,3]dioxol-5-yl)acetyl)-3-thienylsulfonamido)isoxazole; N²-(3-cyanomethyl-2,4,6-trimethylphenyl)-3-(4-chloro-3-methyl-5-isoxazolylsulfamoyl)-2-thiophenecarboxamide, sodium salt; N²-(3-acetyloxymethyl-2,4,6-trimethylphenyl)-3-(4-chloro-3-methyl-5-isoxazolylsulfamoyl)-2-thiophenecarboxamide, sodium salt; or N²-(3-
15 hydroxymethyl-2,4,6-trimethylphenyl)-3-(4-chloro-3-methyl-5-isoxazolylsulfamoyl)-2-thiophenecarboxamide, sodium salt.

103. The process of claim 93 wherein the free sulfonamide acid is 4-chloro-3-methyl-5-(2-(2-(6-methylbenzo[d][1,3]dioxol-5-yl)acetyl)-3-thienylsulfonamido)isoxazole is made by (a) admixing 5-chloromethyl-6-
20 methylbenzo[d][1,3]dioxole and activated magnesium in tetrahydrofuran to form a Grignard reagent; (b) adding N²-methoxy-N²-methyl-3-(4-chloro-3-methyl-5-isoxazolylsulfamoyl)-2-thiophenecarboxamide to the reaction admixture; (c) diluting the mixture from step (b) sequentially with a concentrate inorganic acid and an organic solvent to form an aqueous layer and an organic layer; and (d)
25 drying the organic layer to form a residue that contains the free acid.

104. An alkali metal salt of 4-chloro-3-methyl-5-(2-(2-(6-methylbenzo[d][1,3]dioxol-5-yl)acetyl)-3-thienylsulfonamido)isoxazole prepared by the process of claim 93.

105. 4-chloro-3-methyl-5-(2-(2-(6-methylbenzo[d][1,3]dioxol-5-
30 yl)acetyl)-3-thienylsulfonamido)isoxazole, sodium salt prepared by the process of claim 102.