# United States Patent [19]

**Hsieh**

[11] **Patent Number: Des. 285,145**

[45] **Date of Patent: ** Aug. 19, 1986**


[54] **SUITCASE OR SIMILAR ARTICLE**


[76] Inventor: **Dick M. Hsieh,** No. 12, Lane 777, Chung Shan Rd., Nan Pao Tsup, Kwei Jen, Hsiang, Tainan Hsien, Taiwan



[**] Term: **14 Years**

[21] Appl. No.: **579,677**

[22] Filed: **Feb. 13, 1984**

[52] **U.S. Cl.** ..... **D3/76;** D3/72

[58] **Field of Search** ..... D3/30.1, 72, 73, 76; 190/18 A, 100, 115



[56] **References Cited**

U.S. PATENT DOCUMENTS

| | | | |
|---|---|---|---|
| D. 258,552 | 3/1981 | Stolarz | D3/76 |
| D. 272,870 | 3/1984 | Miles et al. | D3/76 |
| D. 275,625 | 9/1984 | Petrie | D3/72 |
| D. 280,680 | 9/1985 | Bomes et al. | D3/76 |
| 3,948,365 | 4/1976 | Gregg et al. | D3/76 |
| 4,311,222 | 1/1982 | Castanier | 190/18 A |
| 4,335,896 | 6/1982 | Koppler et al. | 190/18 A |



*Primary Examiner*—George P. Word

*Attorney, Agent, or Firm*—Jeffers, Irish & Hoffman


[57] **CLAIM**

The ornamental design for a suitcase or similar article, as shown and described.

**DESCRIPTION**

FIG. **1** is a perspective view of a suitcase showing my new design;

FIG. **2** is a front elevational view thereof;

FIG. **3** is a rear elevational view thereof;

FIG. **4** is a left side elevational view thereof;

FIG. **5** is a right side elevational view thereof;

FIG. **6** is a top plan view thereof;

FIG. **7** is a bottom plan view thereof; and

FIG. **8** is a perspective view of the suitcases in upright position with the auxiliary handle in pivoted pulling position.

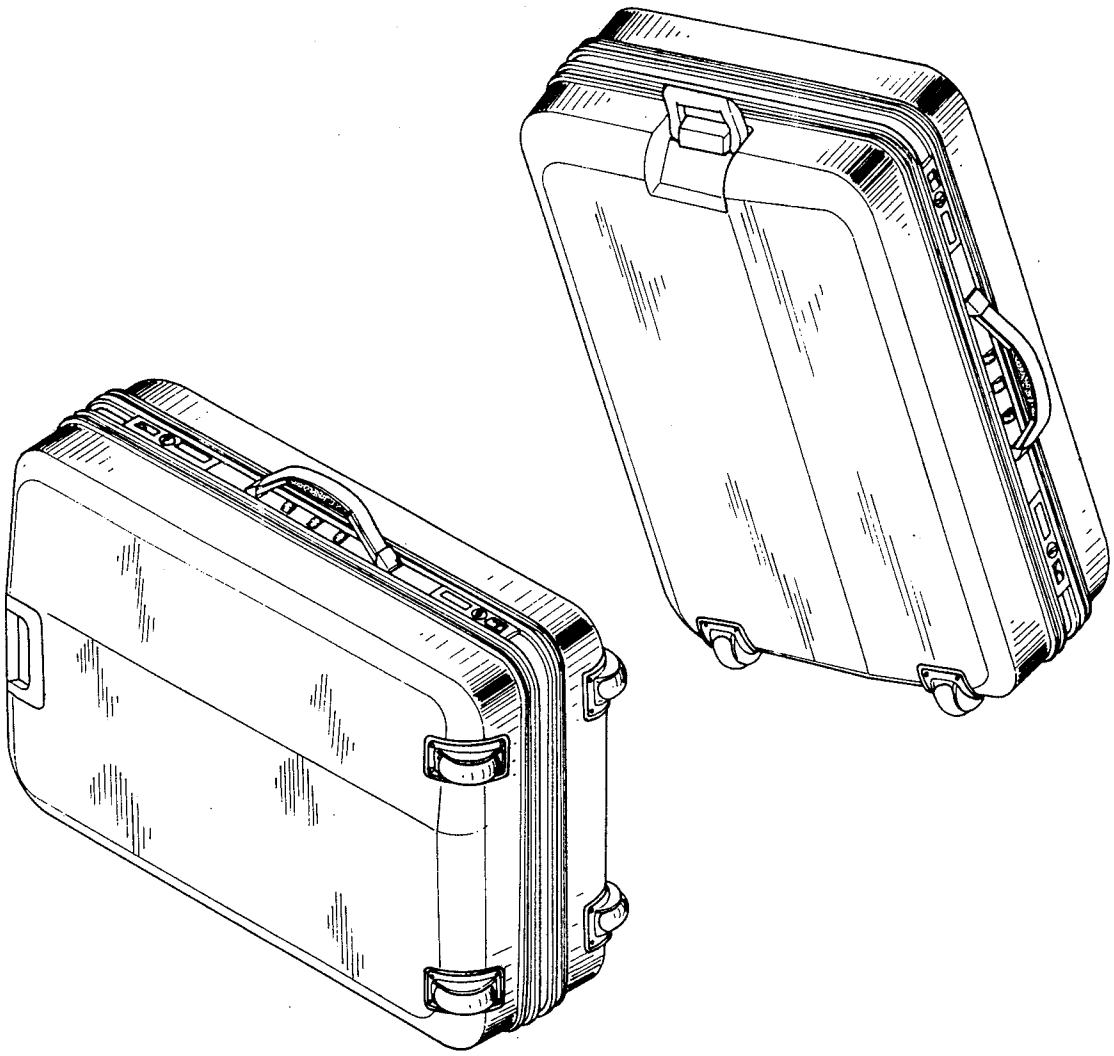

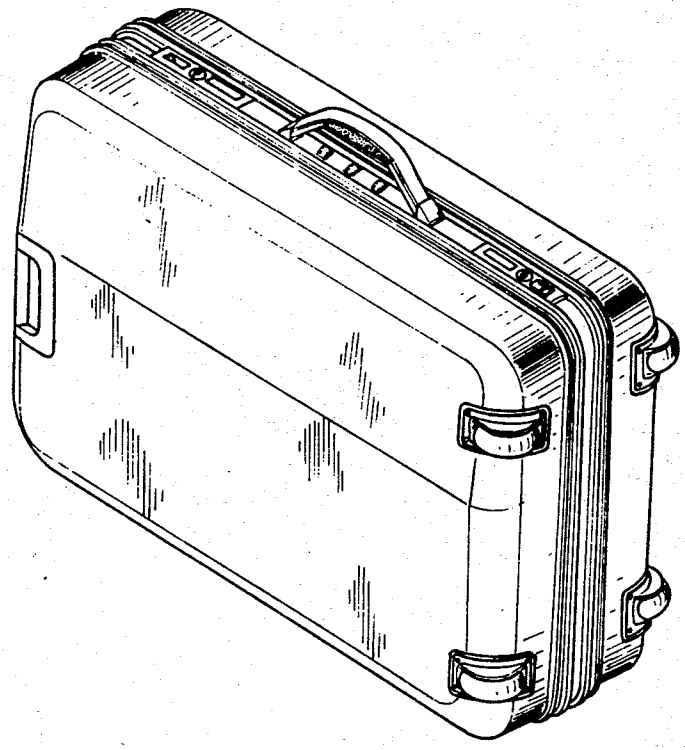

FIG. 1

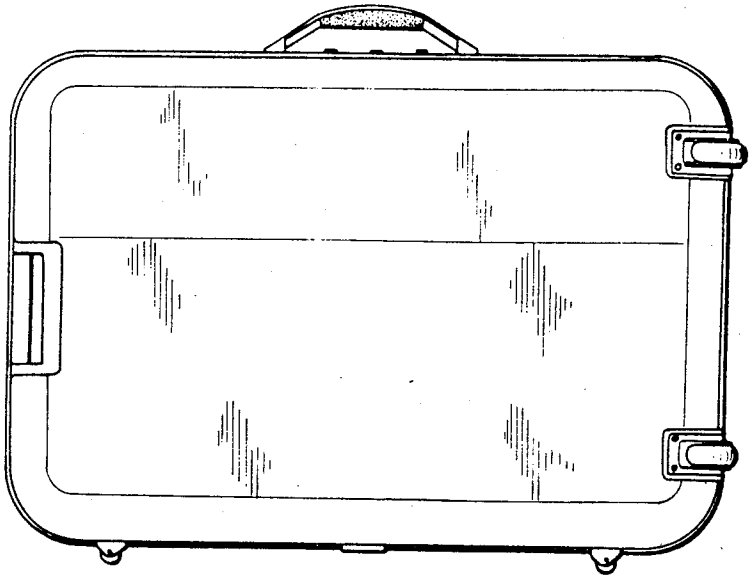

FIG. 2

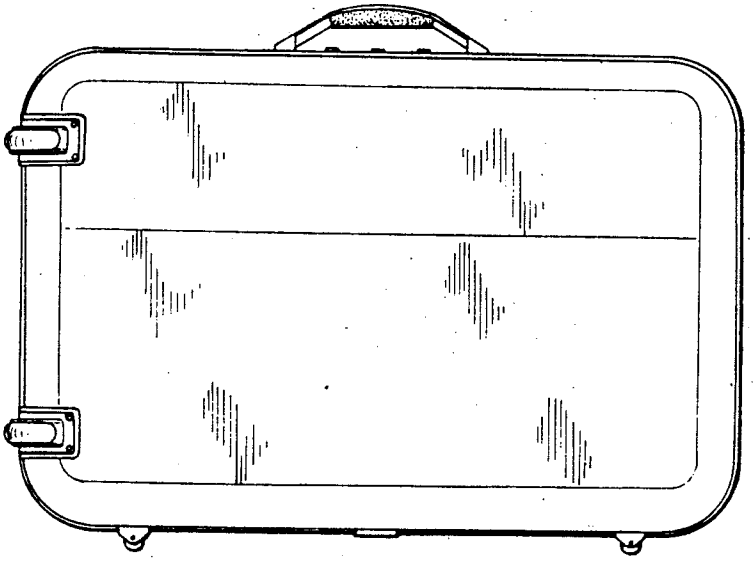

FIG. 3

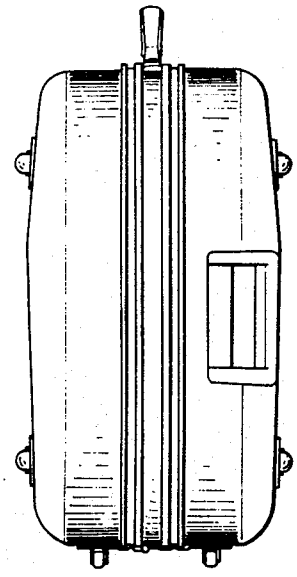

FIG. 4

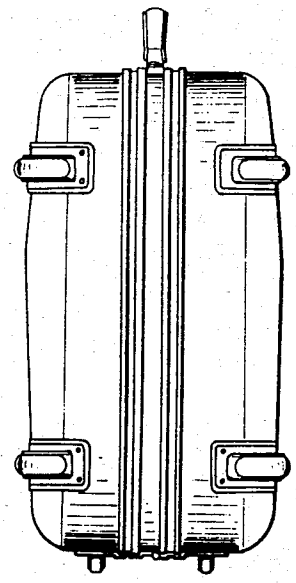

FIG. 5

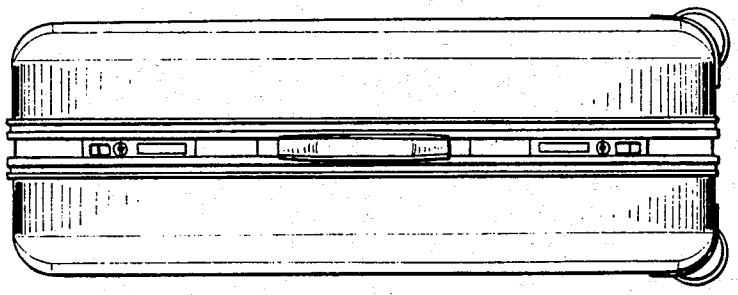

FIG. 6

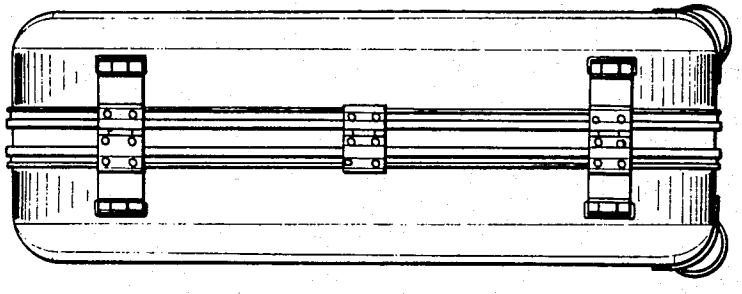

FIG. 7



FIG. 8