

A. P. HOLCOMB.
Attachment for Sewing-Machine.

No. 206,329.

Patented July 23, 1878.

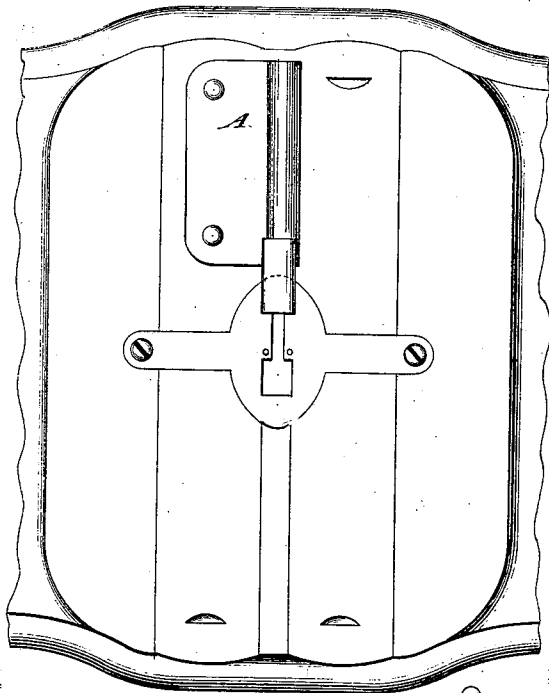


Fig. 1.

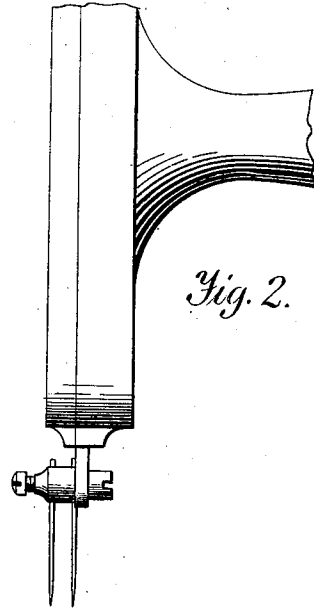


Fig. 2.



Fig. 3.

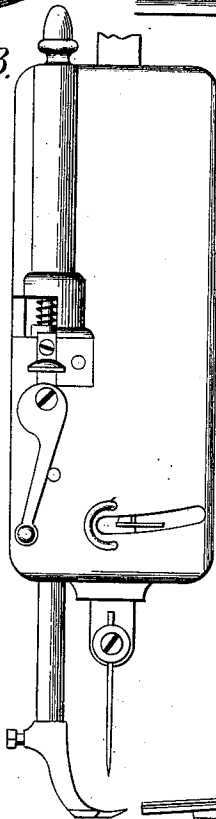


Fig. 4.

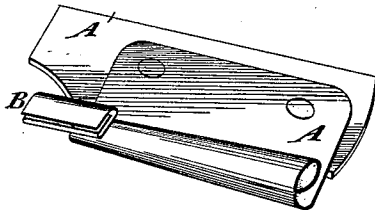
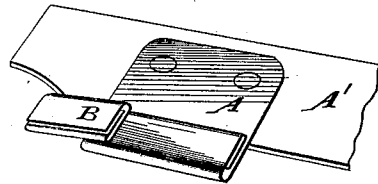



Fig. 5.



Witnesses.
A. Ruppert,
C. M. Connell

Inventor:
Abel P. Holcomb
Per Jas. M. Blanchard
Attorney



UNITED STATES PATENT OFFICE.

ABEL P. HOLCOMB, OF SILVER CREEK, NEW YORK, ASSIGNOR TO HUNTLEY,
HOLCOMB & HINE, OF SAME PLACE.

IMPROVEMENT IN ATTACHMENTS FOR SEWING-MACHINES.

Specification forming part of Letters Patent No. **206,329**, dated July 23, 1878; application filed
June 1, 1878.

To all whom it may concern:

Be it known that I, ABEL P. HOLCOMB, of Silver Creek, in the county of Chautauqua and State of New York, have invented certain new and useful Improvements in Sewing-Machine Attachments; and I do hereby declare that the following is a full, clear, and exact description thereof, which will enable others skilled in the art to which it appertains to make and use the same, reference being had to the accompanying drawings, and to letters of reference marked thereon, which form a part of this specification—

Figure 1 being a plan view of so much of the bed-plate of a sewing-machine as is necessary to show the application thereto of my improved hem-turner and guide. Fig. 2 is a side elevation of a portion of a sewing-machine, showing the position of two needles, and a portion of the bed-plate, with the hem-turner in position thereon. Fig. 3 is a front elevation of a portion of the machine, showing the needle-bar, the presser-foot, a portion of the table, and the combined hem-turner and guide for the bolting-cloth. Fig. 4 is a perspective view of the combined hem-turner and guide, and showing the points for inserting the different kinds of cloth upon opposite sides thereof; and Fig. 5 is a perspective view of double guide.

Corresponding letters denote like parts in all of the figures.

This invention relates to an attachment to sewing-machines that are to be used in the making of clothing for bolting-reels; and it consists in a combined hem-turner and a guide, as will be more fully described hereinafter.

In making the kind of clothing herein referred to it is necessary to use two distinct and very different kinds of cloth, in order that means may be provided for attaching the garment to the ribs of the reel, and at the same time the surface exposed to the meal to be bolted be as large as is possible. In accomplishing this result it becomes necessary to sew together bed-ticking or some other kind of strong cotton or other cloth and a very fine material called "bolting-cloth," and it is desirable that this should be done as rapidly as possible and in such a manner as not to have any wrinkles in the cloth.

With the view of adapting a sewing-machine to this kind of work I have invented and applied thereto a combined hem-turner and guide, the turner being designed for turning a hem upon the ticking and guiding it to the needles of the machine, and the guide for guiding the bolting-cloth thereto at the same time, so that the two may be united by stitches formed by the machine.

In applying this attachment I use any machine which may be adapted for its reception, using, by preference, those which have two needles, in order that the two rows of stitches necessary to be formed in the cloth may both be made at one operation.

I have shown in the drawings portions of such a machine as has been found to answer the purpose; but as they form no part of this invention they are not described in detail.

The attachment which forms the subject-matter of this application consists of a combined hem-turner, A, and guide B, which are shown as being attached to a plate of metal, A', made to fit into the table of a sewing-machine in the usual manner. To the plate A' the hem-turner A is attached, and to the upper surface thereof the guide B is affixed, the location and arrangement of the two being substantially such as is shown in Fig. 3 of the drawing, whereby the thick cloth, as it emerges from the turner A, and the bolting-cloth, upon emerging from the guide B, pass directly under the needles of the machine.

The work to be done by this attachment is such that it becomes necessary that the ticking or other strong cloth should be inserted from one side thereof, in order that the hem may be turned thereon, while the bolting-cloth must be inserted from the opposite side in order that the two may be united by a flat lapped seam, and as experience has demonstrated the fact that a hem on the bolting-cloth cannot be turned by any mechanism as yet devised, but has to be turned by hand, and afterward inserted into the attachment, it follows that the part designated by the letter B serves only the function of a guide for such cloth, and is in no sense a hem-turner.

It will be observed that Fig. 4 shows clearly this form of construction, and that the hem-turner is shown as having the aperture for the

reception of the edge of the strong cloth upon its inner side, while the guide shows an aperture for the insertion of the edge of the bolting-cloth upon its outer edge.

Having thus described my invention, what I claim, and desire to secure by Letters Patent, is—

An attachment for sewing-machines combining in its construction a plate for attaching it to the table of such machines, a hem-turner for the heavy or thick cloth, and a guide for the bolting-cloth, they being arranged one above

the other, and having apertures for the insertion of the different kinds of cloth upon their opposite edges, substantially as set forth, and for the purpose specified.

In testimony that I claim the foregoing as my own I affix my signature in presence of two witnesses.

ABEL P. HOLCOMB.

Witnesses:

W. W. HUNTLEY,
A. H. SPAULDING.