



US00D366193S

United States Patent [19]
Ozburn

[11] **Patent Number: Des. 366,193**

[45] **Date of Patent: **Jan. 16, 1996**

[54] **EMBER SIFTER**

[76] Inventor: **Jack W. Ozburn**, 30205 Sunny Slope,
Box 4, Sanger, Calif. 93657

[**] Term: **14 Years**

[21] Appl. No.: **25,945**

[22] Filed: **Jul. 18, 1994**

[52] **U.S. Cl.** **D8/10**

[58] **Field of Search** D8/10; D30/162;
D32/74; 294/49, 55

[56] **References Cited**

U.S. PATENT DOCUMENTS

D. 295,336	4/1988	Kuder .	
D. 317,108	5/1991	Cochran .	
D. 328,016	7/1992	Valerio	D8/10
4,299,419	11/1981	Kalan .	
4,457,548	7/1984	Robins et al. .	
4,491,357	1/1985	Richards .	
5,248,153	9/1993	Jones	294/55

FOREIGN PATENT DOCUMENTS

3517351	11/1986	Germany	294/49
419	of 1867	United Kingdom	294/49
611369	10/1948	United Kingdom	294/49
1024334	3/1966	United Kingdom	294/49

Primary Examiner—A. Hugo Word
Assistant Examiner—Holly Baynham

[57] **CLAIM**

The ornamental design for the ember sifter, as shown and described.

DESCRIPTION

FIG. 1 is a front elevational view of the ember sifter showing my new design;
FIG. 2 is a rear elevational view thereof;
FIG. 3 is a left side elevational view thereof;
FIG. 4 is a right side elevational view thereof;
FIG. 5 is a top plan view thereof;
FIG. 6 is a bottom plan view thereof; and,
FIG. 7 is a top, side perspective view thereof.

1 Claim, 4 Drawing Sheets

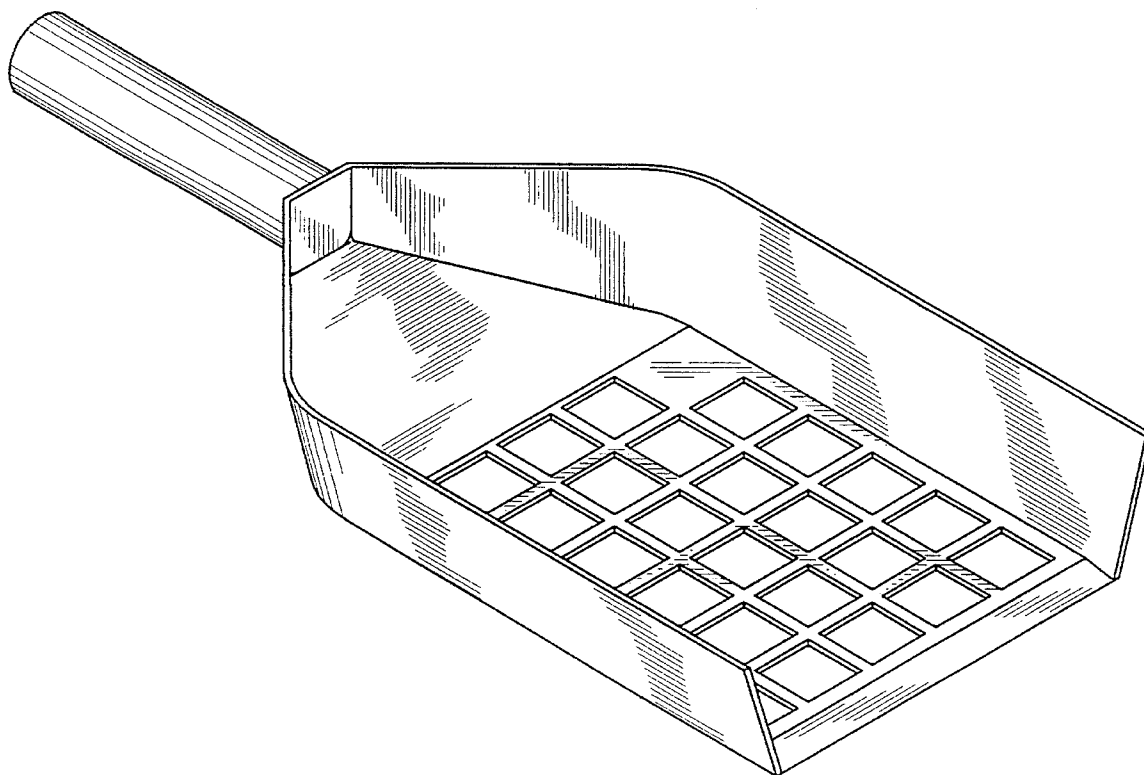


FIG. 1




FIG. 2

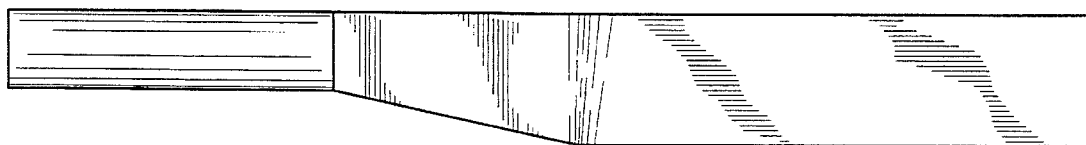


FIG. 3

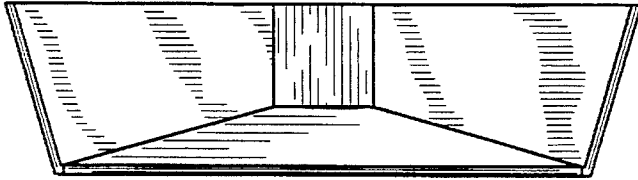


FIG. 4

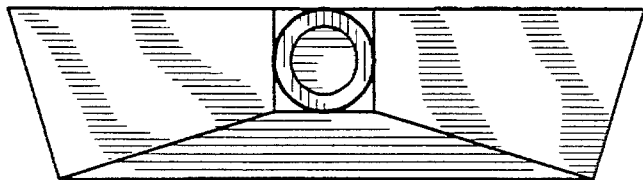


FIG. 5

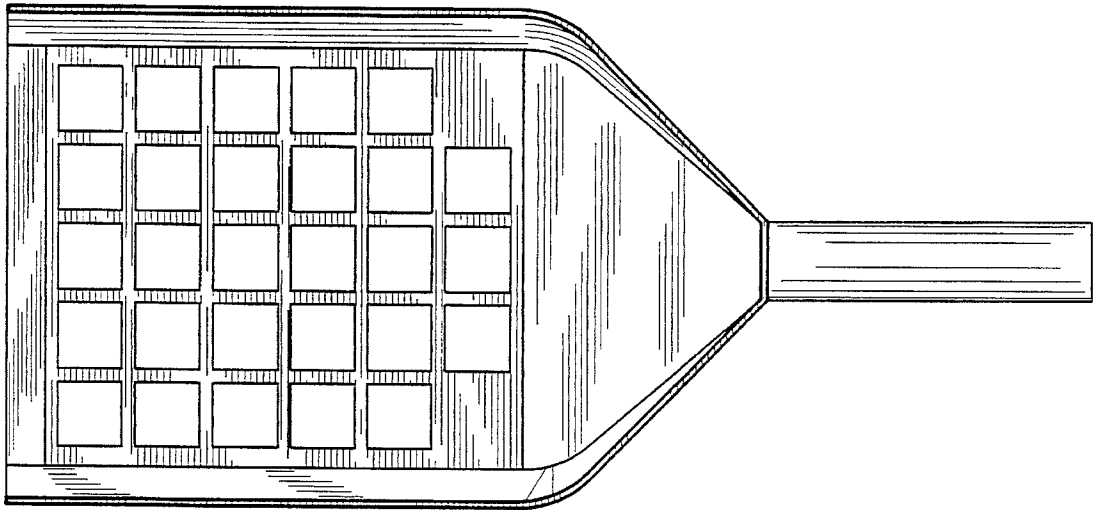


FIG. 6

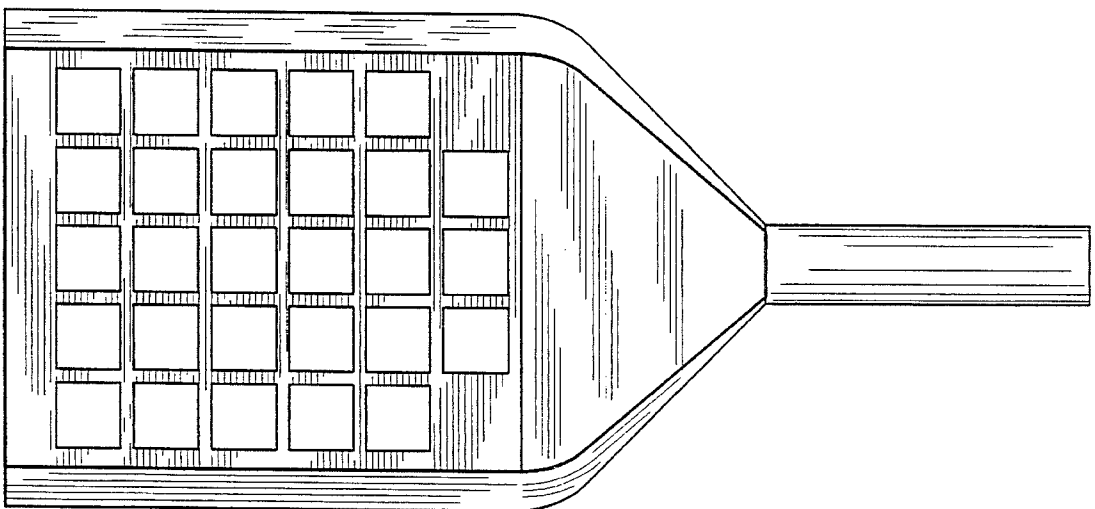


FIG. 7

