



US00D463597S

(12) **United States Design Patent** (10) **Patent No.:** **US D463,597 S**
Angulo (45) **Date of Patent:** **** Sep. 24, 2002**

(54) **ILLUMINATED FRAME**

Primary Examiner—Marcus A. Jackson
(74) *Attorney, Agent, or Firm*—J. Sanchelima; A. Bordas

(76) **Inventor:** **Leonel Angulo**, 1801 S. Ocean Dr.
#1031, Hallandale, FL (US) 33009-7218

(57) **CLAIM**

(**) **Term:** **14 Years**

The ornamental design for illuminated frame, as shown and described.

(21) **Appl. No.:** **29/148,152**

DESCRIPTION

(22) **Filed:** **Sep. 14, 2001**

(51) **LOC (7) Cl.** **26-05**

FIG. 1 is a top plan view of a illuminated frame showing my new design;

(52) **U.S. Cl.** **D26/56; D6/308**

FIG. 2 is a front elevational view thereof;

(58) **Field of Search** D6/308; D26/56;
40/152, 152.1, 153, 154, 158.1, 160

FIG. 3 is a bottom plan view thereof;

FIG. 4 is a left side elevational view thereof;

FIG. 5 is a back view thereof;

(56) **References Cited**

FIG. 6 is a right side elevational view thereof;

U.S. PATENT DOCUMENTS

FIG. 7 is a front isometric view of my design, with the broken line showing for illustrative purposes only and forming no part of the claimed design; and,

D242,869 S * 12/1976 *Ventre* D26/56


FIG. 8 is a rear isometric view of my design.

D373,906 S * 9/1996 *Wang* D6/308

D433,573 S * 11/2000 *Rochon* D6/308

* cited by examiner

1 Claim, 3 Drawing Sheets



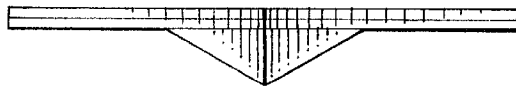


FIG. 1.

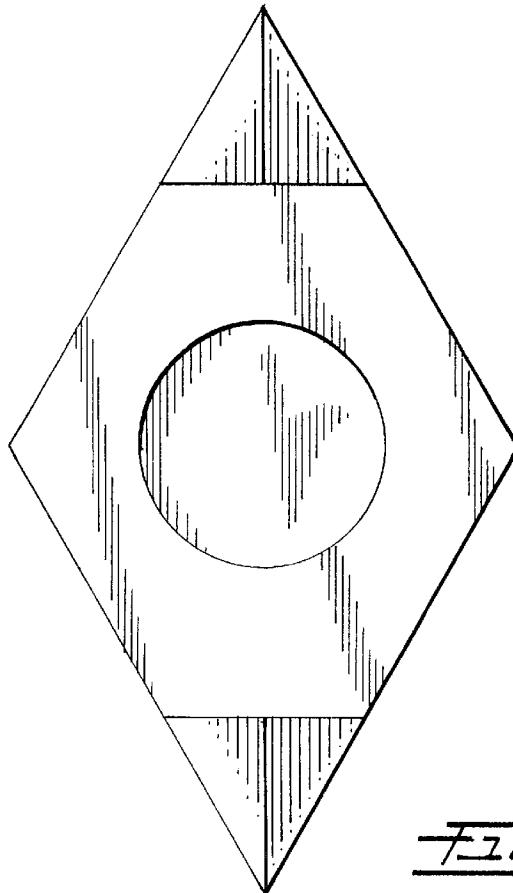


FIG. 2.



FIG. 3.



FIG. 6-

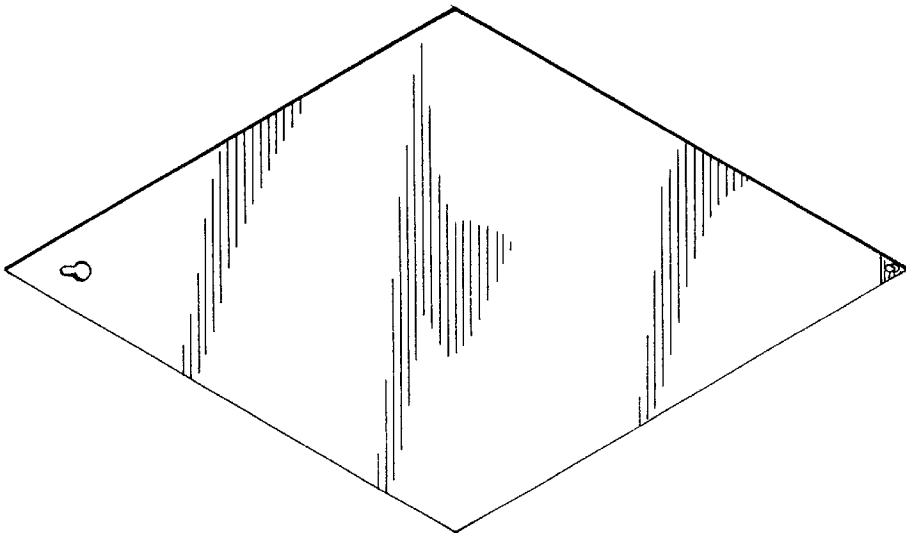


FIG. 5-

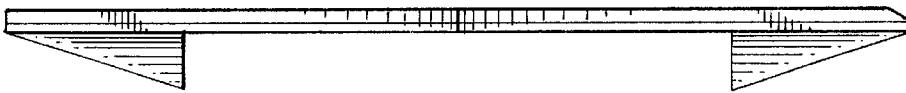


FIG. 4-




FIG. 7.

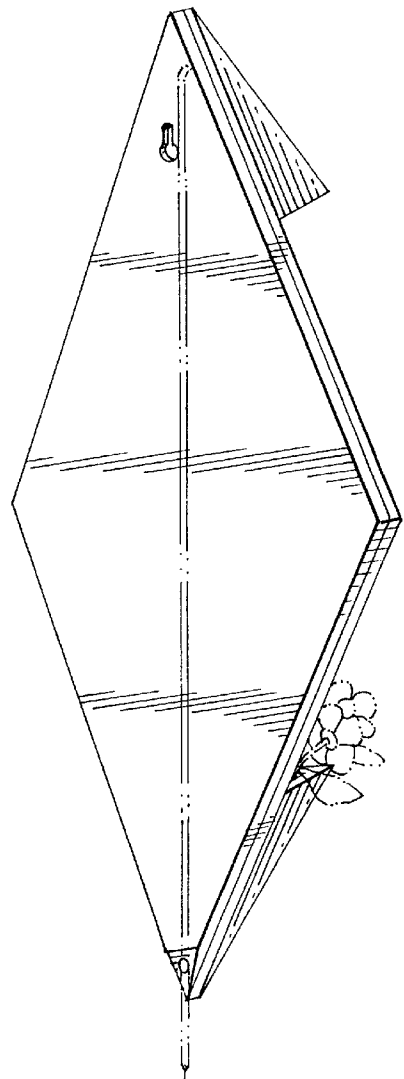


FIG. 8.