

(12) STANDARD PATENT
(19) AUSTRALIAN PATENT OFFICE

(11) Application No. **AU 2005266755 B2**

(54) Title
2, 2-bipyridine ligand, sensitizing dye and dye sensitized solard cell

(51) International Patent Classification(s)
C01G 55/00 (2006.01) **H01L 31/0224** (2006.01)
C01G 49/00 (2006.01)

(21) Application No: **2005266755** (22) Date of Filing: **2005.07.29**

(87) WIPO No: **WO06/010290**

(30) Priority Data

(31) Number (32) Date (33) Country
04405484.9 **2004.07.29** **EP**

(43) Publication Date: **2006.02.02**
(44) Accepted Journal Date: **2011.12.08**

(71) Applicant(s)
Ecole Polytechnique Federale de Lausanne (EPFL)

(72) Inventor(s)
Klein, Cedric;Graetzel, Michael;Zakeeruddin, Shaik Mohammad;Wang, Peng

(74) Agent / Attorney
Callinans, 1193 Toorak Road, Camberwell, VIC, 3124

(19) World Intellectual Property Organization
International Bureau



(43) International Publication Date
2 February 2006 (02.02.2006)

PCT

(10) International Publication Number
WO 2006/010290 A1

(51) International Patent Classification⁷: **H01G 9/20**

(21) International Application Number:
PCT/CH2005/000452

(22) International Filing Date: 29 July 2005 (29.07.2005)

(25) Filing Language: English

(26) Publication Language: English

(30) Priority Data:
04405484.9 29 July 2004 (29.07.2004) EP

(71) Applicant (for all designated States except US): **ECOLE POLYTECHNIQUE FEDERALE DE LAUSANNE (EPFL)** [CH/CH]; SRI-CM2, Station 10, CH-1015 Lausanne (CH).

(72) Inventors; and

(75) Inventors/Applicants (for US only): **ZAKEERUDDIN, Shaik, Mohammad** [IN/CH]; Avenue Longemalle 12, CH-1020 Renens (CH). **KLEIN, Cédric** [FR/CH]; Avenue du Grey 45, CH-1018 Lausanne (CH). **WANG, Peng**

[CN/CH]; Chemin de Montelly 70, CH-1007 Lausanne (CH). **GRAETZEL, Michaël** [CH/CH]; Chemin de Marquisat 7a, CH-1025 St-Sulpice (CH).

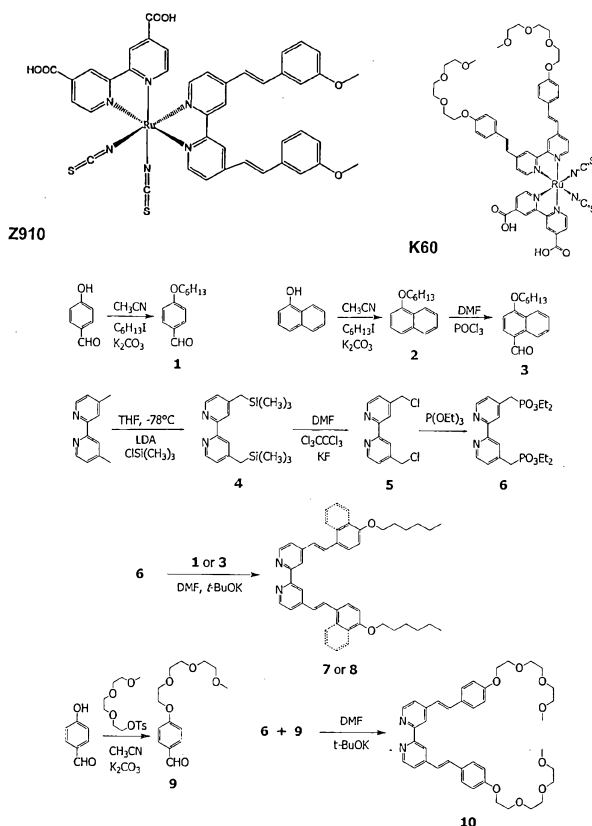
(74) Agent: **GANGUILLET, Cyril**; Abrema Agence Brevets et Marques, Ganguillet & Humphrey, Avenue du Théâtre 16, P.O. Box 5027, CH-1002 Lausanne (CH).

(81) Designated States (unless otherwise indicated, for every kind of national protection available): AE, AG, AL, AM, AT, AU, AZ, BA, BB, BG, BR, BW, BY, BZ, CA, CH, CN, CO, CR, CU, CZ, DE, DK, DM, DZ, EC, EE, EG, ES, FI, GB, GD, GE, GH, GM, HR, HU, ID, IL, IN, IS, JP, KE, KG, KM, KP, KR, KZ, LC, LK, LR, LS, LT, LU, LV, MA, MD, MG, MK, MN, MW, MX, MZ, NA, NG, NI, NO, NZ, OM, PG, PH, PL, PT, RO, RU, SC, SD, SE, SG, SK, SL, SM, SY, TJ, TM, TN, TR, TT, TZ, UA, UG, US, UZ, VC, VN, YU, ZA, ZM, ZW.

(84) Designated States (unless otherwise indicated, for every kind of regional protection available): ARIPO (BW, GH, GM, KE, LS, MW, MZ, NA, SD, SL, SZ, TZ, UG, ZM, ZW), Eurasian (AM, AZ, BY, KG, KZ, MD, RU, TJ, TM), European (AT, BE, BG, CH, CY, CZ, DE, DK, EE, ES, FI,

[Continued on next page]

(54) Title: 2, 2-BIPYRIDINE LIGAND, SENSITIZING DYE AND DYE SENSITIZED SOLAR CELL



(57) Abstract: A dye sensitized solar cell, comprising a-heteroleptic polypyridil complex of Ru, Os or Fe. The donating ligand has an extended conjugated π -system increasing the light absorbance and keeping the LUMO energy level higher than that of the anchoring ligand. A compacting compound whose molecular structure comprises a terminal group, a hydrophobic part and an anchoring' group may be co-adsorbed together with the dye on the semi-conductive metal oxide layer of the photoanode, forming a dense mixed self-assembled monolayer.



FR, GB, GR, HU, IE, IS, IT, LT, LU, LV, MC, NL, PL, PT,
RO, SE, SI, SK, TR), OAPI (BF, BJ, CF, CG, CI, CM, GA,
GN, GQ, GW, ML, MR, NE, SN, TD, TG).

— *before the expiration of the time limit for amending the
claims and to be republished in the event of receipt of
amendments*

Published:

— *with international search report*

*For two-letter codes and other abbreviations, refer to the "Guid-
ance Notes on Codes and Abbreviations" appearing at the begin-
ning of each regular issue of the PCT Gazette.*

[0001] The present invention concerns an organic compound. The present invention further concerns a sensitizing dye incorporating said organic compound. Still further, the present invention concerns a dye-sensitized solar cell.

5 [0002] Dye-sensitized solar cells, or DSSCs, are regenerative photo-electrochemical cells comprising a photoanode, said photoanode comprising at least one semiconductive metal oxide layer on a conductive substrate, sensitized by at least one chromophoric substance, a counter-electrode, and an electrolyte positioned between these electrodes.

10 [0003] In cells of this type, at least one of these electrodes is sufficiently transparent or translucent for allowing light input. The afore-said semi-conductive metal oxide layer is conveniently made of oxides of transition metals or elements either of the third main group, or of the fourth, fifth and sixth sub-groups of periodic table of
15 elements, the surface of the photoanode in contact with the electrolyte being porous, with a porosity factor of preferably at least 20. The "porosity factor" is defined as the ratio of the photo-electrochemically active surface of the photoanode to the surface area of the substrate covered by the layer(s) of semiconductive metal oxide. The use of nanocrystalline titanium dioxide was shown to be particularly advantageous. The
20 term "nanocrystalline" means that the semiconductive metal oxide, in particular TiO_2 , is in polycrystalline form with a granulometry of the order of several nanometers, for example 10 to 50 nanometers.

[0004] In this type of cell, a chromophoric substance, often called photosensitizer or
25 photosensitizing dye, forms a substantially monomolecular layer attached to the semiconductive metal oxide layer, in particular the nanocrystalline TiO_2 layer. The chromophoric substance may be bound to the metal oxide layer by means of anchoring groups like carboxylate or phosphonate or cyano groups or chelating groups with π -conducting character like oxymes, dioxymes, hydroxyquinolines,
30 salicylates and α -keto-enolates. Several transition metal complexes, in particular ruthenium complexes, but also osmium or iron complexes, with heterocyclic ligands like bidentate, tridentate or polydentate polypyridil compounds, have been shown to

be efficient photosensitizing dyes. Sensitizing dyes and cells of this type are described inter alia in EP 0333641, EP 0525070, EP 0613466 and EP 0758337.

5 [0005] The mesoporous texture of the TiO_2 film in these cells significantly increases the cross section of light harvesting by surface-anchored charge transfer sensitizers while maintaining a good contact with electrolytes. In these photovoltaic devices, ultrafast electron-injection from a photoexcited dye into the conduction band of an oxide semiconductor, and subsequently dye regeneration and hole transportation to the counter electrode, are responsible for the efficient generation of electricity.

10 [0006] Among suitable electrolytes are those including a redox system consisting of a mixture of at least one electrochemically active salt and at least one molecule designed to form an oxidation-reduction system with either the anion or cation of the said salt. Electrolytes wherein said electrochemically active salt has a melting point below ambient temperature or forms with the afore-said molecule a phase with a melting point below ambient temperature have been described in EP 0737358. Additionally, gelified materials incorporating triiodide/iodide as a redox couple, as disclosed by EP 1087412, were introduced to substitute the liquid electrolytes by quasi-solid state materials.

20 [0007] A respectable 10.4 % light-to-electricity conversion efficiency at AM 1.5 solar irradiance has been obtained for photovoltaic devices with a panchromatic dye and a liquid electrolyte containing the triiodide/iodide couple, as reported in J. Am. Chem. Soc. 123, 1613-1624 (2001).

25 [0008] However the achievement of long-term stability at temperatures of 80~85°C, which is an important requirement for outdoor application of the DSSC, still remains a major challenge:

30

The leakage of liquid electrolyte from such DSSC modules, possible desorption of loosely attached dyes and photodegradation in the desorbed state, as well as corrosion of the photoelectrode and/or counter electrode by the triiodide/iodide couple, may be considered as some critical factors limiting the long-term performance of the DSSC, especially at elevated temperature. A particular problem of stability at 80°C in DSSCs containing the iodide/triiodide redox couple, upon aging, is the drop in open circuit potential (V_{oc}), causing the poor stability. It is believed that the dark current of DSSCs increases and V_{oc} decreases, due to the interaction of triiodide with bare zones of the TiO_2 electrode, that is not completely covered with dye molecules.

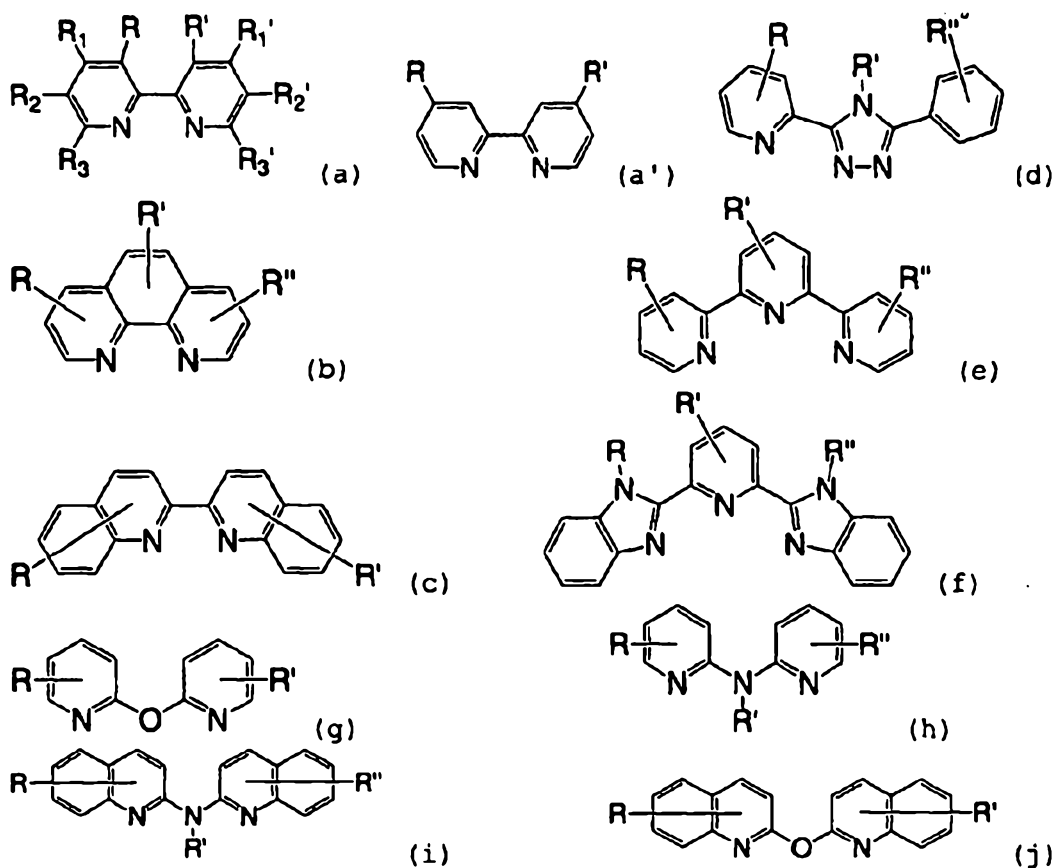
[0009] Grätzel and co-workers demonstrated (Langmuir (2002) 18, 952) that heteroleptic amphiphilic complexes of formula $RuLL'(NCS)_2$, where L is the anchoring ligand 4,4'-dicarboxy-2,2'-bipyridine and L' is a 2,2'-bipyridine substituted by one or 2 long alkyl chains, are an interesting class of sensitizing dyes for DSSCs. The long alkyl chains in all likelihood interact laterally to form an aliphatic network, thereby impeding triiodide from reaching the TiO_2 surface, resulting in increased open circuit potential of the cell and enhanced stability versus time. They further found (Nature Materials (2003) 2, 402) that a cell using the sensitizer $cis-(NCS)_2RuLL'$, where $L' = 4,4'$ -dynonyl-2,2'-bipyridine, hereinafter referred to as Z907, in conjunction with a quasi solid state polymer gel electrolyte reaches an efficiency of $> 6\%$ in full sunlight (air mass 1.5, $100\text{ mW}\cdot\text{cm}^{-2}$) with unprecedented stable performance under both thermal stress and soaking with light.

[0010] In EP 1091373A1, a dye-sensitized photoelectric conversion device is disclosed, in which a gel electrolyte is indicated to be useful for increasing conversion efficiency and durability. This reference discloses ruthenium dyes as mentioned above, but proposes that 2,2' bipyridine could be substituted, besides alkyl, with halogen, aralkyl and aryl. Furthermore, polymethine dyes are taught to be an alternative to the ruthenium dyes. Conversion efficiencies (η) obtained with the devices described in EP 1091373A1 are below 1%, which is too low.

[0011] A further remarkable increase in photovoltaic performance was achieved by co-grafting hexadecylmalonic acid (HDMA) with Z907 sensitizing dye onto nanocrystalline TiO_2 films (J.Phys. Chem. B (2003) 107, 14336). Like Z907, HDMA contains two carboxylate groups to anchor it on the TiO_2 surface. Co-grafting of the two amphiphiles results in the formation of a mixed monolayer which should be more tightly packed than when the sensitizing dye is adsorbed alone, providing a more effective insulating barrier for the back electron transfer from TiO_2 conduction band to triiodide in the electrode. Retarding this unwanted redox process by the hydrophobic spacer reduces the dark current and increases the open circuit voltage of the solar cell. The cell also showed good stability under light soaking at 55°C in simulated sunlight.

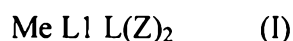
[0012] However, the molar extinction coefficient of known amphiphilic polypyridyl ruthenium sensitizers is lower than the one of N-719, the most efficient sensitizer for dye-sensitized solar cells. Additionally, the spectral response is blueshifted compared with this most efficient sensitizing dye. Thus, the aim of the invention is to improve the light-harvesting capacity of amphiphilic sensitizing dyes by a rational design of the molecule while not decreasing their LUMO energy, allowing a high quantum efficiency of electron injection without lowering the conduction band of the mesoporous semiconductor and thus having a loss of device photovoltage.

[0013] The invention provides, as a ligand in sensitizing dyes of a dye sensitized solar cells, an organic compound L1 having a formula selected from the group of formulae (a), (a'), (b), (c), (d), (e), (f), (g), (h), (i) or (j)



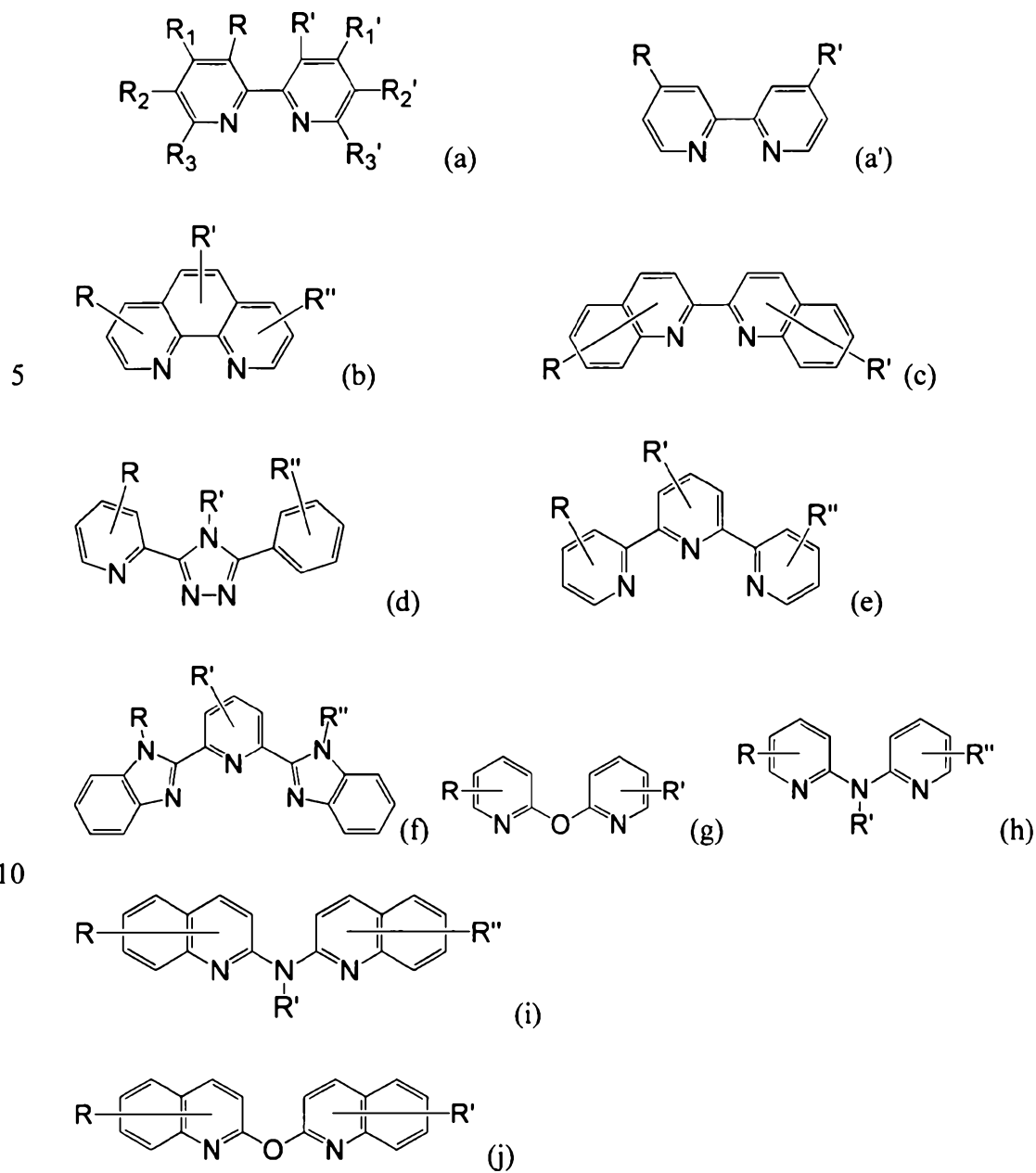
wherein at least one of substituents $-R$, $-R_1$, $-R_2$, $-R_3$, $-R'$, $-R'_1$, $-R'_2$, $-R'_3$, $-R''$ comprises an additional π system located in conjugated relationship with the primary π system of the bidentate or respectively tridentate structure of formulae (a) to (j) and, wherein the other one(s) of substituents $-R$, $-R_1$, $-R_2$, $-R_3$, $-R'$, $-R'_1$, $-R'_2$, $-R'_3$, $-R''$ is (are) the same or a different substituent including a π system, or is (are) selected from H, OH, R2, (OR2) $_n$, N(R2) $_2$, where R2 is an alkyl of 1-20 carbon atoms or linear R cyclic polyether, $0 < n < 5$.

In an embodiment of the invention there is provided an organometallic complex of a metal Me selected from the group consisting of Ru, Os and Fe, comprising as a ligand a compound L1, said complex being of formula



if L1 is a compound of formula (a), (a'), (b), (c), (d), (g), (h), (i) or (j)

- 5a -



and of formula

15

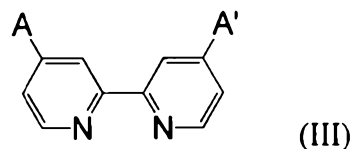
Me L1 L Z (II)

if L1 is a compound of formula (e) or (f)



- 5b -

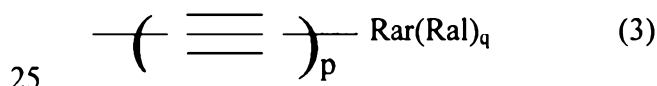
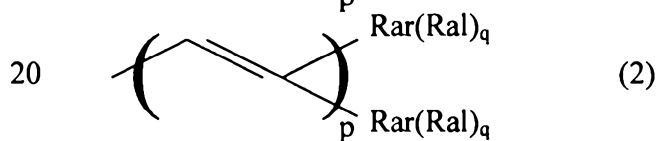
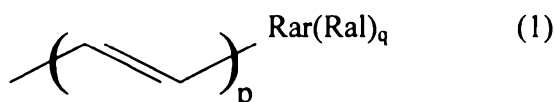
wherein L is a ligand selected from the group of ligands of formula



wherein A and A' are anchoring groups selected from COOH, PO₃H₂, PO₄H₂, SO₃H₂, SO₄H₂, CONHOH, deprotonated forms thereof and chelating groups with π conducting character,

wherein Z is selected from the group consisting of H₂O, Cl, Br, CN, NCO, NCS and NCSe and

wherein at least one of the substituents -R, -R₁, -R₂, -R₃, -R', -R'₁, -R'₂, -R'₃, -R'' is a substituent selected from the group of substituents (1), (2) and (3)

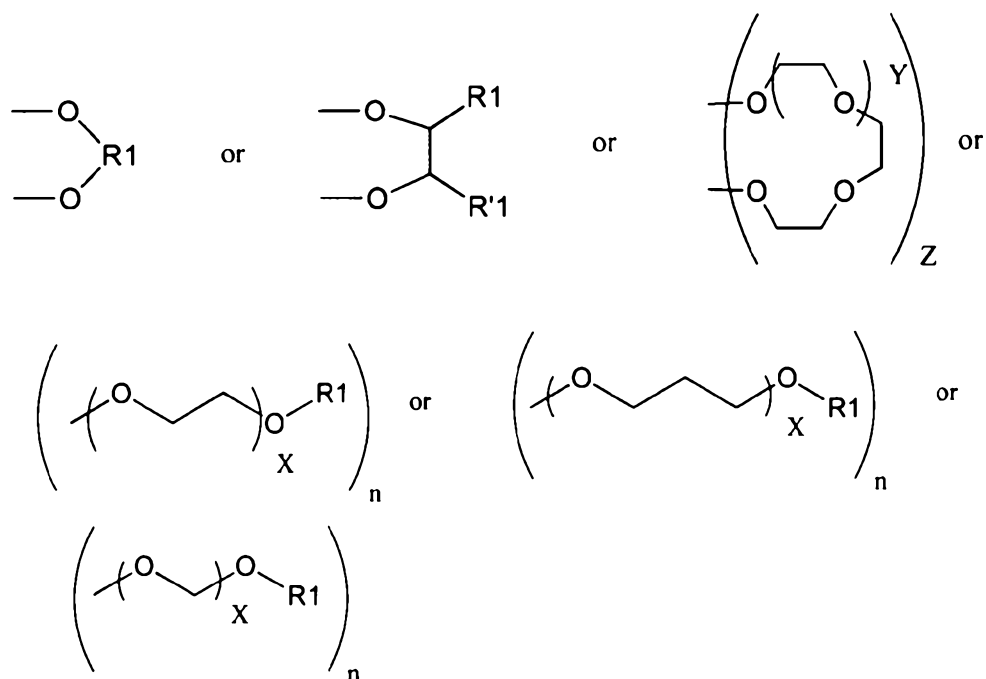


wherein p is an integer from 1 to 4

wherein q is an integer from 1 to 4

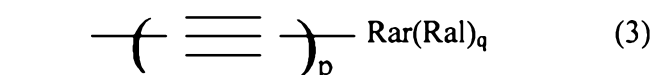
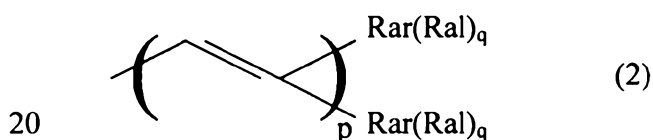
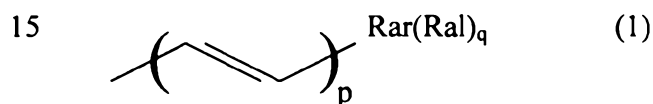
wherein Rar is a monocyclic or polycyclic aryl from C₆ to C₂₂

wherein each -Ral is, independently one from the others, -H, -R₁, -(O-R₁)_n, -NHR₁ or -N(R₁)₂,



- 5 wherein R1, R'1 is an alkyl from 1 to 10 carbon atoms,
 $20 \geq X \geq 0$, and $5 \geq n \geq 0$, $8 \geq Y \geq 1$, $Z = 1$ or 2.

In an embodiment of the invention there is provided the use of a compound L1 as a
 ligand in sensitizing dyes of a dye sensitized solar cell, wherein the compound L1 has
 10 a formula selected from the group of formulae (a), (a'), (b), (c), (d), (e), (f), (g), (h),
 (i), (j) as defined in Claim 1, wherein at least one of, wherein said at least one of
 substituents -R, -R₁, -R₂, -R₃, -R', -R'₁, -R'₂, -R'₃, -R'' is a substituent selected from the
 group of substituents (1), (2) and (3)



wherein p is an integer from 1 to 4

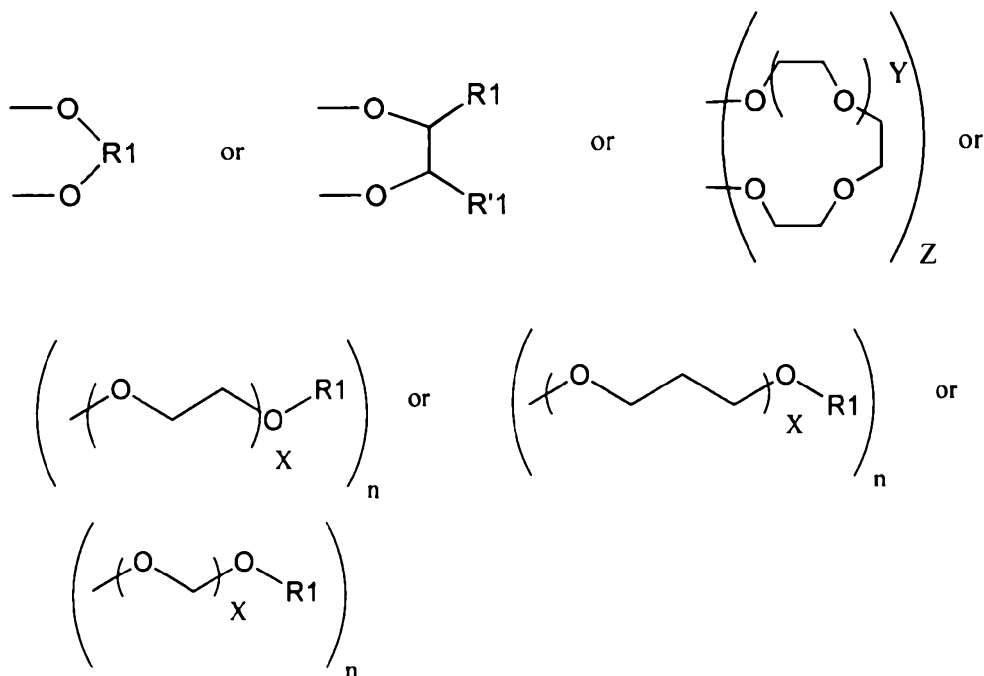
- 5d -

wherein q is an integer from 1 to 4

wherein R_{ar} is a monocyclic or polycyclic aryl from C6 to C22

wherein each $-R_{al}$ is, independently one from the others, $-H$,

5 $-R_1$, $-(O-R_1)_n$, $-NHR_1$ or $-N(R_1)_2$,



10 wherein R_1 , R'_1 is an alkyl from 1 to 10 carbon atoms,

$20 \geq X \geq 0$, and $5 \geq n \geq 0$, $8 \geq Y \geq 1$, $Z = 1$ or 2 .

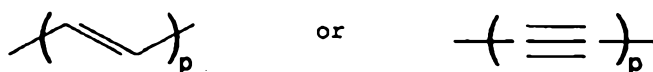
15 **[0014]** Briefly speaking, use of compounds L1 permits to extend the conjugated π system of the donating ligand, increasing the light absorbance and keeping the LUMO energy level higher than that of the anchoring ligand.

[0015] In preferred compounds L1, the said substituent is of the type



wherein $\{-\pi\}$ represents schematically the π system of the aforesaid substituent, Ral represents an aliphatic substituent with a saturated chain portion bound to the π system, and wherein q represents an integer, indicating that $\{-\pi\}$ may bear more than one substituent Ral.

[0016] The π system $\{-\pi\}$ may be an unsaturated chain of conjugated double or triple bonds of the type



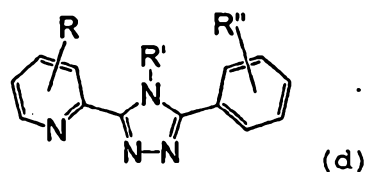
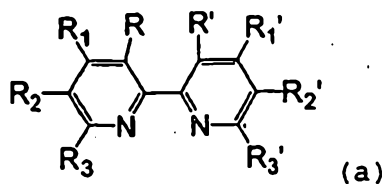
wherein p is an integer from 1 to 8.

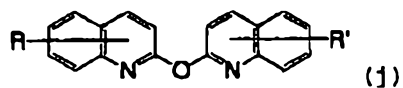
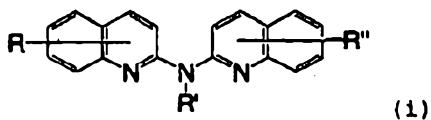
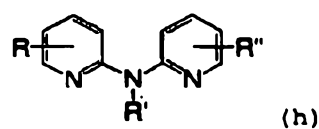
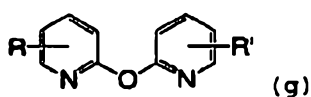
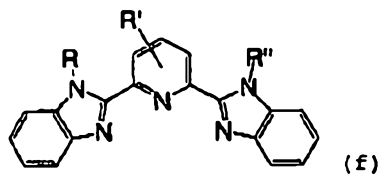
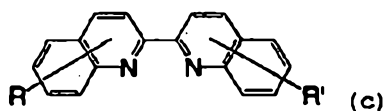
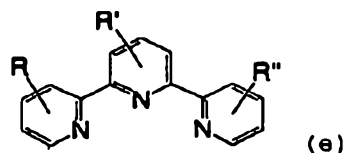
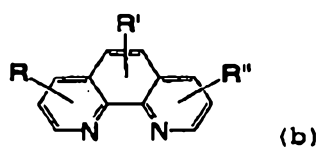
or an aromatic group Rar of from 6 to 22 carbon atoms, or a combination thereof.

[0017] The presence of an aromatic group is preferred, since it is less sensitive to oxydation than a long chain of conjugated double or triple bonds.

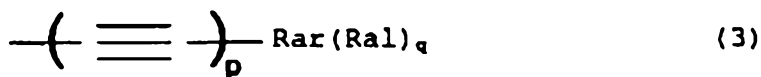
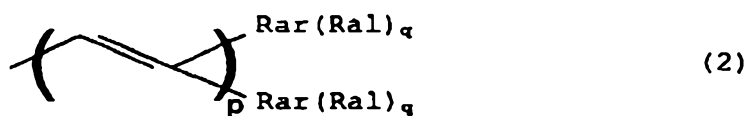
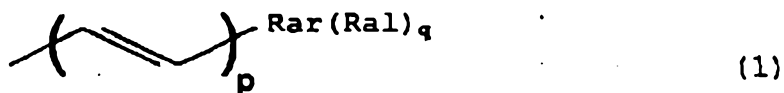
[0018] Among suitable aromatic groups, there are monocyclic aryls like benzene and annulenes, oligocyclic aryls like biphenyle, naphthalene, biphenylene, azulene, phenanthrene, anthracene, tetracene, pentacene, or perylene. The cyclic structure of Rar may incorporate heteroatoms.

[0019] Preferred ligands according to the invention are organic compounds L1 having a formula selected from the group of formulae (a) to (j)





- 5 wherein at least one of substituents -R, -R₁, -R₂, -R₃, -R', -R'₁, -R'₂, -R'₃, -R'' is of formula (1), (2) or (3)



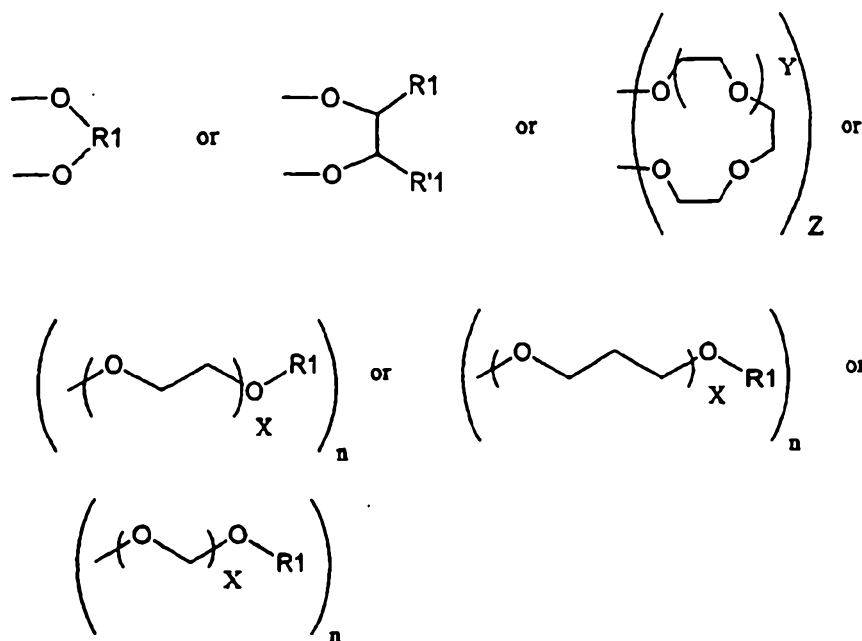
10

wherein p is an integer from 1 to 4, and for substituents (1) and (3) can also be 0

wherein q is an integer from 1 to 4,

wherein Rar is a monocyclic or oligocyclic aryl from C₆ to C₂₂,

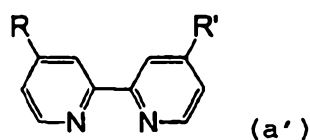
- 15 wherein -Ral is H, -R₁, (-O-R₁)_n, -N(R₁)₂, -NHR₁,



wherein R1, R'1 is an alkyl from 1 to 10 carbon atoms, $20 \geq X \geq 0$, and $5 \geq n \geq 0$, $8 \geq Y \geq 1$, $Z = 1$ or 2 , and wherein the other one(s) of substituent(s) -R, -R₁, -R₂, -R₃, -R', -R'₁, -R'₂, -R'₃, -R'' is (are) the same or a different substituent of formula (1), (2) or (3), or is (are) selected from -H, -OH, -R₂, -OR₂ or -N(R₂)₂, wherein R₂ is an alkyl of 1 to 20 carbon atoms.

[0020] Compounds L1, in which $p = 1$ are preferred, because the molecular structure is more rigid, less sensitive to oxydation but is still an electron donator.

[0021] The invention faces more particularly compounds L1, wherein said compound is a 4,4'-disubstituted bipyridine of formula



wherein $p = 1$;

more particularly compounds L1, wherein $R = R'$, $p = 1$, and wherein Rar is selected from the group consisting of benzene, naphthalene and anthracene.

[0022] Particularly preferred compounds L1 are:

4,4'-bis(4-hexyloxystyryl)-2,2' bipyridine,

4,4'-bis(4-hexyloxynaphthalene-1-vinyl)-2,2' bipyridine,

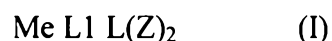
and 4,4'-bis[4-(1,4,7,10-Tetraoxyundecyl)styryl]-2,2'-bipyridine].

5

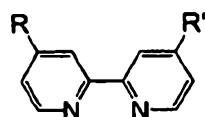
[0023] Figs 11 and 12 show further examples 1 to 10 of L1 compounds.

[0024] The resulting sensitizing dye is an organometallic complex of a metal Me selected from the group consisting of Ru, Os and Fe, comprising as a ligand a compound L1 as described herein before, said complex being of formula

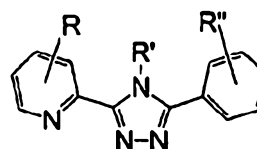
10



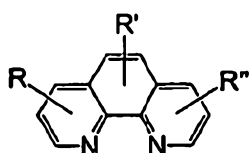
if L1 is a compound of formula (a'), (b), (c), (d), (g), (h), (i) or (j)



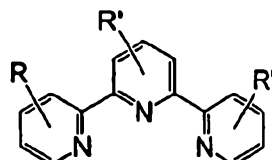
(a')



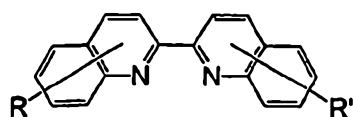
(d)



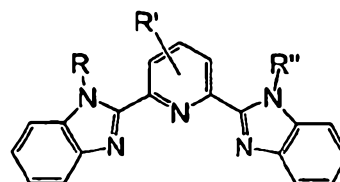
(b)



(e)

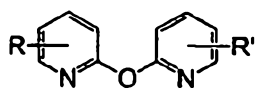


(c)

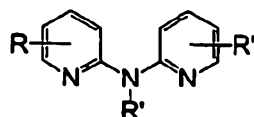


(f)

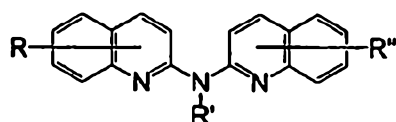
15



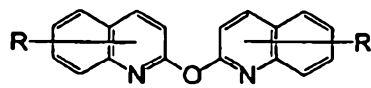
(g)



(h)



(i)

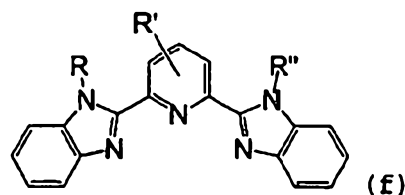
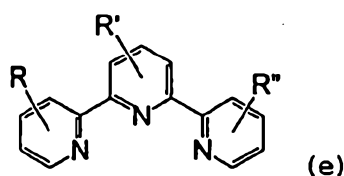


(j)

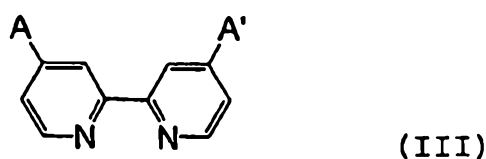
and of formula



if L1 is a compound of formula (e) or (f)

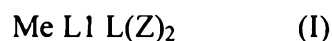


wherein L is a ligand selected from the group of ligands of formula

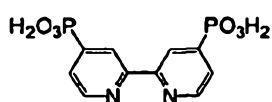
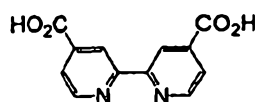


wherein A and A' are anchoring groups selected from COOH, PO₃H₂, PO₄H₂, SO₃H₂, SO₄H₂, CONHOH, deprotonated forms thereof and chelating groups with π conducting character, wherein Z is selected from the group consisting of H₂O, Cl, Br, CN, NCO, NCS and NCSe and wherein at least one of substituents R, R', R'' comprises a π system in conjugated relationship with the π system of the bidentate, respectively the tridentate structure of formulae (a') to (j), and wherein the other one(s) of substituents R, R', R'' is (are) the same or a different substituent including a π system, or is (are) selected from H, OH, R₂, (OR₂)_n, N(R₂)₂, where R₂ is an alkyl of 1-20 carbon atoms and 0 < n < 5.

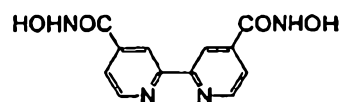
[0025] More particularly, the sensitizing dye according to the invention is a complex of formula



wherein Me designates Ru, Os or Fe,
wherein L is selected from ligands

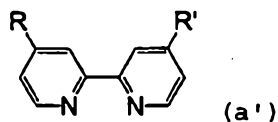


and



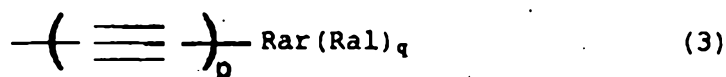
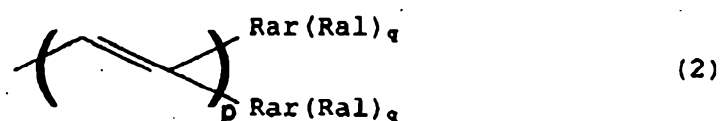
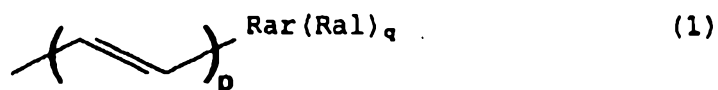
wherein Z is selected from H₂O, -Cl, -Br, -I, -CN, -NCO, -NCS and -NCSe.

wherein L1 is a 4,4' disubstituted bipyridine of formula



wherein R is a substituent selected from the group of substituents (1), (2) and (3), and

5 R' has the same meaning as above.

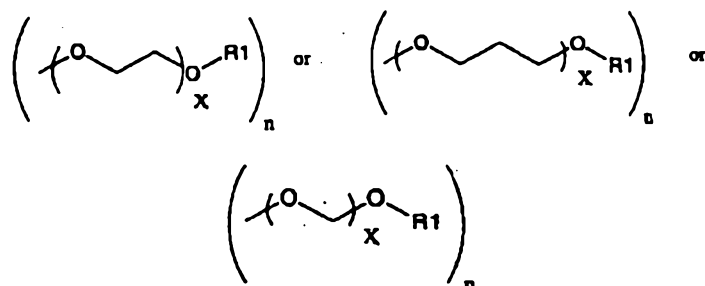
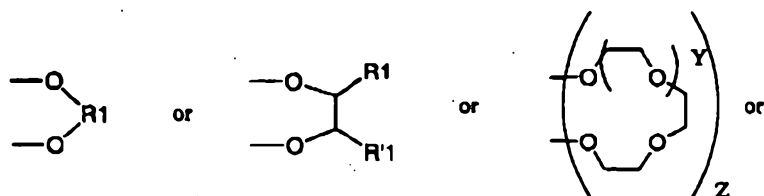


wherein p is an integer from 1 to 4, and for substituents (1) and (3), can also be 0

10 wherein q is an integer from 1 to 4

wherein Rar is a monocyclic or polycyclic aryl from C6 to C22

wherein each -Ral is, independently one from the others, -H, -R1, -(O-R1)_n, -NHR1, N(R1)₂,



15

wherein R1, R'1 is an alkyl from 1 to 10 carbon atoms, $20 \geq X \geq 0$, and $5 \geq n \geq 0$, $8 \geq Y \geq 1$, $Z = 1$ or 2.

5 [0026] The use of heteroleptic ruthenium (II) sensitizing dyes may be preferred over the symmetrical ones. Heteroleptic sensitizing dyes can incorporate required properties in one molecule by selecting suitable ligands to enhance the photovoltaic performance.

10 [0027] A preferred family of sensitizers are Ru complexes of formula $\text{cis}(\text{NCS})_2\text{RuLL1}$, wherein L1 is of formula (a'), wherein R is of formula (1), (2) or (3), wherein $p = 1$, wherein Rar is selected from the group consisting of benzene, naphthalene, wherein $q = 1$ to 4, wherein Ral is OR1 and wherein R1 is an alkyl of 1 to 10 carbon atoms.

15 [0028] Particularly preferred sensitizers are:

cis-dithiocyanato-(2,2'-bipyridyl-4,4'-dicarboxylate)-[4,4'-bis(4-hexyloxystyryl)-2,2' bipyridyl]-Ru(II), hereinafter referred to as K19,
cis-dithiocyanato-(2,2'-bipyridyl-4,4'-dicarboxylate)-[4,4'-bis(4-hexyloxynaphthalene-1-vinyl)-2,2' bipyridyl]-Ru(II), hereinafter referred to as
20 K24,
Cis-dithiocyanato-(2,2'-bipyridyl-4,4'-dicarboxylate)-[4,4'-bis[4-(1,4,7,10-Tetraoxyundecyl)styryl]-2,2'-bipyridine]-Ru(II) hereinafter referred to as K60, and
cis-dithiocyanato-(2,2'-bipyridyl-4,4'-dicarboxylate)-[4,4'-bis(3-methoxystyryl)-2,2' bipyridyl]-Ru(II), hereinafter referred to as Z910.
25

[0029] These new sensitizing dyes have a very high light-harvesting capacity to UV photons. The UV photons can directly excite the wide band-gap metal oxide semiconductor to produce chemically active holes and thus decompose sensitizing
30 dyes and organic electrolyte components or hole-transport materials. After absorbing of UV photons by these new sensitizers, excitons can move rapidly from the donating ligand to the metal center, leaving a hole there and giving an electron to the

anchoring ligand, and the electron will be injected to the semiconductor film and realize interfacial charge separation. The strong UV photon absorbing ability makes this type of sensitizer like a "UV filter" while having the advantage of converting the normally unwanted UV photons for dye sensitized solar cells to useful electrons.

5

[0030] These new sensitizing dyes with enhanced light-harvesting capacity are particularly advantageous when used in combination with transparent mesoporous films (no scattering layer), and/or high-viscosity ionic liquid electrolytes, with which thinner mesoporous films are needed to reduce the mass transport problem, said
10 thinner films having a relatively low surface area (larger metal oxide semiconductor particles) for inducing less back electron transfer. Additionally, with this excellent light harvesting property of these sensitizing dyes, less amount of materials are required for efficient devices.

15 [0031] According to a further aspect of the DSSC according to the present invention, an amphiphilic compacting compound is co-adsorbed with the dye on the surface of the semiconductive metal oxide layer forming a mixed monolayer. The molecular structure of said compacting compound comprises at least one anchoring group, a hydrophobic portion and a terminal group.

20

[0032] The anchoring group of the compacting compound, binding to the surface of the semiconductive metal oxide layer, may be the same as the anchoring group of the sensitizing dye or a different one. It may be selected from the group consisting of COOH, PO₃H₂, PO₄H₂, SO₃H₂, SO₄H₂, CONHOH or deprotonated forms thereof.

25 The anchoring group of the compacting compound may also be a chelating group with p-conducting character, in particular an oxyme, dioxyme, hydroxyquinoline, salicylate or α -keto-enolate group.

[0033] The molar ratio of said sensitizing dye to said co-adsorbed compacting
30 compound may be of between 10 and 1/2, and preferably of between 5 and 1. Depending upon the selection of the dye and the co-adsorbent, i.e. their relative

affinity constant for the TiO_2 layer, the ratio of dye and co-adsorbent can be varied from 1:10 to 10:1 in their common solvent if they are adsorbed simultaneously, i.e. within the same preparative step. Alternatively, the compacting compound may be adsorbed in a preliminary adsorption step, before the adsorption of the dye, as a pre-treatment, or after the adsorption of the dye, as a post-treatment separate adsorption step.

[0034] Since optical density measurements of the mixed monolayer show a decrease in the optical density, if compared to the optical density of an adsorbed monolayer made of a neat dye, it appears that the compacting agent does go onto the surface along with dye molecules, rendering such a monolayer compact. It is thus believed that said sensitizing dye and said compacting compound form a self-assembled compact mixed monolayer on said semiconductive metal oxide layer.

[0035] Without being bound by theory, it is believed that the hydrophobic part of the amphiphilic sensitizing dye molecules and the hydrophobic portion of the compacting compound molecules co-adsorbed in the afore-said ratios constitute a closely packed hydrophobic monolayer forming a barrier shielding the surface of the semiconductor metal oxide layer, in particular versus triiodide. It is believed that the triiodide can no more reach the TiO_2 surface and that therefore the dark current decreases by decreasing the back electron transfer from the photo injected electrons of TiO_2 to triiodide. It is also believed that the hydrophobic portion of the mixed monolayer constitutes a barrier against H_2O , hindering water residues to reach the surface of the photoanode. It is further believed that the presence of the coadsorbing compacting compound contributes in structuring the arrangement of the adsorbed dye molecules.

[0036] The terminal group of the compacting compound may be an uncharged group. The terminal group may consist of the free end of an alkyl, alkenyl, alkynyl, alkoxyl or poly-ether chain. The terminal group may consist of a neutral group taking up more space, like a branched alkyl, or a carbon atom substituted by several cycloalkyl or phenyl groups.

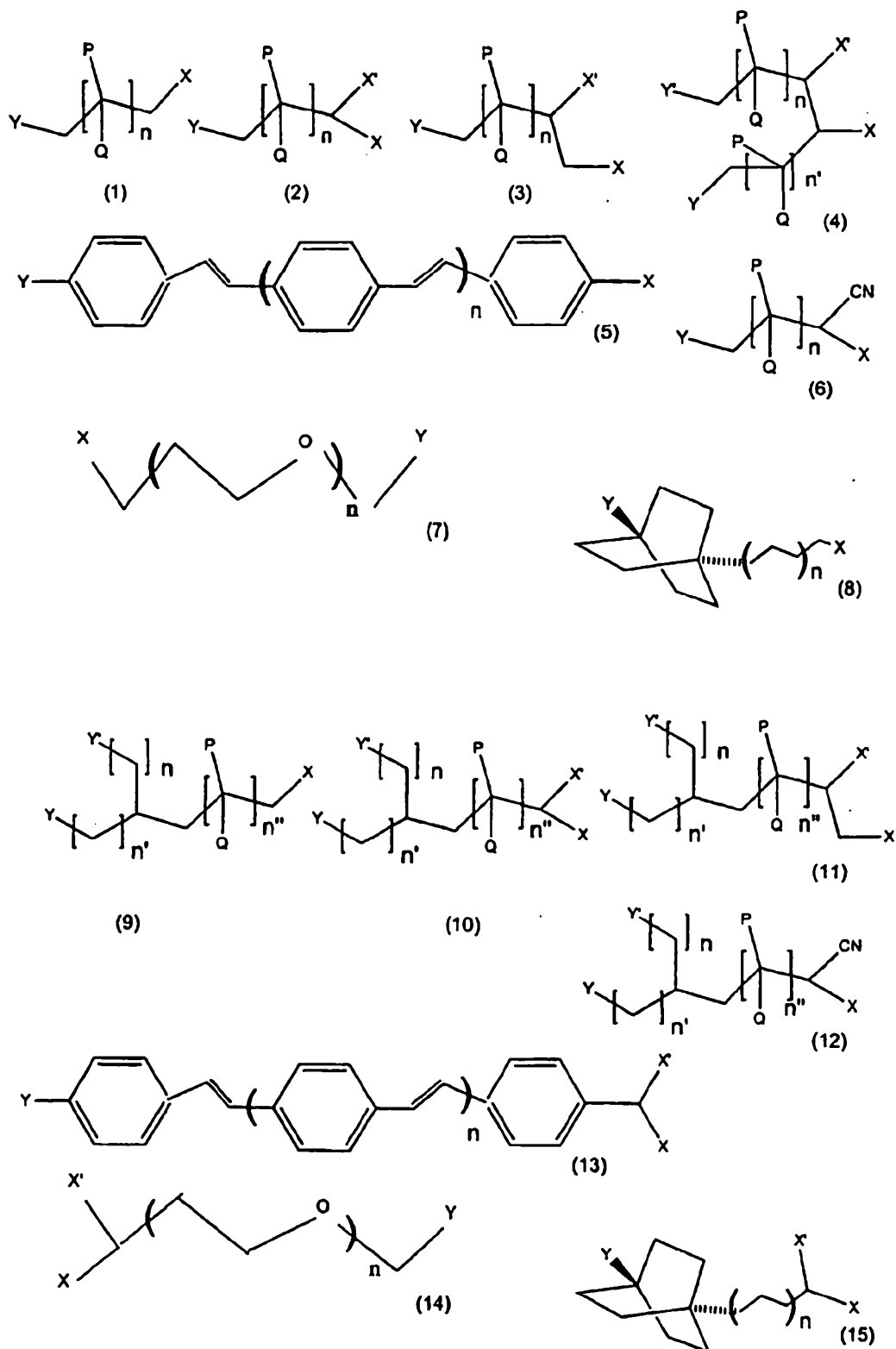
5 [0037] Without being bound by theory, it is believed that when the compacting molecules co-adsorbed with the sensitizing dye have a sufficient chain length and if the ends of these chains bear a terminal group (Y) constituted by a bulky neutral hydrophobic group like branched alkyls, these terminal groups have a capping function protecting the dye layer and the anode surface from electrolyte components, among them triiodide, and also from water, the presence of traces of the latter in a DSSC being hardly avoidable.

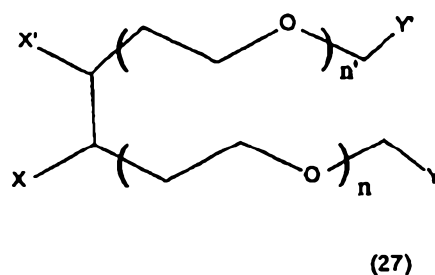
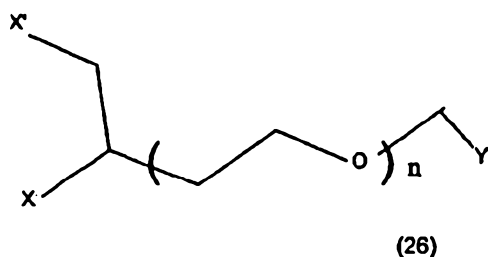
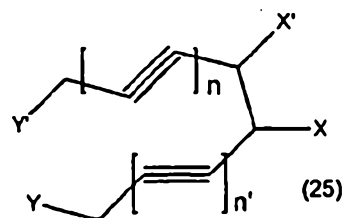
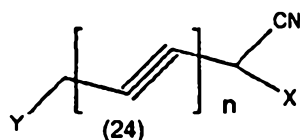
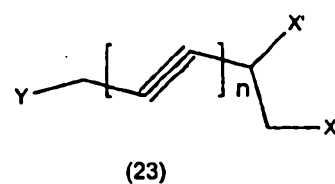
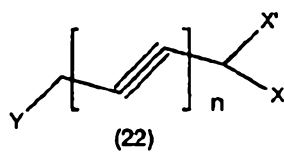
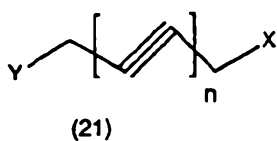
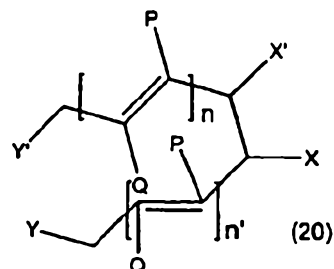
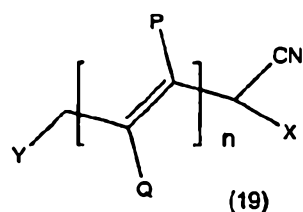
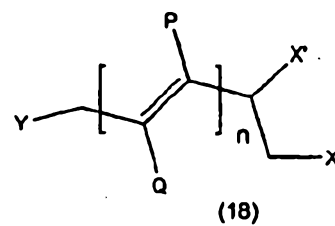
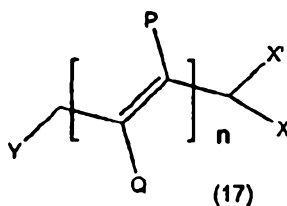
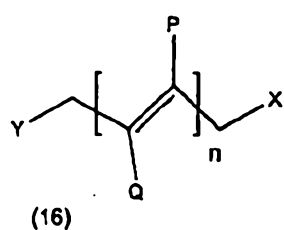
10 [0038] The terminal group of the compacting compound may be an anionic group. Such terminal group may be selected among the same group as the anchoring groups, that is to say SO_3^- , CO_2^- , PO_3^{2-} , PO_3H^- , CONHO^- . The terminal group of the compacting compound may be a cationic group. Such terminal group may be selected among ammonium, phosphonium, sulfonium, imidazolium, pyrrolidonium
15 and pyridinium groups.

[0039] In turn, when the molecules co-adsorbed with the sensitizing dye have a sufficient chain length and if the ends of these chains bear a charged group (Y), these groups surmount the hydrophobic level of the mono-layer and are capable of
20 repelling species present in the electrolyte, thereby preventing once again direct interaction of the species of the electrolyte with parts of the semiconductive metal oxide surface itself.

[0040] In view of an outdoor use, exposed to sun at elevated temperatures, the
25 compacting compound is preferably selected so that said self-assembled monolayer is a dense packed monolayer having an order-disorder transition temperature above 80°C .

[0041] Preferred compacting compounds are selected among compounds of
30 following formulae (1) to (27)

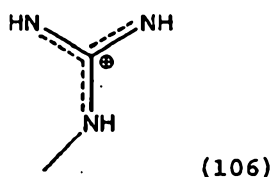
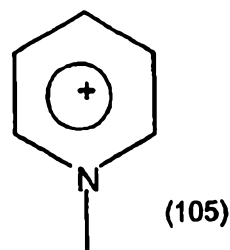
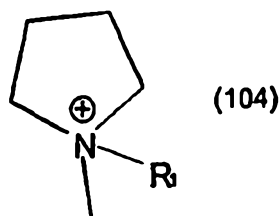
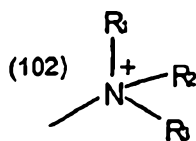
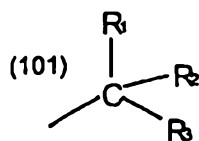




5 [0042] With the proviso that $P = Q = H$ (hydrogen) or $P = H$ and $Q = F$ (fluoride) or $P = Q = F$

that X and X' are, independently one from the other, one of the groups SO_3^- , CO_2^- , PO_3^{2-} , PO_3H^- and $CONHO$ that n , n' and n'' designate the same or different integers from 1 to 20

10 that Y and Y' are, independently one from the other, one of the groups SO_3^- , CO_2^- , PO_3^{2-} , PO_3H^- and $CONHO$ - or a group having one of formulae (101) to (106)



wherein R_1 , R_2 , R_3 designate independently one from the other H, a phenyl group or
 5 an alkyl group of 1 to 20 carbon atoms.

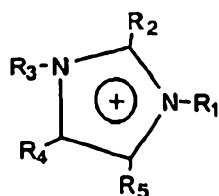
[0043] In particular, the compacting compound may be selected from the group
 consisting of alkyl carboxylic acids, alkyl dicarboxylic acids, alkyl carboxylates,
 alkyl phosphonic acids, alkyl phosphonates, alkyl diphosphonic acids, alkyl
 10 diphosphonates, alkyl sulphonic acids, alkyl sulphonates, alkyl hydroxamic acids,
 alkyl hydroxamates, wherein alkyl is linear or branched from C_1 to C_{20} , derivatives
 of said alkyl hydroxamic acids bearing a terminal group Y of one of formulae (101)
 to (106) or an anionic terminal group as aforesaid, cyclohexanecarboxylic acid,
 adamantane acetic acid, adamantane propionic acid and 4-pentylbicyclo (2,2,2)-
 15 octane-1-carboxylic acid.

[0044] None of the above-cited compacting compounds are electron donating
 species.

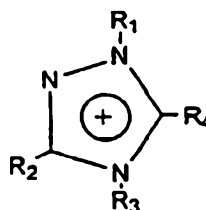
[0045] The chain length of the compacting compound, i.e. the length of the hydrophobic portion, is adapted to the dimension of the dye molecule, in particular to the length of substituent R, i.e. $[\pi](\text{Ral})_q$.

5 [0046] According to another aspect of the DSSC, object of the present invention, the electrolyte of the DSSC may comprise a polar organic solvent having a high boiling point. Boiling points over 100°C at standard atmospheric pressure are preferred. A suitable compound to be used as organic solvent in the framework of the present invention may be found among nitriles. A preferred nitrile is 3-methoxypropionitrile
10 (MPN). The solvent may be useful on one hand for solubilizing an electrochemically active salt present in the electrolyte, and/or the compound forming the redox couple with an ion of said salt.

[0047] In still another aspect of the DSSC according to the present invention, the
15 electrolyte may comprise, instead of an electrochemically active salt which is solid at ambient temperature and shall be dissolved in a solvent, a so-called "room temperature molten salt", an electrochemically active salt having a melting point lower than ambient temperature, or a salt selected so that the mixture formed by this salt and another species of the redox system has a melting point lower than ambient
20 temperature. Then, presence of a solvent may be avoided. The cation of the electrochemically active salt may comprise at least one quaternary nitrogen. The quaternary nitrogen may be comprised in a group selected from imidazolium and triazolium type groups, corresponding to the following general formulae (a) or (b):



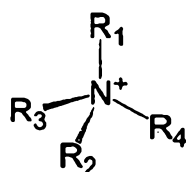
(a)



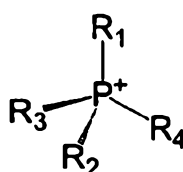
(b)

where the groups R_1 , R_2 , R_3 , R_4 and R_5 are identical or different and are selected from hydrogen and linear or branched alkyl groups, with 1 to 20 carbon atoms, linear or branched alkoxy groups with 1 to 20 atoms of carbon, fluoride substitution derivatives of alkyl groups, alkenyl groups, and combinations of these groups and the corresponding halogenides, or from the alkoxyalkyl and polyether groups.

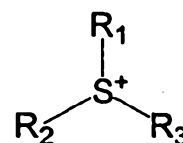
[0048] The cation of the electrochemically active salt may also be an ammonium, a phosphonium or a sulfonium group corresponding to the following general formulae (c), (d) or (e) :



(c)



(d)



(e)

[0049] In which groups R_1 , R_2 , R_3 , R_4 have the same meanings as above.

[0050] The anion of said ionic liquid salt may be selected from halide ions, or a polyhalide ion, or a complex anion containing at least one halide ion, $CF_3SO_3^-$, or CF_3COO^- or $(CF_3SO_2)_3C^-$ or NO_3^- or PF_6^- or BF_4^- or $N(CN)_2^-$ or $NCSSeCN^-$ or ClO_4^- or $C(CN)_3^-$ or $R_6SO_3^-$ or $R_6SO_4^-$, where R_6 is selected from hydrogen and linear or branched alkyl groups, with 1 to 20 carbon atoms, linear, or branched alkoxy groups with 1 to 20 atoms of carbon.

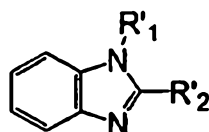
[0051] The redox system of the electrolyte may comprise two salts or more, each having a melting point below ambient temperature, the anions forming a couple of two different electrolytes, for example the iodide/bromide couple.

[0052] In a still further aspect of the DSSC, object of the present invention, the electrolyte incorporates a first compound co-operating with either the anion or the cation, of the electrochemically active salt, that is to say forming a redox couple

with said ion. As a well-known example of such a couple, if the anion of the electrochemically salt is I^- , the neutral molecule, respectively element, is iodine.

[0053] In still a further aspect of the DSSC, object of the present invention, the electrolyte may incorporate a stabilizing additive in form of a neutral molecule comprising one or more nitrogen atom(s) with a lone electron pair.

[0054] Said neutral molecule may be selected from molecules having following formula:



wherein R'_1 and R'_2 can be H, alkyl, alkoxyl, alkenyl, alkynyl, alkoxy-alkyl, poly-ether, and/or phenyl, independently one from the other, the number of carbon atoms of each substituent ranging from 1 to 20, the substitute being linear or branched.

[0055] Preferred compounds are Benzimidazole, 1-methylbenzimidazole, 1-methyl-2-phenyl benzimidazole and 1,2 dimethyl benzimidazole.

[0056] The presence of the afore-said neutral additive compound in the electrolyte increases the stability of the DSSC.

[0057] Other particulars and advantages of the DSSC according to the invention, in particular improved performance and stability at high temperature, will appear to those skilled in the art from the description of the following examples in connection with the drawings, which show:

Fig. 1: synthetic route of donating ligands L1;

Fig. 2: synthetic route of $RuLL1(NCS)_2$;

Fig. 3: absorption spectra of Z910, N-719, and Z-907 anchored on a 8 μm thickness transparent nanocrystalline TiO_2 film;

Fig. 4: photocurrent action spectrum of device A sensitised with Z910 dye;

Fig. 5: current density-voltage characteristics of devices A with Z910 dye under AM 1.5 sunlight (100 mW cm^{-2}) illumination and in the dark. Cell active area: 0.158 cm^2 . Outside of the active area is completely masked with black plastic to avoid the diffusive light;

5 Fig. 6: detailed photovoltaic parameters of devices B with Z910 dye during successive one sun visible-light soaking at 55°C ;

Fig. 7: detailed photovoltaic parameters of devices C with K19 dye at 80°C ;

Fig. 8: detailed photovoltaic parameters of devices C with K19 dye during successive one sun visible-light soaking at 55°C ;

10 Fig. 9: detailed photovoltaic parameters of devices E with K19 dye and 1-decylphosphonic acid as coadsorbent at 80°C ;

Fig. 10: detailed photovoltaic parameters of devices E with K19 dye and 1-decylphosphonic acid as coadsorbent during successive one sun visible-light soaking at 55°C ;

15 Fig. 11 and 12: the molecular structures of examples of ligands L1;

Fig. 13: the molecular structures of K 60 and Z910.

Example I: Synthesis of ligands L1

20 **[0058]** The synthesis steps are shown in Fig. 1.

1) 4-Hexyloxybenzaldehyde, intermediate compound 1

[0059] 4-formyl-phenol (5 g, 41 mmol), iodohexane (10.5 g, 49 mmol) and K_2CO_3 (8.5 g, 61 mmol) in acetonitrile (150 ml) were refluxed overnight under N_2 . After being cooled to room temperature, water (10 ml) was added and acetonitrile was evaporated. Water (150 ml) and Et_2O (150 ml) were then added. The ethereal layer was extracted and washed with water (2 x 100 ml), brine (100 ml), dried over MgSO_4 , filtered and evaporated to dryness to afford 8.3 g (98 %) of compound 1 as a slightly yellow oil after dring at 80°C under vacuum.

25

30

¹H-NMR (CDCl₃, 298K, 200 MHz, δ ppm) 0.94 (t, *J* = 6.5 Hz, 3H), 1.3-1.6 (m, 6H), 1.80 (m, 2H), 4.05 (t, *J* = 6.5 Hz, 2H), 7.00 (d, *J* = 8.7 Hz, 2H), 7.83 (d, *J* = 8.7 Hz, 2H), 9.89 (s, 1H). ¹³C-NMR (CDCl₃, 298K, 50 MHz, δ ppm) 14.0, 22.5, 25.6, 29.0, 31.5, 68.4, 114.7, 129.7, 131.9, 164.2, 190.7.

5

2) 1-Hexyloxynaphthalene, intermediate compound 2

[0060] 1-naphthol (5 g, 34.7 mmol), iodohexane (8.82 g, 41.6 mmol) and K₂CO₃ (7.2 g, 50 mmol) in acetonitrile (150 ml) were refluxed overnight under N₂. After being cooled to room temperature, water (10 ml) was added and acetonitrile was evaporated. Water (150 ml) and Et₂O (150 ml) were added. The ethereal layer was extracted and washed with water (2 x 100 ml), brine (100 ml), dried over MgSO₄, filtered and evaporated to dryness to afford 7.8 g (98 %) of compound 2 as an orange oil after dring at 80 °C under vacuum.

15 ¹H-NMR (CDCl₃, 298K, 200 MHz, δ ppm) 0.99 (t, *J* = 6.5 Hz, 3H), 1.3-1.7 (m, 6H), 1.96 (m, 2H), 4.18 (t, *J* = 6.5 Hz, 2H), 6.84 (dd, *J* = 1.7 and 6.8 Hz, 1H), 7.4-7.6 (m, 4H), 7.84 (m, 1H), 8.35 (m, 1H). ¹³C-NMR (CDCl₃, 298K, 50 MHz, δ ppm) 14.1, 22.7, 26.0, 29.3, 31.7, 68.1, 104.5, 119.9, 122.1, 125.0, 125.8, 125.9, 126.3, 127.4, 134.5, 154.9.

20

3) 1-Hexyloxy-4-formylnaphthalene, intermediate compound 3

[0061] POCl₃ (3.22 g, 21 mmol) was dropwise added to a solution of compound 2 (4 g, 17.5 mmol) in anh. DMF (5 ml) at room temperature and under N₂. The resulting dark red solution was heated to 100°C for 3 hours. Concentrated AcONa solution (5 ml) was then added and heating was continued for 2 hours more. After being cooled to room temperature, water (100 ml) was added. The mixture was extracted with Et₂O (2 X 150 ml), the ethereal combined fractions were washed with 10 % HCl solution (100 ml), water (100 ml), dried over MgSO₄, filtered and evaporated to dryness. Recrystallisation of the brown solid from EtOH afford 2.1 g (47 %) of compound 3 as brownish crystals.

30

¹H-NMR (CDCl₃, 298K, 200 MHz, δ ppm) 0.95 (t, *J* = 7 Hz, 3H), 1.3-1.7 (m, 6H), 1.98 (m, 2H), 4.24 (t, *J* = 6.4 Hz, 2H), 6.90 (d, *J* = 8 Hz, 1H), 7.58 (t, *J* = 8 Hz, 1H), 7.71 (t, *J* = 8 Hz, 1H), 7.90 (d, *J* = 8 Hz, 1H), 8.37 (d, *J* = 8 Hz, 1H), 9.32 (d, *J* = 8 Hz, 1H), 9.89 (s, 1H). ¹³C-NMR (CDCl₃, 298K, 50 MHz, δ ppm) 14.0, 22.6, 25.8, 29.0, 31.5, 68.8, 103.5, 122.4, 124.7, 124.8, 125.6, 126.3, 129.4, 131.9, 139.8, 160.4, 192.2.

4) 4,4'-bis[(trimethylsilyl)methyl]-2,2'-bipyridine, intermediate compound 4, was synthesized according to procedure published by A. P. Smith, J. J. S. Lamba, and C. L. Fraser (Organic Synthesis, 78, pp. 82-90).

5) 4,4'-bis(chloromethyl)-2,2'-bipyridine, intermediate compound 5

[0062] A solution composed of compound 4 (2 g, 6.1 mmol), hexachloroethane (5.8 g, 24.3 mmol) and KF (1.42 g, 24.3 mmol) in anhydrous DMF (30 ml) was stirred overnight at room temperature under N₂. EtOAc (150 ml) was added. The organic layer was washed with water (5 X 100 ml), dried over MgSO₄ and evaporated to dryness. The resulting solid was dissolved in the minimum volume of hexane and let stand in the freezer for few hours. The resulting white crystalline solid was filtered and washed with small cold portions of hexane to afford 1.4 g (91 %) of compound 5 as white crystalline solid.

¹H-NMR (CDCl₃, 298K, 200 MHz, δ ppm) 4.65 (s, 4H), 7.40 (d, *J* = 5 Hz, 2H), 8.45 (s, 2H), 8.70 (d, *J* = 5 Hz, 2H).

6) 4,4'-bis(diethyl methylphosphonate)-2,2'-bipyridine, intermediate compound 6.

[0063] Compound 5 (2.6 g, 10.3 mmol) was refluxed overnight under N₂ in triethylphosphite (50 ml). Excess P(OEt)₃ was evaporated and the resulting brown oil was column chromatographed (Al₂O₃, CH₂Cl₂/MeOH: 98/2). The yellow oil thus obtained was dissolved in a mixture of CH₂Cl₂/hexane (1/50 ml) and let stand in the

freezer to afford after filtration 4 g (85 %) of compound 6 as a slightly yellow crystalline solid.

¹H-NMR (CDCl₃, 298K, 200 MHz, δ ppm) 1.27 (t, *J* = 7 Hz, 12H), 3.18 (s, 2H), 3.29 (s, 2H), 4.08 (m, 8H), 7.33 (d, *J* = 5 Hz, 2H), 8.34 (s, 2H), 8.60 (d, *J* = 5 Hz, 2H).

5

7) Procedure for the synthesis of 4,4'-bis(4-hexyloxystyryl)-2,2'-bipyridine, compound 7, and 4,4'-bis(4-hexyloxynaphthalene-1-vinyl)-2,2'-bipyridine, compound 8.

10 **[0064]** Solid ^tBuOK (740 mg, 6.6 mmol) was added to an anh. DMF (50 ml) solution of compound 6 (1 g, 2.2 mmol) and compound 1 or 3 (2.52 g, 5.5 mmol) and the resulting mixture was stirred overnight at room temperature under N₂. A copious precipitate appeared after few minutes. DMF was evaporated and the resulting slurry was stirred 30 minutes in MeOH (100 ml). The white precipitate was filtered, washed
15 with small portions of MeOH and dried to afford compound 7 (85 %) as a slightly pink solid or compound 8 (78 %) as a white solid.

7 : ¹H-NMR (CDCl₃, 298K, 200 MHz, δ ppm) 0.93 (t, *J* = 6.3 Hz, 6H), 1.2-1.5 (m, 12H), 1.85 (m, 4H), 4.00 (t, *J* = 6.4 Hz, 4H), 6.93 (d, *J* = 8.7 Hz, 4H), 7.00 (d, *J* = 17 Hz, 2H), 7.38 (d, *J* = 5 Hz, 2H), 7.43 (d, *J* = 17 Hz, 2H), 7.51 (d, *J* = 8.7 Hz, 4H),
20 8.53 (s, 2H), 8.66 (d, *J* = 5 Hz, 2H). ¹³C-NMR (CDCl₃, 298K, 50 MHz, δ ppm) 14.0, 22.6, 25.7, 29.2, 31.6, 68.1, 114.8, 118.0, 120.8, 123.8, 128.4, 128.8, 133.0, 146.1, 149.4, 156.5, 159.7.

8 : ¹H-NMR (CDCl₃, 298K, 200 MHz, δ ppm)) 0.96 (t, *J* = 7 Hz, 6H), 1.3-1.7 (m, 12H), 1.98 (m, 4H), 4.21 (t, *J* = 6.4 Hz, 4H), 6.88 (d, *J* = 8 Hz, 2H), 7.13 (d, *J* = 16 Hz, 2H), 7.50-7.67 (m, 6H), 7.75 (d, *J* = 8 Hz, 2H), 8.20 (d, *J* = 16 Hz, 2H),
25 8.22-8.27 (m, 2H), 8.36-8.41 (m, 2H), 8.64 (s, 2H), 8.73 (d, *J* = 5 Hz, 2H). ¹³C-NMR (CDCl₃, 298K, 50 MHz, δ ppm) 14.4, 22.6, 25.9, 29.2, 31.6, 68.3, 104.6, 118.4, 120.9, 122.7, 123.3, 124.8, 125.2, 125.7, 126.1, 126.9, 127.0, 130.4, 132.3, 146.3, 149.5, 155.7, 156.6.

30

10) 4,4'-bis[4-(1,4,7,10-Tetraoxyundecyl)styryl]-2,2'-bipyridine.

[0065] 3,6,9-Trioxydecyl 4-toluenesulfonate and 4-(1,4,7,10-Tetraoxyundecyl)benzaldehyde were synthesized according to reference C. Lottner, K.-C. Bart, G. Bernhardt, H. Brunner J. Med. Chem. 2002, 45, 2079-2089).
 Solid *t*BuOK (1.5 g, 13.4 mmol) was added to a solution of 4,4'-bis(diethylmethylphosphonate)-2,2'-bipyridine (1.5 g, 3.3 mmol) and 4-(1,4,7,10-Tetraoxyundecyl)benzaldehyde (2.1 g, 7.8 mmol) in anhydrous DMF (80 ml). The resulting mixture was stirred overnight at room temperature under nitrogen. After evaporation of DMF, water (100 ml) was added and extracted with CH₂Cl₂ (3x150 ml). The combined organic fractions were washed with water (100 ml), brine (100 ml), dried over MgSO₄, filtered and evaporated to dryness. The resulting residue was then dissolved in the minimum volume of CH₂Cl₂ and precipitated by addition of Et₂O with rapid stirring. The solid was filtered, washed with Et₂O and dried to afford 1.5 g (66%) of the titled compound as a slightly beige solid.
¹H NMR (200 MHz, 25°C, CDCl₃) δ 3.39 (s, 6H), 3.5-3.7 (m, 16H), 3.88 (t, *J* = 4.5 Hz, 4H), 4.18 (t, *J* = 4.5 Hz, 4H), 6.94 (d, *J* = 8 Hz, 4H), 7.00 (d, *J* = 16 Hz, 2H), 7.4-7.5 (m, 8H), 8.52 (s, 2H), 8.65 (d, *J* = 5 Hz, 2H). ¹³C NMR (50 MHz, 25°C, CDCl₃) δ 59.0, 67.5, 69.7, 70.6, 70.7, 70.8, 71.9, 114.9, 118.0, 120.8, 124.0, 128.4, 129.2, 132.8, 146.1, 149.4, 156.5, 159.3.

[0066] Those skilled in the art will observe that if the symetric starting compound of step 4, e.g. 4,4'-bis(methyl)-2,2'-bipyridine is replaced by an asymmetric starting compound, e.g. 4-methyl-2,2'-bipyridine, an asymmetric compound L1, e.g. 4-(4-hexyloxystyryl)-2,2' bipyridine will be synthesized.

Example II: Synthesis of Z910

[0067] The synthesis of Z910 was performed according to a one pot synthesis method reported in Nat. Mater(2003) 2, 402. [RuCl₂(p-cymene)]₂ (0.15 g, 0.245 mmol) was dissolved in DMF (50 ml) and to this solution dmsbpy (0.206 g,

0.49 mmol) was added. The reaction mixture was heated to 60°C under nitrogen for 4 h with constant stirring. To this reaction flask H₂dcbpy (0.12 g, 0.49 mmol) was added and refluxed for 4 h. Finally, excess of NH₄NCS (13 mmol) was added to the reaction mixture and continued the reflux for another 4 h. The reaction mixture was cooled down to room temperature and the solvent was removed by using rotary-evaporator under vacuum. Water was added to the flask and the insoluble solid was collected on a sintered glass crucible by suction filtration. The crude was dissolved in a basic methanol solution and purified by passing through a Sephadex LH-20 column with methanol as an eluent. After collecting main band and evaporating the solvent, the resultant solid was redissolved in water. Lowering the pH to 3.1 by titration with dilute nitric acid produced Z910 as a precipitate. The final product was washed thoroughly with water and dried under vacuum. ¹H NMR (δ_H /ppm in CD₃OD+NaOD) 9.4 (d, 1H), 9.2 (d, 1H), 8.9 (s, 1H), 8.8 (s, 1H), 8.3 (s, 1H), 8.15 (s, 1H), 7.9 (d, 1H), 7.80 (d, 1H), 7.7 to 6.9 (m, 16H), 4.1 (s, 3H), 4.0 (s, 3H). Anal. Calc. for RuC₄₂H₃₄N₆O₇S₂: C, 56.0; H, 3.78; N, 9.34 %. Found: C, 55.22; H, 3.97; N, 9.39 %.

[0068] The molecular structure of Z910 is given in Fig. 13.

[0069] Fig. 3 compares the electronic absorption spectra of 8 m mesoporous TiO₂ films grafted respectively with Z907, N719 and Z910 dyes.

[0070] By extending the p-conjugated system of the ligand, the metal-to-ligand charge transfer (MLCT) transitions are red shifted with higher molar extinction coefficient. In addition to the increase in the optical density of MLCT transitions there is a huge increase in the optical density of ligand to ligand charge transitions in the UV regions. These UV transitions can serve as UV filters in DSSCs

Example III:

[0071] The synthesis steps of K19 or K24 or K60 are shown in Fig. 2.

5 **Synthesis of Dye K19 Ru(LL1)(NCS)₂**

[0072] Compound 7 (200 mg, 0.36 mmol) and dichloro(p-cymene)ruthenium(II) dimer (109 mg, 0.18 mmol) were refluxed in argon degased EtOH (50 ml) for 4 hours under argon. The orange-brown solution was evaporated to dryness to afford quantitatively the intermediate complex RuL(p-cymene)Cl₂ as a brown solid. This complex and 4,4'-dicarboxy-2,2'-bipyridine (88 mg, 0.36 mmol) were heated to 140°C in degased anh. DMF for 4 hours under argon and in the dark. To the resulting dark green solution was added solid NH₄NCS (411 mg, 5.4 mmol) and the mixture was allowed to heat 4 hours more at 140°C under argon and in the dark.

15 DMF was evaporated and water (200 ml) was added. The formed purple solid was filtered off, washed with water, Et₂O, and purified on LH-20 sephadex to afford complex K₁₉. ¹H NMR (δ_H/ppm in CD₃OD+ NaOD) 9.4 (d, 1H), 9.2 (d, 1H), 8.9 (s, 1H), 8.8 (s, 1H), 8.3 (s, 1H), 8.15 (s, 1H), 8.0 (d, 1H), 7.80 (d, 1H), 7.7 to 6.9 (m, 16H), 4.1 (s, 3H), 1.8 (t, 2H), 1.6 to 1.4 (m, 8H), 1.0 (t, 3H). The molecular structure of Ru(dcbpy) (dmsbpy)(NCS)₂ (where dcbpy is 4,4'-dicarboxylic acid-2,2'-bipyridine) referred to K19 is shown in Fig. 2.

20

Example IV:**Synthesis of Dye K24 Ru(LL1)(NCS)₂**

25

[0073] Compound 8 (300 mg, 0.45 mmol) and dichloro(p-cymene)ruthenium(II) dimer (139 mg, 0.227 mmol) were refluxed in argon degased EtOH (50 ml) for 4 hours under argon. The orange-brown solution was evaporated to dryness to afford quantitatively the intermediate complex RuL(p-cymene)Cl₂ as a brown solid. This complex and 4,4'-dicarboxy-2,2'-bipyridine (111 mg, 0.45 mmol) were heated to 140°C in degased anh. DMF for 4 hours under argon and in the dark. To the resulting dark green solution was added solid NH₄NCS (520 mg, 6.8 mmol) and

30

the mixture was allowed to heat 4 hours more at 140°C under argon and in the dark. DMF was evaporated and water (200 ml) was added. The formed purple solid was filtered off, washed with water, Et₂O, and purified on LH-20 sephadex to afford complexes K24.

5

Example V :

Synthesis of dye K 60 : Ru(LL')(NCS)₂

[0074] Compound 10 (850 mg, 1.24 mmol) and dichloro(p-cymene)ruthenium(II) dimer (380 mg, 6.2 mmol) were refluxed in argon degased EtOH (50 ml) for 4 hours under argon. The orange-brown solution was evaporated to dryness to afford quantitatively the intermediate complex RuL(p-cymene)Cl₂ as a brown solid. This complex and 4,4'-dicarboxy-2,2'-bipyridine (303mg, 1.24mmol) were heated to 140°C in degased anh. DMF for 4 hours under argon and in the dark. To the resulting dark green solution was added excess solid NH₄NCS (1.5 g) and the mixture was allowed to heat 4 hours more at 140°C under argon and in the dark. DMF was evaporated and water (200 ml) was added. The formed purple solid was filtered off, washed with water, Et₂O, and purified on LH-20 sephadex to afford complex K 60 as purple solid. The molecular structure of Ru (dcbpy) (4,4'-bis[4-(1,4,7,10-Tetraoxyundecyl)styryl]-2,2'-bipyridine) (NCS)₂ (where dcbpy is 4,4'-dicarboxylic acid-2,2'-bipyridine) referred to K 60 is shown in Fig 13.

25

Example VI: Fabrication and photovoltaic performance of Z910 sensitized solar cells

30

[0075] A screen-printed double layer of TiO₂ particles was used as photoanode. A 10 μm thick film of 20 nm sized TiO₂ particles was first printed on the fluorine-doped SnO₂ conducting glass electrode and further coated by 4 μm thick second layer of 400 nm sized light scattering anatase particles. Fabrication procedure for the nanocrystalline TiO₂ photoanodes and the assembly as well as photoelectrochemical characterization of complete, hot-melt sealed cells has been described by P. Wang et al. (J. Phys. Chem. B, 2003, 107, 14336-14341). The electrolyte used for device A

contained 0.6 M 1-propyl-3-methylimidazolium iodide (PMII), 30 mM I_2 , 0.13 M guanidinium thiocyanate, and 0.5 M 4-tert-butylpyridine in the 1:1 volume mixture of acetonitrile and valeronitrile. The TiO_2 electrodes were immersed at room temperature for 12 h into a solution containing 300 μM Z910 and 300 μM chenodeoxycholic acid in acetonitrile and tert-butanol (volume ratio: 1:1). For stability tests, the electrolyte was composed of 0.6 M PMII, 0.1 M I_2 , and 0.5 M N-methylbenzimidazole in 3-methoxypropionitrile and the corresponding device with the Z910 dye alone is denoted as device B.

[0076] The photocurrent action spectrum of device A with Z910 as sensitizer is shown in Fig. 4. The incident photon to current conversion efficiency (IPCE) exceeds 80% in a spectral range from 470 to 620 nm, reaching its maximum of 87% at 520 nm. Considering the light absorption and scattering loss by the conducting glass, the maximum efficiency for absorbed photon to current conversion efficiency is practically unity over this spectral range. From the overlap integral of this curve with the standard global AM 1.5 solar emission spectrum, a short-circuit photocurrent density (J_{sc}) of 17.2 mA cm^{-2} is calculated, which is in excellent agreement with the measured photocurrent. As shown in Fig. 5, its shortcircuit photocurrent density (J_{sc}), open-circuit photovoltage (V_{oc}), and fill factor (ff) of device A with Z910 dye under AM 1.5 full sunlight are 17.2 mA cm^{-2} , 777 mV, and 0.764, respectively, yielding an overall conversion efficiency (η) of 10.2 %. At various lower incident light intensities, overall power conversion efficiencies are also over 10.2 %. With the double layer film (total thickness of 14 μm) and electrolyte used here, the power conversion efficiencies of N-719 and Z-907 dyes are 7 % less efficient than Z910.

[0077] The above-mentioned 3-methoxypropionitrile based electrolyte was used for the stability test of sensitizer Z910 under moderate thermal stress and visible light soaking. The advantage of using 3-methoxypropionitrile lies in its high boiling point, low volatility, non-toxicity and good photochemical stability, making it viable for practical application. Photovoltaic parameters (J_{sc} , V_{oc} , ff , and η) of device B are 14.8 mA cm^{-2} , 696 mV, 0.695, and 7.2 %, respectively. The cells covered with a 50

μm thick of polyester film (Preservation Equipment Ltd, UK) as a UV cutoff filter (up to 400 nm) were irradiated at open circuit under a Suntest CPS plus lamp (ATLAS GmbH, 100 mW cm⁻², 55°C). As shown in Fig. 6, all parameters of the device are rather stable during 1000 h accelerating tests. It should be noted that under this condition the sensitizer showed similar stability but higher efficiency compared with Z-907 dye.

Example VII: Fabrication and photovoltaic performance of K19 sensitized solar cells with a organic solvent based electrolyte

[0078] A screen-printed double layer of TiO₂ particles was used as photoanode. A 10 μm thick film of 20 nm sized TiO₂ particles was first printed on the fluorine-doped SnO₂ conducting glass electrode and further coated by 4 μm thick second layer of 400 nm sized light scattering anatase particles. Fabrication procedure for the nanocrystalline TiO₂ photoanodes and the assembly as well as photoelectrochemical characterization of complete, hot-melt sealed cells C has been described above. The electrolyte used for device C contained 0.6 M 1,2-dimethyl-3-propylimidazolium iodide (DMPII), 0.1 mM M I₂, and 0.5 M N-methylbenzimidazole in 3-methoxypropionitrile. The TiO₂ electrodes were immersed at room temperature for 12 h into a solution containing 300 μM K19 in the mixture of acetonitrile and tert-butanol (volume ratio: 1:1).

[0079] Figure 7 shows the evolution of photovoltaic parameters of device C at 80 °C in the dark. Figure 8 shows the evolution of photovoltaic parameters of device C covered with a UV filter at 55-60 °C under AM 1.5 sunlight (100 mW/cm²).

Example VIII: Fabrication and photovoltaic performance of K19 sensitized solar cells with a organic solvent based electrolyte

[0080] A screen-printed double layer of TiO₂ particles was used as photoanode. A 10 μm thick film of 20 nm sized TiO₂ particles was first printed on the fluorine-doped SnO₂ conducting glass electrode and further coated by 4 μm thick second layer of

400 nm sized light scattering anatase particles. Fabrication procedure for the anocrystalline TiO₂ photoanodes and the assembly as well as photoelectrochemical characterization of complete, hot-melt sealed cells has been described as above. The electrolyte used for device D contained 0.2 M I₂, and 0.5 M N-methylbenzimidazole in the 65/35 volume mixture of 1-propyl-3-methylimidazolium iodide (PMII) and 1-ethyl-2-methylimidazolium tricyanomethide [EMIC(CN)₃]. The TiO₂ electrodes were immersed at room temperature for 12 h into a solution containing 300 μ M K₁₉ in the mixture of acetonitrile and tert-butanol (volume ratio: 1:1). Table 1 gives the detailed photovoltaic parameters of device D under illumination of different light intensities.

Table 1 Detailed photovoltaic parameters of device D.

$P_{in}/\text{mW cm}^{-2}$	$J_{sc}/\text{mA cm}^{-2}$	V_{oc}/mV	$P_{max}/\text{mW cm}^{-2}$	ff	$\eta / \%$
9.45	1.42	634	0.7	0.78	7.4
51.7	7.31	682	3.75	0.77	7.2
99.9	13.0	700	6.7	0.74	6.7

[0081] The spectral distribution of the lamp simulates air mass 1.5 solar light. Incident power intensity: P_{in} ; Short-circuit photocurrent density: J_{sc} ; Open-circuit photovoltage: V_{oc} ; Maximum electricity output power density: P_{max} ; Fill factor: $ff = P_{max}/P_{in}$; Total power conversion efficiency: η . Cell active area: 0.158 cm².

Example IX: Fabrication and photovoltaic performance of cells with a TiO₂ film cogafted with K19 dye and 1-decylphosphonic acid coadsorbent

[0082] A screen-printed double layer of TiO₂ particles was used as photoanode. A 10 μ m thick film of 20 nm sized TiO₂ particles was first printed on the fluorine-doped SnO₂ conducting glass electrode and further coated by 4 μ m thick second layer of 400 nm sized light scattering anatase particles. Fabrication procedure for the nanocrystalline TiO₂ photoanodes and the assembly as well as photoelectrochemical characterization of complete, hot-melt sealed cells has been described above. The electrolyte used for device E contained 0.6 M 1,2-dimethyl-3-propylimidazolium

iodide (DMPH), 0.1 mM M I_2 , and 0.5 M N-methylbenzimidazole in 3-methoxypropionitrile. The TiO_2 electrodes were immersed at room temperature for 12 h into a solution containing 300 μM K_{19} dye and 75 μM 1-decylphosphonic acid coadsorbent in the mixture of acetonitrile and tert-butanol (volume ratio: 1:1).

5

[0083] Figure 9 shows the evolution of photovoltaic parameters of device E at 80 °C in the dark. It is clear that the presence of 1-decylphosphonics has enhanced the stability of photovoltage under the thermal stress at 80 °C. Figure 10 shows the evolution of photovoltaic parameters of device E covered with a UV filter at 55-60 °C under AM 1.5 sunlight (100 mW/cm^2).

10

[0084] In conclusion, new heteroleptic polypyridyl ruthenium complexes with high molar extinction coefficients have been synthesized and demonstrated as highly efficient, stable sensitizers for nanocrystalline solar cells. Enhancing the molar extinction coefficient of sensitizers has been demonstrated to be an elegant strategy to improve the photovoltaic performance of dye sensitized solar cells.

15

Throughout this specification and the claims which follow, unless the context requires otherwise, the word "comprise", and variations such as "comprises" and "comprising", will be understood to imply the inclusion of a stated integer or step or group of integers or steps but not the exclusion of any other integer or step or group of integers or steps.

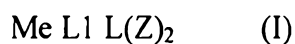
20

The reference to any prior art in this specification is not, and should not be taken as, an acknowledgment or any form or suggestion that the prior art forms part of the common general knowledge.

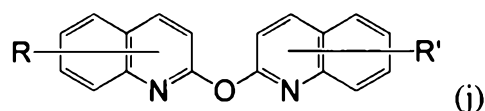
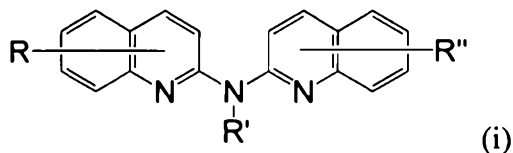
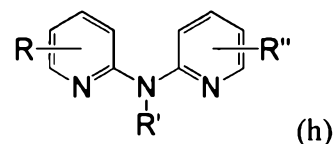
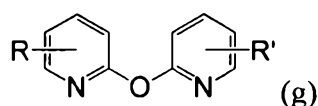
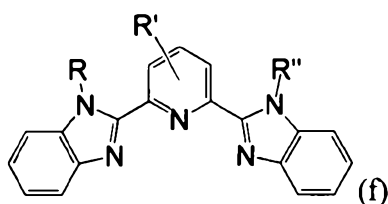
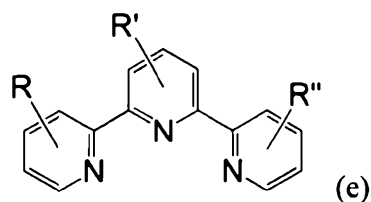
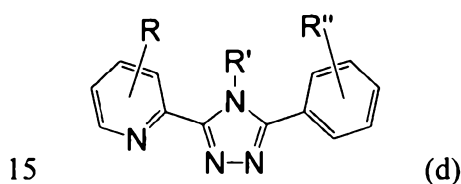
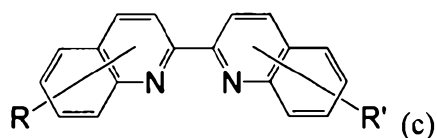
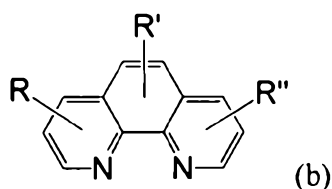
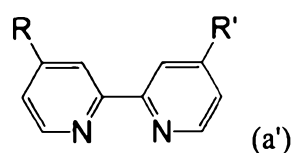
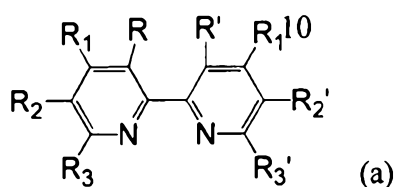
25

The claims defining the invention are as follows:

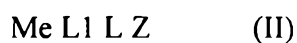
1. An organometallic complex of a metal Me selected from the group consisting of Ru, Os and Fe, comprising as a ligand a compound L1, said complex being of formula



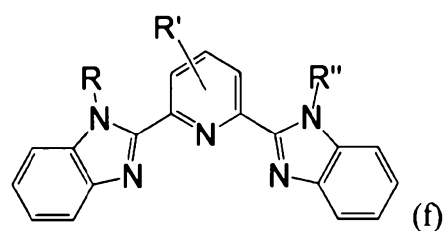
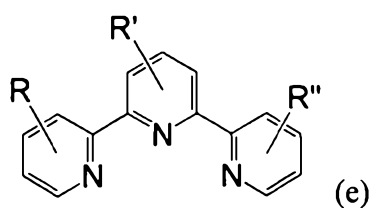
if L1 is a compound of formula (a), (a'), (b), (c), (d), (g), (h), (i) or (j)



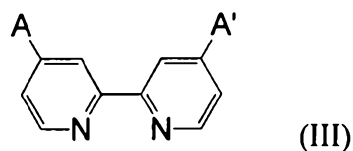
and of formula



if L1 is a compound of formula (e) or (f)



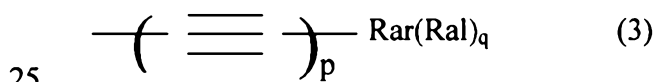
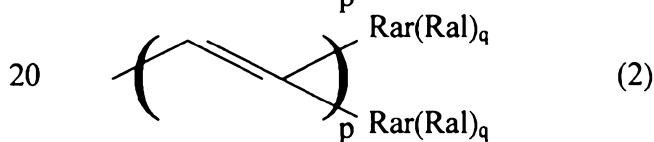
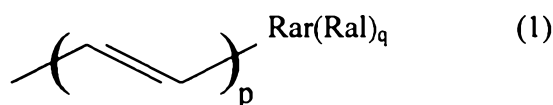
wherein L is a ligand selected from the group of ligands of formula



wherein A and A' are anchoring groups selected from COOH, PO₃H₂, PO₄H₂, SO₃H₂, SO₄H₂, CONHOH, deprotonated forms thereof and chelating groups with π conducting character,

wherein Z is selected from the group consisting of H₂O, Cl, Br, CN, NCO, NCS and NCSe and

wherein at least one of the substituents -R, -R₁, -R₂, -R₃, -R', -R'₁, -R'₂, -R'₃, -R'' is a substituent selected from the group of substituents (1), (2) and (3)

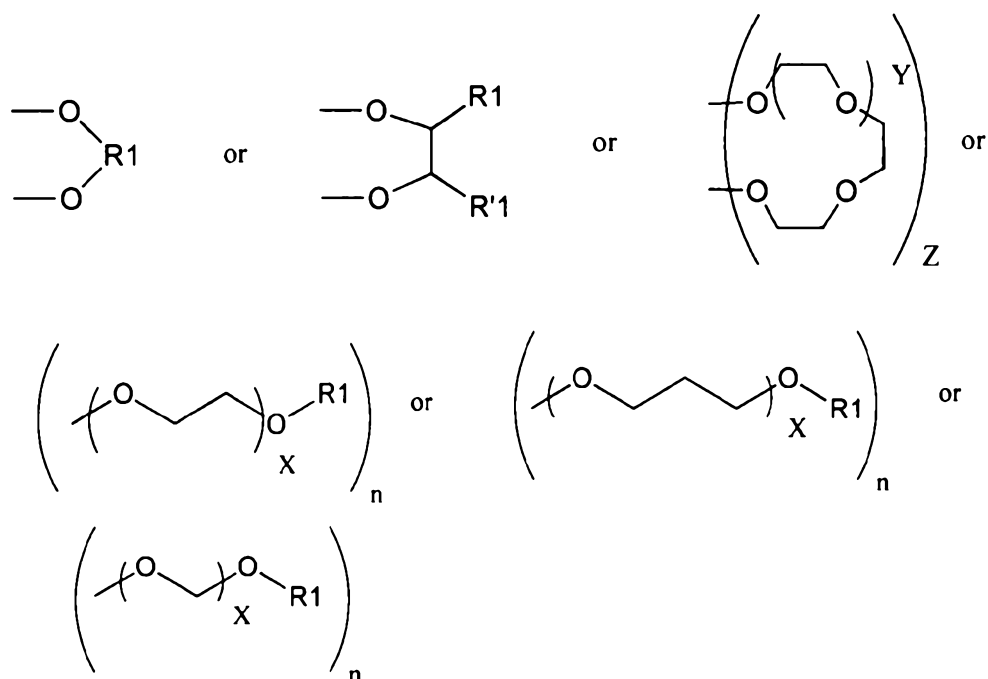


wherein p is an integer from 1 to 4

wherein q is an integer from 1 to 4

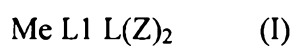
wherein Rar is a monocyclic or polycyclic aryl from C₆ to C₂₂

wherein each -Ral is, independently one from the others, -H, -R₁, -(O-R₁)_n, -NHR₁ or -N(R₁)₂,

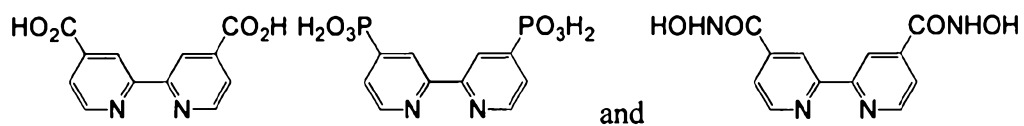


5 wherein R1, R'1 is an alkyl from 1 to 10 carbon atoms,
20 ≥ X ≥ 0, and 5 ≥ n ≥ 0, 8 ≥ Y ≥ 1, Z = 1 or 2.

2. An organometallic complex as claimed in claim 1, said complex being of formula

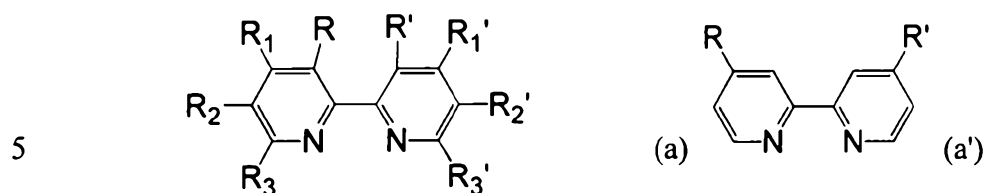


wherein Me designates Ru, Os or Fe,
wherein L is selected from ligands



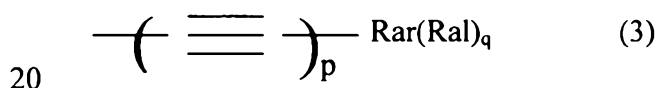
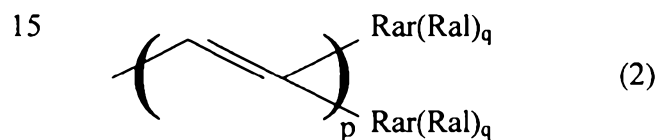
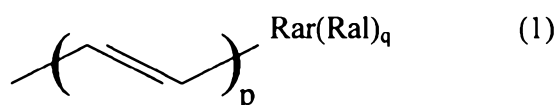
wherein Z is selected from H₂O, -Cl, -Br, -I, -CN, -NCO,
20 -NCS and -NCSe.

wherein L1 is a substituted bipyridine of formula (a) or a 4,4'-disubstituted bipyridine of formula (a')



wherein at least one of the substituents -R, -R₁, -R₂, -R₃, -R', -R'₁, -R'₂, -R'₃, is a substituent selected from the group of substituents (1), (2) and (3)

10

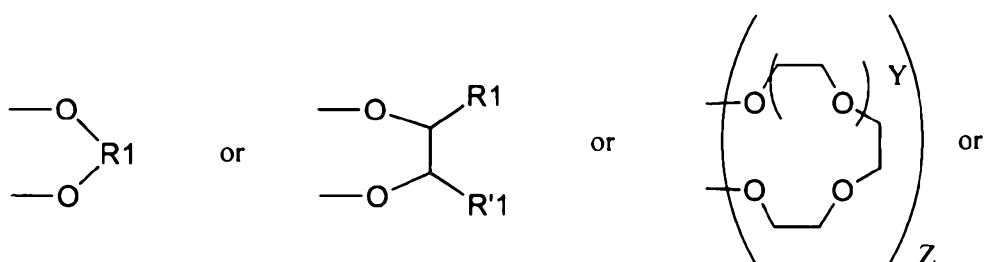


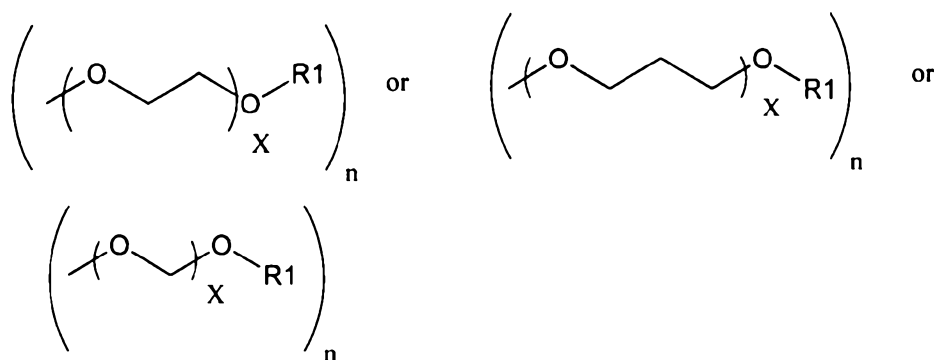
wherein p is an integer from 1 to 4

wherein q is an integer from 1 to 4

wherein Rar is a monocyclic or polycyclic aryl from C₆ to C₂₂

25 wherein each -Ral is, independently one from the others, -H, -R₁, -(O-R₁)_n, -NHR₁ or -N(R₁)₂,





wherein R1, R'1 is an alkyl from 1 to 10 carbon atoms,
 $20 \geq X \geq 0$, and $5 \geq n \geq 0$, $8 \geq Y \geq 1$, $Z = 1$ or 2 .

5

3. An organometallic complex as claimed in claim 2, of formula $\text{cis}(\text{NCS})_2 \text{RuLL1}$, wherein L1 is of formula (a'), wherein R is of formula (1), (2) or (3), wherein $p = 1$, wherein Rar is selected from the group consisting of benzene and naphthalene, wherein $q = 1$ to 4 , wherein Ral is OR1 and wherein R1 is an alkyl of 1 to 10 carbon atoms or linear R cyclic polyethers.

10

4. Cis-dithiocyanato-(2,2'-bipyridyl-4,4'-dicarboxylate)-[4,4'-bis(4-hexyloxystyryl)-2,2' bipyridyl]-Ru(II).

15

5. Cis-dithiocyanato-(2,2'-bipyridyl-4,4'-dicarboxylate)-[4,4'-bis(4-hexyloxynaphtalene-1-vinyl)-2,2' bipyridyl]-Ru(II).

20

6. Cis-dithiocyanato-(2,2'-bipyridyl-4,4'-dicarboxylate)-[4,4'-bis(3-methoxystyryl)-2,2' bipyridyl]-Ru(II).

7. Cis-dithiocyanato-(2,2'-bipyridyl-4,4'-dicarboxylate)-[4,4'-bis[4-(1,4,7,10-Tetraoxyundecyl)styryl]-2,2'-bipyridine]-Ru(II).

25

8. 4,4'-bis(4-hexyloxystyryl)-2,2' bipyridine.

9. 4,4'-bis(4-hexyloxynaphtylene-1-vinyl)-2,2' bipyridine.

30

10. A regenerative photoelectrochemical cell comprising a photoanode, said photoanode comprising at least one semi-conductive metal oxide layer on a conductive substrate, sensitized by a photosensitizing dye, a counter electrode and an electrolyte arranged between said semi-conductive metal oxide layer and said counter electrode,

wherein said photosensitizing dye is an organometallic complex as claimed in anyone of claims 1 to 7.

11. A cell as claimed in claim 10, wherein an amphiphilic compacting
5 compound whose molecular structure comprises at least one anchoring group, a hydrophobic portion and a terminal group is co-adsorbed with said photosensitizing dye on said semi-conductive metal oxide layer in a mixed monolayer.

12. A cell as claimed in claim 11, wherein said compacting compound is selected
10 from the group consisting of alkyl carboxylic acids, alkyl dicarboxylic acids, alkyl carboxylates, alkyl phosphonic acids, alkyl phosphonates, alkyl diphosphonic acids, alkyl diphosphonates, alkyl sulphonic acids, alkyl sulphonates, alkyl hydroxamic acids and alkyl hydroxamates, wherein said alkyl is linear or branched from C1 to C20.

13. A cell as claimed in claim 11 or 12, wherein the molar ratio of said
15 photosensitizing dye to said co-adsorbed compacting compound is of between 10 and 1/2, and in that said self-assembled monolayer is a dense packed monolayer having an order-disorder transition temperature above 80°C.

14. A cell as claimed in anyone of claims 11 to 13, wherein the length of said
20 hydrophobic chain portion of the compacting compound allows said terminal group to protrude above the sensitizing dye in said monolayer.

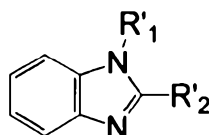
15. A cell as claimed in anyone of claims 10 to 14, wherein said electrolyte
25 comprises a redox system, that said redox system comprises an electrochemically active salt and a first compound forming a redox couple with either the anion or the cation of said electrochemically active salt, wherein said salt is a room temperature molten salt, said molten salt being liquid at least between standard room temperature and 80°C above said room temperature.

16. A cell as claimed in anyone of claims 10 to 15, wherein said electrolyte
30 further comprises a polar organic solvent having a boiling point of 100°C or greater than 100°C at normal atmospheric pressure.

17. A cell as claimed in claim 16, wherein said solvent is a nitrile selected from
35 3-methoxypropionitrile 3-ethoxypropionitrile, 3-butoxupropionitrile, and butyronitrile.

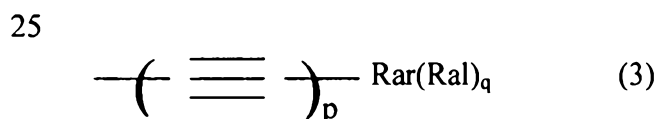
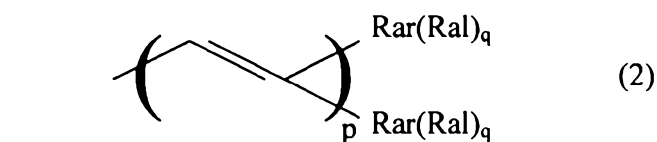
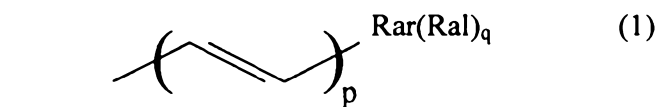
18. A cell as claimed in anyone of claims 10 to 17, wherein said electrolyte further comprises, as an additive, a compound formed by a neutral molecule comprising one or more nitrogen atom(s) with a lone electron pair.

5 19. A cell as claimed in claim 18, wherein said neutral molecule has following formula:



wherein R'_1 and R'_2 can be H, alkyl, alkenyl, alkynyl, alkoxy, poly-ether, and/or phenyl, independently one from the other, the number of carbon atoms of each substituent ranging from 1 to 20, the substituent being linear or branched.

20. Use of a compound L1 as a ligand in sensitizing dyes of a dye sensitized solar cell, wherein the compound L1 has a formula selected from the group of formulae (a), (a'), (b), (c), (d), (e), (f), (g), (h), (i), (j) as defined in Claim 1, wherein at least one of , wherein said
 15 at least one of substituents -R, -R₁, -R₂, -R₃, -R', -R'₁, -R'₂, -R'₃, -R'' is a substituent selected from the group of substituents (1), (2) and (3)

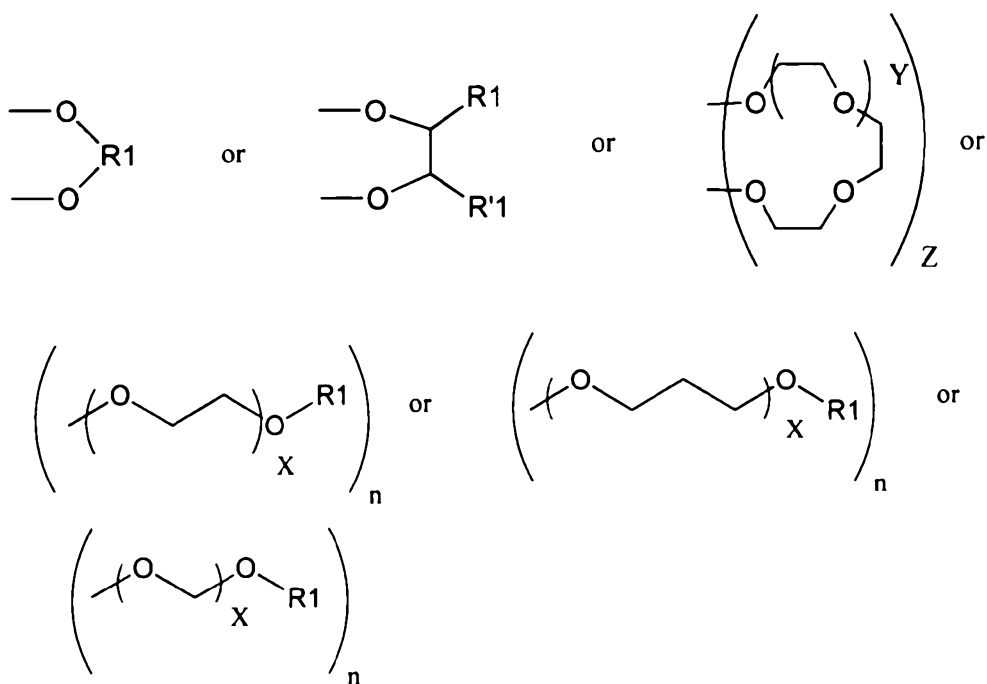


wherein p is an integer from 1 to 4

30 wherein q is an integer from 1 to 4

wherein Rar is a monocyclic or polycyclic aryl from C₆ to C₂₂

wherein each -Ral is, independently one from the others, -H, -R₁, -(O-R₁)_n, -NHR₁ or -N(R₁)₂,



wherein R1, R'1 is an alkyl from 1 to 10 carbon atoms,

5 $20 \geq X \geq 0$, and $5 \geq n \geq 0$, $8 \geq Y \geq 1$, $Z = 1$ or 2 .

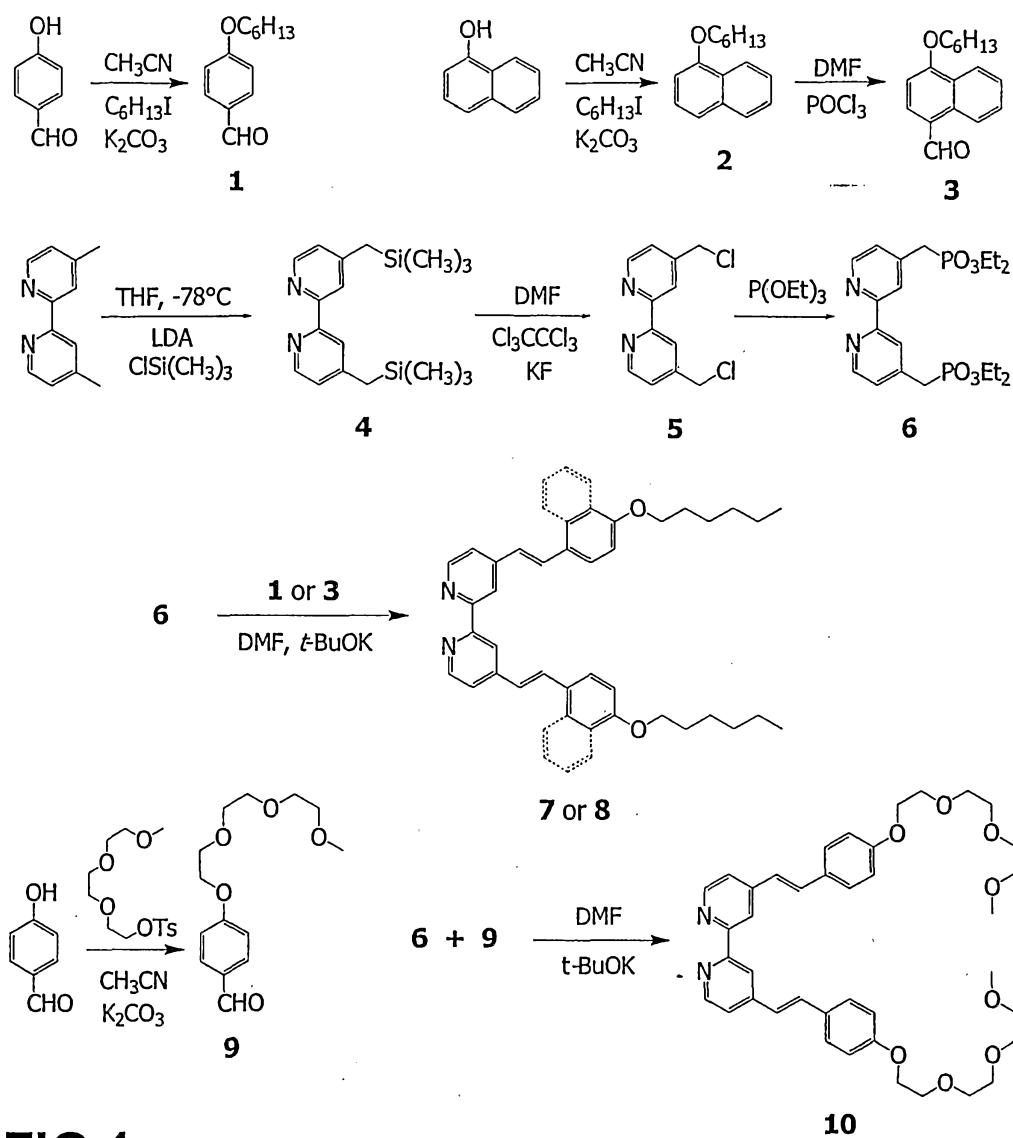


FIG.1

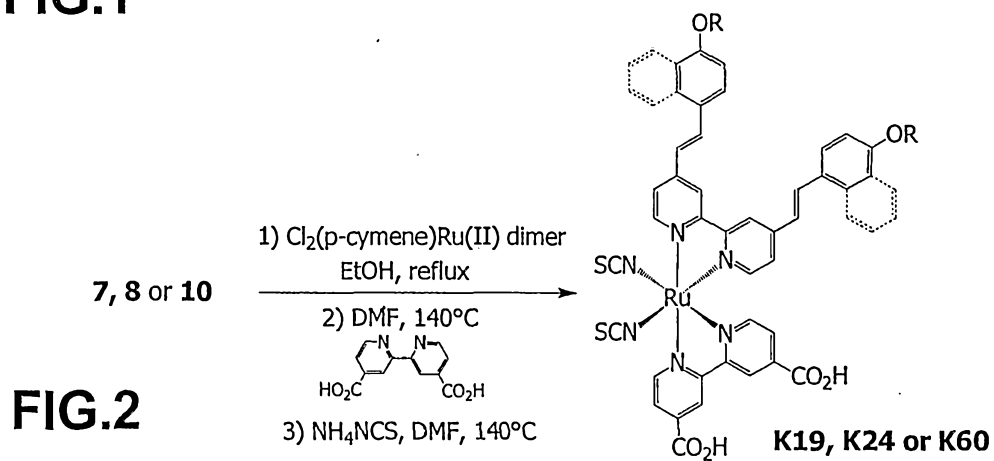


FIG.2

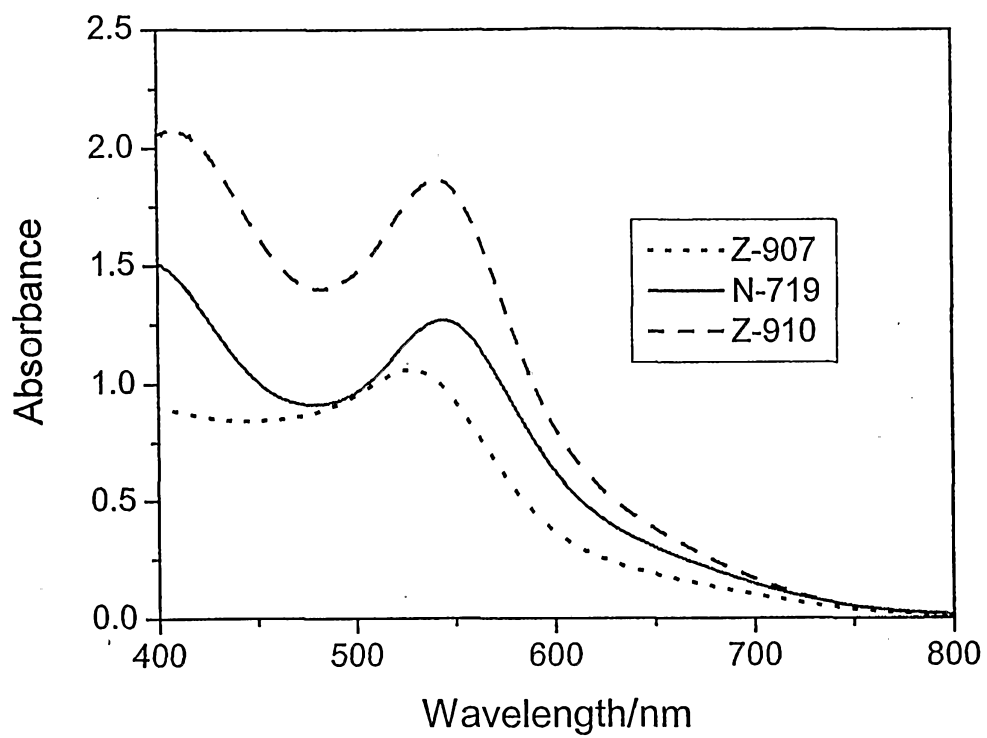


FIG.3

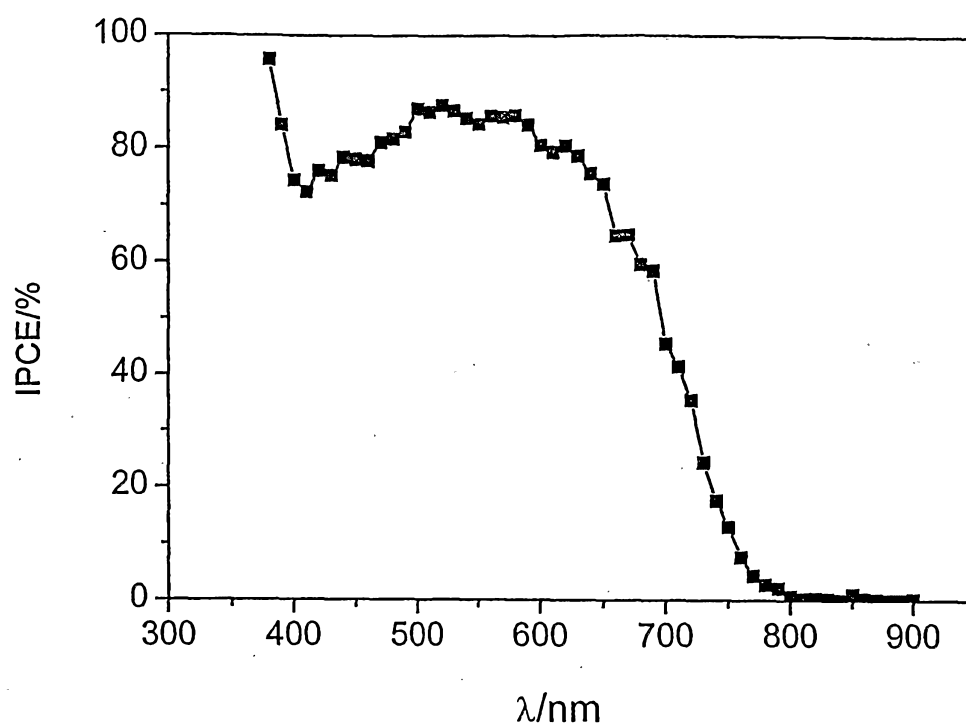


FIG.4

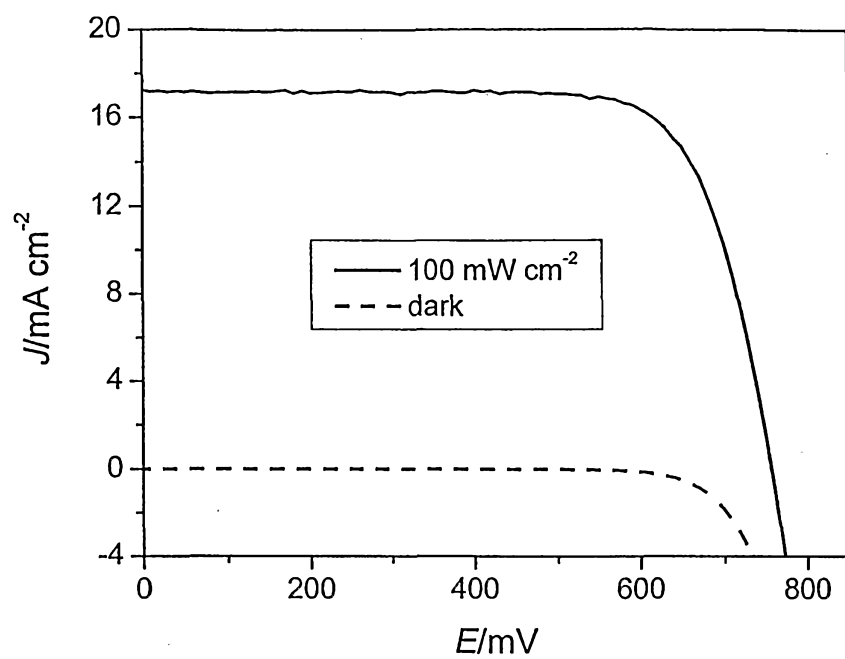


FIG.5

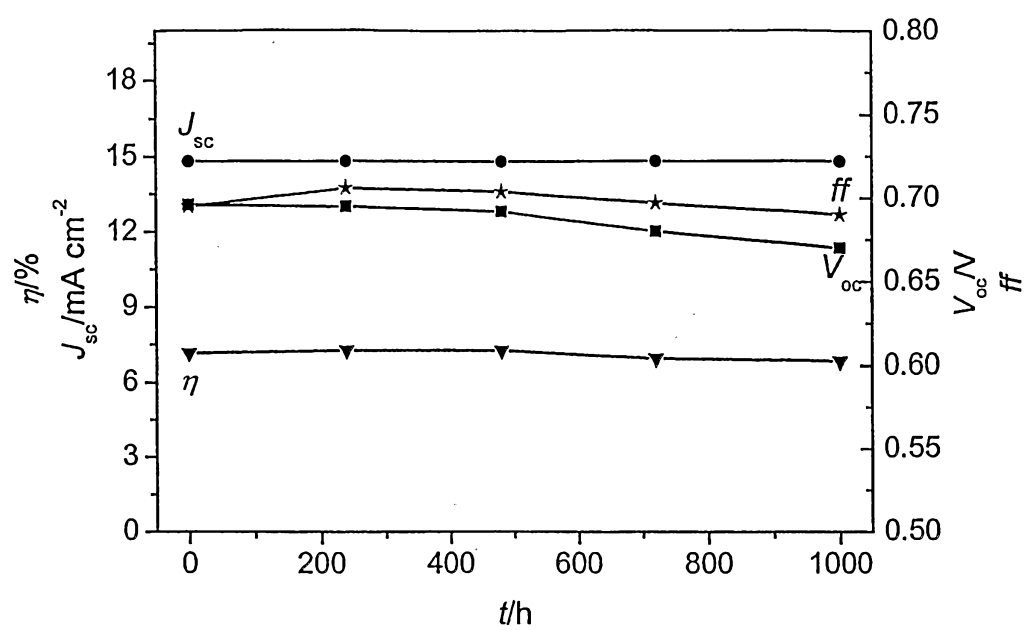


FIG.6

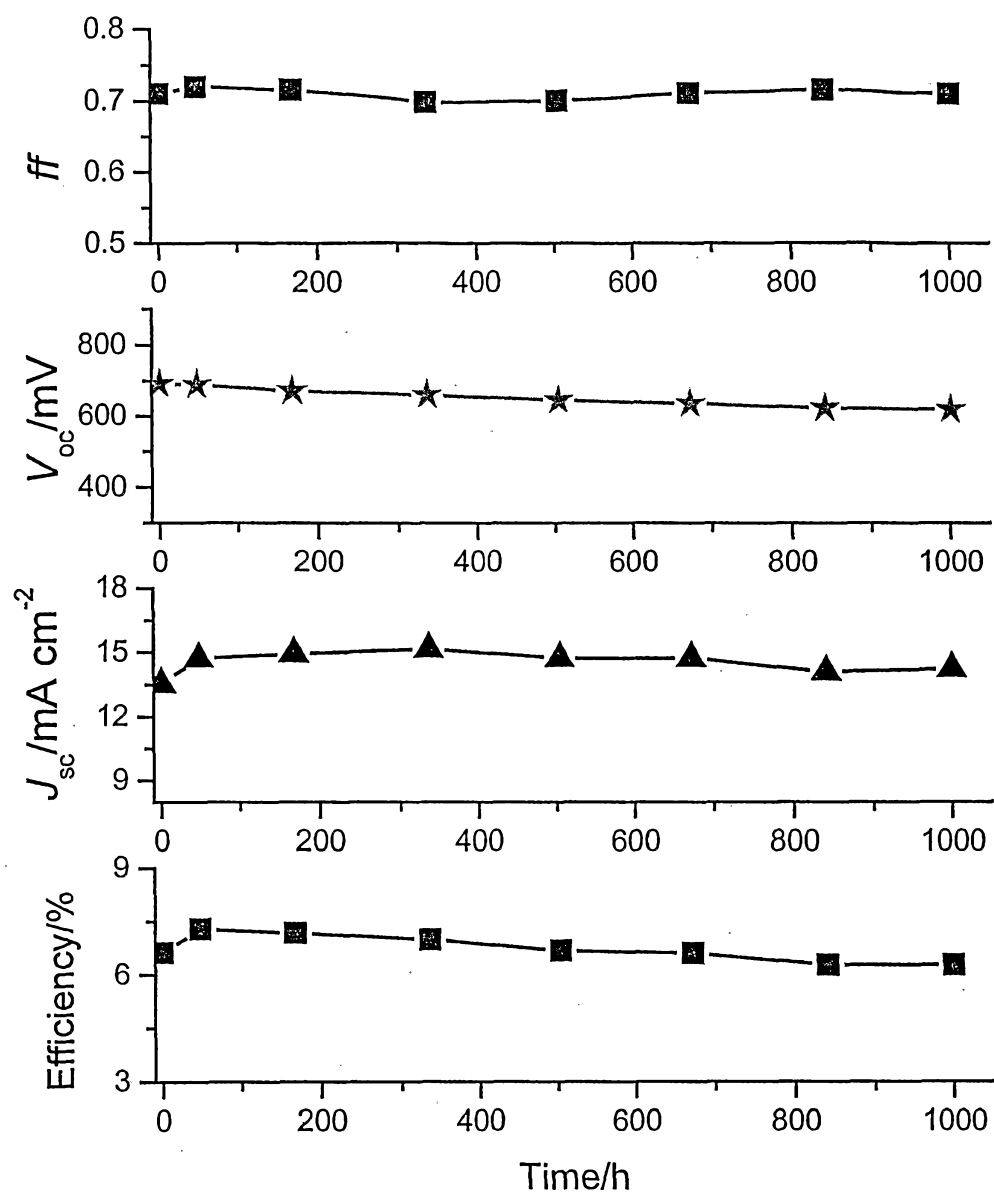
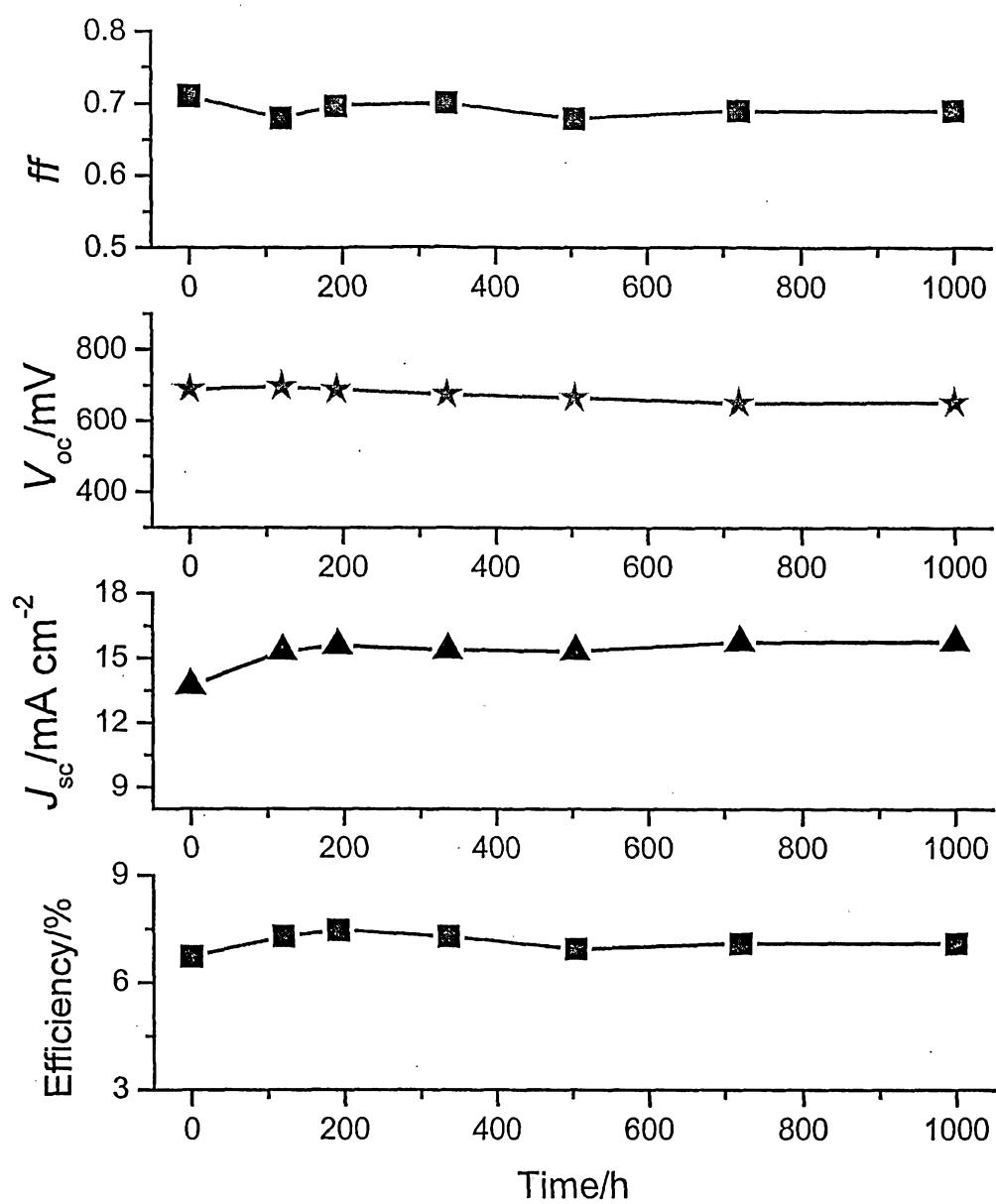
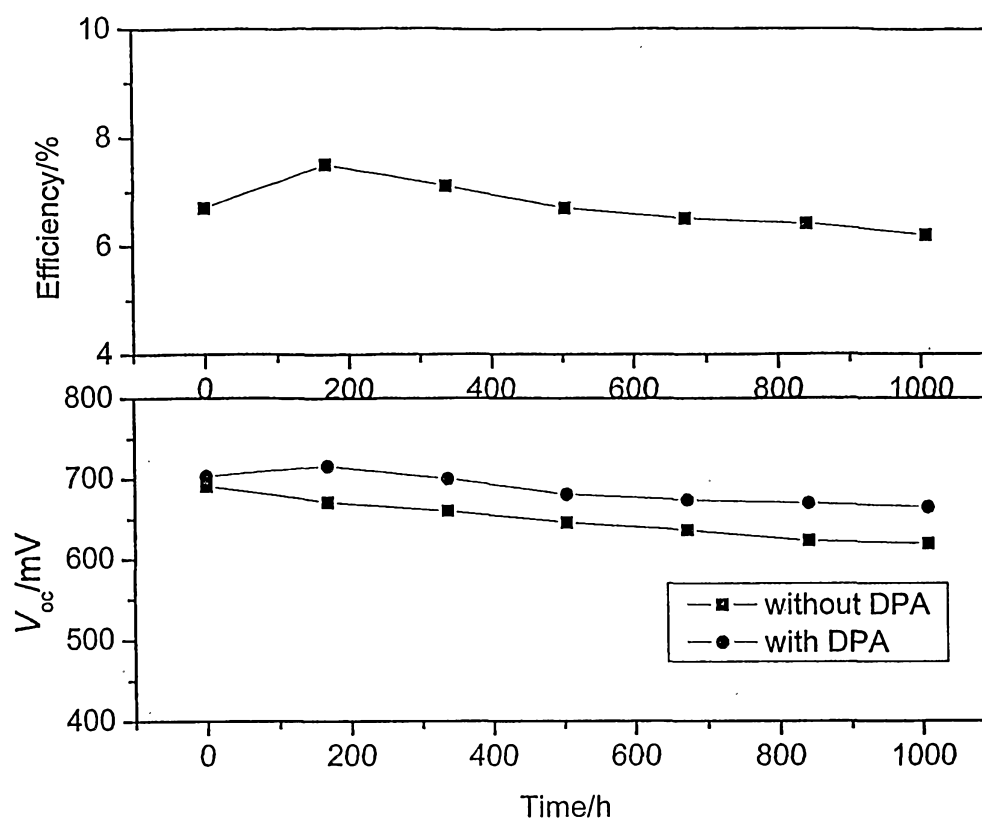
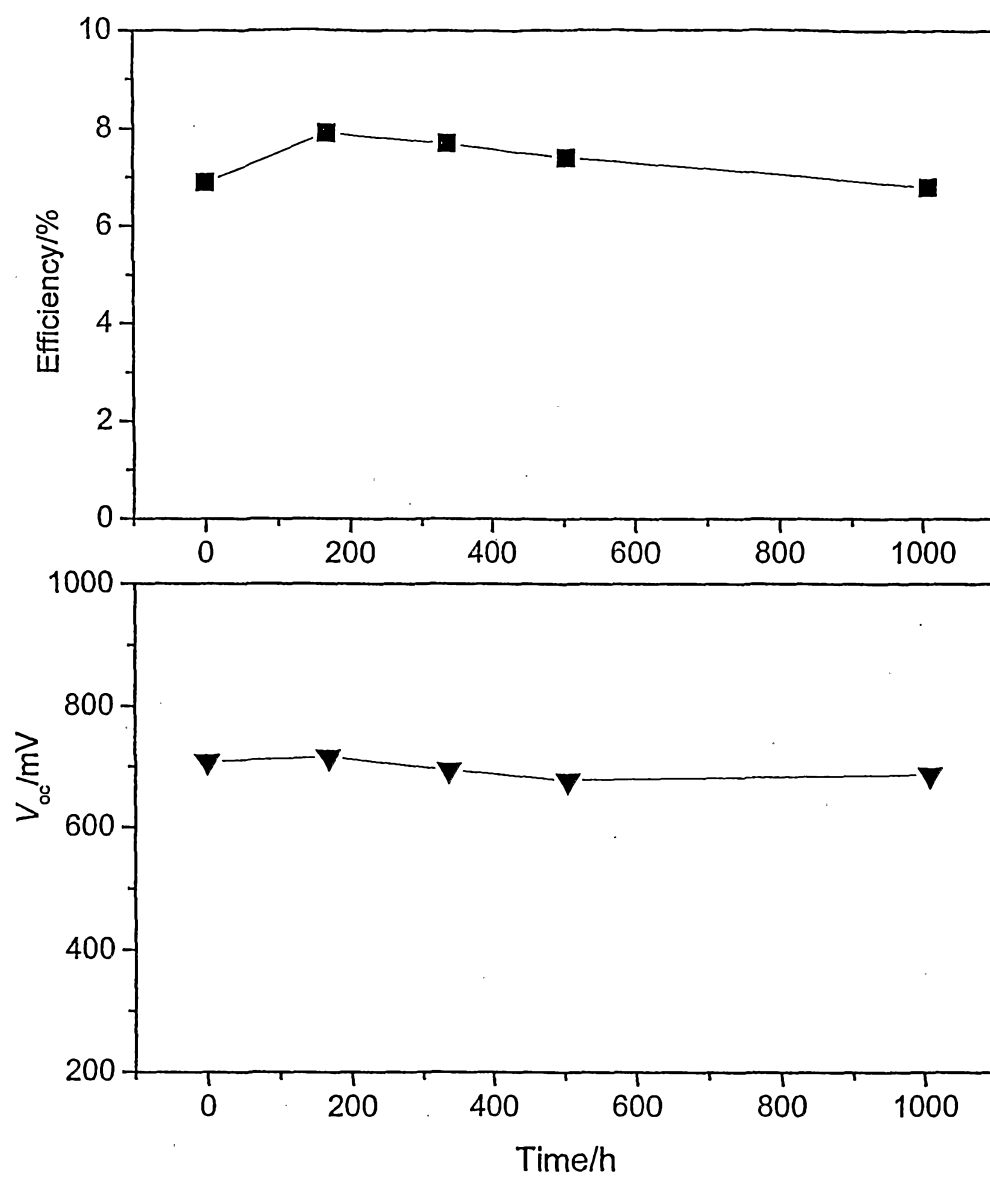


FIG.7

**FIG.8**

**FIG.9**

**FIG.10**

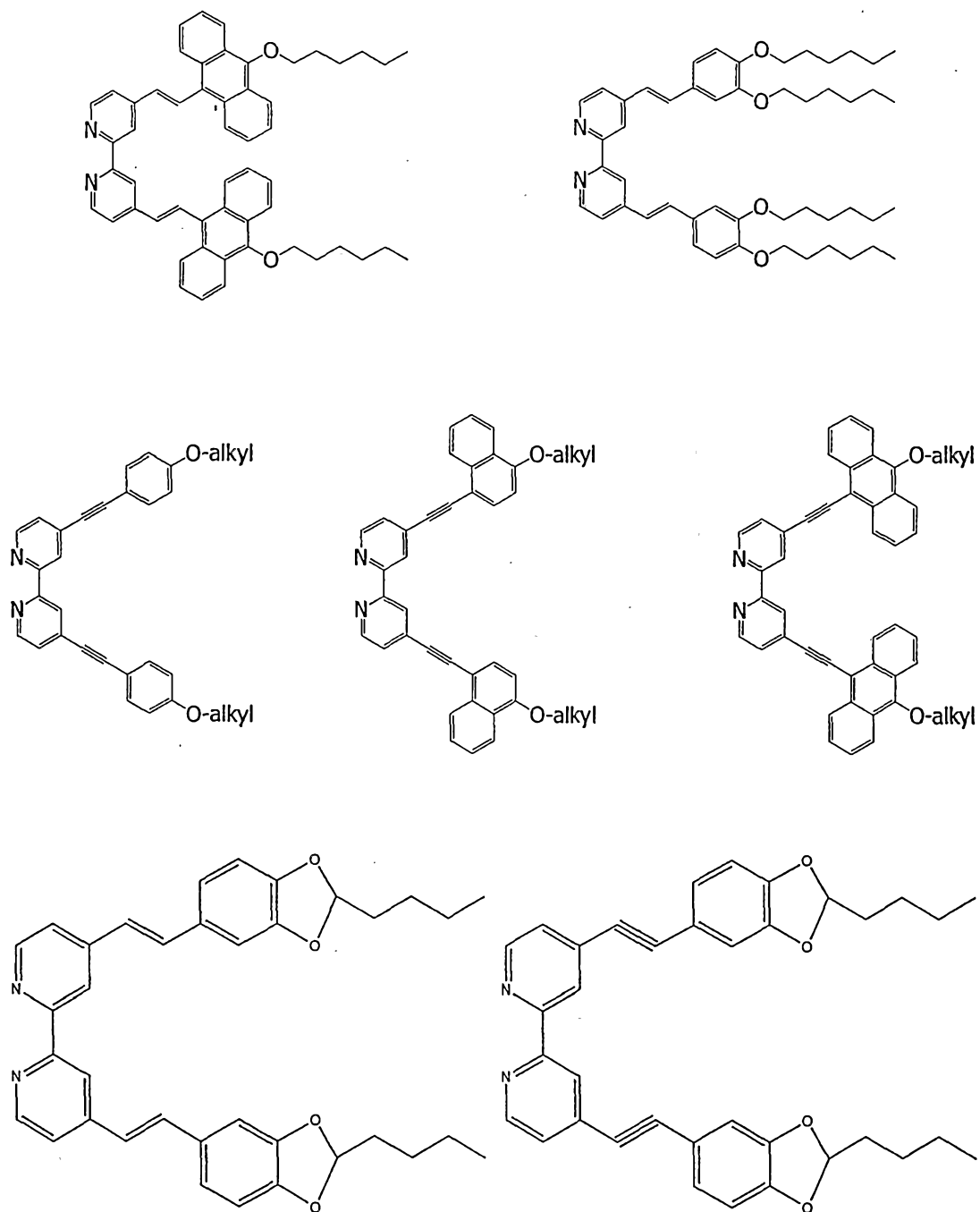


FIG.11

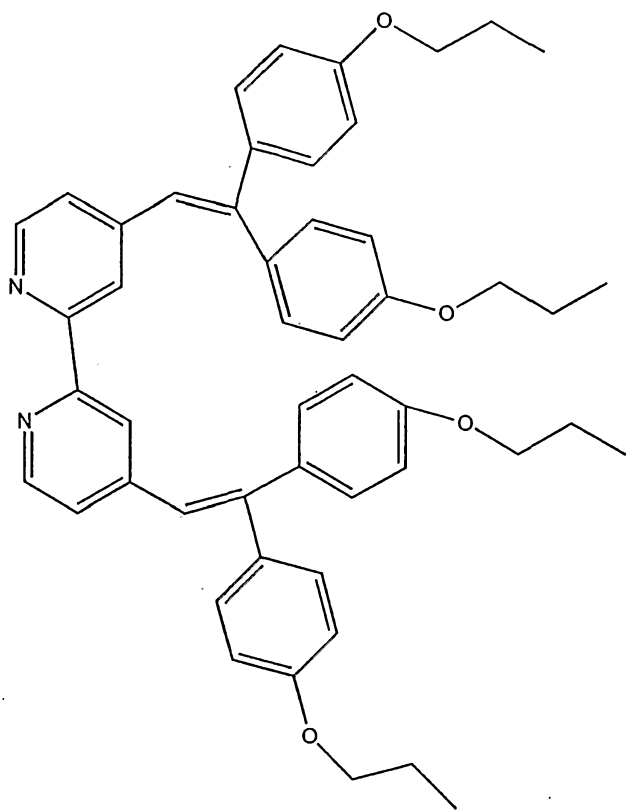
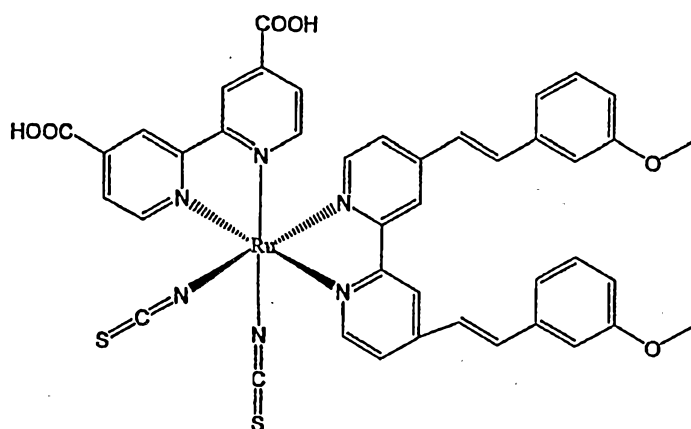
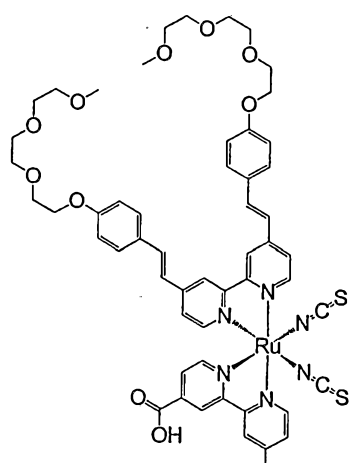


FIG.12



Z910



K60

FIG.13