



US00D486149S

(12) **United States Design Patent** (10) **Patent No.:** **US D486,149 S**
Kawami et al. (45) **Date of Patent:** **** Feb. 3, 2004**

- (54) **PERSONAL COMPUTER**
- (75) Inventors: **Mitsuhiko Kawami**, Tokyo (JP);
Michael J. David, Komae (JP)
- (73) Assignee: **Fujitsu Limited**, Kawasaki (JP)
- (**) Term: **14 Years**
- (21) Appl. No.: **29/172,274**
- (22) Filed: **Dec. 10, 2002**
- (30) **Foreign Application Priority Data**
Jun. 12, 2002 (JP) 2002-015805
- (51) **LOC (7) Cl.** **14-02**
- (52) **U.S. Cl.** **D14/341**
- (58) **Field of Search** D14/341-345,
D14/125-129; 345/104, 156, 168, 173,
901-905, 87; 348/180, 184, 325, 739; 349/1,
2, 11, 62; D19/59, 60; 178/18.03

- D410,443 S * 6/1999 Matsumoto D14/341
- D448,764 S * 10/2001 Marsalka et al. D14/345
- D451,505 S * 12/2001 Iseki et al. D14/341

* cited by examiner

Primary Examiner—Freda Nunn
(74) *Attorney, Agent, or Firm*—Staas & Halsey LLP

(57) **CLAIM**

The ornamental design for a personal computer, as shown and described.

DESCRIPTION

FIG. 1 is a perspective view of the bottom, front and left side of a personal computer showing our new design; FIG. 2 is a front view thereof; FIG. 3 is a rear view thereof; FIG. 4 is a right side view thereof; FIG. 5 is a left side view thereof; FIG. 6 is a top plan view thereof; and, FIG. 7 is a bottom view thereof.

- (56) **References Cited**
U.S. PATENT DOCUMENTS
D392,259 S * 3/1998 Simmon D14/341

1 Claim, 5 Drawing Sheets

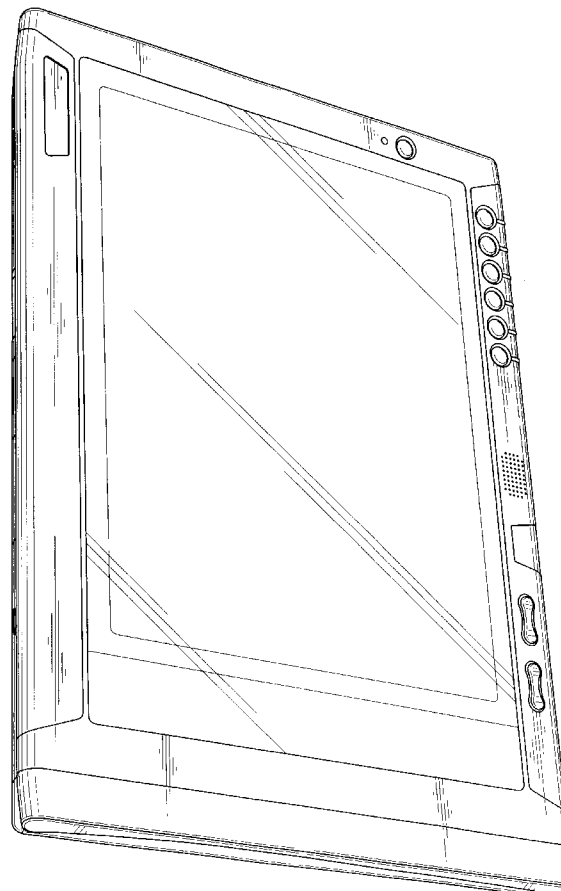


FIG. 1

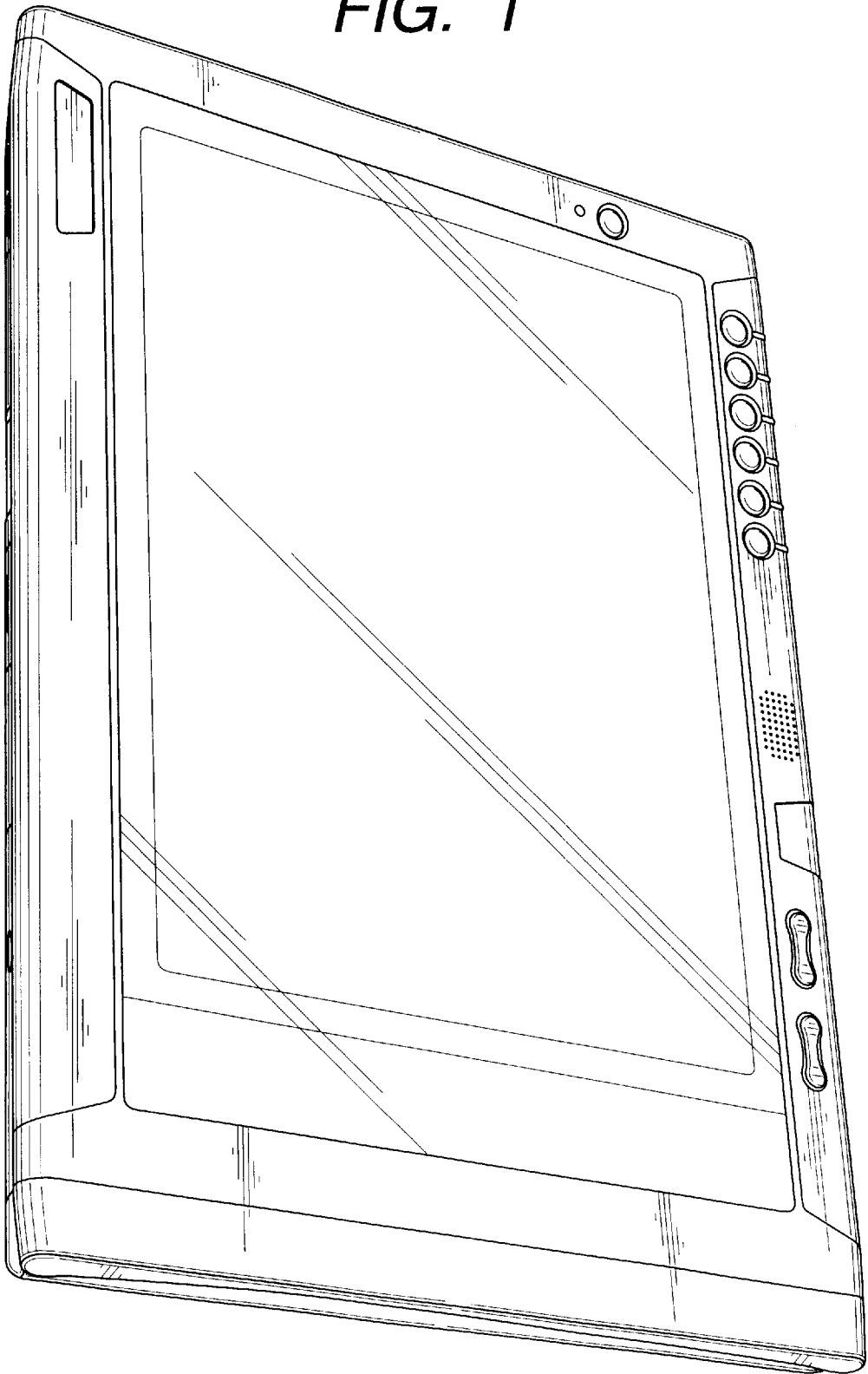


FIG. 2

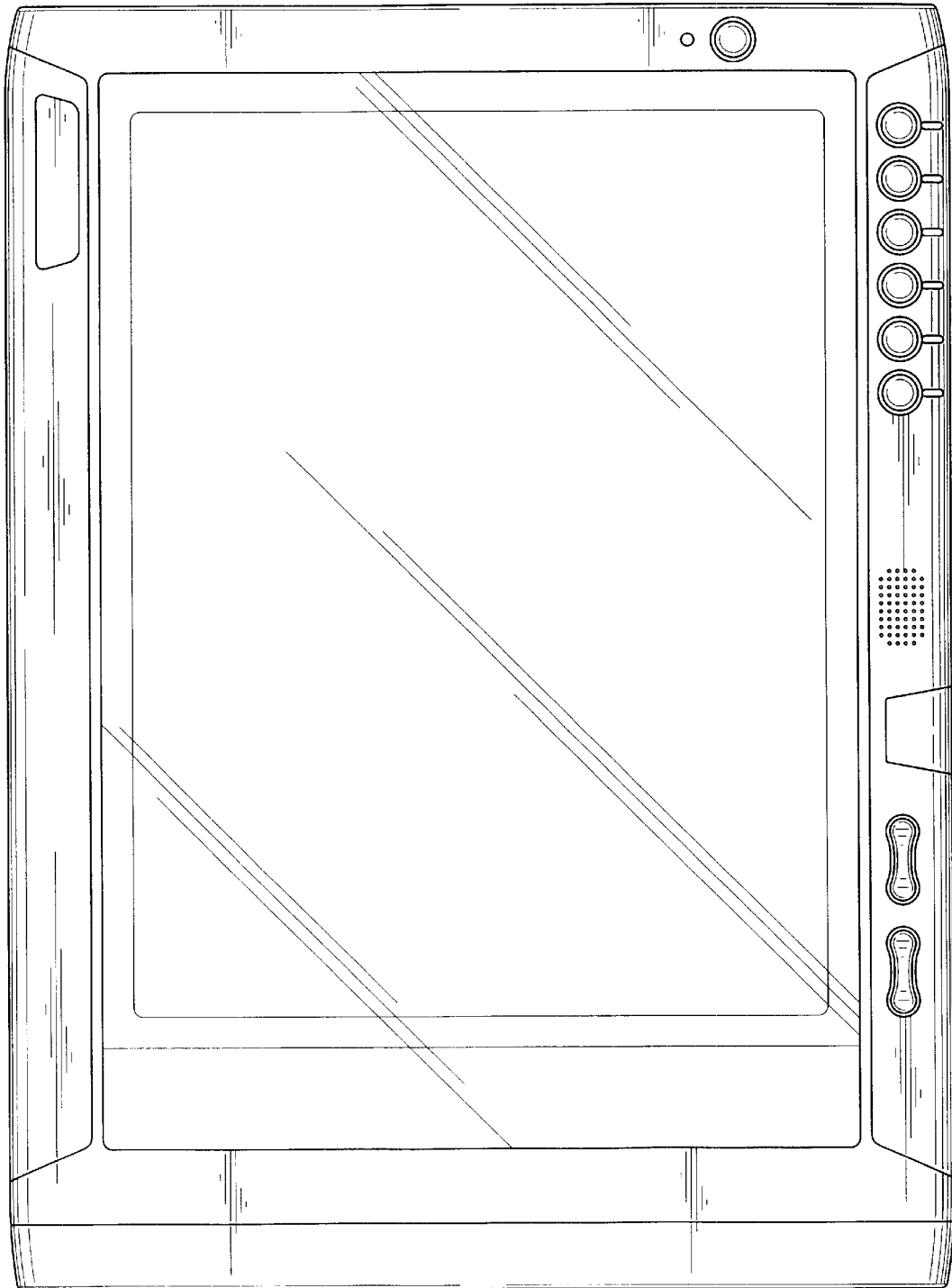


FIG. 3

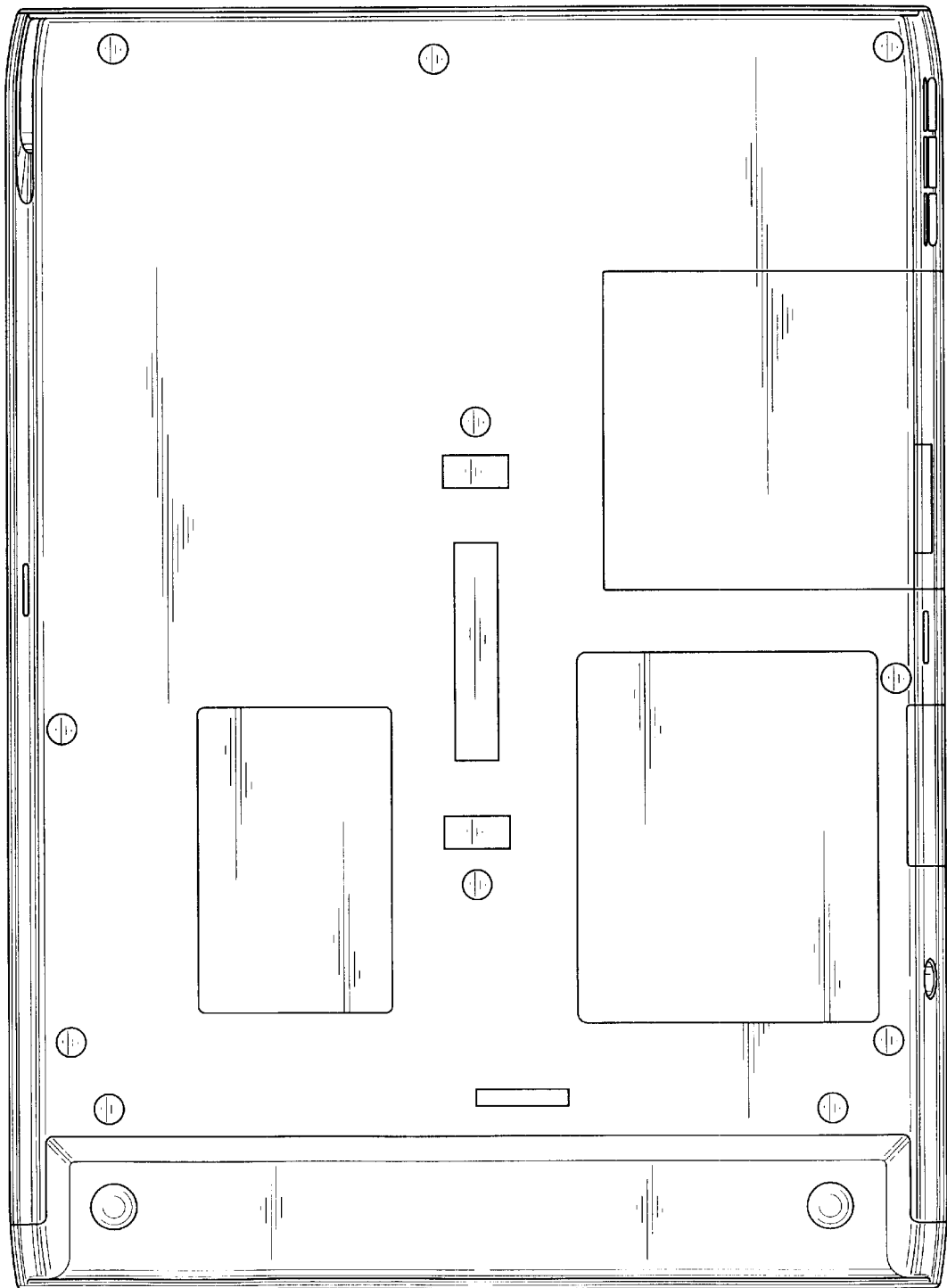


FIG. 4

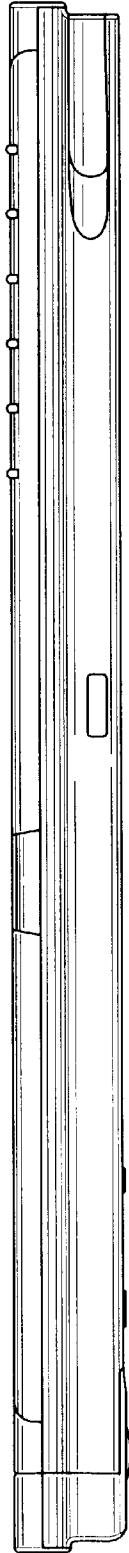


FIG. 5

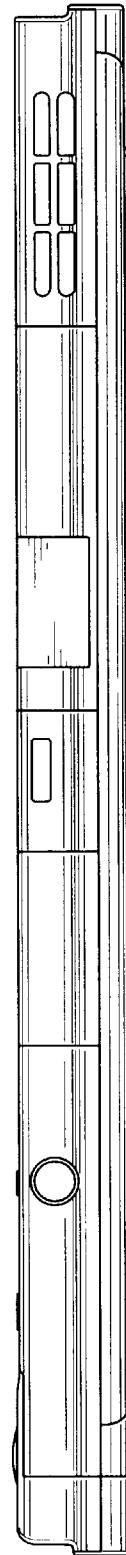


FIG. 6

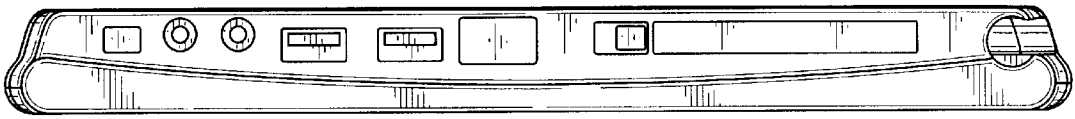


FIG. 7

