



US00D459087S

(12) **United States Design Patent**
Pfleger

(10) **Patent No.:** **US D459,087 S**
(45) **Date of Patent:** **** Jun. 25, 2002**

(54) **TOOTHBRUSH**

(76) Inventor: **Anthony L. Pfleger**, 105 Snyder Ave., Philadelphia, PA (US) 19148

(**) Term: **14 Years**

(21) Appl. No.: **29/152,045**

(22) Filed: **Nov. 2, 2001**

(51) **LOC (7) Cl.** **04-02**

(52) **U.S. Cl.** **D4/104**

(58) **Field of Search** D4/104–112, 132–134, D4/138; 15/143.1, 159.1, 160, 167.1, 186, 187; 132/308; 601/139, 141

(56) **References Cited**

U.S. PATENT DOCUMENTS

2,253,210	A	*	8/1941	Psiharis	15/167.1
2,263,885	A	*	11/1941	McGauley	15/167.1
4,351,080	A	*	9/1982	Grossman	15/167.1
D287,072	S		12/1986	Pfleger	D4/104
4,672,706	A	*	6/1987	Hill	15/167.1

* cited by examiner

Primary Examiner—Lisa Lichtenstein

(74) *Attorney, Agent, or Firm*—Synnestvedt & Lechner LLP

(57) **CLAIM**

The ornamental design for a toothbrush, as shown and described.

DESCRIPTION

FIG. 1 is a perspective view of a first embodiment of my design for a toothbrush;

FIG. 2 is a top plan view of the toothbrush design shown in FIG. 1;

FIG. 3 is a bottom plan view of the toothbrush design shown in FIG. 1;

FIG. 4 is a left side view of the toothbrush design shown in FIG. 1;

FIG. 5 is a right side view of the toothbrush design shown in FIG. 1;

FIG. 6 is a front end view of the toothbrush design shown in FIG. 1;

FIG. 7 is a rear end view of the toothbrush design shown in FIG. 1;

FIG. 8 is a perspective view of a second embodiment of my design for a toothbrush;

FIG. 9 is a top plan view of the toothbrush design shown in FIG. 8;

FIG. 10 is a bottom plan view of the toothbrush design shown in FIG. 8;

FIG. 11 is a left side view of the toothbrush design shown in FIG. 8;

FIG. 12 is a right side view of the toothbrush design shown in FIG. 8;

FIG. 13 is a front end view of the toothbrush design shown in FIG. 8;

FIG. 14 is a rear end view of the toothbrush design shown in FIG. 8;

FIG. 15 is a perspective view of a third embodiment of my design for a toothbrush;

FIG. 16 is a top plan view of the toothbrush design shown in FIG. 15;

FIG. 17 is a bottom plan view of the toothbrush design shown in FIG. 15;

FIG. 18 is a left side view of the toothbrush design shown in FIG. 15;

FIG. 19 is a right side view of the toothbrush design shown in FIG. 15;

FIG. 20 is a front end view of the toothbrush design shown in FIG. 15; and,

FIG. 21 is a rear end view of the toothbrush design shown in FIG. 15.

The broken lines in a respective embodiment are shown for illustrative purposes only and form no part of the claimed design for that embodiment.

1 Claim, 9 Drawing Sheets




FIG. 1

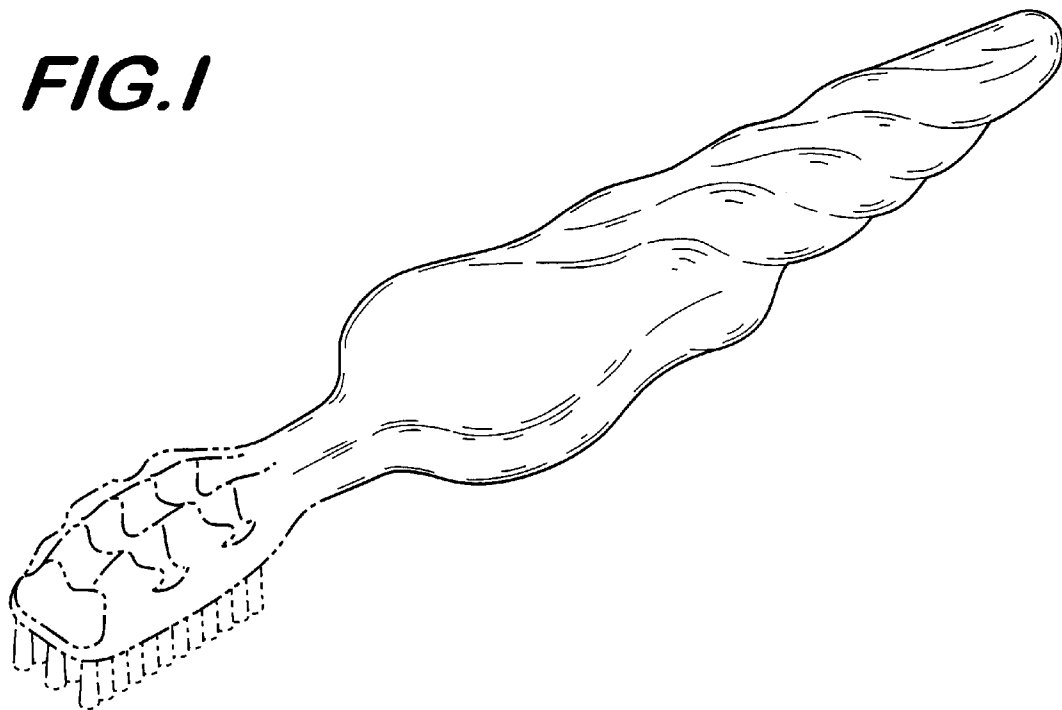


FIG. 6

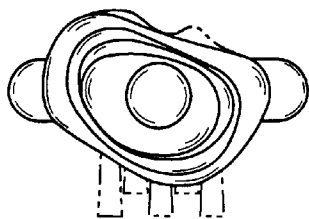
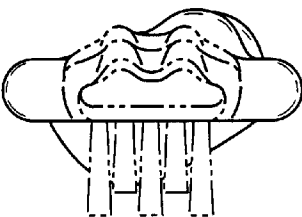


FIG. 7

FIG.2

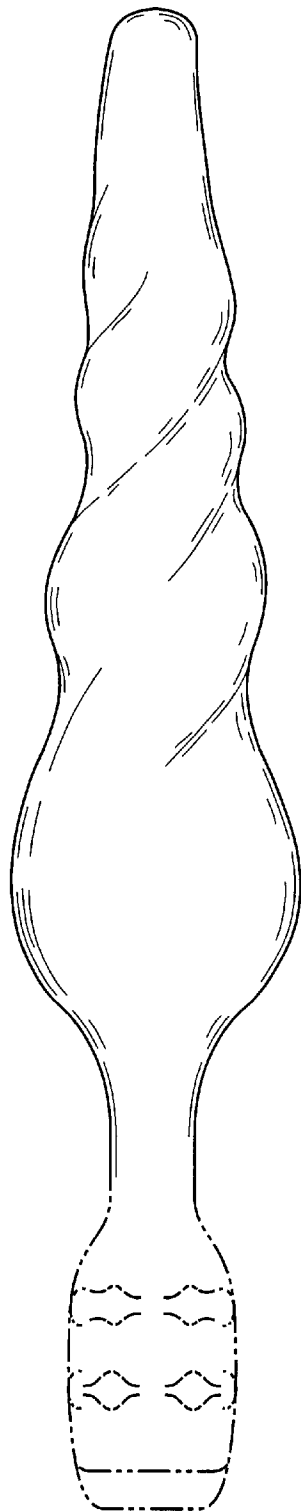


FIG.3

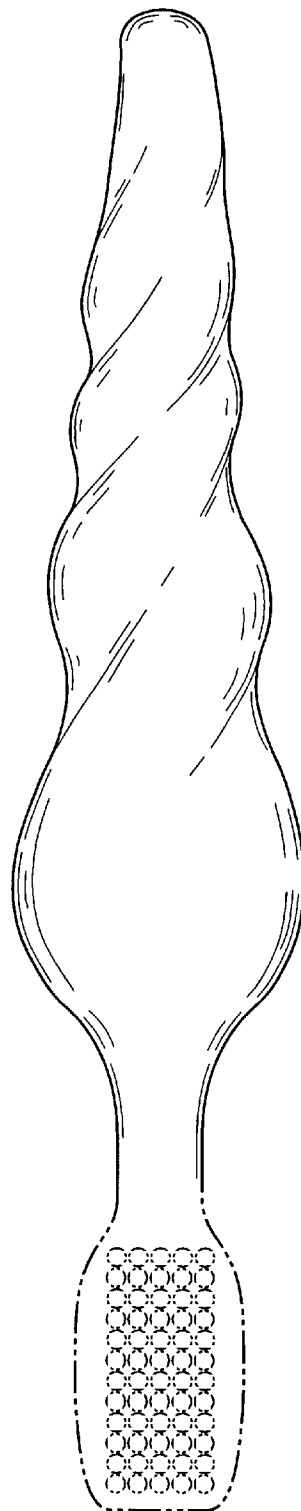


FIG.4

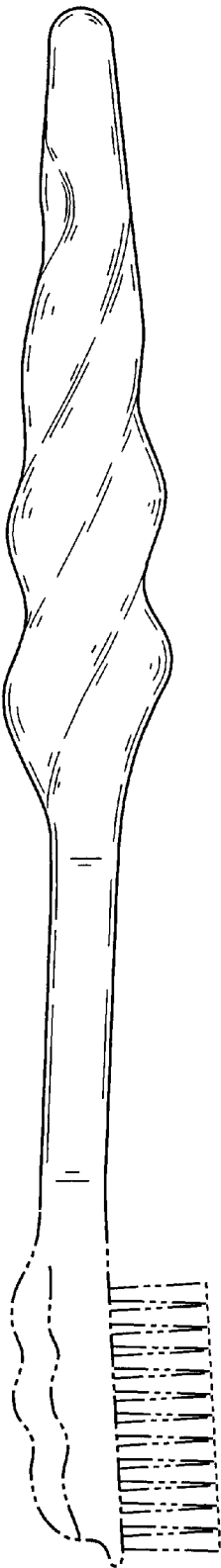


FIG.5

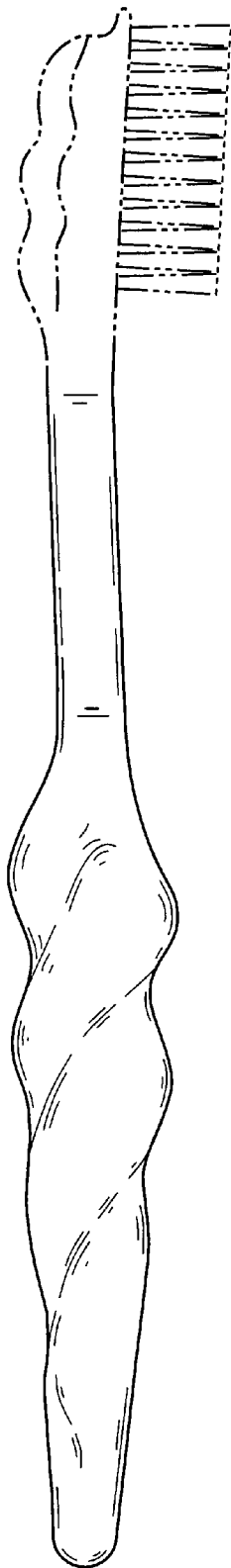


FIG.8

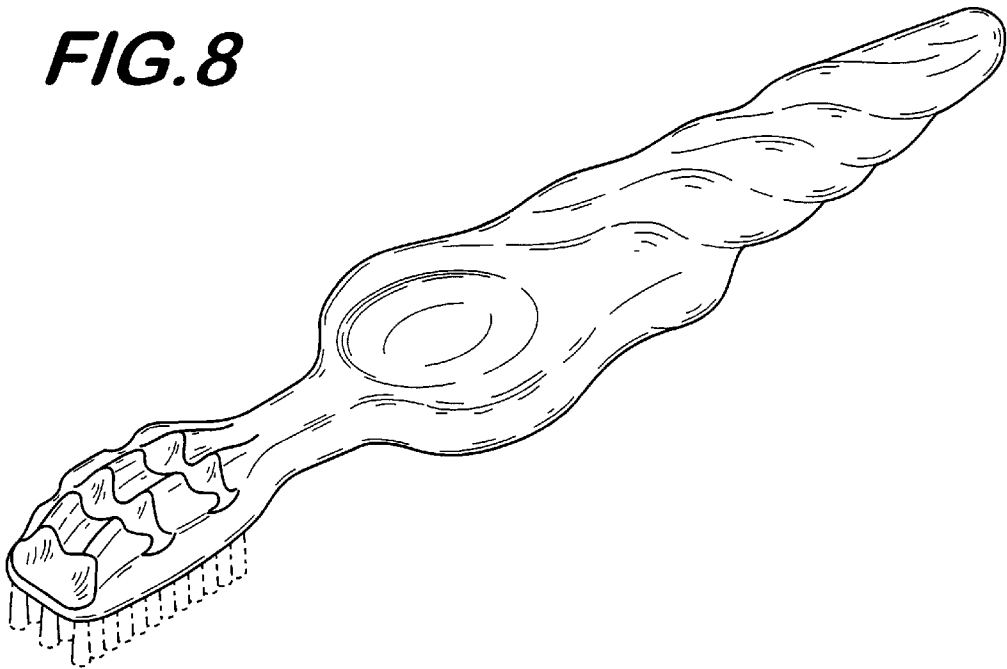


FIG.13

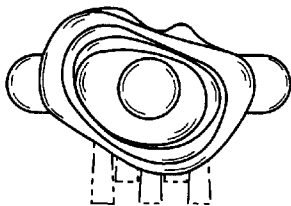
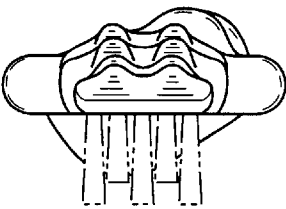


FIG.14

FIG.9

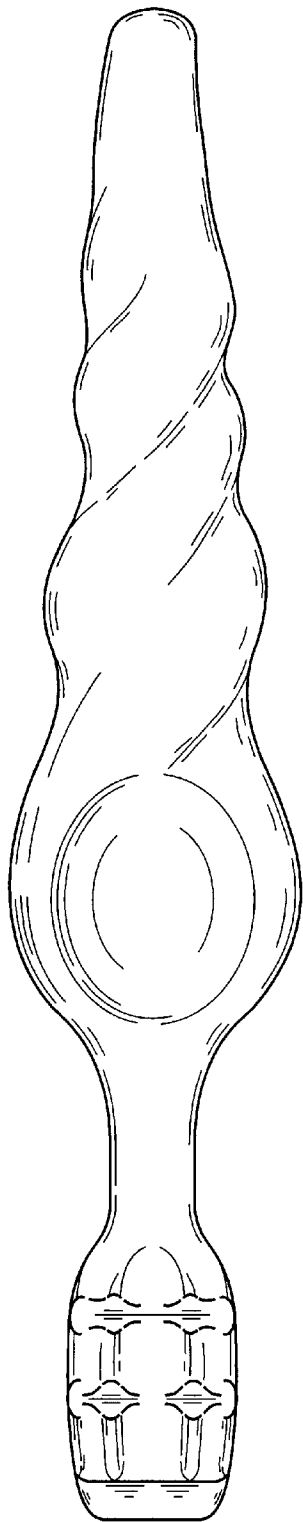


FIG.10

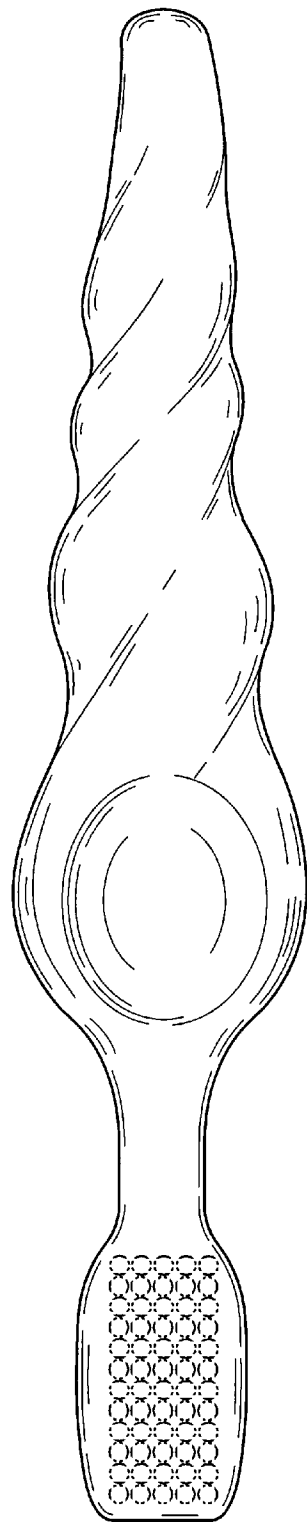


FIG.11

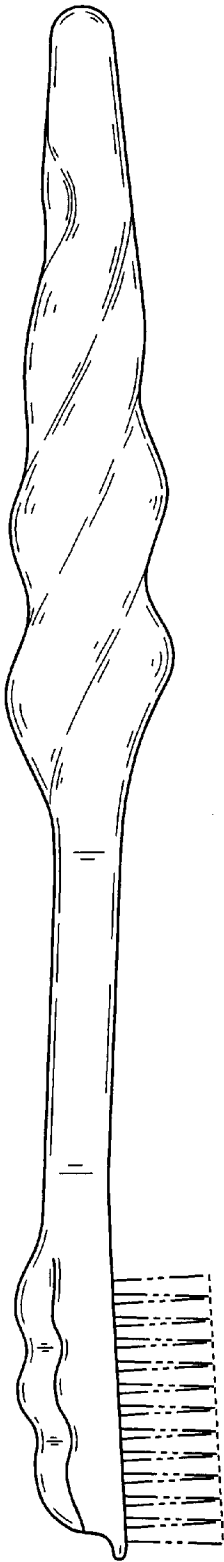


FIG.12

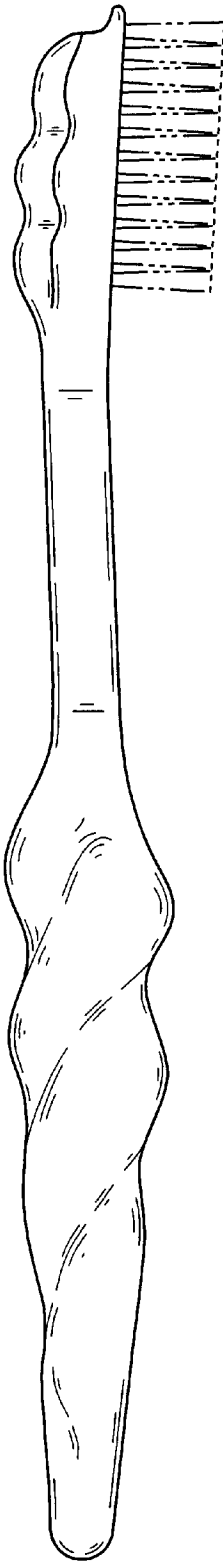


FIG.15

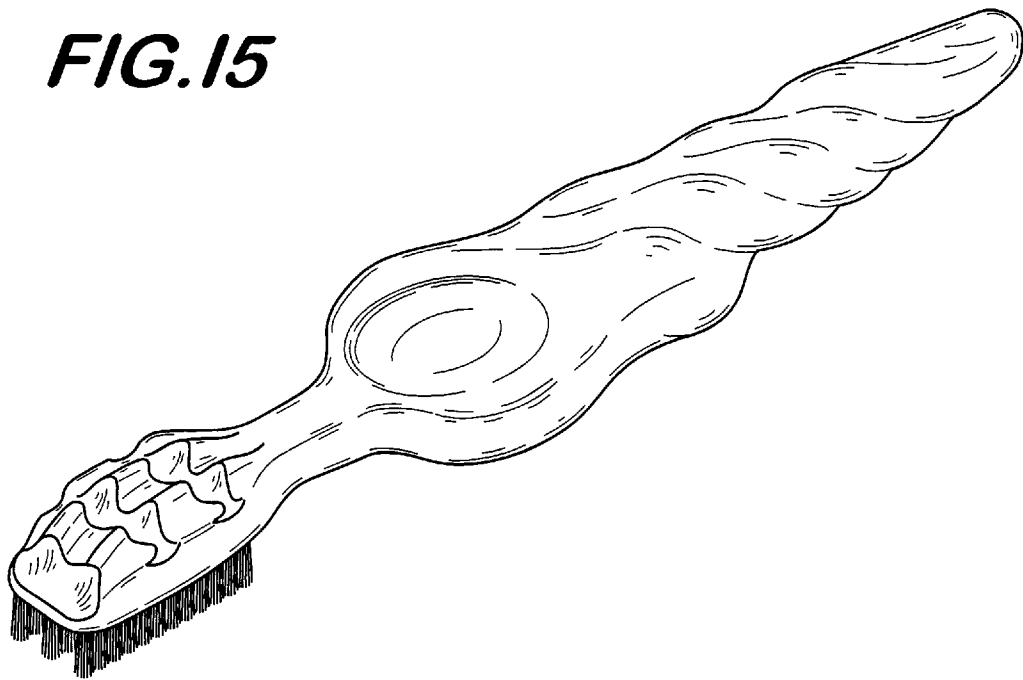


FIG.20

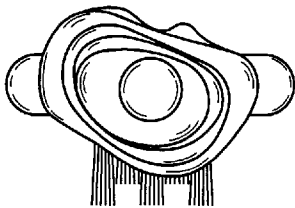
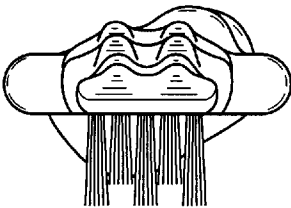


FIG.21

FIG.16

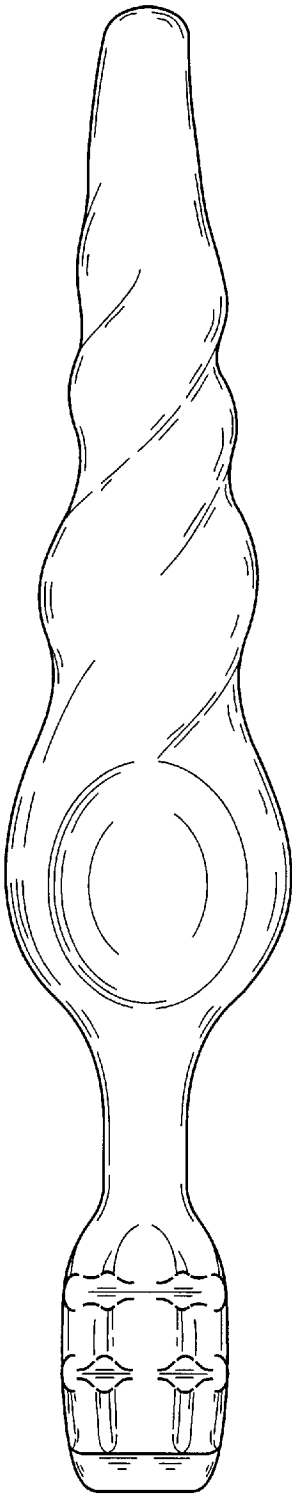


FIG.17

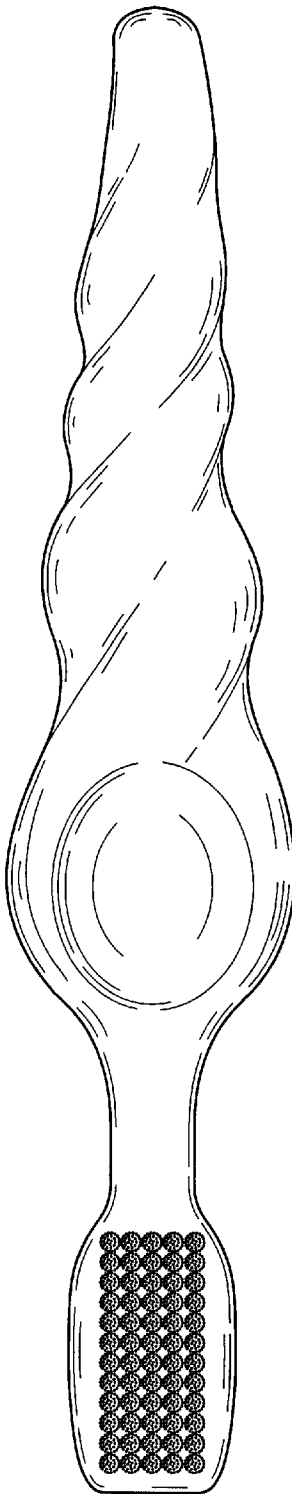


FIG.18

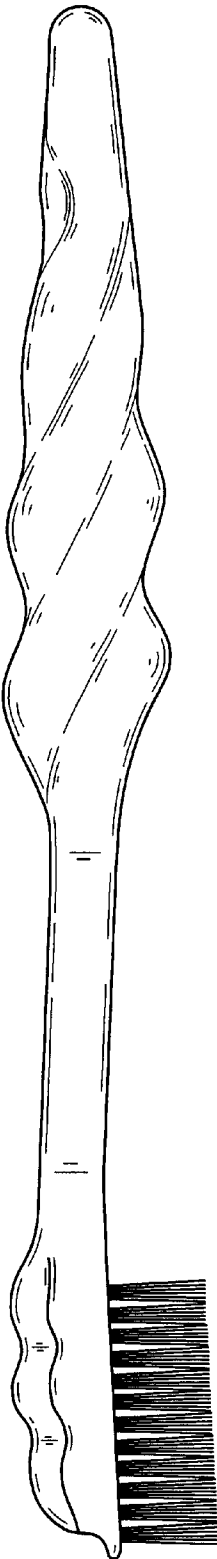


FIG.19

