



US00D631426S

(12) **United States Design Patent**
Ma et al.

(10) **Patent No.:** **US D631,426 S**

(45) **Date of Patent:** **** Jan. 25, 2011**

(54) **TIRE**

(75) Inventors: **Jinlin Ma**, Dongying (CN); **Xuejun You**, Dongying (CN); **Yongtao Ye**, Dongying (CN)

(73) Assignee: **Shandong Yongtai Chemical Group Co. Ltd.**, Dongying Shandong (CN)

(**) Term: **14 Years**

(21) Appl. No.: **29/324,972**

(22) Filed: **Sep. 24, 2008**

Related U.S. Application Data

(62) Division of application No. 29/262,456, filed on Jun. 30, 2006.

Foreign Application Priority Data

Dec. 31, 2005 (CN) 2005 3 0136686

(51) **LOC (9) Cl.** **12-15**

(52) **U.S. Cl.** **D12/563**

(58) **Field of Classification Search** D12/551-556,
D12/563-567

See application file for complete search history.

(56) **References Cited**

U.S. PATENT DOCUMENTS

D426,855 S * 6/2000 Niwa et al. D12/563
D484,846 S * 1/2004 Graas D12/551
D516,998 S * 3/2006 Wang et al. D12/563
D556,122 S * 11/2007 Maxwell D12/563

OTHER PUBLICATIONS

2005 Tread Design Guide, p. 11, 1/2.*

* cited by examiner

Primary Examiner—Caron Veynar

Assistant Examiner—George D Kirschbaum

(74) *Attorney, Agent, or Firm*—Ladas & Parry LLP

(57) **CLAIM**

We claim the ornamental design for a tire, as shown.


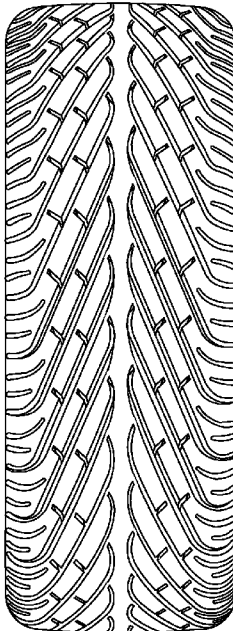
DESCRIPTION

FIG. 1 is a front view of a tire showing our new design;

FIG. 2 is a left side view thereof; and,

FIG. 3 is a perspective view thereof.

1 Claim, 3 Drawing Sheets



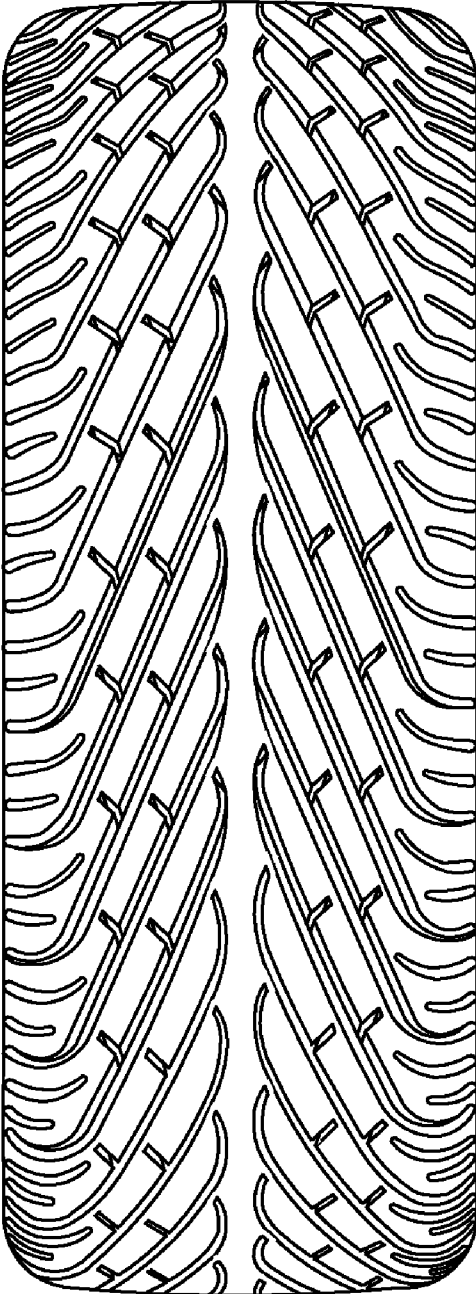


FIG. 1




FIG. 2

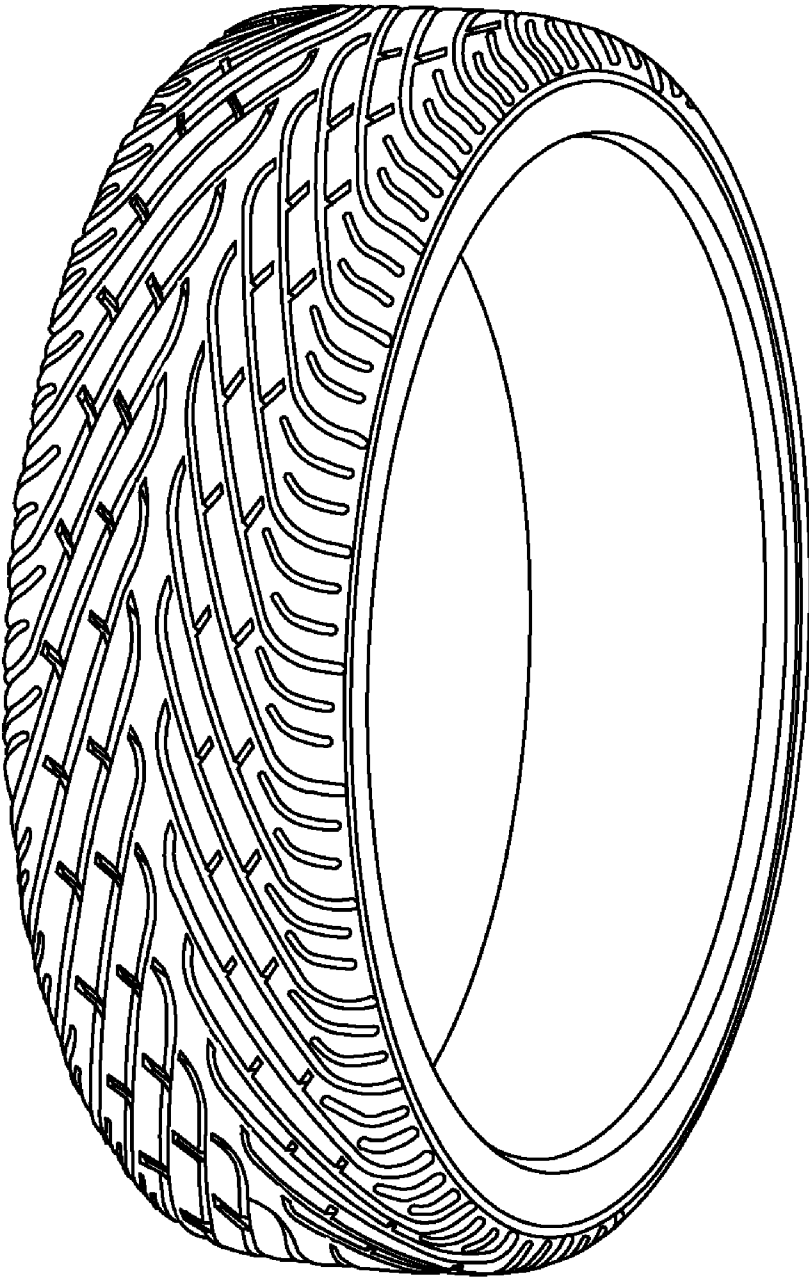


FIG. 3