



(51) International Patent Classification:

A61K 47/54 (2017.01) A61P 1/00 (2006.01)
A61K 38/26 (2006.01) C07K 16/24 (2006.01)
A61P 3/00 (2006.01) C07K 16/28 (2006.01)
A61P 3/04 (2006.01) A61K 39/00 (2006.01)

(21) International Application Number:

PCT/US2022/049585

(22) International Filing Date:

10 November 2022 (10.11.2022)

(25) Filing Language:

English

(26) Publication Language:

English

(30) Priority Data:

63/277,878 10 November 2021 (10.11.2021) US
63/295,197 30 December 2021 (30.12.2021) US
63/334,410 25 April 2022 (25.04.2022) US
63/380,125 19 October 2022 (19.10.2022) US

(71) Applicant: **I2O THERAPEUTICS, INC.** [US/US]; 700 Main Street, Cambridge, Massachusetts 02139 (US).

(72) Inventors: **BROWN, Tyler**; 700 Main Street, Cambridge, Massachusetts 02139 (US). **IBSEN, Kelly**; 700 Main Street, Cambridge, Massachusetts 02139 (US).

(74) Agent: **UM, Moonkyoung**; WILSON SONSINI GOODRICH & ROSATI, 650 Page Mill Road, Palo Alto, California 94304 (US).

(81) Designated States (unless otherwise indicated, for every kind of national protection available): AE, AG, AL, AM, AO, AT, AU, AZ, BA, BB, BG, BH, BN, BR, BW, BY, BZ, CA, CH, CL, CN, CO, CR, CU, CV, CZ, DE, DJ, DK, DM, DO, DZ, EC, EE, EG, ES, FI, GB, GD, GE, GH, GM, GT, HN, HR, HU, ID, IL, IN, IQ, IR, IS, IT, JM, JO, JP, KE, KG, KH, KN, KP, KR, KW, KZ, LA, LC, LK, LR, LS, LU, LY, MA, MD, MG, MK, MN, MW, MX, MY, MZ, NA, NG, NI, NO, NZ, OM, PA, PE, PG, PH, PL, PT, QA, RO, RS, RU, RW, SA, SC, SD, SE, SG, SK, SL, ST, SV, SY, TH, TJ, TM, TN, TR, TT, TZ, UA, UG, US, UZ, VC, VN, WS, ZA, ZM, ZW.

(84) Designated States (unless otherwise indicated, for every kind of regional protection available): ARIPO (BW, CV, GH, GM, KE, LR, LS, MW, MZ, NA, RW, SD, SL, ST, SZ, TZ, UG, ZM, ZW), Eurasian (AM, AZ, BY, KG, KZ, RU, TJ, TM), European (AL, AT, BE, BG, CH, CY, CZ, DE, DK, EE, ES, FI, FR, GB, GR, HR, HU, IE, IS, IT, LT, LU, LV, MC, ME, MK, MT, NL, NO, PL, PT, RO, RS, SE, SI,

(54) Title: IONIC LIQUID COMPOSITIONS

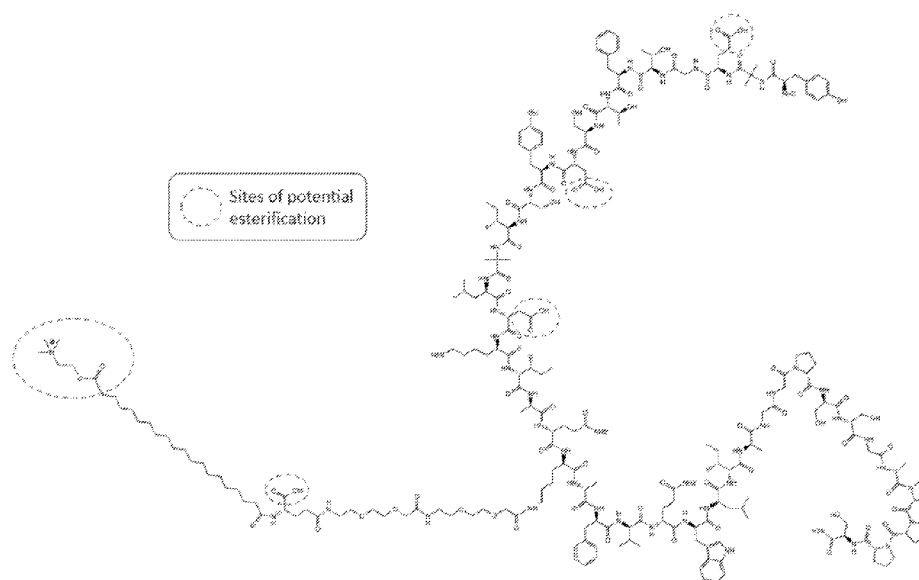


FIG. 14

(57) Abstract: Provided herein are compositions or compounds comprising ionic liquids and therapeutic proteins or peptides, and methods of use thereof for the treatment of diseases or disorders.



SK, SM, TR), OAPI (BF, BJ, CF, CG, CI, CM, GA, GN,
GQ, GW, KM, ML, MR, NE, SN, TD, TG).

Declarations under Rule 4.17:

- *as to applicant's entitlement to apply for and be granted a patent (Rule 4.17(ii))*

Published:

- *with international search report (Art. 21(3))*
- *before the expiration of the time limit for amending the claims and to be republished in the event of receipt of amendments (Rule 48.2(h))*

IONIC LIQUID COMPOSITIONS

CROSS-REFERENCE

[0001] This application claims the benefit of U.S. Provisional Patent Application No. 63/380,125 filed on October 19, 2022, U.S. Provisional Application 63/334,410, filed April 25, 2022, U.S. Provisional Application 63/295,197, filed December 30, 2021, and U.S. Provisional Application 63/277,878, filed November 10, 2021, each of which is incorporated herein by reference in its entirety.

TECHNICAL FIELD

[0002] The technology described herein relates to ionic liquids and deep eutectic liquids for the treatment of diseases including obesity, metabolic disorders and gastro-intestinal inflammation.

SUMMARY

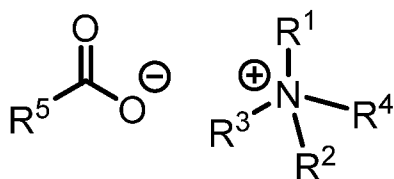
[0003] Provided herein are compositions of matter and methods of use for the treatment of diseases or disorders.

[0004] The inventors have found that certain modifications to proteins surprisingly improve their use with ionic liquid compositions for formulation and delivery. These formulations can be delivered orally to a patient for the purpose of treating the patient.

[0005] In one embodiment, described herein is a composition wherein a protein or a peptide is non-covalently attached to one or more ions wherein such ions are also present in the said ionic liquid that is present in the formulation.

[0006] In one embodiment, described herein is a composition wherein a protein or a peptide is covalently attached to one or more ions wherein such ions are also present in the said ionic liquid that is present in the formulation.

[0007] In an aspect, provided herein, *inter alia*, is a compound according to Formula I:



Formula I,

wherein:

R¹, R², and R³ are independently C₁-C₅ alkyl;

R⁴ is C₂-C₅ alkyl, wherein the C₂-C₅ alkyl is unsubstituted or substituted with 1 or more hydroxyl;

R⁵ is a therapeutic agent.

[0008] In some embodiments, R¹, R², and R³ are methyl.

[0009] In some embodiments, R¹, R², and R³ are ethyl.

[0010] In some embodiments, R¹, R², and R³ are propyl.

[0011] In some embodiments, R¹ and R² are methyl, and R³ is ethyl.

[0012] In some embodiments, R¹ and R³ are methyl, and R² is ethyl.

[0013] In some embodiments, R¹ and R² are ethyl, and R³ is methyl.

[0014] In some embodiments, R¹ and R³ are ethyl, and R² is methyl.

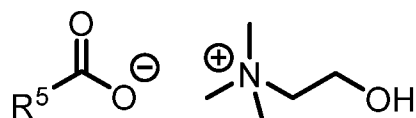
[0015] In some embodiments, R¹ and R² are propyl, and R³ is methyl.

[0016] In some embodiments, R¹ and R³ are propyl, and R² is methyl.

[0017] In some embodiments, R⁴ is C₂-C₅ alkyl substituted with a hydroxyl.

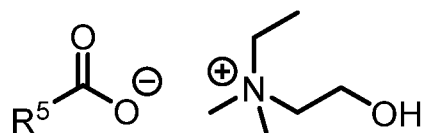
[0018] In some embodiments, R⁴ is .

[0019] In some embodiments, the compound is according to Formula Ia:



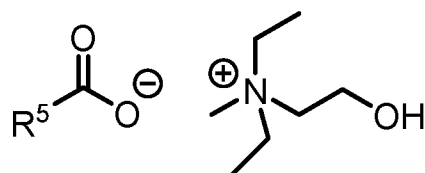
Formula Ia.

[0020] In some embodiments, the compound is according to Formula Ib:



Formula Ib.

[0021] In some embodiments, the compound is according to Formula Ic:

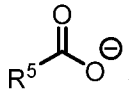
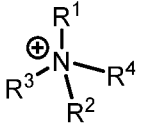


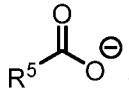
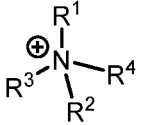
Formula Ic.

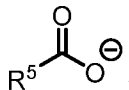
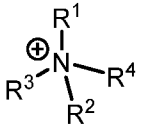
[0022] In some embodiments, the therapeutic agent is an GLP-1 analog or functional variant thereof or mimetic thereof, Liraglutide, Exenatide, Peptide tyrosine tyrosine (YY), glucagon, gastric inhibitory polypeptide (GIP), or amylin.

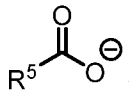
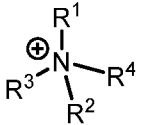
[0023] In some embodiments, the therapeutic agent is an GLP-1 analog or functional variant thereof or mimetic thereof.

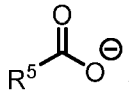
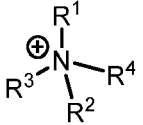
[0024] In some embodiments, the compound comprises the structure as shown in FIG. 16.

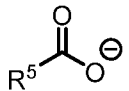
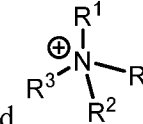
[0025] In some embodiments, the compound comprises a  to  molar ratio of from about 1:1 to about 1:60.

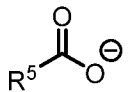
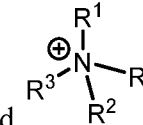
[0026] In some embodiments, the compound comprises a  to  molar ratio of from about 1:1 to about 1:30.

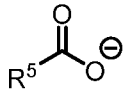
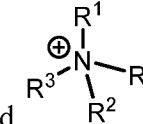
[0027] In some embodiments, the compound comprises a  to  molar ratio of about 1:1.

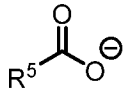
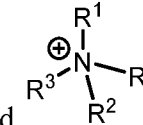
[0028] In some embodiments, the compound comprises a  to  molar ratio of about 1:3.

[0029] In some embodiments, the compound comprises a  to  molar ratio of about 1:4.

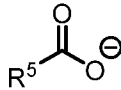
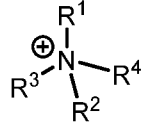
[0030] In some embodiments, the compound comprises a  and  molar ratio of about 1:7.

[0031] In some embodiments, the compound comprises a  and  molar ratio of about 1:12.

[0032] In some embodiments, the compound comprises a  and  molar ratio of about 1:14.

[0033] In some embodiments, the compound comprises a  and  molar ratio of

about 1:28.

[0034] In some embodiments, the compound comprises a  and  molar ratio of about 1:56.

[0035] In some embodiments, the therapeutic agent is an amylin or mimetic or analog thereof, or an amylin analog or functional variant thereof or mimetic or analog thereof.

[0036] In some embodiments, the therapeutic agent is an amylin analog or functional variant thereof or mimetic or analog thereof.

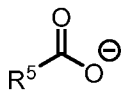
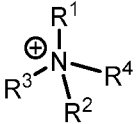
[0037] In some embodiments, the therapeutic agent is an amylin analog or functional variant thereof or mimetic or analog thereof having the sequence of:

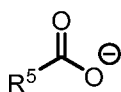
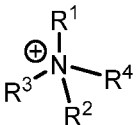
[diacid]-[linker]-KCNTATCATQRLANFLVHSSNFGPILPPTNVGSNTY-amide.

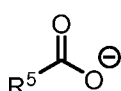
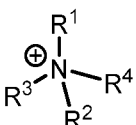
[0038] In some embodiments, the therapeutic agent is an amylin analog or functional variant thereof or mimetic or analog thereof having the structure as shown in FIG. 2, FIG. 3, or FIG. 4.

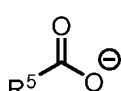
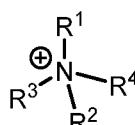
[0039] In some embodiments, the therapeutic agent is an amylin analog or functional variant thereof or mimetic or analog thereof comprising an amino acid substitution of N14E, V17R, Y37P, F15E, L16E, V17E, or any combination thereof.

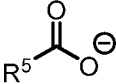
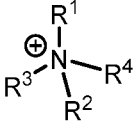
[0040] In some embodiments, the therapeutic agent is an amylin analog or functional variant thereof or mimetic or analog thereof comprising an amino acid substitution of N14E.

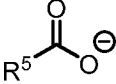
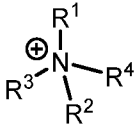
[0041] In some embodiments, the compound comprises a  to  molar ratio of from about 1:1 to about 1:30.

[0042] In some embodiments, the compound comprises a  to  molar ratio of about 1:1.

[0043] In some embodiments, the compound comprises a  to  molar ratio of about 1:3.

[0044] In some embodiments, the compound comprises a  and  molar ratio of about 1:7.

[0045] In some embodiments, the compound comprises a  to  molar ratio of about 1:12.

[0046] In some embodiments, the compound comprises a  and  molar ratio of about 1:28.

[0047] In some embodiments, the therapeutic agent is an antibody or an antibody fragment thereof.

[0048] In some embodiments, the therapeutic agent is any one selected from the group consisting of infliximab or an antibody fragment thereof, adalimumab or an antibody fragment thereof, ustekinumab or an antibody fragment thereof, golimumab or an antibody fragment thereof, natalizumab or an antibody fragment thereof, vedolizumab or an antibody fragment thereof, and certolizumab pegol or an antibody fragment thereof.

[0049] In some embodiments, the therapeutic agent comprises:

(i) a sequence with at least 75% sequence identity to the sequence of SEQ ID NO: 1 or SEQ ID NO: 24, a sequence with at least 75% sequence identity to the sequence of SEQ ID NO: 2, or a combination thereof;

(ii) a sequence with at least 75% sequence identity to the sequence of SEQ ID NO: 3, SEQ ID NO: 4, or SEQ ID NO: 5, a sequence with at least 75% sequence identity to the sequence of SEQ ID NO: 6 or SEQ ID NO: 7, or any combination thereof;

(iii) a sequence with at least 75% sequence identity to the sequence of SEQ ID NO: 8, a sequence with at least 75% sequence identity to the sequence of SEQ ID NO: 9, or a combination thereof;

(iv) a sequence with at least 75% sequence identity to the sequence of SEQ ID NO: 10, a sequence with at least 75% sequence identity to the sequence of SEQ ID NO: 11, or a combination thereof;

(v) a sequence with at least 75% sequence identity to the sequence of SEQ ID NO: 12 or SEQ ID NO: 13, a sequence with at least 75% sequence identity to the sequence of SEQ ID NO: 14 or SEQ ID NO: 15, or any combination thereof;

(vi) a sequence with at least 75% sequence identity to the sequence of SEQ ID NO: 16, a sequence with at least 75% sequence identity to the sequence of SEQ ID NO: 17, or a combination thereof;
or

(vii) a sequence with at least 75% sequence identity to the sequence of SEQ ID NO: 18, a sequence with at least 75% sequence identity to the sequence of SEQ ID NO: 19, or a combination thereof.

[0050] In some embodiments, the therapeutic agent comprises:

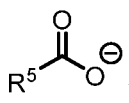
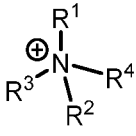
- (i) the sequence of SEQ ID NO: 1 or SEQ ID NO: 24, the sequence of SEQ ID NO: 2, or a combination thereof;
- (ii) the sequence of SEQ ID NO: 3, SEQ ID NO: 4, or SEQ ID NO: 5, the sequence of SEQ ID NO: 6 or SEQ ID NO: 7, or any combination thereof;
- (iii) the sequence of SEQ ID NO: 8, the sequence of SEQ ID NO: 9, or a combination thereof;
- (iv) the sequence of SEQ ID NO: 10, the sequence of SEQ ID NO: 11, or a combination thereof;
- (v) the sequence of SEQ ID NO: 12 or SEQ ID NO: 13, the sequence of SEQ ID NO: 14 or SEQ ID NO: 15, or any combination thereof;
- (vi) the sequence of SEQ ID NO: 16, the sequence of SEQ ID NO: 17, or a combination thereof; or
- (vii) the sequence of SEQ ID NO: 18, the sequence of SEQ ID NO: 19, or a combination thereof.

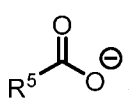
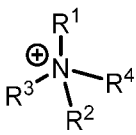
[0051] In some embodiments, the therapeutic agent comprises:

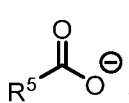
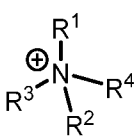
- (i) the sequence of SEQ ID NO: 1 or SEQ ID NO: 24, and the sequence of SEQ ID NO: 2;
- (ii) the sequence of SEQ ID NO: 3 and the sequence of SEQ ID NO: 6, the sequence of SEQ ID NO: 4 and the sequence of SEQ ID NO: 6, or the sequence of SEQ ID NO: 5 and SEQ ID NO: 7;
- (iii) the sequence of SEQ ID NO: 8 and the sequence of SEQ ID NO: 9;
- (iv) the sequence of SEQ ID NO: 10 and the sequence of SEQ ID NO: 11;
- (v) the sequence of SEQ ID NO: 12 and the sequence of SEQ ID NO: 14, or the sequence of SEQ ID NO: 13 and the sequence of SEQ ID NO: 15;
- (vi) the sequence of SEQ ID NO: 16 and the sequence of SEQ ID NO: 17; or
- (vii) the sequence of SEQ ID NO: 18 and the sequence of SEQ ID NO: 19.

[0052] In some embodiments, the therapeutic agent is infliximab or an antibody fragment thereof.

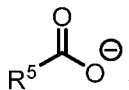
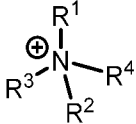
[0053] In some embodiments, the therapeutic agent comprises the sequence of SEQ ID NO: 1 or SEQ ID NO: 24, and the sequence of SEQ ID NO: 2.

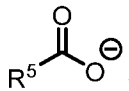
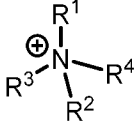
[0054] In some embodiments, the compound comprises a  to  molar ratio of from about 1:1 to about 1:164.

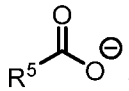
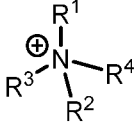
[0055] In some embodiments, the compound comprises a  to  molar ratio of about 1:1.

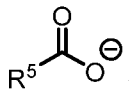
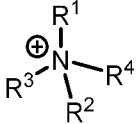
[0056] In some embodiments, the compound comprises a  to  molar ratio of

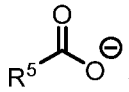
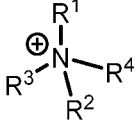
about 1:33.

[0057] In some embodiments, the compound comprises a  to  molar ratio of about 1:41.

[0058] In some embodiments, the compound comprises a  to  molar ratio of about 1:66.

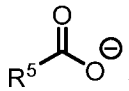
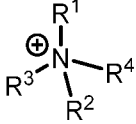
[0059] In some embodiments, the compound comprises a  to  molar ratio of about 1:82.

[0060] In some embodiments, the compound comprises a  to  molar ratio of about 1:132.

[0061] In some embodiments, the compound comprises a  to  molar ratio of about 1:164.

[0062] In some embodiments, the therapeutic agent is adalimumab or an antibody fragment thereof.

[0063] In some embodiments, the therapeutic agent comprises the sequence of SEQ ID NO: 3 and the sequence of SEQ ID NO: 6, the sequence of SEQ ID NO: 4 and the sequence of SEQ ID NO: 6, or the sequence of SEQ ID NO: 5 and SEQ ID NO: 7.

[0064] In some embodiments, the compound comprises a  to  molar ratio of from about 1:1 to about 1:144.

[0065] In some embodiments, the therapeutic agent is ustekinumab or an antibody fragment thereof.

[0066] In some embodiments, the therapeutic agent comprises the sequence of SEQ ID NO: 8 and the sequence of SEQ ID NO: 9.

[0067] In some embodiments, the compound comprises a $\text{R}^5\text{C}(=\text{O})\text{O}^-$ to $\text{R}^3\text{N}^+(\text{R}^1)\text{R}^2\text{R}^4$ molar ratio of from about 1:1 to about 1:140.

[0068] In some embodiments, the therapeutic agent is golimumab or an antibody fragment thereof.

[0069] In some embodiments, the therapeutic agent comprises the sequence of SEQ ID NO: 10 and the sequence of SEQ ID NO: 11.

[0070] In some embodiments, the compound comprises a $\text{R}^5\text{C}(=\text{O})\text{O}^-$ to $\text{R}^3\text{N}^+(\text{R}^1)\text{R}^2\text{R}^4$ molar ratio of from about 1:1 to about 1:80.

[0071] In some embodiments, the therapeutic agent is natalizumab or an antibody fragment thereof.

[0072] In some embodiments, the therapeutic agent comprises the sequence of SEQ ID NO: 12 and the sequence of SEQ ID NO: 14, or the sequence of SEQ ID NO: 13 and the sequence of SEQ ID NO: 15.

[0073] In some embodiments, the compound comprises a $\text{R}^5\text{C}(=\text{O})\text{O}^-$ to $\text{R}^3\text{N}^+(\text{R}^1)\text{R}^2\text{R}^4$ molar ratio of from about 1:1 to about 1:156.

[0074] In some embodiments, the therapeutic agent is vedolizumab or an antibody fragment thereof.

[0075] In some embodiments, the therapeutic agent comprises the sequence of SEQ ID NO: 16 and the sequence of SEQ ID NO: 17.

[0076] In some embodiments, the compound comprises a $\text{R}^5\text{C}(=\text{O})\text{O}^-$ to $\text{R}^3\text{N}^+(\text{R}^1)\text{R}^2\text{R}^4$ molar ratio of from about 1:1 to about 1:256.

[0077] In some embodiments, the therapeutic agent is certolizumab pegol or an antibody fragment thereof.

[0078] In some embodiments, the therapeutic agent comprises the sequence of SEQ ID NO: 18 and the sequence of SEQ ID NO: 19.

[0079] In some embodiments, the compound comprises a $\text{R}^5\text{C}(=\text{O})\text{O}^-$ to $\text{R}^3\text{N}^+(\text{R}^1)\text{R}^2\text{R}^4$ molar ratio of

from about 1:1 to about 1:70.

[0080] In some embodiments, the therapeutic agent is an antibody or an antibody fragment thereof comprising one or more choline or choline derivative-peptide salt formed on the C-terminus of a light chain, the C-terminus of a heavy chain or a combination thereof.

[0081] In some embodiments, the therapeutic agent is a dual GIP/GLP-1 receptor agonist or functional variant thereof.

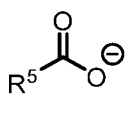
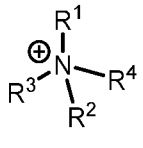
[0082] In some embodiments, the therapeutic agent comprises a sequence with at least 75% sequence identity to the sequence of SEQ ID NO: 25.

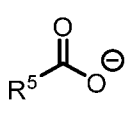
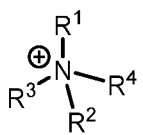
[0083] In some embodiments, the therapeutic agent comprises the sequence of SEQ ID NO: 25.

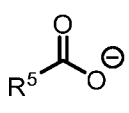
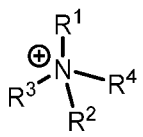
[0084] In some embodiments, the therapeutic agent comprises C20 diacid- γ -Glu-(AEEA)₂ attached to a residue of a sequence with at least 75% sequence identity to the sequence of SEQ ID NO: 25.

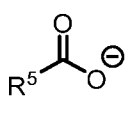
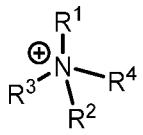
[0085] In some embodiments, the therapeutic agent comprises C20 diacid- γ -Glu-(AEEA)₂ attached to a residue of the sequence of SEQ ID NO: 25.

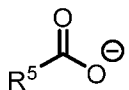
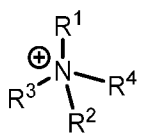
[0086] In some embodiments, the therapeutic agent comprises C20 diacid- γ -Glu-(AEEA)₂ attached to the Lys residue at the position 20 from the N-terminus of the sequence of SEQ ID NO: 25.

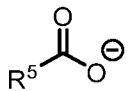
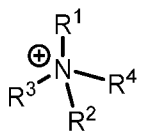
[0087] In some embodiments, the compound comprises a  to  molar ratio of from about 1:1 to about 1:20.

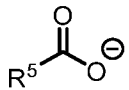
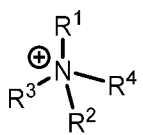
[0088] In some embodiments, the compound comprises a  to  molar ratio of about 1:1.

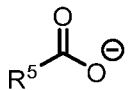
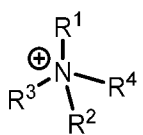
[0089] In some embodiments, the compound comprises a  to  molar ratio of about 1:2.

[0090] In some embodiments, the compound comprises a  to  molar ratio of about 1:3.

[0091] In some embodiments, the compound comprises a  to  molar ratio of about 1:4.

[0092] In some embodiments, the compound comprises a  to  molar ratio of about 1:5.

[0093] In some embodiments, the compound comprises a  to  molar ratio of about 1:10.

[0094] In some embodiments, the compound comprises a  to  molar ratio of about 1:20.

[0095] In some embodiments, the compound comprises the therapeutic agent having a modified structure.

[0096] In some embodiments, the compound comprises the therapeutic agent having a choline or choline derivative-modified structure.

[0097] In some embodiments, the compound comprises the therapeutic agent having a cation moiety comprising choline or choline derivative.

[0098] In some embodiments, the compound comprises the therapeutic agent having a cation moiety comprising a choline or choline derivative-like residue.

[0099] In some embodiments, the compound comprises the therapeutic agent comprising one or more choline or choline derivative-peptide derivative formed on a Glu residue, an Asp residue, or a combination thereof.

[00100] In some embodiments, the compound comprises the therapeutic agent comprising a linker comprising one or more gamma glutamate (γ Glu) residues, one or more 8-amino-3,6-dioxaoctanoic acid (OEG) residues, or a combination thereof.

[00101] In some embodiments, the compound comprises the therapeutic agent comprising a linker comprising one or more gamma glutamate (γ Glu) residues.

[00102] In some embodiments, the compound comprises the therapeutic agent comprising a choline or choline derivative-peptide salt that is formed on the carboxylic acid of the one or more

gamma glutamate residues of the linker.

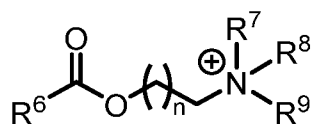
[00103] In some embodiments, the compound comprises the therapeutic agent comprising a choline or choline derivative-peptide ester that is formed on the carboxylic acid of the one or more gamma glutamate residues of the linker.

[00104] In some embodiments, the compound comprises the therapeutic agent comprising a diacid consisting of 10, 12, 14, 16, 18, or 20 carbons in length.

[00105] In some embodiments, the diacid comprises a C10, C12, C14, C16, C18, or C20 fatty diacid.

[00106] In some embodiments, the diacid comprises 1,20-icosanedioic acid.

[00107] In another aspect, provided herein is a compound according to Formula II:



Formula II,

wherein:

R⁶ is a therapeutic agent.

R⁷, R⁸, and R⁹ are independently C₁-C₅ alkyl; and

n is 1, 2, 3, 4, or 5.

[00108] In some embodiments, R⁷, R⁸, and R⁹ are methyl.

[00109] In some embodiments, R⁷, R⁸, and R⁹ are ethyl.

[00110] In some embodiments, R⁷, R⁸, and R⁹ are propyl.

[00111] In some embodiments, R⁷ and R⁸ are methyl, and R⁹ is ethyl.

[00112] In some embodiments, R⁷ and R⁹ are methyl, and R⁸ is ethyl.

[00113] In some embodiments, R⁷ and R⁸ are ethyl, and R⁹ is methyl.

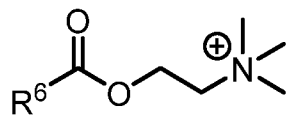
[00114] In some embodiments, R⁷ and R⁹ are ethyl, and R⁸ is methyl.

[00115] In some embodiments, R⁷ and R⁸ are propyl, and R⁹ is methyl.

[00116] In some embodiments, R⁷ and R⁹ are propyl, and R⁸ is methyl.

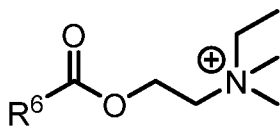
[00117] In some embodiments, n is 1.

[00118] In some embodiments, the compound is according to Formula IIa:



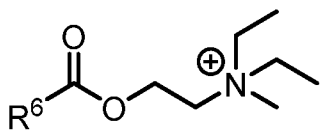
Formula IIa.

[00119] In some embodiments, the compound is according to Formula IIb:



Formula IIb.

[00120] In some embodiments, the compound is according to Formula IIc:



Formula IIc.

[00121] In some embodiments, the therapeutic agent is an GLP-1 analog or functional variant thereof or mimetic thereof, Liraglutide, Exenatide, Peptide tyrosine tyrosine (YY), glucagon, gastric inhibitory polypeptide (GIP), or amylin.

[00122] In some embodiments, the therapeutic agent is an GLP-1 analog or functional variant thereof or mimetic thereof.

[00123] In some embodiments, the compound comprises the structure as shown in FIG. 17B.

[00124] In some embodiments, the therapeutic agent is an amylin or mimetic or analog thereof, or an amylin analog or functional variant thereof or mimetic or analog thereof.

[00125] In some embodiments, the therapeutic agent is an amylin analog or functional variant thereof or mimetic or analog thereof.

[00126] In some embodiments, the therapeutic agent is an amylin analog or functional variant thereof or mimetic or analog thereof having the sequence of:

[diacid]-[linker]-KCNTATCATQRLANFLVHSSNFGPILPPTNVGSNTY-amide.

[00127] In some embodiments, the therapeutic agent is an amylin analog or functional variant thereof or mimetic or analog thereof having the structure as shown in FIG. 2, FIG. 3, or FIG. 4.

[00128] In some embodiments, the therapeutic agent is an amylin analog or functional variant thereof or mimetic or analog thereof comprising an amino acid substitution of N14E, V17R, Y37P, F15E, L16E, V17E, or any combination thereof.

[00129] In some embodiments, the therapeutic agent is an amylin analog or functional variant thereof or mimetic or analog thereof comprising an amino acid substitution of N14E.

[00130] In some embodiments, the therapeutic agent is an antibody or an antibody fragment thereof.

[00131] In some embodiments, the therapeutic agent is any one selected from the group consisting of infliximab or an antibody fragment thereof, adalimumab or an antibody fragment thereof, ustekinumab or an antibody fragment thereof, golimumab or an antibody fragment thereof, natalizumab or an antibody fragment thereof, vedolizumab or an antibody fragment thereof, and

certolizumab pegol or an antibody fragment thereof.

[00132] In some embodiments, the therapeutic agent comprises:

- (i) a sequence with at least 75% sequence identity to the sequence of SEQ ID NO: 1 or SEQ ID NO: 24, a sequence with at least 75% sequence identity to the sequence of SEQ ID NO: 2, or a combination thereof;
 - (ii) a sequence with at least 75% sequence identity to the sequence of SEQ ID NO: 3, SEQ ID NO: 4, or SEQ ID NO: 5, a sequence with at least 75% sequence identity to the sequence of SEQ ID NO: 6 or SEQ ID NO: 7, or any combination thereof;
 - (iii) a sequence with at least 75% sequence identity to the sequence of SEQ ID NO: 8, a sequence with at least 75% sequence identity to the sequence of SEQ ID NO: 9, or a combination thereof;
 - (iv) a sequence with at least 75% sequence identity to the sequence of SEQ ID NO: 10, a sequence with at least 75% sequence identity to the sequence of SEQ ID NO: 11, or a combination thereof;
 - (v) a sequence with at least 75% sequence identity to the sequence of SEQ ID NO: 12 or SEQ ID NO: 13, a sequence with at least 75% sequence identity to the sequence of SEQ ID NO: 14 or SEQ ID NO: 15, or any combination thereof;
 - (vi) a sequence with at least 75% sequence identity to the sequence of SEQ ID NO: 16, a sequence with at least 75% sequence identity to the sequence of SEQ ID NO: 17, or a combination thereof;
- or
- (vii) a sequence with at least 75% sequence identity to the sequence of SEQ ID NO: 18, a sequence with at least 75% sequence identity to the sequence of SEQ ID NO: 19, or a combination thereof.

[00133] In some embodiments, the therapeutic agent comprises:

- (i) the sequence of SEQ ID NO: 1 or SEQ ID NO: 24, the sequence of SEQ ID NO: 2, or a combination thereof;
- (ii) the sequence of SEQ ID NO: 3, SEQ ID NO: 4, or SEQ ID NO: 5, the sequence of SEQ ID NO: 6 or SEQ ID NO: 7, or any combination thereof;
- (iii) the sequence of SEQ ID NO: 8, the sequence of SEQ ID NO: 9, or a combination thereof;
- (iv) the sequence of SEQ ID NO: 10, the sequence of SEQ ID NO: 11, or a combination thereof;
- (v) the sequence of SEQ ID NO: 12 or SEQ ID NO: 13, the sequence of SEQ ID NO: 14 or SEQ ID NO: 15, or any combination thereof;
- (vi) the sequence of SEQ ID NO: 16, the sequence of SEQ ID NO: 17, or a combination thereof; or
- (vii) the sequence of SEQ ID NO: 18, the sequence of SEQ ID NO: 19, or a combination thereof.

[00134] In some embodiments, the therapeutic agent comprises:

- (i) the sequence of SEQ ID NO: 1 or SEQ ID NO: 24, and the sequence of SEQ ID NO: 2;
- (ii) the sequence of SEQ ID NO: 3 and the sequence of SEQ ID NO: 6, the sequence of SEQ ID

- NO: 4 and the sequence of SEQ ID NO: 6, or the sequence of SEQ ID NO: 5 and SEQ ID NO: 7;
- (iii) the sequence of SEQ ID NO: 8 and the sequence of SEQ ID NO: 9;
- (iv) the sequence of SEQ ID NO: 10 and the sequence of SEQ ID NO: 11;
- (v) the sequence of SEQ ID NO: 12 and the sequence of SEQ ID NO: 14, or the sequence of SEQ ID NO: 13 and the sequence of SEQ ID NO: 15;
- (vi) the sequence of SEQ ID NO: 16 and the sequence of SEQ ID NO: 17; or
- (vii) the sequence of SEQ ID NO: 18 and the sequence of SEQ ID NO: 19.

[00135] In some embodiments, the therapeutic agent is infliximab or an antibody fragment thereof.

[00136] In some embodiments, the therapeutic agent comprises the sequence of SEQ ID NO: 1 or SEQ ID NO: 24, and the sequence of SEQ ID NO: 2.

[00137] In some embodiments, the therapeutic agent is adalimumab or an antibody fragment thereof.

[00138] In some embodiments, the therapeutic agent comprises the sequence of SEQ ID NO: 3 and the sequence of SEQ ID NO: 6, the sequence of SEQ ID NO: 4 and the sequence of SEQ ID NO: 6, or the sequence of SEQ ID NO: 5 and SEQ ID NO: 7.

[00139] In some embodiments, the therapeutic agent is ustekinumab or an antibody fragment thereof.

[00140] In some embodiments, the therapeutic agent comprises the sequence of SEQ ID NO: 8 and the sequence of SEQ ID NO: 9.

[00141] In some embodiments, the therapeutic agent is golimumab or an antibody fragment thereof.

[00142] In some embodiments, the therapeutic agent comprises the sequence of SEQ ID NO: 10 and the sequence of SEQ ID NO: 11.

[00143] In some embodiments, the therapeutic agent is natalizumab or an antibody fragment thereof.

[00144] In some embodiments, the therapeutic agent comprises the sequence of SEQ ID NO: 12 and the sequence of SEQ ID NO: 14, or the sequence of SEQ ID NO: 13 and the sequence of SEQ ID NO: 15.

[00145] In some embodiments, the therapeutic agent is vedolizumab or an antibody fragment thereof.

[00146] In some embodiments, the therapeutic agent comprises the sequence of SEQ ID NO: 16 and the sequence of SEQ ID NO: 17.

[00147] In some embodiments, the therapeutic agent is certolizumab pegol or an antibody fragment thereof.

[00148] In some embodiments, the therapeutic agent comprises the sequence of SEQ ID NO: 18 and the sequence of SEQ ID NO: 19.

[00149] In some embodiments, the therapeutic agent is an antibody or an antibody fragment thereof comprising one or more choline or choline derivative-peptide ester formed on the C-terminus of a light chain, the C-terminus of a heavy chain or a combination thereof.

[00150] In some embodiments, the therapeutic agent is an antibody or an antibody fragment thereof comprising one or more choline or choline derivative-peptide ester formed on a Cys residue, a Lys residue, or any combination thereof.

[00151] In some embodiments, the one or more choline or choline derivative-peptide ester formed on the Cys residue comprises a linker-to-antibody ratio of 2-8, the one or more choline or choline derivative-peptide ester formed on the Lys residue comprises a linker-to-antibody ratio of 2-4, or a combination thereof.

[00152] In some embodiments, the therapeutic agent is a dual GIP/GLP-1 receptor agonist or functional variant thereof.

[00153] In some embodiments, the therapeutic agent comprises a sequence with at least 75% sequence identity to the sequence of SEQ ID NO: 25.

[00154] In some embodiments, the therapeutic agent comprises the sequence of SEQ ID NO: 25.

[00155] In some embodiments, the therapeutic agent comprises C₂₀ diacid- γ -Glu-(AEEA)₂ attached to a residue of a sequence with at least 75% sequence identity to the sequence of SEQ ID NO: 25.

[00156] In some embodiments, the therapeutic agent comprises C₂₀ diacid- γ -Glu-(AEEA)₂ attached to a residue of the sequence of SEQ ID NO: 25.

[00157] In some embodiments, the therapeutic agent comprises C₂₀ diacid- γ -Glu-(AEEA)₂ attached to the Lys residue at the position 20 from the N-terminus of the sequence of SEQ ID NO: 25.

[00158] In some embodiments, the compound comprises the therapeutic agent having a choline or choline derivative-modified structure.

[00159] In some embodiments, the compound comprises the therapeutic agent having a choline or choline derivative-modified salt structure.

[00160] In some embodiments, the compound comprises the therapeutic agent having a cation moiety comprising choline or choline derivative.

[00161] In some embodiments, the compound comprises the therapeutic agent having a choline or choline derivative-modified ester structure.

[00162] In some embodiments, the compound comprises the therapeutic agent having a cation

moiety comprising a choline or choline derivative-like residue.

[00163] In some embodiments, the compound comprises the therapeutic agent comprising one or more choline or choline derivative-peptide ester formed on a Cys residue, a Lys residue, or any combination thereof.

[00164] In some embodiments, the one or more choline or choline derivative-peptide ester formed on the Cys residue comprises a linker-to-the therapeutic agent ratio of 2-8, the one or more choline or choline derivative-peptide ester formed on the Lys residue comprises a linker-to-the therapeutic agent ratio of 2-4, or a combination thereof.

[00165] In some embodiments, the compound comprises the therapeutic agent comprising a linker comprising one or more gamma glutamate (γ Glu) residues, one or more 8-amino-3,6-dioxaoctanoic acid (OEG) residues, or a combination thereof.

[00166] In some embodiments, the compound comprises the therapeutic agent comprising a linker comprising one or more gamma glutamate (γ Glu) residues.

[00167] In some embodiments, the compound comprises the therapeutic agent comprising a choline or choline derivative-peptide salt that is formed on the carboxylic acid of the one or more gamma glutamate residues of the linker.

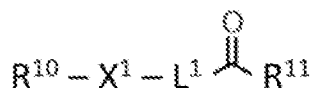
[00168] In some embodiments, the compound comprises the therapeutic agent comprising a choline or choline derivative-peptide ester that is formed on the carboxylic acid of the one or more gamma glutamate residues of the linker.

[00169] In some embodiments, the compound comprises the therapeutic agent comprising a diacid consisting of 10, 12, 14, 16, 18, or 20 carbons in length.

[00170] In some embodiments, the diacid comprises a C₁₀, C₁₂, C₁₄, C₁₆, C₁₈, or C₂₀ fatty diacid.

[00171] In some embodiments, the diacid comprises 1,20-icosanedioic acid.

[00172] In another aspect, provided herein is a compound according to Formula III:




Formula III,

wherein:

R¹⁰ is a therapeutic agent;

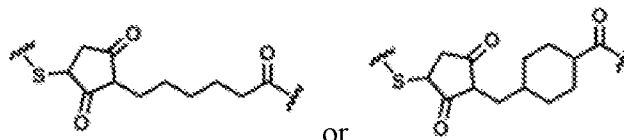
R¹¹ is substituted or unsubstituted C₅-C₁₀;

X¹ is - , -S-, or -NH-; and

L¹ is a covalent bond or a linker.

[00173] In some embodiments, L¹ is a non-cleavable linker.

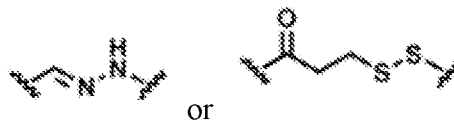
[00174] In some embodiments, L^1 comprises a maleimide alkane linker or a maleimide cyclohexane linker.



[00175] In some embodiments, L^1 comprises

[00176] In some embodiments, L^1 is a chemically cleavable linker.

[00177] In some embodiments, L^1 comprises a hydrazone linker or a disulfide linker.



[00178] In some embodiments, L^1 comprises

[00179] In some embodiments, R^{11} is substituted or unsubstituted C_{10} .

[00180] In some embodiments, the therapeutic agent is an GLP-1 analog or functional variant thereof or mimetic thereof, Liraglutide, Exenatide, Peptide tyrosine tyrosine (YY), glucagon, gastric inhibitory polypeptide (GIP), or amylin.

[00181] In some embodiments, the therapeutic agent is an GLP-1 analog or functional variant thereof or mimetic thereof.

[00182] In some embodiments, the therapeutic agent is an amylin or mimetic or analog thereof, or an amylin analog or functional variant thereof or mimetic or analog thereof.

[00183] In some embodiments, the therapeutic agent is an amylin analog or functional variant thereof or mimetic or analog thereof.

[00184] In some embodiments, the therapeutic agent is an amylin analog or functional variant thereof or mimetic or analog thereof having the sequence of:

[diacid]-[linker]-KCNTATCATQRLANFLVHSSNFGPILPPTNVGSNTY-amide.

[00185] In some embodiments, the therapeutic agent is an amylin analog or functional variant thereof or mimetic or analog thereof comprising an amino acid substitution of N14E, V17R, Y37P, F15E, L16E, V17E, or any combination thereof.

[00186] In some embodiments, the therapeutic agent is an amylin analog or functional variant thereof or mimetic or analog thereof comprising an amino acid substitution of N14E.

[00187] In some embodiments, the therapeutic agent is an antibody or an antibody fragment thereof.

[00188] In some embodiments, the therapeutic agent is any one selected from the group consisting of infliximab or an antibody fragment thereof, adalimumab or an antibody fragment thereof, ustekinumab or an antibody fragment thereof, golimumab or an antibody fragment thereof, natalizumab or an antibody fragment thereof, vedolizumab or an antibody fragment thereof, and

certolizumab pegol or an antibody fragment thereof.

[00189] In some embodiments, the therapeutic agent comprises:

- (i) a sequence with at least 75% sequence identity to the sequence of SEQ ID NO: 1 or SEQ ID NO: 24, a sequence with at least 75% sequence identity to the sequence of SEQ ID NO: 2, or a combination thereof;
 - (ii) a sequence with at least 75% sequence identity to the sequence of SEQ ID NO: 3, SEQ ID NO: 4, or SEQ ID NO: 5, a sequence with at least 75% sequence identity to the sequence of SEQ ID NO: 6 or SEQ ID NO: 7, or any combination thereof;
 - (iii) a sequence with at least 75% sequence identity to the sequence of SEQ ID NO: 8, a sequence with at least 75% sequence identity to the sequence of SEQ ID NO: 9, or a combination thereof;
 - (iv) a sequence with at least 75% sequence identity to the sequence of SEQ ID NO: 10, a sequence with at least 75% sequence identity to the sequence of SEQ ID NO: 11, or a combination thereof;
 - (v) a sequence with at least 75% sequence identity to the sequence of SEQ ID NO: 12 or SEQ ID NO: 13, a sequence with at least 75% sequence identity to the sequence of SEQ ID NO: 14 or SEQ ID NO: 15, or any combination thereof;
 - (vi) a sequence with at least 75% sequence identity to the sequence of SEQ ID NO: 16, a sequence with at least 75% sequence identity to the sequence of SEQ ID NO: 17, or a combination thereof;
- or
- (vii) a sequence with at least 75% sequence identity to the sequence of SEQ ID NO: 18, a sequence with at least 75% sequence identity to the sequence of SEQ ID NO: 19, or a combination thereof.

[00190] In some embodiments, the therapeutic agent comprises:

- (i) the sequence of SEQ ID NO: 1 or SEQ ID NO: 24, the sequence of SEQ ID NO: 2, or a combination thereof;
- (ii) the sequence of SEQ ID NO: 3, SEQ ID NO: 4, or SEQ ID NO: 5, the sequence of SEQ ID NO: 6 or SEQ ID NO: 7, or any combination thereof;
- (iii) the sequence of SEQ ID NO: 8, the sequence of SEQ ID NO: 9, or a combination thereof;
- (iv) the sequence of SEQ ID NO: 10, the sequence of SEQ ID NO: 11, or a combination thereof;
- (v) the sequence of SEQ ID NO: 12 or SEQ ID NO: 13, the sequence of SEQ ID NO: 14 or SEQ ID NO: 15, or any combination thereof;
- (vi) the sequence of SEQ ID NO: 16, the sequence of SEQ ID NO: 17, or a combination thereof; or
- (vii) the sequence of SEQ ID NO: 18, the sequence of SEQ ID NO: 19, or a combination thereof.

[00191] In some embodiments, the therapeutic agent comprises:

- (i) the sequence of SEQ ID NO: 1 or SEQ ID NO: 24, and the sequence of SEQ ID NO: 2;
- (ii) the sequence of SEQ ID NO: 3 and the sequence of SEQ ID NO: 6, the sequence of SEQ ID

NO: 4 and the sequence of SEQ ID NO: 6, or the sequence of SEQ ID NO: 5 and SEQ ID NO: 7;
(iii) the sequence of SEQ ID NO: 8 and the sequence of SEQ ID NO: 9;
(iv) the sequence of SEQ ID NO: 10 and the sequence of SEQ ID NO: 11;
(v) the sequence of SEQ ID NO: 12 and the sequence of SEQ ID NO: 14, or the sequence of SEQ ID NO: 13 and the sequence of SEQ ID NO: 15;
(vi) the sequence of SEQ ID NO: 16 and the sequence of SEQ ID NO: 17; or
(vii) the sequence of SEQ ID NO: 18 and the sequence of SEQ ID NO: 19.

[00192] In some embodiments, the therapeutic agent is infliximab or an antibody fragment thereof.

[00193] In some embodiments, the therapeutic agent comprises the sequence of SEQ ID NO: 1 or SEQ ID NO: 24, and the sequence of SEQ ID NO: 2.

[00194] In some embodiments, the therapeutic agent is adalimumab or an antibody fragment thereof.

[00195] In some embodiments, the therapeutic agent comprises the sequence of SEQ ID NO: 3 and the sequence of SEQ ID NO: 6, the sequence of SEQ ID NO: 4 and the sequence of SEQ ID NO: 6, or the sequence of SEQ ID NO: 5 and SEQ ID NO: 7.

[00196] In some embodiments, the therapeutic agent is ustekinumab or an antibody fragment thereof.

[00197] In some embodiments, the therapeutic agent comprises the sequence of SEQ ID NO: 8 and the sequence of SEQ ID NO: 9.

[00198] In some embodiments, the therapeutic agent is golimumab or an antibody fragment thereof.

[00199] In some embodiments, the therapeutic agent comprises the sequence of SEQ ID NO: 10 and the sequence of SEQ ID NO: 11.

[00200] In some embodiments, the therapeutic agent is natalizumab or an antibody fragment thereof.

[00201] In some embodiments, the therapeutic agent comprises the sequence of SEQ ID NO: 12 and the sequence of SEQ ID NO: 14, or the sequence of SEQ ID NO: 13 and the sequence of SEQ ID NO: 15.

[00202] In some embodiments, the therapeutic agent is vedolizumab or an antibody fragment thereof.

[00203] In some embodiments, the therapeutic agent comprises the sequence of SEQ ID NO: 16 and the sequence of SEQ ID NO: 17.

[00204] In some embodiments, the therapeutic agent is certolizumab pegol or an antibody fragment thereof.

- [00205] In some embodiments, the therapeutic agent comprises the sequence of SEQ ID NO: 18 and the sequence of SEQ ID NO: 19.
- [00206] In some embodiments, the therapeutic agent is an antibody or an antibody fragment thereof comprising one or more R¹¹ linked to the C-terminus of a light chain, the C-terminus of a heavy chain or a combination thereof.
- [00207] In some embodiments, the therapeutic agent is a dual GIP/GLP-1 receptor agonist or functional variant thereof.
- [00208] In some embodiments, the therapeutic agent comprises a sequence with at least 75% sequence identity to the sequence of SEQ ID NO: 25.
- [00209] In some embodiments, the therapeutic agent comprises the sequence of SEQ ID NO: 25.
- [00210] In some embodiments, the therapeutic agent comprises C20 diacid- γ -Glu-(AEEA)₂ attached to a residue of a sequence with at least 75% sequence identity to the sequence of SEQ ID NO: 25.
- [00211] In some embodiments, the therapeutic agent comprises C20 diacid- γ -Glu-(AEEA)₂ attached to a residue of the sequence of SEQ ID NO: 25.
- [00212] In some embodiments, the therapeutic agent comprises C20 diacid- γ -Glu-(AEEA)₂ attached to the Lys residue at the position 20 from the N-terminus of the sequence of SEQ ID NO: 25.
- [00213] In some embodiments, the compound comprises the therapeutic agent having a choline or choline derivative-modified structure.
- [00214] In some embodiments, the compound comprises the therapeutic agent having a choline or choline derivative-modified salt structure.
- [00215] In some embodiments, the compound comprises the therapeutic agent having a cation moiety comprising choline or choline derivative.
- [00216] In some embodiments, the compound comprises the therapeutic agent having a choline or choline derivative-modified ester structure.
- [00217] In some embodiments, the compound comprises the therapeutic agent having a cation moiety comprising a choline or choline derivative-like residue.
- [00218] In some embodiments, the compound comprises the therapeutic agent comprising one or more R¹¹ linked to a Lys residue, a Cys residue, or any combination thereof.
- [00219] In some embodiments, R¹¹ is linked to the Lys residue with a linker-to-the therapeutic agent ratio of 2-4, R¹¹ is linked to the Cys residue with a linker-to-the therapeutic agent ratio of 2-8 or with a linker-to-the therapeutic agent ratio of 4, or a combination thereof.
- [00220] In some embodiments, the compound comprises the therapeutic agent comprising a dual

conjugation.

[00221] In some embodiments, the dual conjugation comprises a linker-to-the therapeutic agent ratio of 1-2.

[00222] In some embodiments, the compound comprises the therapeutic agent comprising a linker comprising one or more gamma glutamate (γ Glu) residues, one or more 8-amino-3,6-dioxaoctanoic acid (OEG) residues, or a combination thereof.

[00223] In some embodiments, the compound comprises the therapeutic agent comprising a linker comprising one or more gamma glutamate (γ Glu) residues.

[00224] In some embodiments, the compound comprises the therapeutic agent comprising a choline or choline derivative-peptide salt that is formed on the carboxylic acid of the one or more gamma glutamate residues of the linker.

[00225] In some embodiments, the compound comprises the therapeutic agent comprising a choline or choline derivative-peptide ester that is formed on the carboxylic acid of the one or more gamma glutamate residues of the linker.

[00226] In some embodiments, the compound comprises the therapeutic agent comprising a diacid consisting of 10, 12, 14, 16, 18, or 20 carbons in length.

[00227] In some embodiments, the diacid comprises a C₁₀, C₁₂, C₁₄, C₁₆, C₁₈, or C₂₀ fatty diacid.

[00228] In some embodiments, the diacid comprises 1,20-icosanedioic acid.

[00229] In another aspect, provided herein is a composition comprising the compound as provided herein, and one or more ionic liquid.

[00230] In some embodiments, the one or more ionic liquid independently comprises a cation selected from the group consisting of aminoguanidine, choline or choline derivative, carnitine, acetylcholine, ammonium, tetramethyl ammonium, tetraethyl ammonium, tetrabutyl ammonium, and guanidine derivatives.

[00231] In some embodiments, the one or more ionic liquid independently comprises choline or choline derivative, carnitine, or acetylcholine.

[00232] In some embodiments, the one or more ionic liquid independently comprises an anion selected from the group consisting of (R)- α -Lipoic Acid, 12-Hydroxystearic Acid, 2-(4-Isobutylphenyl)propionic Acid, 2-(4,4-Dimethyl-2-pentanyl)-5,7,7-trimethyloctanoic Acid, 2-Aminoethanesulfonic Acid (Taurine Acid), 2-Hexyldecanoic Acid, 2-Hydroxyhippuric Acid, 3-(4-Hydroxyphenyl)propionic Acid, 3-Methylcrotonic Acid, 3,3-Diphenylpropionic Acid, 3,4-Dihydroxybenzoic Acid (Protocatechuic Acid), 3,7-Dimethyloctanoic Acid, 4-Hydroxybenzenesulfonic Acid, 4-Hydroxybenzoic Acid, 4-Methylhexanoic Acid, 4-Methyloctanoic Acid, 4-Methylvaleric Acid, 5-Norbornene-2-carboxylic Acid, 8-[(2-

hydroxybenzoyl)amino]octanoic acid, Abietic Acid, Acetic Acid, Acetylcysteine, Aconitic Acid, Arachidonic Acid, Behenic Acid, Benzoic Acid, Caffeic Acid, Chenodeoxycholic Acid, Cis-Cinnamic acid, Citric Acid, Citronellic Acid, Crotonic Acid, D-(+)-Galactonic Acid, Decanoic Acid, Deoxy-cholic Acid, Dihydrocaffeic Acid, DL-2-Phenylpropionic (Hydratropic) Acid, DL-Tartaric Acid, DL-Tropic Acid, Eicosanedioic Acid, Eicosapentanoic Acid (EPA), Elaidic Acid, Ellagic Acid, Erucic Acid, Ethylenediaminetetraacetic Acid (EDTA), Formic Acid, Fumaric Acid, Geranic Acid, Glutaric Acid, Glycolic Acid, Heptanoic Acid, Hexanoic Acid, Hydrocinnamic Acid (3-Phenylpropionic Acid), Isobutyric Acid, Isovaleric Acid, L-(+)-Tartaric Acid, L-Ascorbic Acid, L-Aspartic Acid, L-Glutamic Acid, L-Glutathione reduced, Lactic Acid, Lauric Acid, Levulinic Acid, Linoleic Acid, Linolenic Acid, Lithocholic Acid, Maleic Acid, Malic Acid, Malonic Acid, Mandelic acid, Mesaconic Acid, Nicotinic Acid, Nonanoic Acid, Octanoic Acid, Oleic Acid, Oxalic Acid, p-Coumaric Acid, p-Toluenesulfonic Acid, Palmitic Acid, Perillic Acid, Phosphoric Acid, Pimelic Acid, Pivalic Acid, Propionic Acid, Pyroglutamic Acid, Pyruvic Acid, Ricinoleic Acid, Salicylic Acid (2-Hydroxybenzoic Acid), Sinapinic Acid (3,5-Dimethoxy-4-Hydroxycinnamic Acid), Sorbic Acid, Stearic acid, Succinic Acid, Syringic Acid, Tiglic Acid, Trans-2-Decenoic Acid, Trans-2-Hexenoic Acid, Trans-2-Octenoic Acid, Trans-3-Octenoic Acid, Trans-7-Octenoic Acid, Trans-Cinnamic Acid, Trans-Ferulic Acid, Undecanoic Acid, Valeric Acid, Vanillic Acid, and α -Ketoglutaric Acid.

[00233] In some embodiments, the one or more ionic liquid independently comprises an anion selected from the group consisting of glycolic acid, tartaric acid, malic acid, hydrocinnamic acid, citric acid, cinnamic acid, mandelic acid, mesaconic acid, ricinoleic acid, linoleic acid, and tiglic acid.

[00234] In some embodiments, the one or more ionic liquid independently comprises an anion selected from the group consisting of cinnamic acid, mandelic acid, citric acid, ricinoleic acid, linoleic acid, and tiglic acid.

[00235] In some embodiments, the one or more ionic liquid independently comprises choline or choline derivative-cinnamic acid, choline or choline derivative-mandelic acid, choline or choline derivative-citric acid, choline or choline derivative-ricinoleic acid, choline or choline derivative-linoleic acid, or choline or choline derivative-tiglic acid.

[00236] In some embodiments, the one or more ionic liquid independently comprises carnitine-cinnamic acid, carnitine-mandelic acid, carnitine-citric acid, carnitine-ricinoleic acid, carnitine-linoleic acid, or carnitine-tiglic acid.

[00237] In some embodiments, the one or more ionic liquid independently comprises acetylcholine-cinnamic acid, acetylcholine-mandelic acid, acetylcholine-citric acid, acetylcholine-

ricinoleic acid, acetylcholine-linoleic acid, or acetylcholine-tiglic acid.

[00238] In some embodiments, the composition as provided herein further comprises at least one permeation enhancer.

[00239] In some embodiments, the at least one permeation enhancer is selected from the group consisting of salcaprozate sodium (SNAC), sodium caprylate, sodium caprate, a bile salt, ethylenediaminetetraacetic acid (EDTA), ethylene glycol-bis-(2-aminoethylether)-N,N,N',N'-tetraacetic acid (EGTA), and 3-[N,N-Dimethyl(3-palmitoylamino)propyl]-ammonio]-propanesulfonate (PPS), and any combination thereof.

[00240] In some embodiments, the bile salt is selected from the group consisting of sodium deoxycholate, sodium chenodeoxycholate, sodium taurodeoxycholate, and a combination thereof.

[00241] In some embodiments, the composition as provided herein further comprises at least one pharmaceutically acceptable excipient.

[00242] In another aspect, provided herein is a composition comprising a therapeutic agent, and one or more ionic liquid, wherein the therapeutic agent is:

- (i) an GLP-1 analog or functional variant thereof or mimetic thereof, Liraglutide, Exenatide, Peptide tyrosine tyrosine (YY), glucagon, gastric inhibitory polypeptide (GIP), or amylin;
- (ii) an amylin or mimetic or analog thereof, or an amylin analog or functional variant thereof or mimetic or analog thereof;
- (iii) wherein the therapeutic agent is an antibody or an antibody fragment thereof; or
- (iv) a dual GIP/GLP-1 receptor agonist or functional variant thereof.

[00243] In some embodiments, the one or more ionic liquid independently comprises a cation selected from the group consisting of aminoguanidine, choline or choline derivative, carnitine, acetylcholine, ammonium, tetramethyl ammonium, tetraethyl ammonium, tetrabutyl ammonium, and guanidine derivatives.

[00244] In some embodiments, the one or more ionic liquid independently comprises choline or choline derivative, carnitine, or acetylcholine.

[00245] In some embodiments, the one or more ionic liquid independently comprises an anion selected from the group consisting of (R)- α -Lipoic Acid, 12-Hydroxystearic Acid, 2-(4-Isobutylphenyl)propionic Acid, 2-(4,4-Dimethyl-2-pentanyl)-5,7,7-trimethyloctanoic Acid, 2-Aminoethanesulfonic Acid (Taurine Acid), 2-Hexyldecanoic Acid, 2-Hydroxyhippuric Acid, 3-(4-Hydroxyphenyl)propionic Acid, 3-Methylcrotonic Acid, 3,3-Diphenylpropionic Acid, 3,4-Dihydroxybenzoic Acid (Protocatechuic Acid), 3,7-Dimethyloctanoic Acid, 4-Hydroxybenzenesulfonic Acid, 4-Hydroxybenzoic Acid, 4-Methylhexanoic Acid, 4-Methyloctanoic Acid, 4-Methylvaleric Acid, 5-Norbornene-2-carboxylic Acid, 8-[(2-

hydroxybenzoyl)amino]octanoic acid, Abietic Acid, Acetic Acid, Acetylcysteine, Aconitic Acid, Arachidonic Acid, Behenic Acid, Benzoic Acid, Caffeic Acid, Chenodeoxycholic Acid, Cis-Cinnamic acid, Citric Acid, Citronellic Acid, Crotonic Acid, D-(+)-Galactonic Acid, Decanoic Acid, Deoxy-cholic Acid, Dihydrocaffeic Acid, DL-2-Phenylpropionic (Hydratropic) Acid, DL-Tartaric Acid, DL-Tropic Acid, Eicosanedioic Acid, Eicosapentanoic Acid (EPA), Elaidic Acid, Ellagic Acid, Erucic Acid, Ethylenediaminetetraacetic Acid (EDTA), Formic Acid, Fumaric Acid, Geranic Ac-id, Glutaric Acid, Glycolic Acid, Heptanoic Acid, Hexanoic Acid, Hydrocinnamic Acid (3-Phenylpropionic Acid), Isobutyric Acid, Isovaleric Acid, L-(+)-Tartaric Acid, L-Ascorbic Acid, L-Aspartic Acid, L-Glutamic Acid, L-Glutathione reduced, Lactic Acid, Lauric Acid, Levulinic Acid, Linoleic Acid, Linolenic Acid, Lithocholic Acid, Maleic Acid, Malic Acid, Malonic Acid, Mandelic acid, Mesaconic Acid, Nicotinic Acid, Nonanoic Acid, Octanoic Acid, Oleic Acid, Oxalic Acid, p-Coumaric Acid, p-Toluenesulfonic Acid, Palmitic Acid, Perillic Acid, Phosphoric Acid, Pimelic Acid, Pivalic Acid, Propionic Acid, Pyroglutamic Acid, Pyruvic Acid, Ricinoleic Acid, Salicylic Acid (2-Hydroxybenzoic Acid), Sinapinic Acid (3,5-Dimethoxy-4-Hydroxycinnamic Acid), Sorbic Acid, Stearic acid, Succinic Acid, Syringic Acid, Tiglic Acid, Trans-2-Decenoic Acid, Trans-2-Hexenoic Acid, Trans-2-Octenoic Acid, Trans-3-Octenoic Acid, Trans-7-Octenoic Acid, Trans-Cinnamic Acid, Trans-Ferulic Acid, Undecanoic Acid, Valeric Acid, Vanillic Acid, and α -Ketoglutaric Acid.

[00246] In some embodiments, the one or more ionic liquid independently comprises an anion selected from the group consisting of glycolic acid, tartaric acid, malic acid, hydrocinnamic acid, citric acid, cinnamic acid, mandelic acid, mesaconic acid, ricinoleic acid, linoleic acid, and tiglic acid.

[00247] In some embodiments, the one or more ionic liquid independently comprises an anion selected from the group consisting of cinnamic acid, mandelic acid, citric acid, ricinoleic acid, linoleic acid, and tiglic acid.

[00248] In some embodiments, the one or more ionic liquid independently comprises choline or choline derivative-cinnamic acid, choline or choline derivative-mandelic acid, choline or choline derivative-citric acid, choline or choline derivative-ricinoleic acid, choline or choline derivative-linoleic acid, or choline or choline derivative-tiglic acid.

[00249] In some embodiments, the one or more ionic liquid independently comprises carnitine-cinnamic acid, carnitine-mandelic acid, carnitine-citric acid, carnitine-ricinoleic acid, carnitine-linoleic acid, or carnitine-tiglic acid.

[00250] In some embodiments, the one or more ionic liquid independently comprises acetylcholine-cinnamic acid, acetylcholine-mandelic acid, acetylcholine-citric acid, acetylcholine-

ricinoleic acid, acetylcholine-linoleic acid, or acetylcholine-tiglic acid.

[00251] In some embodiments, the solubility of the therapeutic agent is increased relative to a therapeutic agent in a composition without a ionic liquid.

[00252] In some embodiments, the delivery efficiency of the therapeutic agent in a subject in need thereof is enhanced or improved when administered to the subject, relative to a therapeutic agent in a composition without a ionic liquid.

[00253] In some embodiments, the composition as provided herein further comprises at least one permeation enhancer.

[00254] In some embodiments, the at least one permeation enhancer is selected from the group consisting of salcaprozate sodium (SNAC), sodium caprylate, sodium caprate, a bile salt, ethylenediaminetetraacetic acid (EDTA), ethylene glycol-bis-(2-aminoethylether)-N,N,N',N'-tetraacetic acid (EGTA), and 3-[N,N-Dimethyl(3-palmitoylaminopropyl)-ammonio]-propanesulfonate (PPS), and any combination thereof.

[00255] In some embodiments, the bile salt is selected from the group consisting of sodium deoxycholate, sodium chenodeoxycholate, sodium taurodeoxycholate, and a combination thereof.

[00256] In another aspect, provided herein is a pharmaceutical composition comprising the compound as provided herein or the composition as provided herein, and at least one pharmaceutically acceptable excipient.

[00257] In some embodiments, the pharmaceutical composition as provided herein further comprises at least one permeation enhancer.

[00258] In some embodiments, the at least one permeation enhancer is selected from the group consisting of salcaprozate sodium (SNAC), sodium caprylate, sodium caprate, a bile salt, ethylenediaminetetraacetic acid (EDTA), ethylene glycol-bis-(2-aminoethylether)-N,N,N',N'-tetraacetic acid (EGTA), and 3-[N,N-Dimethyl(3-palmitoylaminopropyl)-ammonio]-propanesulfonate (PPS), and any combination thereof.

[00259] In some embodiments, the bile salt is selected from the group consisting of sodium deoxycholate, sodium chenodeoxycholate, sodium taurodeoxycholate, and a combination thereof.

[00260] In another aspect, provided herein is a method of treating a disease or disorder in a subject in need thereof, comprising administering to the subject a therapeutically effective amount of the compound as provided herein, the composition as provided herein, or the pharmaceutical composition as provided herein, wherein the administering is effective to treat the disease or disorder in the subject.

[00261] In some embodiments, the disease or disorder is a metabolic disease or disorder.

[00262] In some embodiments, the disease or disorder is diabetes mellitus.

- [00263] In some embodiments, the disease or disorder is type 1 diabetes mellitus (T1DM).
- [00264] In some embodiments, the disease or disorder is type 2 diabetes mellitus (T2DM).
- [00265] In some embodiments, the disease or disorder is non-alcoholic steatohepatitis (NASH).
- [00266] In some embodiments, the disease or disorder is obesity or overweight.
- [00267] In some embodiments, the administration activates GIP receptor signaling, GLP-1 receptor signaling, or a combination thereof.
- [00268] In some embodiments, the administration increases or improves glucose-dependent insulin secretion, improves glucose tolerance, or a combination thereof.
- [00269] In some embodiments, the administration increases or improves blood sugar control.
- [00270] In some embodiments, the administration decreases or reduces fasting serum glucose.
- [00271] In some embodiments, the administration decreases or reduces body weight, decreases or reduces food intake, or a combination thereof.
- [00272] In some embodiments, the administration delivers improvement in glycaemic control, body weight, or a combination thereof.
- [00273] In some embodiments, the disease or disorder is an autoimmune or immunological disease or disorder.
- [00274] In some embodiments, the disease or disorder is Crohn's disease, ulcerative colitis, rheumatoid arthritis, ankylosing spondylitis, psoriasis, psoriatic arthritis, Behçet's disease, plaque psoriasis, hidradenitis suppurativa, uveitis, and juvenile idiopathic arthritis, plaque psoriasis, multiple sclerosis, or eosinophilic esophagitis.
- [00275] In another aspect, provided herein is a method of treating obesity, preventing weight gain, or reducing weight in a subject in need thereof, comprising administering to the subject a therapeutically effective amount of the compound as provided herein, the composition as provided herein, or the pharmaceutical composition as provided herein, wherein the administering is effective to treat the disease or disorder in the subject.
- [00276] In some embodiments, the composition, the compound, or the pharmaceutical composition is administered via subcutaneous, intravenous, or oral administration.
- [00277] In some embodiments, the composition, the compound, or the pharmaceutical composition is administered orally.
- [00278] In some embodiments, the composition, the compound, or the pharmaceutical composition is administered as a liquid-filled capsule.
- [00279] In some embodiments, the composition, the compound, or the pharmaceutical composition is administered in multiple doses.
- [00280] In some embodiments, the composition, the compound, or the pharmaceutical

composition is administered in a single dose.

[00281] In some embodiments, the composition, the compound, or the pharmaceutical composition is administered to a mucus membrane.

[00282] In some embodiments, the composition, the compound, or the pharmaceutical composition is administered via subcutaneous, intravenous, or oral administration.

[00283] In some embodiments, the concentration of the compound as provided herein is at least 0.1% weight per volume.

[00284] In some embodiments, the concentration of the compound as provided herein is at least 0.05M.

[00285] In some embodiments, the composition further comprises one or more additional agents.

[00286] In some embodiments, the one or more additional agent is selected from the group consisting of a nucleic acid, a small molecule, and a polypeptide.

[00287] In some embodiments, the one or more additional agent is a nucleic acid.

[00288] In some embodiments, the one or more additional agent is a small molecule.

[00289] In some embodiments, the one or more additional agent is a polypeptide.

[00290] In some embodiments, the one or more additional agent is a polypeptide.

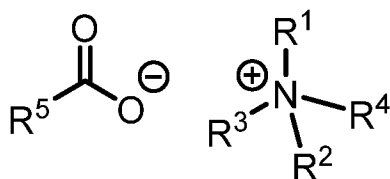
[00291] In some embodiments, the one or more additional agents is a therapeutic that treats a metabolic disease or disorder.

[00292] In some embodiments, the one or more additional agents is a therapeutic that treats diabetes mellitus.

[00293] In some embodiments, the one or more additional agents is a therapeutic that treats type 2 diabetes mellitus (T2DM).

[00294] In some embodiments, the one or more additional agents is a therapeutic that treats obesity or overweight.

[00295] In another aspect, provided herein is a method of increasing the solubility of a therapeutic agent comprising: preparing a composition comprising a compound according to Formula I:



Formula I,

wherein:

R¹, R², and R³ are independently C₁-C₅ alkyl;

R⁴ is C₂-C₅ alkyl, wherein the C₂-C₅ alkyl is unsubstituted or substituted with 1 or more hydroxyl;

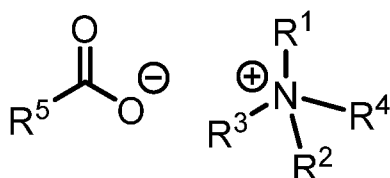
and

R⁵ is the therapeutic agent;

wherein the therapeutic agent is:

- (i) an GLP-1 analog or functional variant thereof or mimetic thereof, Liraglutide, Exenatide, Peptide tyrosine tyrosine (YY), glucagon, gastric inhibitory polypeptide (GIP), or amylin;
- (ii) an amylin or mimetic or analog thereof, or an amylin analog or functional variant thereof or mimetic or analog thereof;
- (iii) wherein the therapeutic agent is an antibody or an antibody fragment thereof;
- (iv) a dual GIP/GLP-1 receptor agonist or functional variant thereof.

[00296] In another aspect, provided herein is a method of enhancing or improving the delivery efficiency of a therapeutic agent in a subject in need thereof comprising preparing a composition comprising a compound according to Formula I:



Formula I,

wherein:

R¹, R², and R³ are independently C₁-C₅ alkyl;

R⁴ is C₂-C₅ alkyl, wherein the C₂-C₅ alkyl is unsubstituted or substituted with 1 or more hydroxyl;

and

R⁵ is the therapeutic agent;

wherein the therapeutic agent is:

- (i) an GLP-1 analog or functional variant thereof or mimetic thereof, Liraglutide, Exenatide, Peptide tyrosine tyrosine (YY), glucagon, gastric inhibitory polypeptide (GIP), or amylin;
- (ii) an amylin or mimetic or analog thereof, or an amylin analog or functional variant thereof or mimetic or analog thereof;
- (iii) wherein the therapeutic agent is an antibody or an antibody fragment thereof;
- (iv) a dual GIP/GLP-1 receptor agonist or functional variant thereof.

[00297] In some embodiments, R¹, R², and R³ are methyl.

[00298] In some embodiments, R¹, R², and R³ are ethyl.

[00299] In some embodiments, R¹, R², and R³ are propyl.

[00300] In some embodiments, R¹ and R² are methyl, and R³ is ethyl.

[00301] In some embodiments, R¹ and R³ are methyl, and R² is ethyl.

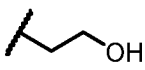
[00302] In some embodiments, R¹ and R² are ethyl, and R³ is methyl.

[00303] In some embodiments, R¹ and R³ are ethyl, and R² is methyl.

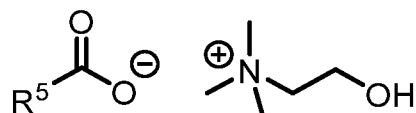
[00304] In some embodiments, R¹ and R² are propyl, and R³ is methyl.

[00305] In some embodiments, R¹ and R³ are propyl, and R² is methyl.

[00306] In some embodiments, R⁴ is C₂-C₅ alkyl substituted with a hydroxyl.

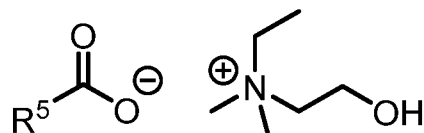
[00307] In some embodiments, R⁴ is .

[00308] In some embodiments, the compound is according to Formula Ia:



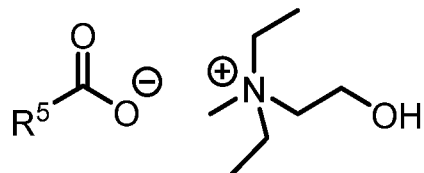
Formula Ia.

[00309] In some embodiments, the compound is according to Formula Ib:



Formula Ib.

[00310] In some embodiments, the compound is according to Formula Ic:

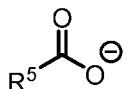
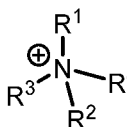


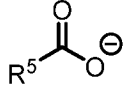
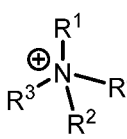
Formula Ic.

[00311] In some embodiments, the therapeutic agent is the GLP-1 analog or functional variant thereof or mimetic thereof, Liraglutide, Exenatide, Peptide tyrosine tyrosine (YY), glucagon, gastric inhibitory polypeptide (GIP), or amylin.

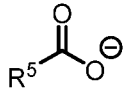
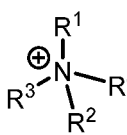
[00312] In some embodiments, the therapeutic agent is an GLP-1 analog or functional variant thereof or mimetic thereof.

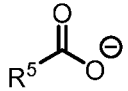
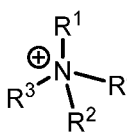
[00313] In some embodiments, the compound comprises the structure as shown in FIG. 16.

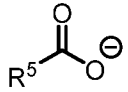
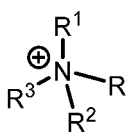
[00314] In some embodiments, the compound comprises a  to  molar ratio of from about 1:1 to about 1:60.

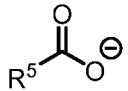
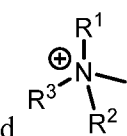
[00315] In some embodiments, the compound comprises a  to  molar ratio of

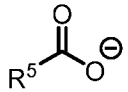
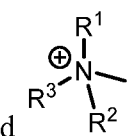
from about 1:1 to about 1:30.

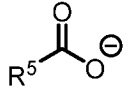
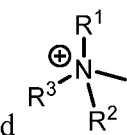
[00316] In some embodiments, the compound comprises a  to  molar ratio of about 1:1.

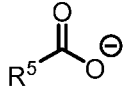
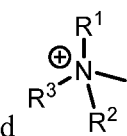
[00317] In some embodiments, the compound comprises a  to  molar ratio of about 1:3.

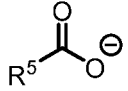
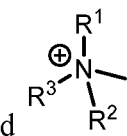
[00318] In some embodiments, the compound comprises a  to  molar ratio of about 1:4.

[00319] In some embodiments, the compound comprises a  and  molar ratio of about 1:7.

[00320] In some embodiments, the compound comprises a  and  molar ratio of about 1:12.

[00321] In some embodiments, the compound comprises a  and  molar ratio of about 1:14.

[00322] In some embodiments, the compound comprises a  and  molar ratio of about 1:28.

[00323] In some embodiments, the compound comprises a  and  molar ratio of about 1:56.

[00324] In some embodiments, the therapeutic agent is an amylin or mimetic or analog thereof, or an amylin analog or functional variant thereof or mimetic or analog thereof.

[00325] In some embodiments, the therapeutic agent is an amylin analog or functional variant thereof or mimetic or analog thereof.

[00326] In some embodiments, the therapeutic agent is an amylin analog or functional variant thereof or mimetic or analog thereof having the sequence of:

[diacid]-[linker]-KCNTATCATQRLANFLVHSSNFGPILPPTNVGSNTY-amide.

[00327] In some embodiments, the therapeutic agent is an amylin analog or functional variant thereof or mimetic or analog thereof having the structure as shown in FIG. 2, FIG. 3, or FIG. 4.

[00328] In some embodiments, the therapeutic agent is an amylin analog or functional variant thereof or mimetic or analog thereof comprising an amino acid substitution of N14E, V17R, Y37P, F15E, L16E, V17E, or any combination thereof.

[00329] In some embodiments, the therapeutic agent is an amylin analog or functional variant thereof or mimetic or analog thereof comprising an amino acid substitution of N14E.

[00330] In some embodiments, the compound comprises a $\text{R}^5\text{C}(=\text{O})\text{O}^-$ to $\text{R}^3\text{N}^+(\text{R}^1)(\text{R}^2)(\text{R}^4)$ molar ratio of from about 1:1 to about 1:30.

[00331] In some embodiments, the compound comprises a $\text{R}^5\text{C}(=\text{O})\text{O}^-$ to $\text{R}^3\text{N}^+(\text{R}^1)(\text{R}^2)(\text{R}^4)$ molar ratio of about 1:1.

[00332] In some embodiments, the compound comprises a $\text{R}^5\text{C}(=\text{O})\text{O}^-$ to $\text{R}^3\text{N}^+(\text{R}^1)(\text{R}^2)(\text{R}^4)$ molar ratio of about 1:3.

[00333] In some embodiments, the compound comprises a $\text{R}^5\text{C}(=\text{O})\text{O}^-$ and $\text{R}^3\text{N}^+(\text{R}^1)(\text{R}^2)(\text{R}^4)$ molar ratio of about 1:7.

[00334] In some embodiments, the compound comprises a $\text{R}^5\text{C}(=\text{O})\text{O}^-$ to $\text{R}^3\text{N}^+(\text{R}^1)(\text{R}^2)(\text{R}^4)$ molar ratio of about 1:12.

[00335] In some embodiments, the compound comprises a $\text{R}^5\text{C}(=\text{O})\text{O}^-$ and $\text{R}^3\text{N}^+(\text{R}^1)(\text{R}^2)(\text{R}^4)$ molar ratio of

about 1:28.

[00336] In some embodiments, the therapeutic agent is an antibody or an antibody fragment thereof.

[00337] In some embodiments, the therapeutic agent is any one selected from the group consisting of infliximab or an antibody fragment thereof, adalimumab or an antibody fragment thereof, ustekinumab or an antibody fragment thereof, golimumab or an antibody fragment thereof, natalizumab or an antibody fragment thereof, vedolizumab or an antibody fragment thereof, and certolizumab pegol or an antibody fragment thereof.

[00338] In some embodiments, the therapeutic agent comprises:

(i) a sequence with at least 75% sequence identity to the sequence of SEQ ID NO: 1 or SEQ ID NO: 24, a sequence with at least 75% sequence identity to the sequence of SEQ ID NO: 2, or a combination thereof;

(ii) a sequence with at least 75% sequence identity to the sequence of SEQ ID NO: 3, SEQ ID NO: 4, or SEQ ID NO: 5, a sequence with at least 75% sequence identity to the sequence of SEQ ID NO: 6 or SEQ ID NO: 7, or any combination thereof;

(iii) a sequence with at least 75% sequence identity to the sequence of SEQ ID NO: 8, a sequence with at least 75% sequence identity to the sequence of SEQ ID NO: 9, or a combination thereof;

(iv) a sequence with at least 75% sequence identity to the sequence of SEQ ID NO: 10, a sequence with at least 75% sequence identity to the sequence of SEQ ID NO: 11, or a combination thereof;

(v) a sequence with at least 75% sequence identity to the sequence of SEQ ID NO: 12 or SEQ ID NO: 13, a sequence with at least 75% sequence identity to the sequence of SEQ ID NO: 14 or SEQ ID NO: 15, or any combination thereof;

(vi) a sequence with at least 75% sequence identity to the sequence of SEQ ID NO: 16, a sequence with at least 75% sequence identity to the sequence of SEQ ID NO: 17, or a combination thereof;

or

(vii) a sequence with at least 75% sequence identity to the sequence of SEQ ID NO: 18, a sequence with at least 75% sequence identity to the sequence of SEQ ID NO: 19, or a combination thereof.

[00339] In some embodiments, the therapeutic agent comprises:

(i) the sequence of SEQ ID NO: 1 or SEQ ID NO: 24, the sequence of SEQ ID NO: 2, or a combination thereof;

(ii) the sequence of SEQ ID NO: 3, SEQ ID NO: 4, or SEQ ID NO: 5, the sequence of SEQ ID NO: 6 or SEQ ID NO: 7, or any combination thereof;

(iii) the sequence of SEQ ID NO: 8, the sequence of SEQ ID NO: 9, or a combination thereof;

(iv) the sequence of SEQ ID NO: 10, the sequence of SEQ ID NO: 11, or a combination thereof;

(v) the sequence of SEQ ID NO: 12 or SEQ ID NO: 13, the sequence of SEQ ID NO: 14 or SEQ ID NO: 15, or any combination thereof;

(vi) the sequence of SEQ ID NO: 16, the sequence of SEQ ID NO: 17, or a combination thereof; or

(vii) the sequence of SEQ ID NO: 18, the sequence of SEQ ID NO: 19, or a combination thereof.

[00340] In some embodiments, the therapeutic agent comprises:

(i) the sequence of SEQ ID NO: 1 or SEQ ID NO: 24, and the sequence of SEQ ID NO: 2;

(ii) the sequence of SEQ ID NO: 3 and the sequence of SEQ ID NO: 6, the sequence of SEQ ID NO: 4 and the sequence of SEQ ID NO: 6, or the sequence of SEQ ID NO: 5 and SEQ ID NO: 7;

(iii) the sequence of SEQ ID NO: 8 and the sequence of SEQ ID NO: 9;

(iv) the sequence of SEQ ID NO: 10 and the sequence of SEQ ID NO: 11;

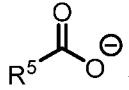
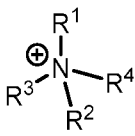
(v) the sequence of SEQ ID NO: 12 and the sequence of SEQ ID NO: 14, or the sequence of SEQ ID NO: 13 and the sequence of SEQ ID NO: 15;

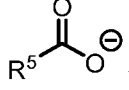
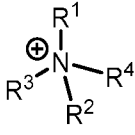
(vi) the sequence of SEQ ID NO: 16 and the sequence of SEQ ID NO: 17; or

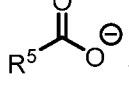
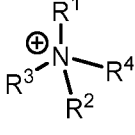
(vii) the sequence of SEQ ID NO: 18 and the sequence of SEQ ID NO: 19.

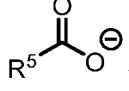
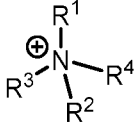
[00341] In some embodiments, the therapeutic agent is infliximab or an antibody fragment thereof.

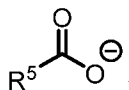
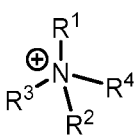
[00342] In some embodiments, the therapeutic agent comprises the sequence of SEQ ID NO: 1 or SEQ ID NO: 24, and the sequence of SEQ ID NO: 2.

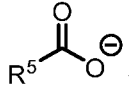
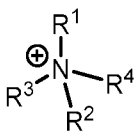
[00343] In some embodiments, the compound comprises a  to  molar ratio of from about 1:1 to about 1:164.

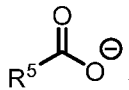
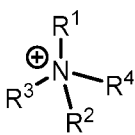
[00344] In some embodiments, the compound comprises a  to  molar ratio of about 1:1.

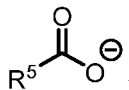
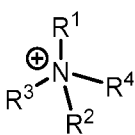
[00345] In some embodiments, the compound comprises a  to  molar ratio of about 1:33.

[00346] In some embodiments, the compound comprises a  to  molar ratio of about 1:41.

[00347] In some embodiments, the compound comprises a  to  molar ratio of about 1:66.

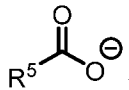
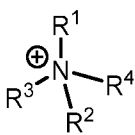
[00348] In some embodiments, the compound comprises a  to  molar ratio of about 1:82.

[00349] In some embodiments, the compound comprises a  to  molar ratio of about 1:132.

[00350] In some embodiments, the compound comprises a  to  molar ratio of about 1:164.

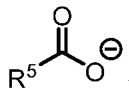
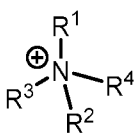
[00351] In some embodiments, the therapeutic agent is adalimumab or an antibody fragment thereof.

[00352] In some embodiments, the therapeutic agent comprises the sequence of SEQ ID NO: 3 and the sequence of SEQ ID NO: 6, the sequence of SEQ ID NO: 4 and the sequence of SEQ ID NO: 6, or the sequence of SEQ ID NO: 5 and SEQ ID NO: 7.

[00353] In some embodiments, the compound comprises a  to  molar ratio of from about 1:1 to about 1:144.

[00354] In some embodiments, the therapeutic agent is ustekinumab or an antibody fragment thereof.

[00355] In some embodiments, the therapeutic agent comprises the sequence of SEQ ID NO: 8 and the sequence of SEQ ID NO: 9.

[00356] In some embodiments, the compound comprises a  to  molar ratio of from about 1:1 to about 1:140.

[00357] In some embodiments, the therapeutic agent is golimumab or an antibody fragment thereof.

[00358] In some embodiments, the therapeutic agent comprises the sequence of SEQ ID NO: 10 and the sequence of SEQ ID NO: 11.

[00359] In some embodiments, the compound comprises a $R^5-C(=O)O^-$ to $R^3-N^+(R^1)(R^2)R^4$ molar ratio of from about 1:1 to about 1:80.

[00360] In some embodiments, the therapeutic agent is natalizumab or an antibody fragment thereof.

[00361] In some embodiments, the therapeutic agent comprises the sequence of SEQ ID NO: 12 and the sequence of SEQ ID NO: 14, or the sequence of SEQ ID NO: 13 and the sequence of SEQ ID NO: 15.

[00362] In some embodiments, the compound comprises a $R^5-C(=O)O^-$ to $R^3-N^+(R^1)(R^2)R^4$ molar ratio of from about 1:1 to about 1:156.

[00363] In some embodiments, the therapeutic agent is vedolizumab or an antibody fragment thereof.

[00364] In some embodiments, the therapeutic agent comprises the sequence of SEQ ID NO: 16 and the sequence of SEQ ID NO: 17.

[00365] In some embodiments, the compound comprises a $R^5-C(=O)O^-$ to $R^3-N^+(R^1)(R^2)R^4$ molar ratio of from about 1:1 to about 1:256.

[00366] In some embodiments, the therapeutic agent is certolizumab pegol or an antibody fragment thereof.

[00367] In some embodiments, the therapeutic agent comprises the sequence of SEQ ID NO: 18 and the sequence of SEQ ID NO: 19.

[00368] In some embodiments, the compound comprises a $R^5-C(=O)O^-$ to $R^3-N^+(R^1)(R^2)R^4$ molar ratio of from about 1:1 to about 1:70.

[00369] In some embodiments, the therapeutic agent is the dual GIP/GLP-1 receptor agonist or functional variant thereof.

[00370] In some embodiments, R^5 comprises a sequence with at least 75% sequence identity to the

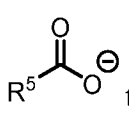
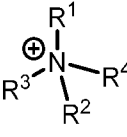
sequence of SEQ ID NO: 25.

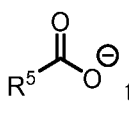
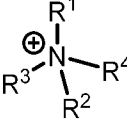
[00371] In some embodiments, R⁵ comprises the sequence of SEQ ID NO: 25.

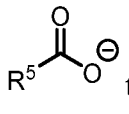
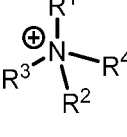
[00372] In some embodiments, R⁵ comprises C20 diacid-γ-Glu-(AEEA)₂ attached to a residue of a sequence with at least 75% sequence identity to the sequence of SEQ ID NO: 25.

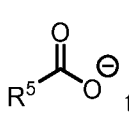
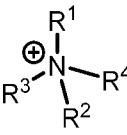
[00373] In some embodiments, R⁵ comprises C20 diacid-γ-Glu-(AEEA)₂ attached to a residue of the sequence of SEQ ID NO: 25.

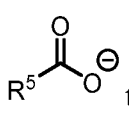
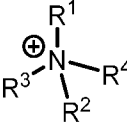
[00374] In some embodiments, R⁵ comprises C20 diacid-γ-Glu-(AEEA)₂ attached to the Lys residue at the position 20 from the N-terminus of the sequence of SEQ ID NO: 25.

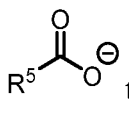
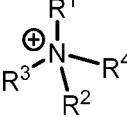
[00375] In some embodiments, the compound comprises a  to  molar ratio of from about 1:1 to about 1:20.

[00376] In some embodiments, the compound comprises a  to  molar ratio of about 1:1.

[00377] In some embodiments, the compound comprises a  to  molar ratio of about 1:2.

[00378] In some embodiments, the compound comprises a  to  molar ratio of about 1:3.

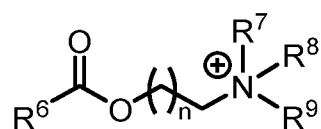
[00379] In some embodiments, the compound comprises a  to  molar ratio of about 1:4.

[00380] In some embodiments, the compound comprises a  to  molar ratio of about 1:5.

[00381] In some embodiments, the compound comprises a $R^5-C(=O)O^-$ to $R^3-N^+(R^1)(R^2)(R^4)$ molar ratio of about 1:10.

[00382] In some embodiments, the compound comprises a $R^5-C(=O)O^-$ to $R^3-N^+(R^1)(R^2)(R^4)$ molar ratio of about 1:20.

[00383] In another aspect, provided herein is a method of increasing the solubility of a therapeutic agent comprising preparing a composition comprising a compound according to Formula II:



Formula II,

wherein:

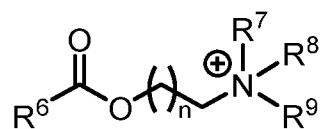
R^6 is the therapeutic agent, wherein the therapeutic agent is:

- (i) an GLP-1 analog or functional variant thereof or mimetic thereof, Liraglutide, Exenatide, Peptide tyrosine tyrosine (YY), glucagon, gastric inhibitory polypeptide (GIP), or amylin;
- (ii) an amylin or mimetic or analog thereof, or an amylin analog or functional variant thereof or mimetic or analog thereof;
- (iii) an antibody or an antibody fragment thereof; or
- (iv) a dual GIP/GLP-1 receptor agonist or functional variant thereof;

R^7 , R^8 , and R^9 are independently unsubstituted or substituted C_1 - C_5 alkyl; and

n is 1, 2, 3, 4, or 5.

[00384] In another aspect, provided herein is a method of enhancing or improving the delivery efficiency a therapeutic agent in a subject in need thereof comprising preparing a composition comprising compound according to Formula II:



Formula II,

wherein:

R^6 is the therapeutic agent, wherein the therapeutic agent is:

- (i) an GLP-1 analog or functional variant thereof or mimetic thereof, Liraglutide, Exenatide, Peptide tyrosine tyrosine (YY), glucagon, gastric inhibitory polypeptide (GIP), or amylin;

(ii) an amylin or mimetic or analog thereof, or an amylin analog or functional variant thereof or mimetic or analog thereof;

(iii) an antibody or an antibody fragment thereof; or

(iv) a dual GIP/GLP-1 receptor agonist or functional variant thereof;

R^7 , R^8 , and R^9 are independently unsubstituted or substituted C_1 - C_5 alkyl; and

n is 1, 2, 3, 4, or 5, and

administering the composition to the subject.

[00385] In some embodiments, R^7 , R^8 , and R^9 are methyl.

[00386] In some embodiments, R^7 , R^8 , and R^9 are ethyl.

[00387] In some embodiments, R^7 , R^8 , and R^9 are propyl.

[00388] In some embodiments, R^7 and R^8 are methyl, and R^9 is ethyl.

[00389] In some embodiments, R^7 and R^9 are methyl, and R^8 is ethyl.

[00390] In some embodiments, R^7 and R^8 are ethyl, and R^9 is methyl.

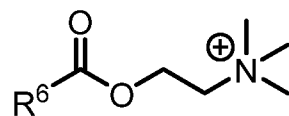
[00391] In some embodiments, R^7 and R^9 are ethyl, and R^8 is methyl.

[00392] In some embodiments, R^7 and R^8 are propyl, and R^9 is methyl.

[00393] In some embodiments, R^7 and R^9 are propyl, and R^8 is methyl.

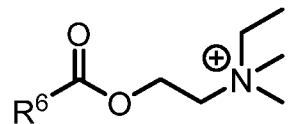
[00394] In some embodiments, n is 1.

[00395] In some embodiments, the compound is according to Formula IIa:



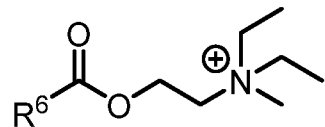
Formula IIa.

[00396] In some embodiments, the compound is according to Formula IIb:



Formula IIb.

[00397] In some embodiments, the compound is according to Formula IIc:



Formula IIc.

[00398] In some embodiments, the therapeutic agent is the GLP-1 analog or functional variant thereof or mimetic thereof, Liraglutide, Exenatide, Peptide tyrosine tyrosine (YY), glucagon, gastric inhibitory polypeptide (GIP), or amylin.

[00399] In some embodiments, the therapeutic agent is the GLP-1 analog or functional variant thereof or mimetic thereof.

[00400] In some embodiments, the compound comprises the structure as shown in FIG. 17B.

[00401] In some embodiments, the therapeutic agent is an amylin or mimetic or analog thereof, or an amylin analog or functional variant thereof or mimetic or analog thereof.

[00402] In some embodiments, the therapeutic agent is an amylin analog or functional variant thereof or mimetic or analog thereof.

[00403] In some embodiments, the therapeutic agent is an amylin analog or functional variant thereof or mimetic or analog thereof having the sequence of:

[diacid]-[linker]-KCNTATCATQRLANFLVHSSNFGPILPPTNVGSNTY-amide.

[00404] In some embodiments, the therapeutic agent is an amylin analog or functional variant thereof or mimetic or analog thereof having the structure as shown in FIG. 2, FIG. 3, or FIG. 4.

[00405] In some embodiments, the therapeutic agent is an amylin analog or functional variant thereof or mimetic or analog thereof comprising an amino acid substitution of N14E, V17R, Y37P, F15E, L16E, V17E, or any combination thereof.

[00406] In some embodiments, the therapeutic agent is an amylin analog or functional variant thereof or mimetic or analog thereof comprising an amino acid substitution of N14E.

[00407] In some embodiments, the therapeutic agent is an antibody or an antibody fragment thereof.

[00408] In some embodiments, the therapeutic agent is any one selected from the group consisting of infliximab or an antibody fragment thereof, adalimumab or an antibody fragment thereof, ustekinumab or an antibody fragment thereof, golimumab or an antibody fragment thereof, natalizumab or an antibody fragment thereof, vedolizumab or an antibody fragment thereof, and certolizumab pegol or an antibody fragment thereof.

[00409] In some embodiments, the therapeutic agent comprises:

(i) a sequence with at least 75% sequence identity to the sequence of SEQ ID NO: 1 or SEQ ID NO: 24, a sequence with at least 75% sequence identity to the sequence of SEQ ID NO: 2, or a combination thereof;

(ii) a sequence with at least 75% sequence identity to the sequence of SEQ ID NO: 3, SEQ ID NO: 4, or SEQ ID NO: 5, a sequence with at least 75% sequence identity to the sequence of SEQ ID NO: 6 or SEQ ID NO: 7, or any combination thereof;

(iii) a sequence with at least 75% sequence identity to the sequence of SEQ ID NO: 8, a sequence with at least 75% sequence identity to the sequence of SEQ ID NO: 9, or a combination thereof;

(iv) a sequence with at least 75% sequence identity to the sequence of SEQ ID NO: 10, a sequence

with at least 75% sequence identity to the sequence of SEQ ID NO: 11, or a combination thereof;
(v) a sequence with at least 75% sequence identity to the sequence of SEQ ID NO: 12 or SEQ ID NO: 13, a sequence with at least 75% sequence identity to the sequence of SEQ ID NO: 14 or SEQ ID NO: 15, or any combination thereof;

(vi) a sequence with at least 75% sequence identity to the sequence of SEQ ID NO: 16, a sequence with at least 75% sequence identity to the sequence of SEQ ID NO: 17, or a combination thereof;

or

(vii) a sequence with at least 75% sequence identity to the sequence of SEQ ID NO: 18, a sequence with at least 75% sequence identity to the sequence of SEQ ID NO: 19, or a combination thereof.

[00410] In some embodiments, the therapeutic agent comprises:

(i) the sequence of SEQ ID NO: 1 or SEQ ID NO: 24, the sequence of SEQ ID NO: 2, or a combination thereof;

(ii) the sequence of SEQ ID NO: 3, SEQ ID NO: 4, or SEQ ID NO: 5, the sequence of SEQ ID NO: 6 or SEQ ID NO: 7, or any combination thereof;

(iii) the sequence of SEQ ID NO: 8, the sequence of SEQ ID NO: 9, or a combination thereof;

(iv) the sequence of SEQ ID NO: 10, the sequence of SEQ ID NO: 11, or a combination thereof;

(v) the sequence of SEQ ID NO: 12 or SEQ ID NO: 13, the sequence of SEQ ID NO: 14 or SEQ ID NO: 15, or any combination thereof;

(vi) the sequence of SEQ ID NO: 16, the sequence of SEQ ID NO: 17, or a combination thereof; or

(vii) the sequence of SEQ ID NO: 18, the sequence of SEQ ID NO: 19, or a combination thereof.

[00411] In some embodiments, the therapeutic agent comprises:

(i) the sequence of SEQ ID NO: 1 or SEQ ID NO: 24, and the sequence of SEQ ID NO: 2;

(ii) the sequence of SEQ ID NO: 3 and the sequence of SEQ ID NO: 6, the sequence of SEQ ID NO: 4 and the sequence of SEQ ID NO: 6, or the sequence of SEQ ID NO: 5 and SEQ ID NO: 7;

(iii) the sequence of SEQ ID NO: 8 and the sequence of SEQ ID NO: 9;

(iv) the sequence of SEQ ID NO: 10 and the sequence of SEQ ID NO: 11;

(v) the sequence of SEQ ID NO: 12 and the sequence of SEQ ID NO: 14, or the sequence of SEQ ID NO: 13 and the sequence of SEQ ID NO: 15;

(vi) the sequence of SEQ ID NO: 16 and the sequence of SEQ ID NO: 17; or

(vii) the sequence of SEQ ID NO: 18 and the sequence of SEQ ID NO: 19.

[00412] In some embodiments, the therapeutic agent is infliximab or an antibody fragment thereof.

[00413] In some embodiments, the therapeutic agent comprises the sequence of SEQ ID NO: 1 or SEQ ID NO: 24, and the sequence of SEQ ID NO: 2.

[00414] In some embodiments, the therapeutic agent is adalimumab or an antibody fragment

thereof.

[00415] In some embodiments, the therapeutic agent comprises the sequence of SEQ ID NO: 3 and the sequence of SEQ ID NO: 6, the sequence of SEQ ID NO: 4 and the sequence of SEQ ID NO: 6, or the sequence of SEQ ID NO: 5 and SEQ ID NO: 7.

[00416] In some embodiments, the therapeutic agent is ustekinumab or an antibody fragment thereof.

[00417] In some embodiments, the therapeutic agent comprises the sequence of SEQ ID NO: 8 and the sequence of SEQ ID NO: 9.

[00418] In some embodiments, the therapeutic agent is golimumab or an antibody fragment thereof.

[00419] In some embodiments, the therapeutic agent comprises the sequence of SEQ ID NO: 10 and the sequence of SEQ ID NO: 11.

[00420] In some embodiments, the therapeutic agent is natalizumab or an antibody fragment thereof.

[00421] In some embodiments, the therapeutic agent comprises the sequence of SEQ ID NO: 12 and the sequence of SEQ ID NO: 14, or the sequence of SEQ ID NO: 13 and the sequence of SEQ ID NO: 15.

[00422] In some embodiments, the therapeutic agent is vedolizumab or an antibody fragment thereof.

[00423] In some embodiments, the therapeutic agent comprises the sequence of SEQ ID NO: 16 and the sequence of SEQ ID NO: 17.

[00424] In some embodiments, the therapeutic agent is certolizumab pegol or an antibody fragment thereof.

[00425] In some embodiments, the therapeutic agent comprises the sequence of SEQ ID NO: 18 and the sequence of SEQ ID NO: 19.

[00426] In some embodiments, the therapeutic agent the GLP-1 analog or functional variant thereof or mimetic thereof, Liraglutide.

[00427] In some embodiments, R⁶ comprises a sequence with at least 75% sequence identity to the sequence of SEQ ID NO: 25.

[00428] In some embodiments, R⁶ comprises the sequence of SEQ ID NO: 25.

[00429] In some embodiments, R⁶ comprises C20 diacid- γ -Glu-(AEEA)₂ attached to a residue of a sequence with at least 75% sequence identity to the sequence of SEQ ID NO: 25.

[00430] In some embodiments, R⁶ comprises C20 diacid- γ -Glu-(AEEA)₂ attached to a residue of the sequence of SEQ ID NO: 25.

[00431] In some embodiments, R⁶ comprises C20 diacid- γ -Glu-(AEEA)₂ attached to the Lys residue at the position 20 from the N-terminus of the sequence of SEQ ID NO: 25.

[00432] In some embodiments, the composition further comprises one or more ionic liquid.

[00433] In some embodiments, the one or more ionic liquid independently comprises a cation selected from the group consisting of aminoguanidine, choline or choline derivative, carnitine, acetylcholine, ammonium, tetramethyl ammonium, tetraethyl ammonium, tetrabutyl ammonium, and guanidine derivatives.

[00434] In some embodiments, the one or more ionic liquid independently comprises choline or choline derivative, carnitine, or acetylcholine.

[00435] In some embodiments, the one or more ionic liquid independently comprises an anion selected from the group consisting of (R)- α -Lipoic Acid, 12-Hydroxystearic Acid, 2-(4-Isobutylphenyl)propionic Acid, 2-(4,4-Dimethyl-2-pentanyl)-5,7,7-trimethyloctanoic Acid, 2-Aminoethanesulfonic Acid (Taurine Acid), 2-Hexyldecanoic Acid, 2-Hydroxyhippuric Acid, 3-(4-Hydroxyphenyl)propionic Acid, 3-Methylcrotonic Acid, 3,3-Diphenylpropionic Acid, 3,4-Dihydroxybenzoic Acid (Protocatechuic Acid), 3,7-Dimethyloctanoic Acid, 4-Hydroxybenzenesulfonic Acid, 4-Hydroxybenzoic Acid, 4-Methylhexanoic Acid, 4-Methyloctanoic Acid, 4-Methylvaleric Acid, 5-Norbornene-2-carboxylic Acid, 8-[(2-hydroxybenzoyl)amino]octanoic acid, Abietic Acid, Acetic Acid, Acetylcysteine, Aconitic Acid, Arachidonic Acid, Behenic Acid, Benzoic Acid, Caffeic Acid, Chenodeoxycholic Acid, Cis-Cinnamic acid, Citric Acid, Citronellic Acid, Crotonic Acid, D-(+)-Galactonic Acid, Decanoic Acid, Deoxy-cholic Acid, Dihydrocaffeic Acid, DL-2-Phenylpropionic (Hydratropic) Acid, DL-Tartaric Acid, DL-Tropic Acid, Eicosanedioic Acid, Eicosapentanoic Acid (EPA), Elaidic Acid, Ellagic Acid, Erucic Acid, Ethylenediaminetetraacetic Acid (EDTA), Formic Acid, Fumaric Acid, Geranic Ac-id, Glutaric Acid, Glycolic Acid, Heptanoic Acid, Hexanoic Acid, Hydrocinnamic Acid (3-Phenylpropionic Acid), Isobutyric Acid, Isovaleric Acid, L-(+)-Tartaric Acid, L-Ascorbic Acid, L-Aspartic Acid, L-Glutamic Acid, L-Glutathione reduced, Lactic Acid, Lauric Acid, Levulinic Acid, Linoleic Acid, Linolenic Acid, Lithocholic Acid, Maleic Acid, Malic Acid, Malonic Acid, Mandelic acid, Mesaconic Acid, Nicotinic Acid, Nonanoic Acid, Octanoic Acid, Oleic Acid, Oxalic Acid, p-Coumaric Acid, p-Toluenesulfonic Acid, Palmitic Acid, Perillic Acid, Phosphoric Acid, Pimelic Acid, Pivalic Acid, Propionic Acid, Pyroglutamic Acid, Pyruvic Acid, Ricinoleic Acid, Salicylic Acid (2-Hydroxybenzoic Acid), Sinapinic Acid (3,5-Dimethoxy-4-Hydroxycinnamic Acid), Sorbic Acid, Stearic acid, Succinic Acid, Syringic Acid, Tiglic Acid, Trans-2-Decenoic Acid, Trans-2-Hexenoic Acid, Trans-2-Octenoic Acid, Trans-3-Octenoic Acid, Trans-7-Octenoic Acid, Trans-Cinnamic Acid, Trans-Ferulic Acid, Undecanoic Acid, Valeric Acid,

Vanillic Acid, and α -Ketoglutaric Acid.

[00436] In some embodiments, the one or more ionic liquid independently comprises an anion selected from the group consisting of glycolic acid, tartaric acid, malic acid, hydrocinnamic acid, citric acid, cinnamic acid, mandelic acid, mesaconic acid, ricinoleic acid, linoleic acid, and tiglic acid.

[00437] In some embodiments, the one or more ionic liquid independently comprises an anion selected from the group consisting of cinnamic acid, mandelic acid, citric acid, ricinoleic acid, linoleic acid, and tiglic acid.

[00438] In some embodiments, the one or more ionic liquid independently comprises choline or choline derivative-cinnamic acid, choline or choline derivative-mandelic acid, choline or choline derivative-citric acid, choline or choline derivative-ricinoleic acid, choline or choline derivative-linoleic acid, or choline or choline derivative-tiglic acid.

[00439] In some embodiments, the one or more ionic liquid independently comprises carnitine-cinnamic acid, carnitine-mandelic acid, carnitine-citric acid, carnitine-ricinoleic acid, carnitine-linoleic acid, or carnitine-tiglic acid.

[00440] In some embodiments, the one or more ionic liquid independently comprises acetylcholine-cinnamic acid, acetylcholine-mandelic acid, acetylcholine-citric acid, acetylcholine-ricinoleic acid, acetylcholine-linoleic acid, or acetylcholine-tiglic acid.

[00441] In another aspect, provided herein is a method of increasing the solubility of a therapeutic agent comprising preparing a composition comprising the therapeutic agent and one or more ionic liquid,

wherein the therapeutic agent is:

- (i) an GLP-1 analog or functional variant thereof or mimetic thereof, Liraglutide, Exenatide, Peptide tyrosine tyrosine (YY), glucagon, gastric inhibitory polypeptide (GIP), or amylin;
- (ii) an amylin or mimetic or analog thereof, or an amylin analog or functional variant thereof or mimetic or analog thereof;
- (iii) an antibody or an antibody fragment thereof; or
- (iv) a dual GIP/GLP-1 receptor agonist or functional variant thereof.

[00442] In another aspect, provided herein is a method of enhancing or improving the delivery efficiency of a therapeutic agent in a subject in need thereof comprising preparing a composition comprising the therapeutic agent and one or more ionic liquid, and administering the composition to the subject,

wherein the therapeutic agent is:

- (i) an GLP-1 analog or functional variant thereof or mimetic thereof, Liraglutide, Exenatide, Peptide

tyrosine tyrosine (YY), glucagon, gastric inhibitory polypeptide (GIP), or amylin;

(ii) an amylin or mimetic or analog thereof, or an amylin analog or functional variant thereof or mimetic or analog thereof;

(iii) an antibody or an antibody fragment thereof; or

(iv) a dual GIP/GLP-1 receptor agonist or functional variant thereof.

[00443] In some embodiments, the one or more ionic liquid independently comprises a cation selected from the group consisting of aminoguanidine, choline or choline derivative, carnitine, acetylcholine, ammonium, tetramethyl ammonium, tetraethyl ammonium, tetrabutyl ammonium, and guanidine derivatives.

[00444] In some embodiments, the one or more ionic liquid independently comprises choline or choline derivative, carnitine, or acetylcholine.

[00445] In some embodiments, the one or more ionic liquid independently comprises an anion selected from the group consisting of (R)- α -Lipoic Acid, 12-Hydroxystearic Acid, 2-(4-Isobutylphenyl)propionic Acid, 2-(4,4-Dimethyl-2-pentanyl)-5,7,7-trimethyloctanoic Acid, 2-Aminoethanesulfonic Acid (Taurine Acid), 2-Hexyldecanoic Acid, 2-Hydroxyhippuric Acid, 3-(4-Hydroxyphenyl)propionic Acid, 3-Methylcrotonic Acid, 3,3-Diphenylpropionic Acid, 3,4-Dihydrobenzoic Acid (Protocatechuic Acid), 3,7-Dimethyloctanoic Acid, 4-Hydroxybenzenesulfonic Acid, 4-Hydroxybenzoic Acid, 4-Methylhexanoic Acid, 4-Methyloctanoic Acid, 4-Methylvaleric Acid, 5-Norbornene-2-carboxylic Acid, 8-[(2-hydroxybenzoyl)amino]octanoic acid, Abietic Acid, Acetic Acid, Acetylcysteine, Aconitic Acid, Arachidonic Acid, Behenic Acid, Benzoic Acid, Caffeic Acid, Chenodeoxycholic Acid, Cis-Cinnamic acid, Citric Acid, Citronellic Acid, Crotonic Acid, D-(+)-Galactonic Acid, Decanoic Acid, Deoxy-cholic Acid, Dihydrocaffeic Acid, DL-2-Phenylpropionic (Hydratropic) Acid, DL-Tartaric Acid, DL-Tropic Acid, Eicosanedioic Acid, Eicosapentanoic Acid (EPA), Elaidic Acid, Ellagic Acid, Erucic Acid, Ethylenediaminetetraacetic Acid (EDTA), Formic Acid, Fumaric Acid, Geranic Acid, Glutaric Acid, Glycolic Acid, Heptanoic Acid, Hexanoic Acid, Hydrocinnamic Acid (3-Phenylpropionic Acid), Isobutyric Acid, Isovaleric Acid, L-(+)-Tartaric Acid, L-Ascorbic Acid, L-Aspartic Acid, L-Glutamic Acid, L-Glutathione reduced, Lactic Acid, Lauric Acid, Levulinic Acid, Linoleic Acid, Linolenic Acid, Lithocholic Acid, Maleic Acid, Malic Acid, Malonic Acid, Mandelic acid, Mesaconic Acid, Nicotinic Acid, Nonanoic Acid, Octanoic Acid, Oleic Acid, Oxalic Acid, p-Coumaric Acid, p-Toluenesulfonic Acid, Palmitic Acid, Perillic Acid, Phosphoric Acid, Pimelic Acid, Pivalic Acid, Propionic Acid, Pyroglutamic Acid, Pyruvic Acid, Ricinoleic Acid, Salicylic Acid (2-Hydroxybenzoic Acid), Sinapinic Acid (3,5-Dimethoxy-4-Hydroxycinnamic Acid), Sorbic Acid, Stearic acid, Succinic Acid, Syringic Acid, Tiglic Acid,

Trans-2-Decenoic Acid, Trans-2-Hexenoic Acid, Trans-2-Octenoic Acid, Trans-3-Octenoic Acid, Trans-7-Octenoic Acid, Trans-Cinnamic Acid, Trans-Ferulic Acid, Undecanoic Acid, Valeric Acid, Vanillic Acid, and α -Ketoglutaric Acid.

[00446] In some embodiments, the one or more ionic liquid independently comprises an anion selected from the group consisting of glycolic acid, tartaric acid, malic acid, hydrocinnamic acid, citric acid, cinnamic acid, mandelic acid, mesaconic acid, ricinoleic acid, linoleic acid, and tiglic acid.

[00447] In some embodiments, the one or more ionic liquid independently comprises an anion selected from the group consisting of cinnamic acid, mandelic acid, citric acid, ricinoleic acid, linoleic acid, and tiglic acid.


[00448] In some embodiments, the one or more ionic liquid independently comprises choline or choline derivative-cinnamic acid, choline or choline derivative-mandelic acid, choline or choline derivative-citric acid, choline or choline derivative-ricinoleic acid, choline or choline derivative-linoleic acid, or choline or choline derivative-tiglic acid.

[00449] In some embodiments, the one or more ionic liquid independently comprises carnitine-cinnamic acid, carnitine-mandelic acid, carnitine-citric acid, carnitine-ricinoleic acid, carnitine-linoleic acid, or carnitine-tiglic acid.

[00450] In some embodiments, the one or more ionic liquid independently comprises acetylcholine-cinnamic acid, acetylcholine-mandelic acid, acetylcholine-citric acid, acetylcholine-ricinoleic acid, acetylcholine-linoleic acid, or acetylcholine-tiglic acid.

[00451] In another aspect, provided herein is a method of enhancing the hydrophobicity of a therapeutic agent, comprising linking R^{12} to a therapeutic agent, wherein R^{12} is substituted or unsubstituted C_5 - C_{10} ; and wherein the therapeutic agent is:

- (i) an GLP-1 analog or functional variant thereof or mimetic thereof, Liraglutide, Exenatide, Peptide tyrosine tyrosine (YY), glucagon, gastric inhibitory polypeptide (GIP), or amylin;
- (ii) an amylin or mimetic or analog thereof, or an amylin analog or functional variant thereof or mimetic or analog thereof;
- (iii) an antibody or an antibody fragment thereof; or
- (iv) a dual GIP/GLP-1 receptor agonist or functional variant thereof.

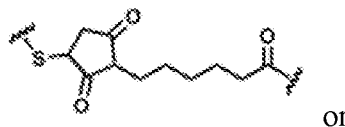
[00452] In some embodiments, R^{12} is linked to , -S-, or -NH- of the therapeutic agent.

[00453] In some embodiments, R^{12} is linked to the therapeutic agent via a covalent bond or a linker.

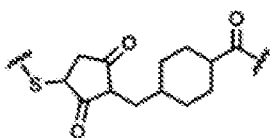
[00454] In some embodiments, the linker is a non-cleavable linker.

[00455] In some embodiments, the linker comprises a maleimide alkane linker or a maleimide cyclohexane linker.

[00456] In some embodiments, the linker comprises



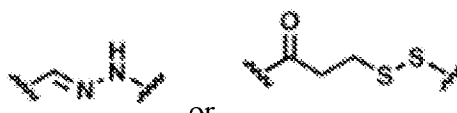
or



[00457] In some embodiments, the linker is a chemically cleavable linker.

[00458] In some embodiments, the linker comprises a hydrazone linker or a disulfide linker.

[00459] In some embodiments, the linker comprises



or

[00460] In some embodiments, R¹² is substituted or unsubstituted C₁₀.

[00461] In some embodiments, the therapeutic agent is the GLP-1 analog or functional variant thereof or mimetic thereof, Liraglutide, Exenatide, Peptide tyrosine tyrosine (YY), glucagon, gastric inhibitory polypeptide (GIP), or amylin.

[00462] In some embodiments, the therapeutic agent is the GLP-1 analog or functional variant thereof or mimetic thereof.

[00463] In some embodiments, the therapeutic agent is an amylin or mimetic or analog thereof, or an amylin analog or functional variant thereof or mimetic or analog thereof.

[00464] In some embodiments, the therapeutic agent is an amylin analog or functional variant thereof or mimetic or analog thereof.

[00465] In some embodiments, the therapeutic agent is an amylin analog or functional variant thereof or mimetic or analog thereof having the sequence of:

[diacid]-[linker]-KCNTATCATQRLANFLVHSSNFGPILPPTNVGSNTY-amide.

[00466] In some embodiments, the therapeutic agent is an amylin analog or functional variant thereof or mimetic or analog thereof having the structure as shown in FIG. 2, FIG. 3, or FIG. 4.

[00467] In some embodiments, the therapeutic agent is an amylin analog or functional variant thereof or mimetic or analog thereof comprising an amino acid substitution of N14E, V17R, Y37P, F15E, L16E, V17E, or any combination thereof.

[00468] In some embodiments, the therapeutic agent is an amylin analog or functional variant thereof or mimetic or analog thereof comprising an amino acid substitution of N14E.

[00469] In some embodiments, the therapeutic agent is an antibody or an antibody fragment thereof.

[00470] In some embodiments, the therapeutic agent is any one selected from the group consisting of infliximab or an antibody fragment thereof, adalimumab or an antibody fragment thereof, ustekinumab or an antibody fragment thereof, golimumab or an antibody fragment thereof, natalizumab or an antibody fragment thereof, vedolizumab or an antibody fragment thereof, and certolizumab pegol or an antibody fragment thereof.

[00471] In some embodiments, the therapeutic agent comprises:

(i) a sequence with at least 75% sequence identity to the sequence of SEQ ID NO: 1 or SEQ ID NO: 24, a sequence with at least 75% sequence identity to the sequence of SEQ ID NO: 2, or a combination thereof;

(ii) a sequence with at least 75% sequence identity to the sequence of SEQ ID NO: 3, SEQ ID NO: 4, or SEQ ID NO: 5, a sequence with at least 75% sequence identity to the sequence of SEQ ID NO: 6 or SEQ ID NO: 7, or any combination thereof;

(iii) a sequence with at least 75% sequence identity to the sequence of SEQ ID NO: 8, a sequence with at least 75% sequence identity to the sequence of SEQ ID NO: 9, or a combination thereof;

(iv) a sequence with at least 75% sequence identity to the sequence of SEQ ID NO: 10, a sequence with at least 75% sequence identity to the sequence of SEQ ID NO: 11, or a combination thereof;

(v) a sequence with at least 75% sequence identity to the sequence of SEQ ID NO: 12 or SEQ ID NO: 13, a sequence with at least 75% sequence identity to the sequence of SEQ ID NO: 14 or SEQ ID NO: 15, or any combination thereof;

(vi) a sequence with at least 75% sequence identity to the sequence of SEQ ID NO: 16, a sequence with at least 75% sequence identity to the sequence of SEQ ID NO: 17, or a combination thereof;

or

(vii) a sequence with at least 75% sequence identity to the sequence of SEQ ID NO: 18, a sequence with at least 75% sequence identity to the sequence of SEQ ID NO: 19, or a combination thereof.

[00472] In some embodiments, the therapeutic agent comprises:

(i) the sequence of SEQ ID NO: 1 or SEQ ID NO: 24, the sequence of SEQ ID NO: 2, or a combination thereof;

(ii) the sequence of SEQ ID NO: 3, SEQ ID NO: 4, or SEQ ID NO: 5, the sequence of SEQ ID NO: 6 or SEQ ID NO: 7, or any combination thereof;

(iii) the sequence of SEQ ID NO: 8, the sequence of SEQ ID NO: 9, or a combination thereof;

(iv) the sequence of SEQ ID NO: 10, the sequence of SEQ ID NO: 11, or a combination thereof;

(v) the sequence of SEQ ID NO: 12 or SEQ ID NO: 13, the sequence of SEQ ID NO: 14 or SEQ ID NO: 15, or any combination thereof.

NO: 15, or any combination thereof;

(vi) the sequence of SEQ ID NO: 16, the sequence of SEQ ID NO: 17, or a combination thereof; or

(vii) the sequence of SEQ ID NO: 18, the sequence of SEQ ID NO: 19, or a combination thereof.

[00473] In some embodiments, the therapeutic agent comprises:

(i) the sequence of SEQ ID NO: 1 or SEQ ID NO: 24, and the sequence of SEQ ID NO: 2;

(ii) the sequence of SEQ ID NO: 3 and the sequence of SEQ ID NO: 6, the sequence of SEQ ID NO: 4 and the sequence of SEQ ID NO: 6, or the sequence of SEQ ID NO: 5 and SEQ ID NO: 7;

(iii) the sequence of SEQ ID NO: 8 and the sequence of SEQ ID NO: 9;

(iv) the sequence of SEQ ID NO: 10 and the sequence of SEQ ID NO: 11;

(v) the sequence of SEQ ID NO: 12 and the sequence of SEQ ID NO: 14, or the sequence of SEQ ID NO: 13 and the sequence of SEQ ID NO: 15;

(vi) the sequence of SEQ ID NO: 16 and the sequence of SEQ ID NO: 17; or

(vii) the sequence of SEQ ID NO: 18 and the sequence of SEQ ID NO: 19.

[00474] In some embodiments, the therapeutic agent is infliximab or an antibody fragment thereof.

[00475] In some embodiments, the therapeutic agent comprises the sequence of SEQ ID NO: 1 or SEQ ID NO: 24, and the sequence of SEQ ID NO: 2.

[00476] In some embodiments, the therapeutic agent is adalimumab or an antibody fragment thereof.

[00477] In some embodiments, the therapeutic agent comprises the sequence of SEQ ID NO: 3 and the sequence of SEQ ID NO: 6, the sequence of SEQ ID NO: 4 and the sequence of SEQ ID NO: 6, or the sequence of SEQ ID NO: 5 and SEQ ID NO: 7.

[00478] In some embodiments, the therapeutic agent is ustekinumab or an antibody fragment thereof.

[00479] In some embodiments, the therapeutic agent comprises the sequence of SEQ ID NO: 8 and the sequence of SEQ ID NO: 9.

[00480] In some embodiments, the therapeutic agent is golimumab or an antibody fragment thereof.

[00481] In some embodiments, the therapeutic agent comprises the sequence of SEQ ID NO: 10 and the sequence of SEQ ID NO: 11.

[00482] In some embodiments, the therapeutic agent is natalizumab or an antibody fragment thereof.

[00483] In some embodiments, the therapeutic agent comprises the sequence of SEQ ID NO: 12 and the sequence of SEQ ID NO: 14, or the sequence of SEQ ID NO: 13 and the sequence of SEQ ID NO: 15.

- [00484] In some embodiments, the therapeutic agent is vedolizumab or an antibody fragment thereof.
- [00485] In some embodiments, the therapeutic agent comprises the sequence of SEQ ID NO: 16 and the sequence of SEQ ID NO: 17.
- [00486] In some embodiments, the therapeutic agent is certolizumab pegol or an antibody fragment thereof.
- [00487] In some embodiments, the therapeutic agent comprises the sequence of SEQ ID NO: 18 and the sequence of SEQ ID NO: 19.
- [00488] In some embodiments, the therapeutic agent is the dual GIP/GLP-1 receptor agonist or functional variant thereof.
- [00489] In some embodiments, the therapeutic agent comprises a sequence with at least 75% sequence identity to the sequence of SEQ ID NO: 25.
- [00490] In some embodiments, the therapeutic agent comprises the sequence of SEQ ID NO: 25.
- [00491] In some embodiments, the therapeutic agent comprises C20 diacid- γ -Glu-(AEEA)₂ attached to a residue of a sequence with at least 75% sequence identity to the sequence of SEQ ID NO: 25.
- [00492] In some embodiments, the therapeutic agent comprises C20 diacid- γ -Glu-(AEEA)₂ attached to a residue of the sequence of SEQ ID NO: 25.
- [00493] In some embodiments, the therapeutic agent comprises C20 diacid- γ -Glu-(AEEA)₂ attached to the Lys residue at the position 20 from the N-terminus of the sequence of SEQ ID NO: 25.
- [00494] In some embodiments, the therapeutic agent is linked to one or more fatty acids or carboxylic acid-containing molecules.
- [00495] In some embodiments, the therapeutic agent is linked to the one or more fatty acids or carboxylic acid-containing molecules via a dual conjugation.
- [00496] In some embodiments, the one or more fatty acids or carboxylic acid-containing molecules comprise cinnamic acid.
- [00497] In some embodiments, the one or more fatty acids or carboxylic acid-containing molecules are non-covalently associated with a free amine of the therapeutic agent.
- [00498] In some embodiments, the one or more fatty acids or carboxylic acid-containing molecules are non-covalently associated with the N-terminal amine in the peptide backbone of the therapeutic agent.
- [00499] In some embodiments, the one or more fatty acids or carboxylic acid-containing molecules are non-covalently associated with the amine group of a Gln residue, the amine group of

an Asn residue, the amine group of an Arg residue, the amine group of a Lys residue, the amine group of a His residue, or a combination thereof of the therapeutic agent.

[00500] In some embodiments, the one or more fatty acids or carboxylic acid-containing molecules are covalently conjugated to a free amine of the therapeutic agent.

[00501] In some embodiments, the one or more fatty acids or carboxylic acid-containing molecules are covalently conjugated to the N-terminal amine in the peptide backbone of the therapeutic agent.

[00502] In some embodiments, the one or more fatty acids or carboxylic acid-containing molecules are covalently conjugated to the amine group of a Gln residue, the amine group of an Asn residue, the amine group of an Arg residue, the amine group of a Lys residue, the amine group of a His residue, or a combination thereof of the therapeutic agent.

[00503] In another aspect, provided herein is a method of enhancing or improving a delivery efficiency of a therapeutic agent in a subject in need thereof comprising adding at least one permeation enhancer to the compound as provided herein, the composition as provided herein, or the pharmaceutical composition as provided herein, and administering the composition, the compound, or the pharmaceutical composition to the subject.

[00504] In some embodiments, the at least one permeation enhancer is selected from the group consisting of salcaprozate sodium (SNAC), sodium caprylate, sodium caprate, a bile salt, ethylenediaminetetraacetic acid (EDTA), ethylene glycol-bis-(2-aminoethylether)-N,N,N',N'-tetraacetic acid (EGTA), and 3-[N,N-Dimethyl(3-palmitoylamino)propyl]-ammonio]-propanesulfonate (PPS), and any combination thereof.

[00505] In some embodiments, the bile salt is selected from the group consisting of sodium deoxycholate, sodium chenodeoxycholate, sodium taurodeoxycholate, and a combination thereof.

BRIEF DESCRIPTION OF THE DRAWINGS

[00506] FIG. 1 depicts the structure of an exemplary amylin analog or functional variant thereof or mimetic thereof.

[00507] FIG. 2 depicts exemplary embodiments of an amylin analog or functional variant thereof or mimetic thereof with modified amylin analog or functional variant thereof or mimetic thereof structures.

[00508] FIG. 3 depicts exemplary embodiments of an amylin analog or functional variant thereof or mimetic thereof with choline-modified amylin analog or functional variant thereof or mimetic thereof derivative structures.

[00509] FIG. 4 depicts exemplary embodiments of an amylin analog or functional variant thereof or mimetic thereof with choline-modified amylin analog or functional variant thereof or mimetic

thereof ester structures.

[00510] FIG. 5 depicts an exemplary embodiment of an antibody or an antibody fragment thereof comprising a choline-peptide derivative that is formed on the C-terminal carboxylic acid of the heavy chain.

[00511] FIG. 6A depicts an exemplary embodiment of an antibody or an antibody fragment thereof comprising a choline-peptide ester that is formed on the C-terminal carboxylic acid of the heavy chain. **FIG. 6B** depicts an exemplary chemical reaction to prepare a covalent choline derivative of an antibody or an antibody fragment thereof (e.g., choline-antibody covalent ester conjugation).

[00512] FIG. 7 depicts an exemplary embodiment of an antibody or an antibody fragment thereof comprising a choline-peptide ester that is formed on a Cys residue or a Lys residue of the heavy chain of the antibody or an antibody fragment thereof. In some embodiments, the Linker to Antibody Ratio (LAR) for Cysteine conjugation is 2-8. In some embodiments, the Linker to Antibody Ratio (LAR) is 2-4 for Lysine conjugation.

[00513] FIG. 8A depicts an exemplary embodiment of an antibody or an antibody fragment thereof linked to fatty acids on the C-terminal carboxylic acid of the heavy chain. Fatty acid may include other lengths between C5 (hexanoic acid) to C10 (decanoic acid). **FIG. 8B** depicts an exemplary chemical reaction to prepare an antibody or an antibody fragment thereof linked to fatty acids. **FIG. 8C** depicts exemplary linkers that may be used to link an antibody or an antibody fragment thereof linked to fatty acids. **FIG. 8D** depicts an exemplary fatty acid that may be linked to an antibody or an antibody fragment thereof.

[00514] FIG. 9A depicts an exemplary embodiment of an antibody or an antibody fragment thereof linked to fatty acids on a Lys residue or a Cys residue or of the heavy chain of the antibody or an antibody fragment thereof, or an antibody or an antibody fragment thereof linked to fatty acids via a dual conjugation. In some embodiments, the Linker to Antibody Ratio (LAR) is 2-4 for Lysine conjugation is 2-4. In some embodiments, the Linker to Antibody Ratio (LAR) for Cysteine conjugation is 2-8. In some embodiments, the Linker to Antibody Ratio (LAR) for Cysteine conjugation is 4. In some embodiments, the Linker to Antibody Ratio (LAR) for an antibody or an antibody fragment thereof linked to fatty acids via a dual conjugation is 1-2. **FIG. 9B** depicts an exemplary chemical reaction to prepare an antibody or an antibody fragment thereof linked to fatty acids via a dual conjugation.

[00515] FIG. 10 depicts exemplary choline and choline derivatives.

[00516] FIG. 11 depicts the structure of an exemplary dual GIP/GLP-1 receptor agonist.

[00517] FIG. 12 depicts the structure schematic of an exemplary dual GIP/GLP-1 receptor

agonist.

[00518] FIG. 13 depicts an exemplary embodiment of a choline-modified dual GIP/GLP-1 receptor agonist ionic derivative structure using an exemplary dual GIP/GLP-1 receptor agonist backbone. The circles indicate the exemplary sites of ionizable amino acid side-chains or carboxylic groups.

[00519] FIG. 14 depicts an exemplary embodiment of a choline-modified a dual GIP/GLP-1 receptor agonist ester structure using an exemplary dual GIP/GLP-1 receptor agonist backbone. The circles indicate the exemplary sites of potential esterification.

[00520] FIG. 15A depicts the sequence of an exemplary GLP-1 analog or functional variant thereof or mimetic thereof.

[00521] FIG. 15B depicts the sequence of another exemplary GLP-1 analog or functional variant thereof or mimetic thereof.

[00522] FIG. 16 depicts an exemplary embodiment of the compound according to Formula I.

[00523] FIG. 17A depicts an exemplary form of covalent attachment.

[00524] FIG. 17B depicts an exemplary embodiment of the compound according to Formula II.

[00525] FIG. 18 depicts the chemical structure of an exemplary form of the cinnamic acid derivative.

[00526] FIG. 19 depicts an exemplary process by which the ionic liquid is prepared by mixing an acid with choline or choline derivative bicarbonate.

[00527] FIGs. 20A-20D depict exemplary chemical structural variations of choline-an exemplary GLP-1 analog or functional variant thereof or mimetic thereof. FIG. 20A depicts a chemical structure of an exemplary GLP-1 analog or functional variant thereof or mimetic thereof. FIG. 20B depicts an exemplary structure of choline-an exemplary GLP-1 analog or functional variant thereof or mimetic thereof at the 1:1 ratio. In some embodiments, choline ionization could occur at any of the -COOH sites. FIG. 20C depicts an exemplary structure of choline-an exemplary GLP-1 analog or functional variant thereof or mimetic thereof at the 7:1 ratio. FIG. 20D depicts an exemplary structure of choline-an exemplary GLP-1 analog or functional variant thereof or mimetic thereof at the 28:1 ratio. In some embodiments, excess bicarbonate is also present in the 28:1 ratio.

[00528] FIG. 21 depicts Table 3 showing an exemplary GLP-1 analog or functional variant thereof or mimetic thereof ("GLP-1 analog") mass normalization calculation.

[00529] FIG. 22 shows exemplary analytical characterization of an exemplary GLP-1 analog or functional variant thereof or mimetic thereof ("GLP-1 analog") based on high-performance liquid chromatography (HPLC).

[00530] FIGs. 23A-23D show exemplary analytical characterization of an exemplary GLP-1

analog or functional variant thereof or mimetic thereof (“GLP-1 analog”) based on pH. **FIG. 23A** depicts exemplary analytical characterization results of an exemplary GLP-1 analog or functional variant thereof or mimetic thereof (“GLP-1 analog”) based on pH using 2 mg/mL solutions in water. The results are not normalized to an exemplary GLP-1 analog or functional variant thereof or mimetic thereof Mass. **FIG. 23B** depicts exemplary analytical characterization results of an exemplary GLP-1 analog or functional variant thereof or mimetic thereof (“GLP-1 analog”) based on pH using 2 mg/mL solutions in water. The results of the choline-the exemplary GLP-1 analog or functional variant thereof or mimetic thereof are normalized to the exemplary GLP-1 analog or functional variant thereof or mimetic thereof Mass. **FIG. 23C** depicts exemplary analytical characterization results of an exemplary GLP-1 analog or functional variant thereof or mimetic thereof (“GLP-1 analog”) based on pH using 2 mg/mL solutions in water, wherein the exemplary reaction using choline bicarbonate as shown above the graph was used. The results of the choline-the exemplary GLP-1 analog or functional variant thereof or mimetic thereof are normalized to the exemplary GLP-1 analog or functional variant thereof or mimetic thereof Mass. **FIG. 23D** depicts exemplary analytical characterization results of the negative control of an exemplary GLP-1 analog or functional variant thereof or mimetic thereof (“GLP-1 analog”) based on pH using 2 mg/mL solutions in water, wherein the exemplary reaction using choline chloride as shown above the graph was used. The results of the choline-Cl-the exemplary GLP-1 analog or functional variant thereof or mimetic thereof are normalized to the exemplary GLP-1 analog or functional variant thereof or mimetic thereof Mass.

[00531] **FIGs. 24A-24D** show exemplary analytical characterization of an exemplary GLP-1 analog or functional variant thereof or mimetic thereof (“GLP-1 analog”) based on conductivity. **FIG. 24A** depicts exemplary analytical characterization results of an exemplary GLP-1 analog or functional variant thereof or mimetic thereof (“GLP-1 analog”) based on conductivity using 2 mg/mL solutions in water. The results are not normalized to an exemplary GLP-1 analog or functional variant thereof or mimetic thereof Mass. **FIG. 24B** depicts exemplary analytical characterization results of an exemplary GLP-1 analog or functional variant thereof or mimetic thereof (“GLP-1 analog”) based on conductivity using 2 mg/mL solutions in water. The results of the choline-the exemplary GLP-1 analog or functional variant thereof or mimetic thereof are normalized to the exemplary GLP-1 analog or functional variant thereof or mimetic thereof Mass. **FIG. 24C** depicts exemplary analytical characterization results of an exemplary GLP-1 analog or functional variant thereof or mimetic thereof (“GLP-1 analog”) based on conductivity using 2 mg/mL solutions in water, wherein the exemplary reaction using choline bicarbonate as shown above the graph was used. The results of the choline-the exemplary GLP-1 analog or functional

variant thereof or mimetic thereof are normalized to the exemplary GLP-1 analog or functional variant thereof or mimetic thereof Mass. **FIG. 24D** depicts exemplary analytical characterization results of the negative control of an exemplary GLP-1 analog or functional variant thereof or mimetic thereof (“GLP-1 analog”) based on conductivity using 2 mg/mL solutions in water, wherein the exemplary reaction using choline chloride as shown above the graph was used. The results of the choline-Cl-the exemplary GLP-1 analog or functional variant thereof or mimetic thereof are normalized to the exemplary GLP-1 analog or functional variant thereof or mimetic thereof Mass.

[00532] **FIGs. 25A** and **25B** show exemplary analytical characterization based on NMR of choline-an exemplary GLP-1 analog or functional variant thereof or mimetic thereof (“GLP-1 analog”) ratios. **FIG. 25A** depicts exemplary analytical characterization results based on NMR of choline-an exemplary GLP-1 analog or functional variant thereof or mimetic thereof (“GLP-1 analog”) ratios. **FIG. 25B** depicts exemplary analytical characterization results based on NMR of choline-an exemplary GLP-1 analog or functional variant thereof or mimetic thereof (“GLP-1 analog”) ratios in a larger view.

[00533] **FIG. 26** shows exemplary analytical characterization based on Fourier-transform infrared spectroscopy (FTIR).

[00534] **FIG. 27** depicts an exemplary embodiment of a cinnamic acid-glucagon-like peptide (GLP-1) analog or functional variant thereof or mimetic thereof.

DETAILED DESCRIPTION

[00535] The invention describes modification of drugs with ions to improve their formulation with ionic liquids for treating patients by oral administration. Oral administration can be achieved in any one of the dosing forms including pills, caplets, capsules, aerosol sprays, or liquids. The ionic liquid or the drug to be delivered with the ionic liquid can be encapsulated in a capsule. The ionic liquid with the dosing form may be present in any of the physical forms including a clear neat ionic liquid, a homogenous mixture of an ionic liquid with a pharmaceutically acceptable diluent, an emulsion, or a suspension. The oral dose can also be given as a syrup or a spray or an aerosol. The composition of any oral dose disclosed herein may contain a predetermined amount of ionic liquid and optionally one drug, and may be prepared by methods of pharmacy well known to those skilled in the art.

[00536] In one embodiment, described herein is a method of treatment of patients comprising orally administering an oral formulation of insulin in combination with an ionic liquid.

[00537] In one embodiment, described herein is a method of treatment of diabetes comprising orally administering an oral formulation of an amylin analog or functional variant thereof or

mimetic thereof or a GLP-1 polypeptide or mimetic or analog thereof in combination with ionic liquid.

[00538] As described elsewhere herein, ionic liquid is able to safely carry active compounds across the mucus membranes encountered during oral administration.

[00539] As described in the examples herein, ionic liquids provide solubilization of the drug and enhanced delivery into systemic circulation. Accordingly, they are particularly suitable as a delivery vehicle to/across mucus membranes.

[00540] In one embodiment, the ionic liquid can be combined with another solvent to enhance solubility and/or delivery. The solvent may be aqueous or non-aqueous. In one embodiment, the purpose of the solvent is to control the dose of the ionic liquid experienced by the mucus membrane or the gastrointestinal tract. Dilution of the ionic liquid by the solvent can serve the purpose of delivering a safe dose to the subject. In another embodiment, the purpose of the solvent is to improve solubility of the drug. Such improvement may come from the ability of the solvent to control the physicochemical environment of the ionic liquid to match the chemical properties of the drug. In one embodiment, the solvent may serve the purpose of improving the delivery across the mucosal membrane.

[00541] The solvents used in any of the embodiments include without limitation: sterile water, saline solution, glycerin, propylene glycol, ethanol, oils, ethyl oleate, isopropyl myristate, benzyl benzoate, or surfactants.

[00542] In one embodiment, the solvent is chosen so as to not adversely impact the compatibility of the ionic liquid with the capsule.

[00543] The term "ionic liquids" as used herein refers to organic salts or mixtures of organic salts which are in liquid state at room temperature. Ionic liquids have been shown to be useful in a variety of fields, including in industrial processing, catalysis, pharmaceuticals, and electrochemistry. The ionic liquids contain at least one anionic and at least one cationic component. Ionic liquids can comprise an additional hydrogen bond donor (i.e. any molecule that can provide an -OH or an -NH group), examples include but are not limited to alcohols, fatty acids, and amines. The anionic and the cationic component may be present in any molar ratio. Exemplary molar ratios (cation: anion) include but are not limited to 1:1, 1:2, 2:1, and ranges between these ratios. In some embodiments, the ionic liquid or solvent exists as a liquid below 100 °C. In some embodiments, the ionic liquid or solvent exists as a liquid at room temperature. In some embodiments, the ionic liquids comprise more than one anionic components and one cationic component. In some embodiments, comprise choline or choline derivative, and cinnamic acid and mandelic acid.

[00544] In some embodiments, the ionic liquid is dominated by the ionic interactions between the anion and the cation. In some embodiments, the ionic liquid is dominated by the hydrogen bonding interactions between the anion and cation. The relative dominance of ionic and hydrogen bonding interactions may vary depending on the nature of the ions.

[00545] As used herein, “in combination with” refers to two or more substances being present in the same dose administered to a subject in any form.

[00546] In some embodiments, the drug(s) may form micelles or other self-assembled structures. In some embodiments, such structure may occur only in the presence of ionic liquids.

[00547] As used herein, the terms “therapeutic agent” and “drug” are interchangeably used. A therapeutic agent or a drug is any agent which will exert an effect on a target cell or organism. A drug can be selected from a group comprising: chemicals; small organic or inorganic molecules; peptide; protein; or nucleic acid. Non-limiting examples of active compounds contemplated for use in the methods described herein include small molecules, polypeptides, nucleic acids, antibodies, vaccines, an antibody or an antibody fragment thereof, a GLP-1 polypeptide or mimetic or analog thereof, amylin, an amylin analog or functional variant thereof or mimetic thereof, PYY, pramlintide, and insulin.

[00548] In some embodiments, the terms “mimetic,” “functional variant,” “functional analog,” or “functional homolog thereof” may be used interchangeably.

Dual GIP/GLP-1 receptor agonist or functional variant thereof or mimetic or functional analog thereof or functional homolog thereof

[00549] In some embodiments, a dual GIP (glucose-dependent insulinotropic polypeptide)/GLP-1 (Glucagon-like peptide-1) receptor agonist or functional variant thereof is Tirzepatide or functional variant thereof or mimetic or functional analog thereof or functional homolog thereof. As used herein, the term “Tirzepatide,” also known as LY3298176 and GIP/GLP-1 RA, refers to a fatty acid modified peptide with dual glucose-dependent insulinotropic polypeptide (GIP) and Glucagon-like peptide-1 (GLP-1) receptor agonist activity. In some embodiments, Tirzepatide is a dual GIP and GLP-1 receptor agonist.

[00550] In some embodiments, a dual GIP/GLP-1 receptor agonist or functional variant thereof is a GIP-based dual Incretin receptor agonist. In some embodiments, GIP and GLP-1 are hormones involved in blood sugar control. In some embodiments, a dual GIP/GLP-1 receptor agonist or functional variant thereof activates both the GLP-1 and GIP receptors. In some embodiments, a dual GIP/GLP-1 receptor agonist or functional variant thereof activates both GIP and GLP-1 receptor signaling. In some embodiments, a dual GIP/GLP-1 receptor agonist or functional variant

thereof shows glucose-dependent insulin secretion and improved glucose tolerance by acting on both GIP and GLP-1 receptors. In some embodiments, a dual GIP/GLP-1 receptor agonist or functional variant thereof leads to improved blood sugar control. In some embodiments, a dual GIP/GLP-1 receptor agonist or functional variant thereof decreases body weight and food intake. In some embodiments, a dual GIP/GLP-1 receptor agonist or functional variant thereof shows that the metabolic action of GIP adds to the established clinical benefits of selective GLP-1 receptor agonists in type 2 diabetes mellitus (T2DM). In some embodiments, a dual GIP/GLP-1 receptor agonist or functional variant thereof reduces fasting serum glucose. In some embodiments, a dual GIP/GLP-1 receptor agonist or functional variant thereof results in reductions in body weight. In some embodiments, a dual GIP/GLP-1 receptor agonist or functional variant thereof is used to treat diabetes mellitus. In some embodiments, a dual GIP/GLP-1 receptor agonist or functional variant thereof is used to treat type 2 diabetes mellitus. In some embodiments, a dual GIP/GLP-1 receptor agonist or functional variant thereof is used to treat T2DM patients. In some embodiments, a dual GIP/GLP-1 receptor agonist or functional variant thereof is used to deliver clinically meaningful improvement in glycaemic control and body weight. In some embodiments, a dual GIP/GLP-1 receptor agonist or functional variant thereof is used to deliver clinically meaningful improvement in glycaemic control. In some embodiments, a dual GIP/GLP-1 receptor agonist or functional variant thereof is used to deliver clinically meaningful improvement in body weight. In some embodiments, a dual GIP/GLP-1 receptor agonist or functional variant thereof is used for the treatment of T2DM and obesity. In some embodiments, a dual GIP/GLP-1 receptor agonist or functional variant thereof is used for the treatment of obesity. In some embodiments, a dual GIP/GLP-1 receptor agonist or functional variant thereof is designed for once-weekly subcutaneous administration. In some embodiments, a dual GIP/GLP-1 receptor agonist or functional variant thereof is designed for oral administration. In some embodiments, a dual GIP/GLP-1 receptor agonist or functional variant thereof is designed for chronic administration.

[00551] In some embodiments, a dual GIP/GLP-1 receptor agonist or functional variant thereof is an analog of Glucose-dependent insulinotropic polypeptide (GIP), a human hormone that stimulates the release of insulin from the pancreas. In some embodiments, a dual GIP/GLP-1 receptor agonist or functional variant thereof is a linear polypeptide of 39 amino acids that has been chemically modified by lipidation. In some embodiments, a dual GIP/GLP-1 receptor agonist or functional variant thereof is a linear polypeptide of 39 amino acids that has been chemically modified by lipidation to improve its uptake into cells and its stability to metabolism. In some embodiments, a dual GIP/GLP-1 receptor agonist or functional variant thereof is the compound as show in FIG. 11 or FIG. 12,

[00552] In some embodiments, a dual GIP/GLP-1 receptor agonist or functional variant thereof comprises a sequence having at least 50%, 55%, 60%, 65%, 70%, 75%, 80%, 85%, 90%, 91%, 92%, 93%, 94%, 95%, 96%, 97%, 98%, 99%, 99.5%, 99.6%, 99.7%, 99.8%, or 99.9% sequence identity to the sequence of sequence identity to the sequence of:

YAibEGTFTSDYSIAibLDKIAQKAFVQWLIAGGPSSGAPPPS, wherein Aib refers to α -amino isobutyric acid (SEQ ID NO: 25).

[00553] In some embodiments, a dual GIP/GLP-1 receptor agonist or functional variant thereof comprises the sequence of: YAibEGTFTSDYSIAibLDKIAQKAFVQWLIAGGPSSGAPPPS, wherein Aib refers to α -amino isobutyric acid (SEQ ID NO: 25).

[00554] In some embodiments, a dual GIP/GLP-1 receptor agonist or functional variant thereof comprises C20 diacid- γ -Glu-(AEEA)₂ attached to a residue of a sequence having at least 50%, 55%, 60%, 65%, 70%, 75%, 80%, 85%, 90%, 91%, 92%, 93%, 94%, 95%, 96%, 97%, 98%, 99%, 99.5%, 99.6%, 99.7%, 99.8%, or 99.9% sequence identity to the sequence of SEQ ID NO: 25. In some embodiments, a dual GIP/GLP-1 receptor agonist or functional variant thereof comprises C20 diacid- γ -Glu-(AEEA)₂ attached to a residue of the sequence of SEQ ID NO: 25.

[00555] In some embodiments, a dual GIP/GLP-1 receptor agonist or functional variant thereof comprises C20 diacid- γ -Glu-(AEEA)₂ attached to a Lys residue of a sequence having at least 50%, 55%, 60%, 65%, 70%, 75%, 80%, 85%, 90%, 91%, 92%, 93%, 94%, 95%, 96%, 97%, 98%, 99%, 99.5%, 99.6%, 99.7%, 99.8%, or 99.9% sequence identity to the sequence of SEQ ID NO: 25. In some embodiments, a dual GIP/GLP-1 receptor agonist or functional variant thereof comprises C20 diacid- γ -Glu-(AEEA)₂ attached to a Lys residue of the sequence of SEQ ID NO: 25.

[00556] In some embodiments, a dual GIP/GLP-1 receptor agonist or functional variant thereof comprises C20 diacid- γ -Glu-(AEEA)₂ attached to the Lys residue at the position 20 (from the N-terminus) of a sequence having at least 50%, 55%, 60%, 65%, 70%, 75%, 80%, 85%, 90%, 91%, 92%, 93%, 94%, 95%, 96%, 97%, 98%, 99%, 99.5%, 99.6%, 99.7%, 99.8%, or 99.9% sequence identity to the sequence of SEQ ID NO: 25. In some embodiments, a dual GIP/GLP-1 receptor agonist or functional variant thereof comprises C20 diacid- γ -Glu-(AEEA)₂ attached to the Lys residue at the position 20 (from the N-terminus) of the sequence of SEQ ID NO: 25.

[00557] In some embodiments, a dual GIP/GLP-1 receptor agonist or functional variant thereof comprises C20 diacid- γ -Glu-(AEEA)₂ attached to the residue at the position 20 (from the N-terminus) of a sequence having at least 50%, 55%, 60%, 65%, 70%, 75%, 80%, 85%, 90%, 91%, 92%, 93%, 94%, 95%, 96%, 97%, 98%, 99%, 99.5%, 99.6%, 99.7%, 99.8%, or 99.9% sequence identity to the sequence of SEQ ID NO: 25. In some embodiments, a dual GIP/GLP-1 receptor agonist or functional variant thereof comprises C20 diacid- γ -Glu-(AEEA)₂ attached to the residue

at the position 20 (from the N-terminus) of the sequence of SEQ ID NO: 25.

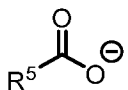
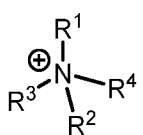
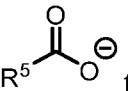
[00558] As used herein, “glucose-dependent insulintropic polypeptide,” also known as gastric inhibitory polypeptide, GIP, or gastric inhibitory peptide, refers to an inhibiting hormone of the secretin family of hormones. In some embodiments, glucose-dependent insulintropic polypeptide is a weak inhibitor of gastric acid secretion. In some embodiments, the main role of glucose-dependent insulintropic polypeptide is to stimulate insulin secretion. Glucose-dependent insulintropic polypeptide, as used herein, includes any of the recombinant or naturally-occurring forms of glucose-dependent insulintropic polypeptide or variants or homologs thereof that have or maintain glucose-dependent insulintropic polypeptide activity (e.g., at least 40% 50%, 60%, 70%, 80%, 90%, 95%, 96%, 97%, 98%, 99% or 100% activity). In some aspects, the variants or homologs have at least 40%, 45%, 50%, 55%, 60%, 65%, 70%, 75%, 80%, 85%, 90%, 95%, 96%, 97%, 98%, 99% or 100% amino acid sequence identity across the whole sequence or a portion of the sequence (e.g., a 50, 100, 150 or 200 continuous amino acid portion) compared to a naturally occurring glucose-dependent insulintropic polypeptide.

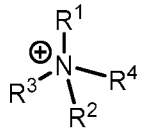
[00559] As used herein, “glucagon-like peptide-1,” also known as GLP-1, refers to a 30- or 31-amino-acid-long peptide hormone deriving from the tissue-specific posttranslational processing of the proglucagon peptide. In some embodiments, glucagon-like peptide-1 is produced and secreted by intestinal enteroendocrine L-cells and certain neurons within the nucleus of the solitary tract in the brainstem upon food consumption. Glucagon-like peptide-1, as used herein, includes any of the recombinant or naturally-occurring forms of glucagon-like peptide-1 or variants or homologs thereof that have or maintain glucagon-like peptide-1 activity (e.g., at least 40% 50%, 60%, 70%, 80%, 90%, 95%, 96%, 97%, 98%, 99% or 100% activity). In some aspects, the variants or homologs have at least 40%, 45%, 50%, 55%, 60%, 65%, 70%, 75%, 80%, 85%, 90%, 95%, 96%, 97%, 98%, 99% or 100% amino acid sequence identity across the whole sequence or a portion of the sequence (e.g., a 50, 100, 150 or 200 continuous amino acid portion) compared to a naturally occurring glucagon-like peptide-1.

[00560] In some embodiments, there are 1, 2, 3, 4, 5, 6, 7, 8, 9, 10, 11, 12, 13, 14, 15, 16, 17, 18, 19, 20, 21, 22, 23, 24, 25, 26, 27, 28, 29, 30, 31, 32, 33, 34, 35, 36, 37, 38, 39, or 40 ionizable groups present on a dual GIP/GLP-1 receptor agonist or functional variant thereof with a cation (e.g., FIG. 13). In some embodiments, the choline:a dual GIP/GLP-1 receptor agonist or functional variant thereof ratio of the choline-a dual GIP/GLP-1 receptor agonist or functional variant thereof ionic derivatives is 1:1, 2:1, 3:1, 4:1, 5:1, 6:1, 7:1, 8:1, 9:1, 10:1, 11:1, 12:1, 13:1, 14:1, 15:1, 16:1, 17:1, 18:1, 19:1, 20:1, 21:1, 22:1, 23:1, 24:1, 25:1, 26:1, 27:1, 28:1, 29:1, 30:1, 31:1, 32:1, 33:1, 34:1, 35:1, 36:1, 37:1, 38:1, 39:1, 40:1, 41:1, 42:1, 43:1, 44:1, 45:1, 46:1, 47:1, 48:1, 49:1, 50:1,

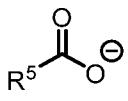
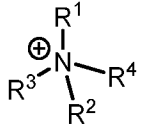
51:1, 52:1, 53:1, 54:1, 55:1, 56:1, 57:1, 58:1, 59:1, 60:1, 61:1, 62:1, 63:1, 64:1, 65:1, 66:1, 67:1, 68:1, 69:1, 70:1, 71:1, 72:1, 73:1, 74:1, 75:1, 76:1, 77:1, 78:1, 79:1, 80:1, 81:1, 82:1, 83:1, 84:1, 85:1, 86:1, 87:1, 88:1, 89:1, 90:1, 91:1, 92:1, 93:1, 94:1, 95:1, 96:1, 97:1, 98:1, 99:1, or 100:1.

[00561] In some embodiments, there are 1, 2, 3, 4, 5, 6, 7, 8, 9, 10, 11, 12, 13, 14, 15, 16, 17, 18, 19, 20, 21, 22, 23, 24, 25, 26, 27, 28, 29, 30, 31, 32, 33, 34, 35, 36, 37, 38, 39, or 40 potential sites of esterification on a dual GIP/GLP-1 receptor agonist or functional variant thereof with a cation (e.g., FIG. 14). In some embodiments, choline-a dual GIP/GLP-1 receptor agonist or functional variant thereof ester derivatives can be formed by conjugating a cation (e.g., choline) to at least 1, 2, 3, 4, 5, 6, 7, 8, 9, 10, 11, 12, 13, 14, 15, 16, 17, 18, 19, 20, 21, 22, 23, 24, 25, 26, 27, 28, 29, 30, 31, 32, 33, 34, 35, 36, 37, 38, 39, or 40 sites on the a dual GIP/GLP-1 receptor agonist or functional variant thereof structure.

[00562] In some embodiments, the composition comprises a  to  molar ratio of from about 1:1 to about 1:20. In some embodiments, the composition comprises a  to

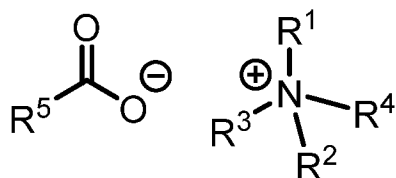
 molar ratio of from about 1:1 to about 1:200, from about 1:1 to about 1:199, from about 1:1 to about 1:198, from about 1:1 to about 1:197, from about 1:1 to about 1:196, from about 1:1 to about 1:195, from about 1:1 to about 1:194, from about 1:1 to about 1:193, from about 1:1 to about 1:192, from about 1:1 to about 1:191, from about 1:1 to about 1:190, from about 1:1 to about 1:189, from about 1:1 to about 1:188, from about 1:1 to about 1:187, from about 1:1 to about 1:186, from about 1:1 to about 1:185, from about 1:1 to about 1:184, from about 1:1 to about 1:183, from about 1:1 to about 1:182, from about 1:1 to about 1:181, from about 1:1 to about 1:180, from about 1:1 to about 1:179, from about 1:1 to about 1:178, from about 1:1 to about 1:177, from about 1:1 to about 1:176, from about 1:1 to about 1:175, from about 1:1 to about 1:174, from about 1:1 to about 1:173, from about 1:1 to about 1:172, from about 1:1 to about 1:171, from about 1:1 to about 1:170, from about 1:1 to about 1:169, from about 1:1 to about 1:168, from about 1:1 to about 1:167, from about 1:1 to about 1:166, from about 1:1 to about 1:165, from about 1:1 to about 1:164, from about 1:1 to about 1:163, from about 1:1 to about 1:162, from about 1:1 to about 1:161, from about 1:1 to about 1:160, from about 1:1 to about 1:159, from about 1:1 to about 1:158, from about 1:1 to about 1:157, from about 1:1 to about 1:156, from about 1:1 to about 1:155, from about 1:1 to about 1:154, from about 1:1 to about 1:153, from about 1:1 to about 1:152, from about 1:1 to about 1:151, from about

from about 1:1 to about 1:40, from about 1:1 to about 1:39, from about 1:1 to about 1:38, from about 1:1 to about 1:37, from about 1:1 to about 1:36, from about 1:1 to about 1:35, from about 1:1 to about 1:34, from about 1:1 to about 1:33, from about 1:1 to about 1:32, from about 1:1 to about 1:31, from about 1:1 to about 1:30, from about 1:1 to about 1:29, from about 1:1 to about 1:28, from about 1:1 to about 1:27, from about 1:1 to about 1:26, from about 1:1 to about 1:25, from about 1:1 to about 1:24, from about 1:1 to about 1:23, from about 1:1 to about 1:22, from about 1:1 to about 1:21, from about 1:1 to about 1:20, from about 1:1 to about 1:19, from about 1:1 to about 1:18, from about 1:1 to about 1:17, from about 1:1 to about 1:16, from about 1:1 to about 1:15, from about 1:1 to about 1:14, from about 1:1 to about 1:13, from about 1:1 to about 1:12, from about 1:1 to about 1:11, from about 1:1 to about 1:10, from about 1:1 to about 1:9, from about 1:1 to about 1:8, from about 1:1 to about 1:7, from about 1:1 to about 1:6, from about 1:1 to about 1:5, from about 1:1 to about 1:4, from about 1:1 to about 1:3, or from about 1:1 to about 1:2.

[00563] In some embodiments, the composition comprises a  to  molar ratio of about 1:200, about 1:199, about 1:198, about 1:197, about 1:196, about 1:195, about 1:194, about 1:193, about 1:192, about 1:191, about 1:190, about 1:189, about 1:188, about 1:187, about 1:186, about 1:185, about 1:184, about 1:183, about 1:182, about 1:181, about 1:180, about 1:179, about 1:178, about 1:177, about 1:176, about 1:175, about 1:174, about 1:173, about 1:172, about 1:171, about 1:170, about 1:169, about 1:168, about 1:167, about 1:166, about 1:165, about 1:164, about 1:163, about 1:162, about 1:161, about 1:160, about 1:159, about 1:158, about 1:157, about 1:156, about 1:155, about 1:154, about 1:153, about 1:152, about 1:151, about 1:150, about 1:149, about 1:148, about 1:147, about 1:146, about 1:145, about 1:144, about 1:143, about 1:142, about 1:141, about 1:140, about 1:139, about 1:138, about 1:137, about 1:136, about 1:135, about 1:134, about 1:133, about 1:132, about 1:131, about 1:130, about 1:129, about 1:128, about 1:127, about 1:126, about 1:125, about 1:124, about 1:123, about 1:122, about 1:121, about 1:120, about 1:119, about 1:118, about 1:117, about 1:116, about 1:115, about 1:114, about 1:113, about 1:112, about 1:111, about 1:110, about 1:109, about 1:108, about 1:107, about 1:106, about 1:105, about 1:104, about 1:103, about 1:102, about 1:101, about 1:100, about 1:99, about 1:98, about 1:97, about 1:96, about 1:95, about 1:94, about 1:93, about 1:92, about 1:91, about 1:90, about 1:89, about 1:88, about 1:87, about 1:86, about 1:85, about 1:84, about 1:83, about 1:82, about 1:81, about 1:80, about 1:79, about 1:78, about 1:77, about 1:76, about 1:75, about 1:74, about 1:73, about 1:72, about 1:71, about 1:70, about 1:69, about 1:68, about 1:67, about 1:66, about 1:65, about 1:64, about 1:63, about 1:62, about 1:61, about 1:60, about 1:59, about 1:58, about 1:57, about 1:56, about

1:55, about 1:54, about 1:53, about 1:52, about 1:51, about 1:50, about 1:49, about 1:48, about 1:47, about 1:46, about 1:45, about 1:44, about 1:43, about 1:42, about 1:41, about 1:40, about 1:39, about 1:38, about 1:37, about 1:36, about 1:35, about 1:34, about 1:33, about 1:32, about 1:31, about 1:30, about 1:29, about 1:28, about 1:27, about 1:26, about 1:25, about 1:24, about 1:23, about 1:22, about 1:21, about 1:20, about 1:19, about 1:18, about 1:17, about 1:16, about 1:15, about 1:14, about 1:13, about 1:12, about 1:11, about 1:10, about 1:9, about 1:8, about 1:7, about 1:6, about 1:5, about 1:4, about 1:3, about 1:2 or about 1:1.

[00564] In some aspects, provided herein, *inter alia*, is a compound according to Formula I:



Formula I.

[00565] In some embodiments, R¹, R², and R³ are independently C₁-C₅ alkyl. In some embodiments, R¹ is C₁-C₅ alkyl. In some embodiments, R² is C₁-C₅ alkyl. In some embodiments, R³ is C₁-C₅ alkyl.

[00566] In some embodiments, R¹, R², and R³ are independently C₁-C₂₀ alkyl. In some embodiments, R¹ is C₁-C₂₀ alkyl. In some embodiments, R¹ is C₁-C₁₉ alkyl. In some embodiments, R¹ is C₁-C₁₈ alkyl. In some embodiments, R¹ is C₁-C₁₇ alkyl. In some embodiments, R¹ is C₁-C₁₆ alkyl. In some embodiments, R¹ is C₁-C₁₅ alkyl. In some embodiments, R¹ is C₁-C₁₄ alkyl. In some embodiments, R¹ is C₁-C₁₃ alkyl. In some embodiments, R¹ is C₁-C₁₂ alkyl. In some embodiments, R¹ is C₁-C₁₁ alkyl. In some embodiments, R¹ is C₁-C₁₀ alkyl. In some embodiments, R¹ is C₁-C₉ alkyl. In some embodiments, R¹ is C₁-C₈ alkyl. In some embodiments, R¹ is C₁-C₇ alkyl. In some embodiments, R¹ is C₁-C₆ alkyl. In some embodiments, R¹ is C₁-C₅ alkyl. In some embodiments, R¹ is C₁-C₄ alkyl. In some embodiments, R¹ is C₁-C₃ alkyl. In some embodiments, R¹ is C₁-C₂ alkyl. In some embodiments, R¹ is C₁-C₁ alkyl. In some embodiments, R² is C₁-C₂₀ alkyl. In some embodiments, R² is C₁-C₁₉ alkyl. In some embodiments, R² is C₁-C₁₈ alkyl. In some embodiments, R² is C₁-C₁₇ alkyl. In some embodiments, R² is C₁-C₁₆ alkyl. In some embodiments, R² is C₁-C₁₅ alkyl. In some embodiments, R² is C₁-C₁₄ alkyl. In some embodiments, R² is C₁-C₁₃ alkyl. In some embodiments, R² is C₁-C₁₂ alkyl. In some embodiments, R² is C₁-C₁₁ alkyl. In some embodiments, R² is C₁-C₁₀ alkyl. In some embodiments, R² is C₁-C₉ alkyl. In some embodiments, R² is C₁-C₈ alkyl. In some embodiments, R² is C₁-C₇ alkyl. In some embodiments, R² is C₁-C₆ alkyl. In some embodiments, R² is C₁-C₅ alkyl. In some embodiments, R² is C₁-C₄ alkyl. In some embodiments, R² is C₁-C₃ alkyl. In some embodiments, R² is C₁-C₂ alkyl. In some embodiments, R² is C₁-C₁ alkyl. In some embodiments, R³ is C₁-C₂₀ alkyl. In some embodiments, R³ is C₁-C₁₉ alkyl.

In some embodiments, R³ is C₁-C₁₈ alkyl. In some embodiments, R³ is C₁-C₁₇ alkyl. In some embodiments, R³ is C₁-C₁₆ alkyl. In some embodiments, R³ is C₁-C₁₅ alkyl. In some embodiments, R³ is C₁-C₁₄ alkyl. In some embodiments, R³ is C₁-C₁₃ alkyl. In some embodiments, R³ is C₁-C₁₂ alkyl. In some embodiments, R³ is C₁-C₁₁ alkyl. In some embodiments, R³ is C₁-C₁₀ alkyl. In some embodiments, R³ is C₁-C₉ alkyl. In some embodiments, R³ is C₁-C₈ alkyl. In some embodiments, R³ is C₁-C₇ alkyl. In some embodiments, R³ is C₁-C₆ alkyl. In some embodiments, R³ is C₁-C₅ alkyl. In some embodiments, R³ is C₁-C₄ alkyl. In some embodiments, R³ is C₁-C₃ alkyl. In some embodiments, R³ is C₁-C₂ alkyl.

[00567] In some embodiments, R¹ is C₁ alkyl. In some embodiments, R¹ is C₂ alkyl. In some embodiments, R¹ is C₃ alkyl. In some embodiments, R¹ is C₄ alkyl. In some embodiments, R¹ is C₅ alkyl. In some embodiments, R¹ is C₆ alkyl. In some embodiments, R¹ is C₇ alkyl. In some embodiments, R¹ is C₈ alkyl. In some embodiments, R¹ is C₉ alkyl. In some embodiments, R¹ is C₁₀ alkyl. In some embodiments, R¹ is C₁₁ alkyl. In some embodiments, R¹ is C₁₂ alkyl. In some embodiments, R¹ is C₁₃ alkyl. In some embodiments, R¹ is C₁₄ alkyl. In some embodiments, R¹ is C₁₅ alkyl. In some embodiments, R¹ is C₁₆ alkyl. In some embodiments, R¹ is C₁₇ alkyl. In some embodiments, R¹ is C₁₈ alkyl. In some embodiments, R¹ is C₁₉ alkyl. In some embodiments, R¹ is C₂₀ alkyl. In some embodiments, R² is C₁ alkyl. In some embodiments, R² is C₂ alkyl. In some embodiments, R² is C₃ alkyl. In some embodiments, R² is C₄ alkyl. In some embodiments, R² is C₅ alkyl. In some embodiments, R² is C₆ alkyl. In some embodiments, R² is C₇ alkyl. In some embodiments, R² is C₈ alkyl. In some embodiments, R² is C₉ alkyl. In some embodiments, R² is C₁₀ alkyl. In some embodiments, R² is C₁₁ alkyl. In some embodiments, R² is C₁₂ alkyl. In some embodiments, R² is C₁₃ alkyl. In some embodiments, R² is C₁₄ alkyl. In some embodiments, R² is C₁₅ alkyl. In some embodiments, R² is C₁₆ alkyl. In some embodiments, R² is C₁₇ alkyl. In some embodiments, R² is C₁₈ alkyl. In some embodiments, R² is C₁₉ alkyl. In some embodiments, R² is C₂₀ alkyl. In some embodiments, R³ is C₁ alkyl. In some embodiments, R³ is C₂ alkyl. In some embodiments, R³ is C₃ alkyl. In some embodiments, R³ is C₄ alkyl. In some embodiments, R³ is C₅ alkyl. In some embodiments, R³ is C₆ alkyl. In some embodiments, R³ is C₇ alkyl. In some embodiments, R³ is C₈ alkyl. In some embodiments, R³ is C₉ alkyl. In some embodiments, R³ is C₁₀ alkyl. In some embodiments, R³ is C₁₁ alkyl. In some embodiments, R³ is C₁₂ alkyl. In some embodiments, R³ is C₁₃ alkyl. In some embodiments, R³ is C₁₄ alkyl. In some embodiments, R³ is C₁₅ alkyl. In some embodiments, R³ is C₁₆ alkyl. In some embodiments, R³ is C₁₇ alkyl. In some embodiments, R³ is C₁₈ alkyl. In some embodiments, R³ is C₁₉ alkyl. In some embodiments, R³ is C₂₀ alkyl.

[00568] In some embodiments, R⁴ is C₂-C₅ alkyl, wherein the C₂-C₅ alkyl is unsubstituted or

substituted with 1 or more hydroxyl. In some embodiments, R⁴ is C₂-C₂₀ alkyl, wherein the C₂-C₅ alkyl is unsubstituted or substituted with 1 or more hydroxyl. In some embodiments, R⁴ is C₂-C₁₉ alkyl, wherein the C₂-C₅ alkyl is unsubstituted or substituted with 1 or more hydroxyl. In some embodiments, R⁴ is C₂-C₁₈ alkyl, wherein the C₂-C₅ alkyl is unsubstituted or substituted with 1 or more hydroxyl. In some embodiments, R⁴ is C₂-C₁₇ alkyl, wherein the C₂-C₅ alkyl is unsubstituted or substituted with 1 or more hydroxyl. In some embodiments, R⁴ is C₂-C₁₆ alkyl, wherein the C₂-C₅ alkyl is unsubstituted or substituted with 1 or more hydroxyl. In some embodiments, R⁴ is C₂-C₁₅ alkyl, wherein the C₂-C₅ alkyl is unsubstituted or substituted with 1 or more hydroxyl. In some embodiments, R⁴ is C₂-C₁₄ alkyl, wherein the C₂-C₅ alkyl is unsubstituted or substituted with 1 or more hydroxyl. In some embodiments, R⁴ is C₂-C₁₃ alkyl, wherein the C₂-C₅ alkyl is unsubstituted or substituted with 1 or more hydroxyl. In some embodiments, R⁴ is C₂-C₁₂ alkyl, wherein the C₂-C₅ alkyl is unsubstituted or substituted with 1 or more hydroxyl. In some embodiments, R⁴ is C₂-C₁₁ alkyl, wherein the C₂-C₅ alkyl is unsubstituted or substituted with 1 or more hydroxyl. In some embodiments, R⁴ is C₂-C₁₀ alkyl, wherein the C₂-C₅ alkyl is unsubstituted or substituted with 1 or more hydroxyl. In some embodiments, R⁴ is C₂-C₉ alkyl, wherein the C₂-C₅ alkyl is unsubstituted or substituted with 1 or more hydroxyl. In some embodiments, R⁴ is C₂-C₈ alkyl, wherein the C₂-C₅ alkyl is unsubstituted or substituted with 1 or more hydroxyl. In some embodiments, R⁴ is C₂-C₇ alkyl, wherein the C₂-C₅ alkyl is unsubstituted or substituted with 1 or more hydroxyl. In some embodiments, R⁴ is C₂-C₆ alkyl, wherein the C₂-C₅ alkyl is unsubstituted or substituted with 1 or more hydroxyl. In some embodiments, R⁴ is C₂-C₅ alkyl, wherein the C₂-C₅ alkyl is unsubstituted or substituted with 1 or more hydroxyl. In some embodiments, R⁴ is C₂-C₄ alkyl, wherein the C₂-C₅ alkyl is unsubstituted or substituted with 1 or more hydroxyl. In some embodiments, R⁴ is C₂-C₃ alkyl, wherein the C₂-C₅ alkyl is unsubstituted or substituted with 1 or more hydroxyl. In some embodiments, R⁴ is C₁, C₂, C₃, C₄, C₅, C₆, C₇, C₈, C₉, C₁₀, C₁₁, C₁₂, C₁₃, C₁₄, C₁₅, C₁₆, C₁₇, C₁₈, C₁₉, or C₂₀ alkyl, wherein the C₁, C₂, C₃, C₄, C₅, C₆, C₇, C₈, C₉, C₁₀, C₁₁, C₁₂, C₁₃, C₁₄, C₁₅, C₁₆, C₁₇, C₁₈, C₁₉, or C₂₀ alkyl is unsubstituted or substituted with 1 or more hydroxyl.

[00569] In some embodiments, R⁵ is a dual GIP/GLP-1 receptor agonist or functional variant thereof.

[00570] In some embodiments, R⁵ is a therapeutic agent that comprises a sequence with at least 40%, 45%, 50%, 55%, 60%, 65%, 70%, 75%, 80%, 85%, 90%, 95%, 96%, 97%, 98%, 99%, 99.1%, 99.2%, 99.3%, 99.4%, 99.5%, 99.6%, 99.7%, 99.8%, or 99.9 sequence identity to the sequence of SEQ ID NO: 25. In some embodiments, R⁵ is a therapeutic agent that comprises the sequence of SEQ ID NO: 25.

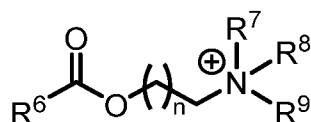
[00571] In some embodiments, the therapeutic agent comprises C20 diacid- γ -Glu-(AEEA)₂

attached to a residue of a sequence with at least 40%, 45%, 50%, 55%, 60%, 65%, 70%, 75%, 80%, 85%, 90%, 95%, 96%, 97%, 98%, 99%, 99.1%, 99.2%, 99.3%, 99.4%, 99.5%, 99.6%, 99.7%, 99.8%, or 99.9 sequence identity to the sequence of SEQ ID NO: 25. In some embodiments, the therapeutic agent comprises C20 diacid- γ -Glu-(AEEA)₂ attached to a residue of the sequence of SEQ ID NO: 25. In some embodiments, the therapeutic agent comprises C20 diacid- γ -Glu-(AEEA)₂ attached to the Lys residue at the position 20 from the N-terminus of the sequence of SEQ ID NO: 25.

[00572] In some embodiments, the compound comprises a dual GIP/GLP-1 receptor agonist or functional variant thereof comprising a diacid consisting of 18 or 20 carbons in length. In some embodiments, the compound comprises a dual GIP/GLP-1 receptor agonist or functional variant thereof comprising a diacid consisting of 1, 2, 3, 4, 5, 6, 7, 8, 9, 10, 11, 12, 13, 14, 15, 16, 17, 18, 19, 20, 21, 22, 23, 24, 25, 26, 27, 28, 29, 30, 31, 32, 33, 34, 35, 36, 37, 38, 39, 40, 41, 42, 43, 44, 45, 46, 47, 48, 49, or 50 carbons in length.

[00573] In some embodiments, the diacid comprises a C₂₀ fatty diacid. In some embodiments, the diacid comprises a C₁, C₂, C₃, C₄, C₅, C₆, C₇, C₈, C₉, C₁₀, C₁₁, C₁₂, C₁₃, C₁₄, C₁₅, C₁₆, C₁₇, C₁₈, C₁₉, C₂₀, C₂₁, C₂₂, C₂₃, C₂₄, C₂₅, C₂₆, C₂₇, C₂₈, C₂₉, C₃₀, C₃₁, C₃₂, C₃₃, C₃₄, C₃₅, C₃₆, C₃₇, C₃₈, C₃₉, C₄₀, C₄₁, C₄₂, C₄₃, C₄₄, C₄₅, C₄₆, C₄₇, C₄₈, C₄₉, or C₅₀ fatty diacid.

[00574] In some aspects, provided herein is a compound according to Formula II:



Formula II.

[00575] In some embodiments, R⁷, R⁸, and R⁹ are independently unsubstituted or substituted C₁-C₅ alkyl. In some embodiments, R⁷ is unsubstituted or substituted C₁-C₅ alkyl. In some embodiments, R⁸ is unsubstituted or substituted C₁-C₅ alkyl. In some embodiments, R⁹ is unsubstituted or substituted C₁-C₅ alkyl.

[00576] In some embodiments, R⁷, R⁸, and R⁹ are independently unsubstituted or substituted C₁-C₂₀ alkyl. In some embodiments, R⁷ is unsubstituted or substituted C₁-C₂₀ alkyl. In some embodiments, R⁷ is unsubstituted or substituted C₁-C₁₉ alkyl. In some embodiments, R⁷ is unsubstituted or substituted C₁-C₁₈ alkyl. In some embodiments, R⁷ is unsubstituted or substituted C₁-C₁₇ alkyl. In some embodiments, R⁷ is unsubstituted or substituted C₁-C₁₆ alkyl. In some embodiments, R⁷ is unsubstituted or substituted C₁-C₁₅ alkyl. In some embodiments, R⁷ is unsubstituted or substituted C₁-C₁₄ alkyl. In some embodiments, R⁷ is unsubstituted or substituted C₁-C₁₃ alkyl. In some embodiments, R⁷ is unsubstituted or substituted C₁-C₁₂ alkyl. In some embodiments, R⁷ is unsubstituted or substituted C₁-C₁₁ alkyl. In some embodiments, R⁷ is

R⁹ is unsubstituted or substituted C₁₀ alkyl. In some embodiments, R⁹ is unsubstituted or substituted C₁₁ alkyl. In some embodiments, R⁹ is unsubstituted or substituted C₁₂ alkyl. In some embodiments, R⁹ is unsubstituted or substituted C₁₃ alkyl. In some embodiments, R⁹ is unsubstituted or substituted C₁₄ alkyl. In some embodiments, R⁹ is unsubstituted or substituted C₁₅ alkyl. In some embodiments, R⁹ is unsubstituted or substituted C₁₆ alkyl. In some embodiments, R⁹ is unsubstituted or substituted C₁₇ alkyl. In some embodiments, R⁹ is unsubstituted or substituted C₁₈ alkyl. In some embodiments, R⁹ is unsubstituted or substituted C₁₉ alkyl. In some embodiments, R⁹ is unsubstituted or substituted C₂₀ alkyl.

[00578] In some embodiments, n is 1, 2, 3, 4, or 5. In some embodiments, n is 1, 2, 3, 4, 5, 6, 7, 8, 9, 10, 11, 12, 13, 14, 15, 16, 17, 18, 19, 20, 21, 22, 23, 24, 25, 26, 27, 28, 29, or 30.

[00579] In some embodiments, R⁶ is a dual GIP/GLP-1 receptor agonist or functional variant thereof.

[00580] In some embodiments, R⁶ is a therapeutic agent that comprises a sequence with at least 40%, 45%, 50%, 55%, 60%, 65%, 70%, 75%, 80%, 85%, 90%, 95%, 96%, 97%, 98%, 99%, 99.1%, 99.2%, 99.3%, 99.4%, 99.5%, 99.6%, 99.7%, 99.8%, or 99.9 sequence identity to the sequence of SEQ ID NO: 25. In some embodiments, R⁶ is a therapeutic agent that comprises the sequence of SEQ ID NO: 25.

[00581] In some embodiments, the therapeutic agent comprises C₂₀ diacid- γ -Glu-(AEEA)₂ attached to a residue of a sequence with at least 40%, 45%, 50%, 55%, 60%, 65%, 70%, 75%, 80%, 85%, 90%, 95%, 96%, 97%, 98%, 99%, 99.1%, 99.2%, 99.3%, 99.4%, 99.5%, 99.6%, 99.7%, 99.8%, or 99.9 sequence identity to the sequence of SEQ ID NO: 25. In some embodiments, the therapeutic agent comprises C₂₀ diacid- γ -Glu-(AEEA)₂ attached to a residue of the sequence of SEQ ID NO: 25. In some embodiments, the therapeutic agent comprises C₂₀ diacid- γ -Glu-(AEEA)₂ attached to the Lys residue at the position 20 from the N-terminus of the sequence of SEQ ID NO: 25.

[00582] In some embodiments, the compound comprises a dual GIP/GLP-1 receptor agonist or functional variant thereof having a cation moiety comprising a choline or choline derivative-like residue.

[00583] In some embodiments, the compound comprises a dual GIP/GLP-1 receptor agonist or functional variant thereof comprising one or more choline or choline derivative-peptide ester formed on a Cys residue, a Lys residue, or any combination thereof.

[00584] In some embodiments, the one or more choline or choline derivative-peptide ester formed on the Cys residue comprises a linker-to-a dual GIP/GLP-1 receptor agonist or functional variant thereof ratio of 2-8, the one or more choline or choline derivative-peptide ester formed on the Lys

residue comprises a linker-to-a dual GIP/GLP-1 receptor agonist or functional variant thereof ratio of 2-4, or a combination thereof.

[00585] In some embodiments, the one or more choline or choline derivative-peptide ester formed on the Cys residue comprises a linker-to-a dual GIP/GLP-1 receptor agonist or functional variant thereof ratio of 1, 2, 3, 4, 5, 6, 7, 8, 9, 10, 11, 12, 13, 14, 15, 16, 17, 18, 19, 20, 21, 22, 23, 24, 25, 26, 27, 28, 29, 30, 31, 32, 33, 34, 35, 36, 37, 38, 39, 40, 41, 42, 43, 44, 45, 46, 47, 48, 49, or 50. In some embodiments, the one or more choline or choline derivative-peptide ester formed on the Cys residue comprises a linker-to-a dual GIP/GLP-1 receptor agonist or functional variant thereof ratio of 1-50, 1-49, 1-48, 1-47, 1-46, 1-45, 1-44, 1-43, 1-42, 1-41, 1-40, 1-39, 1-38, 1-37, 1-36, 1-35, 1-34, 1-33, 1-32, 1-31, 1-30, 1-29, 1-28, 1-27, 1-26, 1-25, 1-24, 1-23, 1-22, 1-21, 1-20, 1-19, 1-18, 1-17, 1-16, 1-15, 1-14, 1-13, 1-12, 1-11, 1-10, 1-9, 1-8, 1-7, 1-6, 1-5, 1-4, 1-3, or 1-2. In some embodiments, the one or more choline or choline derivative-peptide ester formed on the Cys residue comprises a linker-to-a dual GIP/GLP-1 receptor agonist or functional variant thereof ratio of 2-50, 3-50, 4-50, 5-50, 6-50, 7-50, 8-50, 9-50, 10-50, 11-50, 12-50, 13-50, 14-50, 15-50, 16-50, 17-50, 18-50, 19-50, 20-50, 21-50, 22-50, 23-50, 24-50, 25-50, 26-50, 27-50, 28-50, 29-50, 30-50, 31-50, 32-50, 33-50, 34-50, 35-50, 36-50, 37-50, 38-50, 39-50, 40-50, 41-50, 42-50, 43-50, 44-50, 45-50, 46-50, 47-50, 48-50, or 49-50. In some embodiments, the one or more choline or choline derivative-peptide ester formed on the Cys residue comprises a linker-to-a dual GIP/GLP-1 receptor agonist or functional variant thereof ratio of 1-7, 2-8, 3-9, 4-10, 5-11, 6-12, 7-13, 8-14, 9-15, 10-16, 11-17, 12-18, 13-19, 14-20, 15-21, 16-22, 17-23, 18-24, 19-25, 20-26, 21-27, 22-28, 23-29, 24-30, 25-31, 26-32, 27-33, 28-34, 29-35, 30-36, 31-37, 32-38, 33-39, 34-40, 35-41, 36-42, 37-43, 38-44, 39-45, 40-46, 41-47, 42-48, 43-49, or 44-50.

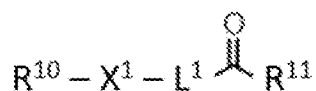
[00586] In some embodiments, the one or more choline or choline derivative-peptide ester formed on the Lys residue comprises a linker-to-a dual GIP/GLP-1 receptor agonist or functional variant thereof ratio of 1, 2, 3, 4, 5, 6, 7, 8, 9, 10, 11, 12, 13, 14, 15, 16, 17, 18, 19, 20, 21, 22, 23, 24, 25, 26, 27, 28, 29, 30, 31, 32, 33, 34, 35, 36, 37, 38, 39, 40, 41, 42, 43, 44, 45, 46, 47, 48, 49, or 50. In some embodiments, the one or more choline or choline derivative-peptide ester formed on the Lys residue comprises a linker-to-a dual GIP/GLP-1 receptor agonist or functional variant thereof ratio of 1-50, 1-49, 1-48, 1-47, 1-46, 1-45, 1-44, 1-43, 1-42, 1-41, 1-40, 1-39, 1-38, 1-37, 1-36, 1-35, 1-34, 1-33, 1-32, 1-31, 1-30, 1-29, 1-28, 1-27, 1-26, 1-25, 1-24, 1-23, 1-22, 1-21, 1-20, 1-19, 1-18, 1-17, 1-16, 1-15, 1-14, 1-13, 1-12, 1-11, 1-10, 1-9, 1-8, 1-7, 1-6, 1-5, 1-4, 1-3, or 1-2. In some embodiments, the one or more choline or choline derivative-peptide ester formed on the Lys residue comprises a linker-to-a dual GIP/GLP-1 receptor agonist or functional variant thereof ratio of 2-50, 3-50, 4-50, 5-50, 6-50, 7-50, 8-50, 9-50, 10-50, 11-50, 12-50, 13-50, 14-50, 15-50, 16-50,

17-50, 18-50, 19-50, 20-50, 21-50, 22-50, 23-50, 24-50, 25-50, 26-50, 27-50, 28-50, 29-50, 30-50, 31-50, 32-50, 33-50, 34-50, 35-50, 36-50, 37-50, 38-50, 39-50, 40-50, 41-50, 42-50, 43-50, 44-50, 45-50, 46-50, 47-50, 48-50, or 49-50. In some embodiments, the one or more choline or choline derivative-peptide ester formed on the Lys residue comprises a linker-to-a dual GIP/GLP-1 receptor agonist or functional variant thereof ratio of 1-3, 2-4, 3-5, 4-6, 5-7, 6-8, 7-9, 8-10, 9-11, 10-12, 11-13, 12-14, 13-15, 14-16, 15-17, 16-18, 17-19, 18-20, 19-21, 20-22, 21-23, 22-24, 23-25, 24-26, 25-27, 26-28, 27-29, 28-30, 29-31, 30-32, 31-33, 32-34, 33-35, 34-36, 35-37, 36-38, 37-39, 38-40, 39-41, 40-42, 41-43, 42-44, 43-45, 44-46, 45-47, 46-48, 47-49, or 48-50.

[00587] In some embodiments, the compound comprises a dual GIP/GLP-1 receptor agonist or functional variant thereof comprising a diacid consisting of 18 or 20 carbons in length. In some embodiments, the compound comprises a dual GIP/GLP-1 receptor agonist or functional variant thereof comprising a diacid consisting of 1, 2, 3, 4, 5, 6, 7, 8, 9, 10, 11, 12, 13, 14, 15, 16, 17, 18, 19, 20, 21, 22, 23, 24, 25, 26, 27, 28, 29, 30, 31, 32, 33, 34, 35, 36, 37, 38, 39, 40, 41, 42, 43, 44, 45, 46, 47, 48, 49, or 50 carbons in length.

[00588] In some embodiments, the diacid comprises a C₂₀ fatty diacid. In some embodiments, the diacid comprises a C₁, C₂, C₃, C₄, C₅, C₆, C₇, C₈, C₉, C₁₀, C₁₁, C₁₂, C₁₃, C₁₄, C₁₅, C₁₆, C₁₇, C₁₈, C₁₉, C₂₀, C₂₁, C₂₂, C₂₃, C₂₄, C₂₅, C₂₆, C₂₇, C₂₈, C₂₉, C₃₀, C₃₁, C₃₂, C₃₃, C₃₄, C₃₅, C₃₆, C₃₇, C₃₈, C₃₉, C₄₀, C₄₁, C₄₂, C₄₃, C₄₄, C₄₅, C₄₆, C₄₇, C₄₈, C₄₉, or C₅₀ fatty diacid.

[00589] In some aspects, provided herein is a compound according to Formula III:




Formula III,

wherein:

R¹⁰ is a therapeutic agent;

R¹¹ is substituted or unsubstituted C₅-C₁₀;

X¹ is - , -S-, or -NH-; and

L¹ is a covalent bond or a linker.

[00590] In some embodiments, the compound comprises a dual GIP/GLP-1 receptor agonist or functional variant thereof comprising one or more R¹¹ linked to a Lys residue, a Cys residue, or any combination thereof.

[00591] In some embodiments, R¹¹ is linked to the Lys residue with a linker-to-a dual GIP/GLP-1 receptor agonist or functional variant thereof ratio of 2-4, R¹¹ is linked to the Cys residue with a linker-to-a dual GIP/GLP-1 receptor agonist or functional variant thereof ratio of 2-8 or with a

linker-to-a dual GIP/GLP-1 receptor agonist or functional variant thereof ratio of 4, or a combination thereof.

[00592] In some embodiments, R¹¹ is linked to the Lys residue with a linker-to-a dual GIP/GLP-1 receptor agonist or functional variant thereof ratio of 1, 2, 3, 4, 5, 6, 7, 8, 9, 10, 11, 12, 13, 14, 15, 16, 17, 18, 19, 20, 21, 22, 23, 24, 25, 26, 27, 28, 29, 30, 31, 32, 33, 34, 35, 36, 37, 38, 39, 40, 41, 42, 43, 44, 45, 46, 47, 48, 49, or 50. In some embodiments, R¹¹ is linked to the Lys residue with a linker-to-a dual GIP/GLP-1 receptor agonist or functional variant thereof ratio of 1-50, 1-49, 1-48, 1-47, 1-46, 1-45, 1-44, 1-43, 1-42, 1-41, 1-40, 1-39, 1-38, 1-37, 1-36, 1-35, 1-34, 1-33, 1-32, 1-31, 1-30, 1-29, 1-28, 1-27, 1-26, 1-25, 1-24, 1-23, 1-22, 1-21, 1-20, 1-19, 1-18, 1-17, 1-16, 1-15, 1-14, 1-13, 1-12, 1-11, 1-10, 1-9, 1-8, 1-7, 1-6, 1-5, 1-4, 1-3, or 1-2. In some embodiments, R¹¹ is linked to the Lys residue with a linker-to-a dual GIP/GLP-1 receptor agonist or functional variant thereof ratio of 2-50, 3-50, 4-50, 5-50, 6-50, 7-50, 8-50, 9-50, 10-50, 11-50, 12-50, 13-50, 14-50, 15-50, 16-50, 17-50, 18-50, 19-50, 20-50, 21-50, 22-50, 23-50, 24-50, 25-50, 26-50, 27-50, 28-50, 29-50, 30-50, 31-50, 32-50, 33-50, 34-50, 35-50, 36-50, 37-50, 38-50, 39-50, 40-50, 41-50, 42-50, 43-50, 44-50, 45-50, 46-50, 47-50, 48-50, or 49-50. In some embodiments, R¹¹ is linked to the Lys residue with a linker-to-a dual GIP/GLP-1 receptor agonist or functional variant thereof ratio of 1-3, 2-4, 3-5, 4-6, 5-7, 6-8, 7-9, 8-10, 9-11, 10-12, 11-13, 12-14, 13-15, 14-16, 15-17, 16-18, 17-19, 18-20, 19-21, 20-22, 21-23, 22-24, 23-25, 24-26, 25-27, 26-28, 27-29, 28-30, 29-31, 30-32, 31-33, 32-34, 33-35, 34-36, 35-37, 36-38, 37-39, 38-40, 39-41, 40-42, 41-43, 42-44, 43-45, 44-46, 45-47, 46-48, 47-49, or 48-50.

[00593] In some embodiments, R¹¹ is linked to the Cys residue with a linker-to-a dual GIP/GLP-1 receptor agonist or functional variant thereof ratio of 1, 2, 3, 4, 5, 6, 7, 8, 9, 10, 11, 12, 13, 14, 15, 16, 17, 18, 19, 20, 21, 22, 23, 24, 25, 26, 27, 28, 29, 30, 31, 32, 33, 34, 35, 36, 37, 38, 39, 40, 41, 42, 43, 44, 45, 46, 47, 48, 49, or 50. In some embodiments, R¹¹ is linked to the Cys residue with a linker-to-a dual GIP/GLP-1 receptor agonist or functional variant thereof ratio of 1-50, 1-49, 1-48, 1-47, 1-46, 1-45, 1-44, 1-43, 1-42, 1-41, 1-40, 1-39, 1-38, 1-37, 1-36, 1-35, 1-34, 1-33, 1-32, 1-31, 1-30, 1-29, 1-28, 1-27, 1-26, 1-25, 1-24, 1-23, 1-22, 1-21, 1-20, 1-19, 1-18, 1-17, 1-16, 1-15, 1-14, 1-13, 1-12, 1-11, 1-10, 1-9, 1-8, 1-7, 1-6, 1-5, 1-4, 1-3, or 1-2. In some embodiments, R¹¹ is linked to the Cys residue with a linker-to-a dual GIP/GLP-1 receptor agonist or functional variant thereof ratio of 2-50, 3-50, 4-50, 5-50, 6-50, 7-50, 8-50, 9-50, 10-50, 11-50, 12-50, 13-50, 14-50, 15-50, 16-50, 17-50, 18-50, 19-50, 20-50, 21-50, 22-50, 23-50, 24-50, 25-50, 26-50, 27-50, 28-50, 29-50, 30-50, 31-50, 32-50, 33-50, 34-50, 35-50, 36-50, 37-50, 38-50, 39-50, 40-50, 41-50, 42-50, 43-50, 44-50, 45-50, 46-50, 47-50, 48-50, or 49-50. In some embodiments, R¹¹ is linked to the Cys residue with a linker-to-a dual GIP/GLP-1 receptor agonist or functional variant thereof ratio of 1-7, 2-8, 3-

9, 4-10, 5-11, 6-12, 7-13, 8-14, 9-15, 10-16, 11-17, 12-18, 13-19, 14-20, 15-21, 16-22, 17-23, 18-24, 19-25, 20-26, 21-27, 22-28, 23-29, 24-30, 25-31, 26-32, 27-33, 28-34, 29-35, 30-36, 31-37, 32-38, 33-39, 34-40, 35-41, 36-42, 37-43, 38-44, 39-45, 40-46, 41-47, 42-48, 43-49, or 44-50.

[00594] In some embodiments, R¹¹ is linked to a dual GIP/GLP-1 receptor agonist or functional variant thereof with a linker-to-a dual GIP/GLP-1 receptor agonist or functional variant thereof ratio of 1, 2, 3, 4, 5, 6, 7, 8, 9, 10, 11, 12, 13, 14, 15, 16, 17, 18, 19, 20, 21, 22, 23, 24, 25, 26, 27, 28, 29, 30, 31, 32, 33, 34, 35, 36, 37, 38, 39, 40, 41, 42, 43, 44, 45, 46, 47, 48, 49, or 50.

[00595] In some embodiments, the compound comprises a dual GIP/GLP-1 receptor agonist or functional variant thereof comprising a dual conjugation. In some embodiments, the dual conjugation comprises a linker-to-a dual GIP/GLP-1 receptor agonist or functional variant thereof ratio of 1-2.

[00596] In some embodiments, the dual conjugation comprises a linker-to-a dual GIP/GLP-1 receptor agonist or functional variant thereof ratio of 1, 2, 3, 4, 5, 6, 7, 8, 9, 10, 11, 12, 13, 14, 15, 16, 17, 18, 19, 20, 21, 22, 23, 24, 25, 26, 27, 28, 29, 30, 31, 32, 33, 34, 35, 36, 37, 38, 39, 40, 41, 42, 43, 44, 45, 46, 47, 48, 49, or 50. In some embodiments, the dual conjugation comprises a linker-to-a dual GIP/GLP-1 receptor agonist or functional variant thereof ratio of 1-50, 1-49, 1-48, 1-47, 1-46, 1-45, 1-44, 1-43, 1-42, 1-41, 1-40, 1-39, 1-38, 1-37, 1-36, 1-35, 1-34, 1-33, 1-32, 1-31, 1-30, 1-29, 1-28, 1-27, 1-26, 1-25, 1-24, 1-23, 1-22, 1-21, 1-20, 1-19, 1-18, 1-17, 1-16, 1-15, 1-14, 1-13, 1-12, 1-11, 1-10, 1-9, 1-8, 1-7, 1-6, 1-5, 1-4, 1-3, or 1-2. In some embodiments, the dual conjugation comprises a linker-to-a dual GIP/GLP-1 receptor agonist or functional variant thereof ratio of 2-50, 3-50, 4-50, 5-50, 6-50, 7-50, 8-50, 9-50, 10-50, 11-50, 12-50, 13-50, 14-50, 15-50, 16-50, 17-50, 18-50, 19-50, 20-50, 21-50, 22-50, 23-50, 24-50, 25-50, 26-50, 27-50, 28-50, 29-50, 30-50, 31-50, 32-50, 33-50, 34-50, 35-50, 36-50, 37-50, 38-50, 39-50, 40-50, 41-50, 42-50, 43-50, 44-50, 45-50, 46-50, 47-50, 48-50, or 49-50. In some embodiments, the dual conjugation comprises a linker-to-a dual GIP/GLP-1 receptor agonist or functional variant thereof ratio of 1-2, 2-3, 3-4, 4-5, 5-6, 6-7, 7-8, 8-9, 9-10, 10-11, 11-12, 12-13, 13-14, 14-15, 15-16, 16-17, 17-18, 18-19, 19-20, 20-21, 21-22, 22-23, 23-24, 24-25, 25-26, 26-27, 27-28, 28-29, 29-30, 30-31, 31-32, 32-33, 33-34, 34-35, 35-36, 36-37, 37-38, 38-39, 39-40, 40-41, 41-42, 42-43, 43-44, 44-45, 45-46, 46-47, 47-48, 48-49, or 49-50.

[00597] In some embodiments, the therapeutic agent is a dual GIP/GLP-1 receptor agonist or functional variant thereof.

[00598] In some embodiments, the therapeutic agent comprises a sequence with at least 40%, 45%, 50%, 55%, 60%, 65%, 70%, 75%, 80%, 85%, 90%, 95%, 96%, 97%, 98%, 99%, 99.1%, 99.2%, 99.3%, 99.4%, 99.5%, 99.6%, 99.7%, 99.8%, or 99.9 sequence identity to the sequence of

SEQ ID NO: 25. In some embodiments, the therapeutic agent comprises the sequence of SEQ ID NO: 25.

[00599] In some embodiments, the therapeutic agent comprises C20 diacid- γ -Glu-(AEEA)₂ attached to a residue of a sequence with at least 40%, 45%, 50%, 55%, 60%, 65%, 70%, 75%, 80%, 85%, 90%, 95%, 96%, 97%, 98%, 99%, 99.1%, 99.2%, 99.3%, 99.4%, 99.5%, 99.6%, 99.7%, 99.8%, or 99.9 sequence identity to the sequence of SEQ ID NO: 25. In some embodiments, the therapeutic agent comprises C20 diacid- γ -Glu-(AEEA)₂ attached to a residue of the sequence of SEQ ID NO: 25. In some embodiments, the therapeutic agent comprises C20 diacid- γ -Glu-(AEEA)₂ attached to the Lys residue at the position 20 from the N-terminus of the sequence of SEQ ID NO: 25.

[00600] In some embodiments, the concentration of the compound as described herein is at least 0.1% weight per volume.

[00601] In some embodiments, the concentration of the compound as described herein is at least 0.01, 0.02, 0.03, 0.04, 0.05, 0.06, 0.07, 0.08, 0.09, 0.1, 0.2, 0.3, 0.4, 0.5, 0.6, 0.7, 0.8, 0.9, 1, 2, 3, 4, 5, 6, 7, 8, 9, 10, 15, 20, 25, 30, 35, 40, 45, 50, 55, 60, 65, 70, 75, 80, 85, 90, 95, or 99 % weight per volume.

[00602] In some embodiments, the concentration of the compound as described herein is at least 0.05M. In some embodiments, the concentration of the compound as described herein is at least 0.01, 0.02, 0.03, 0.04, 0.05, 0.06, 0.07, 0.08, 0.09, 0.1, 0.2, 0.3, 0.4, 0.5, 0.6, 0.7, 0.8, 0.9, 1, 2, 3, 4, 5, 6, 7, 8, 9, 10, 15, 20, 25, 30, 35, 40, 45, 50, 55, 60, 65, 70, 75, 80, 85, 90, 95, or 100 M.

[00603] In some embodiments, the one or more ionic liquid independently comprises a cation selected from the group of the cations listed in Table 2. In some embodiments, the one or more ionic liquid independently comprises an anion selected from the group of the anions listed in Table 1. In some embodiments, the one or more ionic liquid independently comprises an ionic liquid selected from the group of the ionic liquids listed in Table 2.

[00604] In some embodiments, the composition or the pharmaceutical composition as provided herein comprises the composition as provided herein or the compound as provided herein, and the first, the second, the third, the fourth, the fifth, the sixth, the eighth, the ninth, the tenth, or more ionic liquids.

[00605] In some embodiments, the first, the second, the third, the fourth, the fifth, the sixth, the eighth, the ninth, the tenth, or more ionic liquids independently comprises a cation selected from the group consisting of aminoguanidine, choline or choline derivative, carnitine, acetylcholine, ammonium, tetramethyl ammonium, tetraethyl ammonium, tetrabutyl ammonium, and guanidine derivatives. In some embodiments, the first, the second, the third, the fourth, the fifth, the sixth, the

eighth, the ninth, the tenth, or more ionic liquids independently comprises choline or choline derivative, carnitine, or acetylcholine.

[00606] In some embodiments, the first, the second, the third, the fourth, the fifth, the sixth, the eighth, the ninth, the tenth, or more ionic liquids independently comprises an anion selected from the group consisting of (R)- α -Lipoic Acid, 12-Hydroxystearic Acid, 2-(4-Isobutylphenyl)propionic Acid, 2-(4,4-Dimethyl-2-pentanyl)-5,7,7-trimethyloctanoic Acid, 2-Aminoethanesulfonic Acid (Taurine Acid), 2-Hexyldecanoic Acid, 2-Hydroxyhippuric Acid, 3-(4-Hydroxyphenyl)propionic Acid, 3-Methylcrotonic Acid, 3,3-Diphenylpropionic Acid, 3,4-Dihydroxybenzoic Acid (Protocatechuic Acid), 3,7-Dimethyloctanoic Acid, 4-Hydroxybenzenesulfonic Acid, 4-Hydroxybenzoic Acid, 4-Methylhexanoic Acid, 4-Methyloctanoic Acid, 4-Methylvaleric Acid, 5-Norbornene-2-carboxylic Acid, 8-[(2-hydroxybenzoyl)amino]octanoic acid, Abietic Acid, Acetic Acid, Acetylcysteine, Aconitic Acid, Arachidonic Acid, Behenic Acid, Benzoic Acid, Caffeic Acid, Chenodeoxycholic Acid, Cis-Cinnamic acid, Citric Acid, Citronellic Acid, Crotonic Acid, D-(+)-Galactonic Acid, Decanoic Acid, Deoxycholic Acid, Dihydrocaffeic Acid, DL-2-Phenylpropionic (Hydratropic) Acid, DL-Tartaric Acid, DL-Tropic Acid, Eicosanedioic Acid, Eicosapentanoic Acid (EPA), Elaidic Acid, Ellagic Acid, Erucic Acid, Ethylenediaminetetraacetic Acid (EDTA), Formic Acid, Fumaric Acid, Geranic Acid, Glutaric Acid, Glycolic Acid, Heptanoic Acid, Hexanoic Acid, Hydrocinnamic Acid (3-Phenylpropionic Acid), Isobutyric Acid, Isovaleric Acid, L-(+)-Tartaric Acid, L-Ascorbic Acid, L-Aspartic Acid, L-Glutamic Acid, L-Glutathione reduced, Lactic Acid, Lauric Acid, Levulinic Acid, Linoleic Acid, Linolenic Acid, Lithocholic Acid, Maleic Acid, Malic Acid, Malonic Acid, Mandelic acid, Mesaconic Acid, Nicotinic Acid, Nonanoic Acid, Octanoic Acid, Oleic Acid, Oxalic Acid, p-Coumaric Acid, p-Toluenesulfonic Acid, Palmitic Acid, Perillic Acid, Phosphoric Acid, Pimelic Acid, Pivalic Acid, Propionic Acid, Pyroglutamic Acid, Pyruvic Acid, Ricinoleic Acid, Salicylic Acid (2-Hydroxybenzoic Acid), Sinapinic Acid (3,5-Dimethoxy-4-Hydroxycinnamic Acid), Sorbic Acid, Stearic acid, Succinic Acid, Syringic Acid, Tiglic Acid, Trans-2-Decenoic Acid, Trans-2-Hexenoic Acid, Trans-2-Octenoic Acid, Trans-3-Octenoic Acid, Trans-7-Octenoic Acid, Trans-Cinnamic Acid, Trans-Ferulic Acid, Undecanoic Acid, Valeric Acid, Vanillic Acid, and α -Ketoglutaric Acid.

[00607] In some embodiments, the first, the second, the third, the fourth, the fifth, the sixth, the eighth, the ninth, the tenth, or more ionic liquids independently comprises an anion selected from the group consisting of (R)- α -lipoic acid, 2-(4-isobutylphenyl)propionic acid, 2-(4,4-dimethyl-2-pentanyl)-5,7,7-trimethyloctanoic acid, 2-hexyldecanoic acid, 2-hydroxyhippuric acid, 3,7-dimethyloctanoic acid, 4-methylhexanoic acid, 4-methyloctanoic acid, 4-methylvaleric acid, 5-norbornene-2-carboxylic acid, abietic acid, acetic acid, acetylcysteine, arachidonic acid, caffeic

acid, cinnamic acid, citric acid, citronellic acid, crotonic acid, D-(+)-galactonic acid, decanoic acid, deoxycholic acid, eicosapentanoic acid, fumaric acid, geranic acid, glutaric acid, glycolic acid, hexanoic acid, 3-phenylpropionic acid, isovaleric acid, L-(+)-tartaric acid, L-ascorbic acid, L-glutathione reduced, lactic acid, lauric acid, levulinic acid, linoleic acid, linolenic acid, maleic acid, malonic acid, mesaconic acid, mandelic acid, nonanoic acid, octanoic acid, oleic acid, p-toluenesulfonic acid, perillic acid, phosphoric acid, pimelic acid, propionic acid, pyroglutamic acid, pyruvic acid, ricinoleic acid, sorbic acid, syringic acid, trans-2-decenoic acid, trans-2-hexenoic acid, trans-2-octenoic acid, trans-3-octenoic acid, trans-7-octenoic acid, trans-ferulic acid, undecanoic acid, vanillic acid, α -ketoglutaric acid, 3,3-diphenylpropionic acid, 3,4-dihydroxybenzoic acid (protocatechuic acid), 3-(4-hydroxyphenyl)propionic acid, 3-methylcrotonic acid, 4-hydroxybenzenesulfonic acid, 4-hydroxybenzoic acid, aconitic acid, benzoic acid, chenodeoxycholic acid, dihydrocaffeic acid, DL-2-phenylpropionic (hydratropic) acid, DL-tropic acid, eicosanedioic acid, ellagic acid, formic acid, heptanoic acid, isobutyric acid, DL-tartaric acid, lithocholic acid, malic acid, nicotinic acid, p-coumaric acid, palmitic acid, pivalic acid, salicylic acid (2-hydroxybenzoic acid), sinapinic acid (3,5-dimethoxy-4-hydroxycinnamic acid), succinic acid, tiglic acid, valeric acid, stearic acid, and 8-[(2-hydroxybenzoyl)amino]octanoic acid. In some embodiments, the first, the second, the third, the fourth, the fifth, the sixth, the eighth, the ninth, the tenth, or more ionic liquids independently comprises an anion selected from the group consisting of glycolic acid, tartaric acid, malic acid, hydrocinnamic acid, citric acid, cinnamic acid, mandelic acid, mesaconic acid, ricinoleic acid, linoleic acid, and tiglic acid. In some embodiments, the first, the second, the third, the fourth, the fifth, the sixth, the eighth, the ninth, the tenth, or more ionic liquids independently comprises an anion selected from the group consisting of cinnamic acid, mandelic acid, citric acid, ricinoleic acid, linoleic acid, and tiglic acid.

[00608] In some embodiments, the first, the second, the third, the fourth, the fifth, the sixth, the eighth, the ninth, the tenth, or more ionic liquids independently comprises choline or choline derivative-cinnamic acid, choline or choline derivative-mandelic acid, choline or choline derivative-citric acid, choline or choline derivative-ricinoleic acid, choline or choline derivative-linoleic acid, or choline or choline derivative-tiglic acid.

[00609] In some embodiments, the one or more ionic liquid independently comprises carnitine-cinnamic acid, carnitine-mandelic acid, carnitine-citric acid, carnitine-ricinoleic acid, carnitine-linoleic acid, or carnitine-tiglic acid.

[00610] In some embodiments, the one or more ionic liquid independently comprises acetylcholine-cinnamic acid, acetylcholine-mandelic acid, acetylcholine-citric acid, acetylcholine-ricinoleic acid, acetylcholine-linoleic acid, or acetylcholine-tiglic acid.

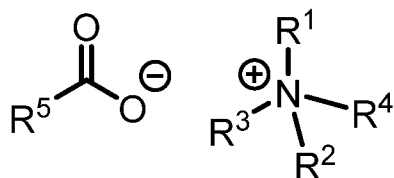
[00611] In some embodiments, the first, the second, the third, the fourth, the fifth, the sixth, the eighth, the ninth, the tenth, or more ionic liquids independently comprises a cation selected from the group of the cations listed in Table 2. In some embodiments, the first, the second, the third, the fourth, the fifth, the sixth, the eighth, the ninth, the tenth, or more ionic liquids independently comprises an anion selected from the group of the anions listed in Table 1. In some embodiments, some embodiments, the first, the second, the third, the fourth, the fifth, the sixth, the eighth, the ninth, the tenth, or more ionic liquids independently comprises an ionic liquid selected from the group of the ionic liquids listed in Table 2.

[00612] In some embodiments, to enhance the hydrophobicity of a dual GIP/GLP-1 receptor agonist or functional variant thereof, a dual GIP/GLP-1 receptor agonist or functional variant thereof is linked to one or more fatty acids or carboxylic acid-containing molecules. In some embodiments, one or more fatty acids or carboxylic acid-containing molecules are linked to a dual GIP/GLP-1 receptor agonist or functional variant thereof via a dual conjugation (or dual covalent conjugation). In some embodiments, one or more fatty acids or carboxylic acid-containing molecules comprise cinnamic acid. In some embodiments, one or more fatty acids or carboxylic acid-containing molecules are cinnamic acid.

[00613] In some embodiments, one or more fatty acids or carboxylic acid-containing molecules are non-covalently associated with a free amine of a dual GIP/GLP-1 receptor agonist or functional variant thereof. In some embodiments, one or more fatty acids or carboxylic acid-containing molecules are non-covalently associated with the N-terminal amine in the peptide backbone of a dual GIP/GLP-1 receptor agonist or functional variant thereof. In some embodiments, one or more fatty acids or carboxylic acid-containing molecules are non-covalently associated with the amine group of a Gln residue, the amine group of an Asn residue, the amine group of an Arg residue, the amine group of a Lys residue, the amine group of a His residue, or a combination thereof of a dual GIP/GLP-1 receptor agonist or functional variant thereof.

[00614] In some embodiments, one or more fatty acids or carboxylic acid-containing molecules are covalently conjugated to a free amine of a dual GIP/GLP-1 receptor agonist or functional variant thereof. In some embodiments, one or more fatty acids or carboxylic acid-containing molecules are covalently conjugated to the N-terminal amine in the peptide backbone of a dual GIP/GLP-1 receptor agonist or functional variant thereof. In some embodiments, one or more fatty acids or carboxylic acid-containing molecules are covalently conjugated to the amine group of a Gln residue, the amine group of an Asn residue, the amine group of an Arg residue, the amine group of a Lys residue, the amine group of a His residue, or a combination thereof of a dual GIP/GLP-1 receptor agonist or functional variant thereof.

[00615] In an aspect, provided herein, *inter alia*, is a compound according to Formula I:



Formula I,

wherein:

R¹, R², and R³ are independently C₁-C₅ alkyl;

R⁴ is C₂-C₅ alkyl, wherein the C₂-C₅ alkyl is unsubstituted or substituted with 1 or more hydroxyl;

R⁵ is a therapeutic agent.

[00616] In some embodiments, R¹, R², and R³ are methyl.

[00617] In some embodiments, R¹, R², and R³ are ethyl.

[00618] In some embodiments, R¹, R², and R³ are propyl.

[00619] In some embodiments, R¹ and R² are methyl, and R³ is ethyl.

[00620] In some embodiments, R¹ and R³ are methyl, and R² is ethyl.

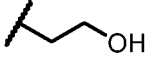
[00621] In some embodiments, R¹ and R² are ethyl, and R³ is methyl.

[00622] In some embodiments, R¹ and R³ are ethyl, and R² is methyl.

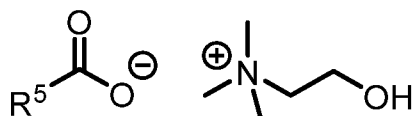
[00623] In some embodiments, R¹ and R² are propyl, and R³ is methyl.

[00624] In some embodiments, R¹ and R³ are propyl, and R² is methyl.

[00625] In some embodiments, R⁴ is C₂-C₅ alkyl substituted with a hydroxyl.

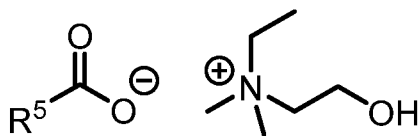
[00626] In some embodiments, R⁴ is .

[00627] In some embodiments, the compound is according to Formula Ia:



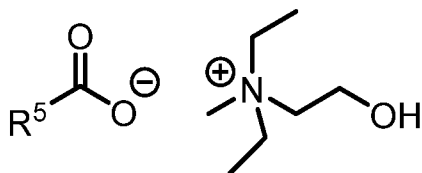
Formula Ia.

[00628] In some embodiments, the compound is according to Formula Ib:



Formula Ib.

[00629] In some embodiments, the compound is according to Formula Ic:



Formula Ic.

[00630] In some embodiments, the therapeutic agent is a dual GIP (glucose-dependent insulinotropic polypeptide)/GLP-1 (Glucagon-like peptide-1) receptor agonist or functional variant thereof.

[00631] In some embodiments, the therapeutic agent comprises a sequence with at least 75% sequence identity to the sequence of SEQ ID NO: 25.

[00632] In some embodiments, the therapeutic agent comprises the sequence of SEQ ID NO: 25.

[00633] In some embodiments, the therapeutic agent comprises C20 diacid- γ -Glu-(AEEA)₂ attached to a residue of a sequence with at least 75% sequence identity to the sequence of SEQ ID NO: 25.

[00634] In some embodiments, the therapeutic agent comprises C20 diacid- γ -Glu-(AEEA)₂ attached to a residue of the sequence of SEQ ID NO: 25.

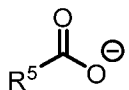
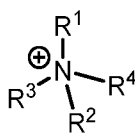
[00635] In some embodiments, the therapeutic agent comprises C20 diacid- γ -Glu-(AEEA)₂ attached to the Lys residue at the position 20 from the N-terminus of the sequence of SEQ ID NO: 25.

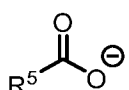
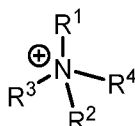
[00636] In some embodiments, the compound comprises a $\text{R}^5\text{-C(=O)O}^-$ to $\text{R}^3\text{-N}^+(\text{R}^1)\text{-R}^2\text{-R}^4$ molar ratio of from about 1:1 to about 1:20.

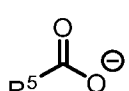
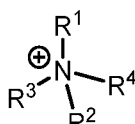
[00637] In some embodiments, the compound comprises a $\text{R}^5\text{-C(=O)O}^-$ to $\text{R}^3\text{-N}^+(\text{R}^1)\text{-R}^2\text{-R}^4$ molar ratio of about 1:1.

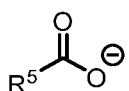
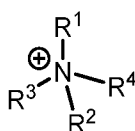
[00638] In some embodiments, the compound comprises a $\text{R}^5\text{-C(=O)O}^-$ to $\text{R}^3\text{-N}^+(\text{R}^1)\text{-R}^2\text{-R}^4$ molar ratio of about 1:2.

[00639] In some embodiments, the compound comprises a $\text{R}^5\text{-C(=O)O}^-$ to $\text{R}^3\text{-N}^+(\text{R}^1)\text{-R}^2\text{-R}^4$ molar ratio of about 1:3.

[00640] In some embodiments, the compound comprises a  to  molar ratio of about 1:4.

[00641] In some embodiments, the compound comprises a  to  molar ratio of about 1:5.

[00642] In some embodiments, the compound comprises a  to  molar ratio of about 1:10.

[00643] In some embodiments, the compound comprises a  to  molar ratio of about 1:20.

[00644] In some embodiments, the compound comprises a dual GIP/GLP-1 receptor agonist or functional variant thereof having a modified structure.

[00645] In some embodiments, the compound comprises a dual GIP/GLP-1 receptor agonist or functional variant thereof having a choline or choline derivative-modified structure.

[00646] In some embodiments, the compound comprises a dual GIP/GLP-1 receptor agonist or functional variant thereof having a cation moiety comprising choline or choline derivative.

[00647] In some embodiments, the compound comprises a dual GIP/GLP-1 receptor agonist or functional variant thereof having a cation moiety comprising a choline or choline derivative-like residue.

[00648] In some embodiments, the compound comprises a dual GIP/GLP-1 receptor agonist or functional variant thereof comprising one or more choline or choline derivative-peptide derivative formed on a Glu residue, an Asp residue, or a combination thereof.

[00649] In some embodiments, the compound comprises a dual GIP/GLP-1 receptor agonist or functional variant thereof comprising a linker comprising one or more gamma glutamate (γ Glu) residues, one or more 8-amino-3,6-dioxaoctanoic acid (OEG) residues, or a combination thereof.

[00650] In some embodiments, the compound comprises a dual GIP/GLP-1 receptor agonist or functional variant thereof comprising a linker comprising one or more gamma glutamate (γ Glu) residues.

[00651] In some embodiments, the compound comprises a dual GIP/GLP-1 receptor agonist or functional variant thereof comprising a choline or choline derivative-peptide ester that is formed on the carboxylic acid of the one or more gamma glutamate residues of the linker.

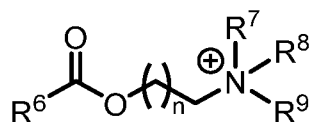
[00652] In some embodiments, the compound comprises a dual GIP/GLP-1 receptor agonist or functional variant thereof comprising a choline or choline derivative-peptide derivative that is formed on the carboxylic acid of the one or more gamma glutamate residues of the linker.

[00653] In some embodiments, the compound comprises a dual GIP/GLP-1 receptor agonist or functional variant thereof comprising a diacid consisting of 18 or 20 carbons in length.

[00654] In some embodiments, the diacid comprises a C₂₀ fatty diacid.

[00655] In some embodiments, the diacid comprises 1,20-icosanedioic acid.

[00656] In another aspect, provided herein is a compound according to Formula II:



Formula II,

wherein:

R⁶ is a therapeutic agent.

R⁷, R⁸, and R⁹ are independently C₁-C₅ alkyl; and

n is 1, 2, 3, 4, or 5.

[00657] In some embodiments, R⁷, R⁸, and R⁹ are methyl.

[00658] In some embodiments, R⁷, R⁸, and R⁹ are ethyl.

[00659] In some embodiments, R⁷, R⁸, and R⁹ are propyl.

[00660] In some embodiments, R⁷ and R⁸ are methyl, and R⁹ is ethyl.

[00661] In some embodiments, R⁷ and R⁹ are methyl, and R⁸ is ethyl.

[00662] In some embodiments, R⁷ and R⁸ are ethyl, and R⁹ is methyl.

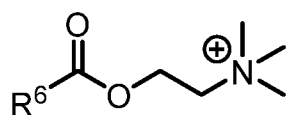
[00663] In some embodiments, R⁷ and R⁹ are ethyl, and R⁸ is methyl.

[00664] In some embodiments, R⁷ and R⁸ are propyl, and R⁹ is methyl.

[00665] In some embodiments, R⁷ and R⁹ are propyl, and R⁸ is methyl.

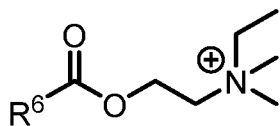
[00666] In some embodiments, n is 1.

[00667] In some embodiments, the compound is according to Formula IIa:



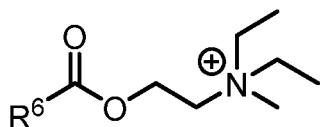
Formula IIa.

[00668] In some embodiments, the compound is according to Formula IIb:



Formula IIb.

[00669] In some embodiments, the compound is according to Formula IIc:



Formula IIc.

[00670] In some embodiments, the therapeutic agent is a dual GIP/GLP-1 receptor agonist or functional variant thereof.

[00671] In some embodiments, the therapeutic agent comprises a sequence with at least 75% sequence identity to the sequence of SEQ ID NO: 25.

[00672] In some embodiments, the therapeutic agent comprises the sequence of SEQ ID NO: 25.

[00673] In some embodiments, the therapeutic agent comprises C₂₀ diacid- γ -Glu-(AEEA)₂ attached to a residue of a sequence with at least 75% sequence identity to the sequence of SEQ ID NO: 25.

[00674] In some embodiments, the therapeutic agent comprises C₂₀ diacid- γ -Glu-(AEEA)₂ attached to a residue of the sequence of SEQ ID NO: 25.

[00675] In some embodiments, the therapeutic agent comprises C₂₀ diacid- γ -Glu-(AEEA)₂ attached to the Lys residue at the position 20 from the N-terminus of the sequence of SEQ ID NO: 25.

[00676] In some embodiments, the compound comprises a dual GIP/GLP-1 receptor agonist or functional variant thereof having a choline or choline derivative-modified structure.

[00677] In some embodiments, the compound comprises a dual GIP/GLP-1 receptor agonist or functional variant thereof having a cation moiety comprising choline or choline derivative.

[00678] In some embodiments, the compound comprises a dual GIP/GLP-1 receptor agonist or functional variant thereof having a choline or choline derivative-modified ester structure.

[00679] In some embodiments, the compound comprises a dual GIP/GLP-1 receptor agonist or functional variant thereof having a cation moiety comprising a choline or choline derivative-like residue.

[00680] In some embodiments, the compound comprises a dual GIP/GLP-1 receptor agonist or functional variant thereof comprising one or more choline or choline derivative-peptide ester formed on a Cys residue, a Lys residue, or any combination thereof.

[00681] In some embodiments, the one or more choline or choline derivative-peptide ester formed

on the Cys residue comprises a linker-to-the dual GIP/GLP-1 receptor agonist or functional variant thereof ratio of 2-8, the one or more choline or choline derivative-peptide ester formed on the Lys residue comprises a linker-to-the dual GIP/GLP-1 receptor agonist or functional variant thereof ratio of 2-4, or a combination thereof.

[00682] In some embodiments, the compound comprises a dual GIP/GLP-1 receptor agonist or functional variant thereof comprising a linker comprising one or more gamma glutamate (γ Glu) residues, one or more 8-amino-3,6-dioxaoctanoic acid (OEG) residues, or a combination thereof.

[00683] In some embodiments, the compound comprises a dual GIP/GLP-1 receptor agonist or functional variant thereof comprising a linker comprising one or more gamma glutamate (γ Glu) residues.

[00684] In some embodiments, the compound comprises a dual GIP/GLP-1 receptor agonist or functional variant thereof comprising a choline or choline derivative-peptide derivative that is formed on the carboxylic acid of the one or more gamma glutamate residues of the linker.

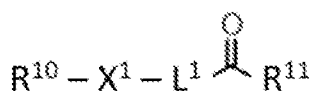
[00685] In some embodiments, the compound comprises a dual GIP/GLP-1 receptor agonist or functional variant thereof comprising a choline or choline derivative-peptide ester that is formed on the carboxylic acid of the one or more gamma glutamate residues of the linker.

[00686] In some embodiments, the compound comprises a dual GIP/GLP-1 receptor agonist or functional variant thereof comprising a diacid consisting of 18 or 20 carbons in length.

[00687] In some embodiments, the diacid comprises a C₂₀ fatty diacid.

[00688] In some embodiments, the diacid comprises 1,20-icosanedioic acid.

[00689] In another aspect, provided herein is a compound according to Formula III:




Formula III,

wherein:

R¹⁰ is a therapeutic agent;

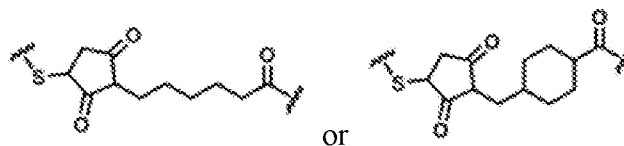
R¹¹ is substituted or unsubstituted C₅-C₁₀;

X¹ is - , -S-, or -NH-; and

L¹ is a covalent bond or a linker.

[00690] In some embodiments, L¹ is a non-cleavable linker.

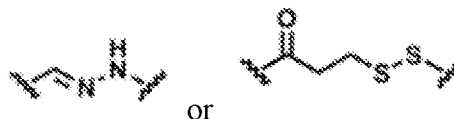
[00691] In some embodiments, L¹ comprises a maleimide alkane linker or a maleimide cyclohexane linker.



[00692] In some embodiments, L^1 comprises

[00693] In some embodiments, L^1 is a chemically cleavable linker.

[00694] In some embodiments, L^1 comprises a hydrazone linker or a disulfide linker.



[00695] In some embodiments, L^1 comprises

[00696] In some embodiments, R^{11} is substituted or unsubstituted C_{10} .

[00697] In some embodiments, the therapeutic agent is a dual GIP/GLP-1 receptor agonist or functional variant thereof.

[00698] In some embodiments, the therapeutic agent comprises a sequence with at least 75% sequence identity to the sequence of SEQ ID NO: 25.

[00699] In some embodiments, the therapeutic agent comprises the sequence of SEQ ID NO: 25.

[00700] In some embodiments, the therapeutic agent comprises C20 diacid- γ -Glu-(AEEA)₂ attached to a residue of a sequence with at least 75% sequence identity to the sequence of SEQ ID NO: 25.

[00701] In some embodiments, the therapeutic agent comprises C20 diacid- γ -Glu-(AEEA)₂ attached to a residue of the sequence of SEQ ID NO: 25.

[00702] In some embodiments, the therapeutic agent comprises C20 diacid- γ -Glu-(AEEA)₂ attached to the Lys residue at the position 20 from the N-terminus of the sequence of SEQ ID NO: 25.

[00703] In some embodiments, the compound comprises a dual GIP/GLP-1 receptor agonist or functional variant thereof having a choline or choline derivative-modified structure.

[00704] In some embodiments, the compound comprises a dual GIP/GLP-1 receptor agonist or functional variant thereof having a cation moiety comprising choline or choline derivative.

[00705] In some embodiments, the compound comprises a dual GIP/GLP-1 receptor agonist or functional variant thereof having a choline or choline derivative-modified ester structure.

[00706] In some embodiments, the compound comprises a dual GIP/GLP-1 receptor agonist or functional variant thereof having a cation moiety comprising a choline or choline derivative-like residue.

[00707] In some embodiments, the compound comprises a dual GIP/GLP-1 receptor agonist or functional variant thereof comprising one or more R^{11} linked to a Lys residue, a Cys residue, or any combination thereof.

[00708] In some embodiments, R¹¹ is linked to the Lys residue with a linker-to-the dual GIP/GLP-1 receptor agonist or functional variant thereof ratio of 2-4, R¹¹ is linked to the Cys residue with a linker-to-the dual GIP/GLP-1 receptor agonist or functional variant thereof ratio of 2-8 or with a linker-to-the dual GIP/GLP-1 receptor agonist or functional variant thereof ratio of 4, or a combination thereof.

[00709] In some embodiments, the compound comprises a dual GIP/GLP-1 receptor agonist or functional variant thereof comprising a dual conjugation.

[00710] In some embodiments, the dual conjugation comprises a linker-to-the dual GIP/GLP-1 receptor agonist or functional variant thereof ratio of 1-2.

[00711] In some embodiments, the compound comprises a dual GIP/GLP-1 receptor agonist or functional variant thereof comprising a linker comprising one or more gamma glutamate (γ Glu) residues, one or more 8-amino-3,6-dioxaoctanoic acid (OEG) residues, or a combination thereof.

[00712] In some embodiments, the compound comprises a dual GIP/GLP-1 receptor agonist or functional variant thereof comprising a linker comprising one or more gamma glutamate (γ Glu) residues.

[00713] In some embodiments, the compound comprises a dual GIP/GLP-1 receptor agonist or functional variant thereof comprising a choline or choline derivative-peptide derivative that is formed on the carboxylic acid of the one or more gamma glutamate residues of the linker.

[00714] In some embodiments, the compound comprises a dual GIP/GLP-1 receptor agonist or functional variant thereof comprising a choline or choline derivative-peptide ester that is formed on the carboxylic acid of the one or more gamma glutamate residues of the linker.

[00715] In some embodiments, the compound comprises a dual GIP/GLP-1 receptor agonist or functional variant thereof comprising a diacid consisting of 18 or 20 carbons in length.

[00716] In some embodiments, the diacid comprises a C₂₀ fatty diacid.

[00717] In some embodiments, the diacid comprises 1,20-icosanedioic acid.

[00718] In another aspect, provided herein is a composition comprising the compound as described herein, and one or more ionic liquid.

[00719] In some embodiments, the one or more ionic liquid independently comprises a cation selected from the group consisting of aminoguanidine, choline or choline derivative, carnitine, acetylcholine, ammonium, tetramethyl ammonium, tetraethyl ammonium, tetrabutyl ammonium, and guanidine derivatives.

[00720] In some embodiments, the one or more ionic liquid independently comprises choline or choline derivative, carnitine, or acetylcholine.

[00721] In some embodiments, the one or more ionic liquid independently comprises an anion

selected from the group consisting of (R)- α -Lipoic Acid, 12-Hydroxystearic Acid, 2-(4-Isobutylphenyl)propionic Acid, 2-(4,4-Dimethyl-2-pentanyl)-5,7,7-trimethyloctanoic Acid, 2-Aminoethanesulfonic Acid (Taurine Acid), 2-Hexyldecanoic Acid, 2-Hydroxyhippuric Acid, 3-(4-Hydroxyphenyl)propionic Acid, 3-Methylcrotonic Acid, 3,3-Diphenylpropionic Acid, 3,4-Dihydroxybenzoic Acid (Protocatechuic Acid), 3,7-Dimethyloctanoic Acid, 4-Hydroxybenzenesulfonic Acid, 4-Hydroxybenzoic Acid, 4-Methylhexanoic Acid, 4-Methyloctanoic Acid, 4-Methylvaleric Acid, 5-Norbornene-2-carboxylic Acid, 8-[(2-hydroxybenzoyl)amino]octanoic acid, Abietic Acid, Acetic Acid, Acetylcysteine, Aconitic Acid, Arachidonic Acid, Behenic Acid, Benzoic Acid, Caffeic Acid, Chenodeoxycholic Acid, Cis-Cinnamic acid, Citric Acid, Citronellic Acid, Crotonic Acid, D-(+)-Galactonic Acid, Decanoic Acid, Deoxy-cholic Acid, Dihydrocaffeic Acid, DL-2-Phenylpropionic (Hydratropic) Acid, DL-Tartaric Acid, DL-Tropic Acid, Eicosanedioic Acid, Eicosapentanoic Acid (EPA), Elaidic Acid, Ellagic Acid, Erucic Acid, Ethylenediaminetetraacetic Acid (EDTA), Formic Acid, Fumaric Acid, Geranic Acid, Glutaric Acid, Glycolic Acid, Heptanoic Acid, Hexanoic Acid, Hydrocinnamic Acid (3-Phenylpropionic Acid), Isobutyric Acid, Isovaleric Acid, L-(+)-Tartaric Acid, L-Ascorbic Acid, L-Aspartic Acid, L-Glutamic Acid, L-Glutathione reduced, Lactic Acid, Lauric Acid, Levulinic Acid, Linoleic Acid, Linolenic Acid, Lithocholic Acid, Maleic Acid, Malic Acid, Malonic Acid, Mandelic acid, Mesaconic Acid, Nicotinic Acid, Nonanoic Acid, Octanoic Acid, Oleic Acid, Oxalic Acid, p-Coumaric Acid, p-Toluenesulfonic Acid, Palmitic Acid, Perillic Acid, Phosphoric Acid, Pimelic Acid, Pivalic Acid, Propionic Acid, Pyroglutamic Acid, Pyruvic Acid, Ricinoleic Acid, Salicylic Acid (2-Hydroxybenzoic Acid), Sinapinic Acid (3,5-Dimethoxy-4-Hydroxycinnamic Acid), Sorbic Acid, Stearic acid, Succinic Acid, Syringic Acid, Tiglic Acid, Trans-2-Decenoic Acid, Trans-2-Hexenoic Acid, Trans-2-Octenoic Acid, Trans-3-Octenoic Acid, Trans-7-Octenoic Acid, Trans-Cinnamic Acid, Trans-Ferulic Acid, Undecanoic Acid, Valeric Acid, Vanillic Acid, and α -Ketoglutaric Acid.

[00722] In some embodiments, the one or more ionic liquid independently comprises an anion selected from the group consisting of glycolic acid, tartaric acid, malic acid, hydrocinnamic acid, citric acid, cinnamic acid, mandelic acid, mesaconic acid, ricinoleic acid, linoleic acid, and tiglic acid.

[00723] In some embodiments, the one or more ionic liquid independently comprises an anion selected from the group consisting of cinnamic acid, mandelic acid, citric acid, ricinoleic acid, linoleic acid, and tiglic acid.

[00724] In some embodiments, the one or more ionic liquid independently comprises choline or choline derivative-cinnamic acid, choline or choline derivative-mandelic acid, choline or choline

derivative-citric acid, choline or choline derivative-ricinoleic acid, choline or choline derivative-linoleic acid, or choline or choline derivative-tiglic acid.

[00725] In some embodiments, the one or more ionic liquid independently comprises carnitine-cinnamic acid, carnitine-mandelic acid, carnitine-citric acid, carnitine-ricinoleic acid, carnitine-linoleic acid, or carnitine-tiglic acid.

[00726] In some embodiments, the one or more ionic liquid independently comprises acetylcholine-cinnamic acid, acetylcholine-mandelic acid, acetylcholine-citric acid, acetylcholine-ricinoleic acid, acetylcholine-linoleic acid, or acetylcholine-tiglic acid.

[00727] In some embodiments, the composition as described herein further comprises at least one permeation enhancer.

[00728] In some embodiments, the at least one permeation enhancer is selected from the group consisting of salcaprozate sodium (SNAC), sodium caprylate, sodium caprate, a bile salt, ethylenediaminetetraacetic acid (EDTA), ethylene glycol-bis-(2-aminoethylether)-N,N,N',N'-tetraacetic acid (EGTA), and 3-[N,N-Dimethyl(3-palmitoylamino)propyl]-ammonio]-propanesulfonate (PPS), and any combination thereof.

[00729] In some embodiments, the bile salt is selected from the group consisting of sodium deoxycholate, sodium chenodeoxycholate, sodium taurodeoxycholate, and a combination thereof.

[00730] In some embodiments, the composition as described herein further comprises at least one pharmaceutically acceptable excipient.

[00731] In another aspect, provided herein is a composition comprising a dual GIP/GLP-1 receptor agonist or functional variant thereof and one or more ionic liquid.

[00732] In some embodiments, the one or more ionic liquid independently comprises a cation selected from the group consisting of aminoguanidine, choline or choline derivative, carnitine, acetylcholine, ammonium, tetramethyl ammonium, tetraethyl ammonium, tetrabutyl ammonium, and guanidine derivatives.

[00733] In some embodiments, the one or more ionic liquid independently comprises choline or choline derivative, carnitine, or acetylcholine.

[00734] In some embodiments, the one or more ionic liquid independently comprises an anion selected from the group consisting of (R)- α -Lipoic Acid, 12-Hydroxystearic Acid, 2-(4-Isobutylphenyl)propionic Acid, 2-(4,4-Dimethyl-2-pentanyl)-5,7,7-trimethyloctanoic Acid, 2-Aminoethanesulfonic Acid (Taurine Acid), 2-Hexyldecanoic Acid, 2-Hydroxyhippuric Acid, 3-(4-Hydroxyphenyl)propionic Acid, 3-Methylcrotonic Acid, 3,3-Diphenylpropionic Acid, 3,4-Dihydroxybenzoic Acid (Protocatechuic Acid), 3,7-Dimethyloctanoic Acid, 4-Hydroxybenzenesulfonic Acid, 4-Hydroxybenzoic Acid, 4-Methylhexanoic Acid, 4-

Methyloctanoic Acid, 4-Methylvaleric Acid, 5-Norbornene-2-carboxylic Acid, 8-[(2-hydroxybenzoyl)amino]octanoic acid, Abietic Acid, Acetic Acid, Acetylcysteine, Aconitic Acid, Arachidonic Acid, Behenic Acid, Benzoic Acid, Caffeic Acid, Chenodeoxycholic Acid, Cis-Cinnamic acid, Citric Acid, Citronellic Acid, Crotonic Acid, D-(+)-Galactonic Acid, Decanoic Acid, Deoxy-cholic Acid, Dihydrocaffeic Acid, DL-2-Phenylpropionic (Hydratropic) Acid, DL-Tartaric Acid, DL-Tropic Acid, Eicosanedioic Acid, Eicosapentanoic Acid (EPA), Elaidic Acid, Ellagic Acid, Erucic Acid, Ethylenediaminetetraacetic Acid (EDTA), Formic Acid, Fumaric Acid, Geranic Ac-id, Glutaric Acid, Glycolic Acid, Heptanoic Acid, Hexanoic Acid, Hydrocinnamic Acid (3-Phenylpropionic Acid), Isobutyric Acid, Isovaleric Acid, L-(+)-Tartaric Acid, L-Ascorbic Acid, L-Aspartic Acid, L-Glutamic Acid, L-Glutathione reduced, Lactic Acid, Lauric Acid, Levulinic Acid, Linoleic Acid, Linolenic Acid, Lithocholic Acid, Maleic Acid, Malic Acid, Malonic Acid, Mandelic acid, Mesoconic Acid, Nicotinic Acid, Nonanoic Acid, Octanoic Acid, Oleic Acid, Oxalic Acid, p-Coumaric Acid, p-Toluenesulfonic Acid, Palmitic Acid, Perillic Acid, Phosphoric Acid, Pimelic Acid, Pivalic Acid, Propionic Acid, Pyroglutamic Acid, Pyruvic Acid, Ricinoleic Acid, Salicylic Acid (2-Hydroxybenzoic Acid), Sinapinic Acid (3,5-Dimethoxy-4-Hydroxycinnamic Acid), Sorbic Acid, Stearic acid, Succinic Acid, Syringic Acid, Tiglic Acid, Trans-2-Decenoic Acid, Trans-2-Hexenoic Acid, Trans-2-Octenoic Acid, Trans-3-Octenoic Acid, Trans-7-Octenoic Acid, Trans-Cinnamic Acid, Trans-Ferulic Acid, Undecanoic Acid, Valeric Acid, Vanillic Acid, and α -Ketoglutaric Acid.

[00735] In some embodiments, the one or more ionic liquid independently comprises an anion selected from the group consisting of glycolic acid, tartaric acid, malic acid, hydrocinnamic acid, citric acid, cinnamic acid, mandelic acid, mesaconic acid, ricinoleic acid, linoleic acid, and tiglic acid.

[00736] In some embodiments, the one or more ionic liquid independently comprises an anion selected from the group consisting of cinnamic acid, mandelic acid, citric acid, ricinoleic acid, linoleic acid, and tiglic acid.

[00737] In some embodiments, the one or more ionic liquid independently comprises choline or choline derivative-cinnamic acid, choline or choline derivative-mandelic acid, choline or choline derivative-citric acid, choline or choline derivative-ricinoleic acid, choline or choline derivative-linoleic acid, or choline or choline derivative-tiglic acid.

[00738] In some embodiments, the one or more ionic liquid independently comprises carnitine-cinnamic acid, carnitine-mandelic acid, carnitine-citric acid, carnitine-ricinoleic acid, carnitine-linoleic acid, or carnitine-tiglic acid.

[00739] In some embodiments, the one or more ionic liquid independently comprises

acetylcholine-cinnamic acid, acetylcholine-mandelic acid, acetylcholine-citric acid, acetylcholine-ricinoleic acid, acetylcholine-linoleic acid, or acetylcholine-tiglic acid.

[00740] In some embodiments, the solubility of a dual GIP/GLP-1 receptor agonist or functional variant thereof is increased relative to a dual GIP/GLP-1 receptor agonist or functional variant thereof in a composition without a ionic liquid.

[00741] In some embodiments, the delivery efficiency of a dual GIP/GLP-1 receptor agonist or functional variant thereof in a subject in need thereof is enhanced or improved when administered to the subject, relative to a dual GIP/GLP-1 receptor agonist or functional variant thereof in a composition without a ionic liquid.

[00742] In some embodiments, the composition further comprises at least one permeation enhancer.

[00743] In some embodiments, the at least one permeation enhancer is selected from the group consisting of salcaprozate sodium (SNAC), sodium caprylate, sodium caprate, a bile salt, ethylenediaminetetraacetic acid (EDTA), ethylene glycol-bis-(2-aminoethylether)-N,N,N',N'-tetraacetic acid (EGTA), and 3-[N,N-Dimethyl(3-palmitoylaminopropyl)-ammonio]-propanesulfonate (PPS), and any combination thereof.

[00744] In some embodiments, the bile salt is selected from the group consisting of sodium deoxycholate, sodium chenodeoxycholate, sodium taurodeoxycholate, and a combination thereof.

[00745] In another aspect, provided herein is a pharmaceutical composition comprising the compound as described herein or the composition as described herein, and at least one pharmaceutically acceptable excipient.

[00746] In some embodiments, the pharmaceutical composition further comprises at least one permeation enhancer.

[00747] In some embodiments, the at least one permeation enhancer is selected from the group consisting of salcaprozate sodium (SNAC), sodium caprylate, sodium caprate, a bile salt, ethylenediaminetetraacetic acid (EDTA), ethylene glycol-bis-(2-aminoethylether)-N,N,N',N'-tetraacetic acid (EGTA), and 3-[N,N-Dimethyl(3-palmitoylaminopropyl)-ammonio]-propanesulfonate (PPS), and any combination thereof.

[00748] In some embodiments, the bile salt is selected from the group consisting of sodium deoxycholate, sodium chenodeoxycholate, sodium taurodeoxycholate, and a combination thereof.

[00749] In another aspect, provided herein is a method of treating a disease or disorder in a subject in need thereof, comprising administering to the subject a therapeutically effective amount of the compound as described herein, the composition as described herein, or the pharmaceutical composition as described herein, wherein the administering is effective to treat the disease or

disorder in the subject.

[00750] In some embodiments, the disease or disorder is a metabolic disease or disorder.

[00751] In some embodiments, the disease or disorder is diabetes mellitus.

[00752] In some embodiments, the disease or disorder is type 2 diabetes mellitus (T2DM).

[00753] In some embodiments, the disease or disorder is obesity or overweight.

[00754] In some embodiments, the administration activates GIP receptor signaling, GLP-1 receptor signaling, or a combination thereof.

[00755] In some embodiments, the administration increases or improves glucose-dependent insulin secretion, improves glucose tolerance, or a combination thereof.

[00756] In some embodiments, the administration increases or improves blood sugar control.

[00757] In some embodiments, the administration decreases or reduces fasting serum glucose.

[00758] In some embodiments, the administration decreases or reduces body weight, decreases or reduces food intake, or a combination thereof.

[00759] In some embodiments, the administration delivers improvement in glycaemic control, body weight, or a combination thereof.

[00760] In some embodiments, the composition, the compound, or the pharmaceutical composition is administered via subcutaneous, intravenous, or oral administration.

[00761] In some embodiments, the composition, the compound, or the pharmaceutical composition is administered orally.

[00762] In some embodiments, the composition, the compound, or the pharmaceutical composition is administered as a liquid-filled capsule.

[00763] In some embodiments, the composition, the compound, or the pharmaceutical composition is administered in multiple doses.

[00764] In some embodiments, the composition, the compound, or the pharmaceutical composition is administered in a single dose.

[00765] In some embodiments, the composition, the compound, or the pharmaceutical composition is administered to a mucus membrane.

[00766] In some embodiments, the composition, the compound, or the pharmaceutical composition is administered via subcutaneous, intravenous, or oral administration.

[00767] In some embodiments, the concentration of the compound as described herein is at least 0.1% weight per volume.

[00768] In some embodiments, the concentration of the compound as described herein is at least 0.05M.

[00769] In some embodiments, the composition further comprises one or more additional agents.

[00770] In some embodiments, the one or more additional agent is selected from the group consisting of a nucleic acid, a small molecule, and a polypeptide.

[00771] In some embodiments, the one or more additional agent is a nucleic acid.

[00772] In some embodiments, the one or more additional agent is a small molecule.

[00773] In some embodiments, the one or more additional agent is a polypeptide.

[00774] In some embodiments, the one or more additional agent is a polypeptide.

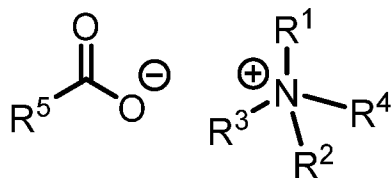
[00775] In some embodiments, the one or more additional agents is a therapeutic that treats a metabolic disease or disorder.

[00776] In some embodiments, the one or more additional agents is a therapeutic that treats diabetes mellitus.

[00777] In some embodiments, the one or more additional agents is a therapeutic that treats type 2 diabetes mellitus (T2DM).

[00778] In some embodiments, the one or more additional agents is a therapeutic that treats obesity or overweight.

[00779] In another aspect, provided herein is a method of increasing the solubility of a dual GIP/GLP-1 receptor agonist or functional variant thereof comprising preparing a composition comprising a compound according to Formula I:



Formula I,

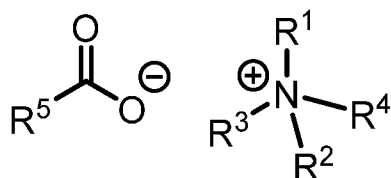
wherein:

R¹, R², and R³ are independently C₁-C₅ alkyl;

R⁴ is C₂-C₅ alkyl, wherein the C₂-C₅ alkyl is unsubstituted or substituted with 1 or more hydroxyl;
and

R⁵ is a dual GIP/GLP-1 receptor agonist or functional variant thereof.

[00780] In another aspect, provided herein is a method of enhancing or improving the delivery efficiency of a dual GIP/GLP-1 receptor agonist or functional variant thereof in a subject in need thereof comprising preparing a composition comprising a compound according to Formula I:



Formula I,

wherein:

R¹, R², and R³ are independently C₁-C₅ alkyl;

R⁴ is C₂-C₅ alkyl, wherein the C₂-C₅ alkyl is unsubstituted or substituted with 1 or more hydroxyl;
and

R⁵ is a dual GIP/GLP-1 receptor agonist or functional variant thereof; and
administering the composition to the subject.

[00781] In some embodiments, R¹, R², and R³ are methyl.

[00782] In some embodiments, R¹, R², and R³ are ethyl.

[00783] In some embodiments, R¹, R², and R³ are propyl.

[00784] In some embodiments, R¹ and R² are methyl, and R³ is ethyl.

[00785] In some embodiments, R¹ and R³ are methyl, and R² is ethyl.

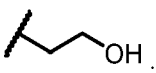
[00786] In some embodiments, R¹ and R² are ethyl, and R³ is methyl.

[00787] In some embodiments, R¹ and R³ are ethyl, and R² is methyl.

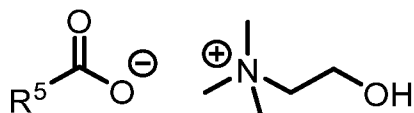
[00788] In some embodiments, R¹ and R² are propyl, and R³ is methyl.

[00789] In some embodiments, R¹ and R³ are propyl, and R² is methyl.

[00790] In some embodiments, R⁴ is C₂-C₅ alkyl substituted with a hydroxyl.

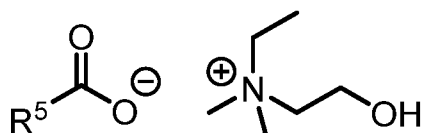
[00791] In some embodiments, R⁴ is .

[00792] In some embodiments, the compound is according to Formula Ia:



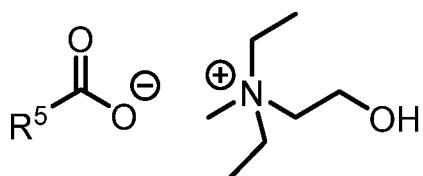
Formula Ia.

[00793] In some embodiments, the compound is according to Formula Ib:



Formula Ib.

[00794] In some embodiments, the compound is according to Formula Ic:



Formula Ic.

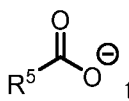
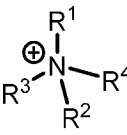
[00795] In some embodiments, R⁵ comprises a sequence with at least 75% sequence identity to the sequence of SEQ ID NO: 25.

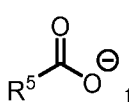
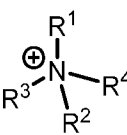
[00796] In some embodiments, R⁵ comprises the sequence of SEQ ID NO: 25.

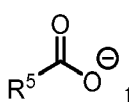
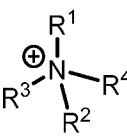
[00797] In some embodiments, R⁵ comprises C20 diacid- γ -Glu-(AEEA)₂ attached to a residue of a sequence with at least 75% sequence identity to the sequence of SEQ ID NO: 25.

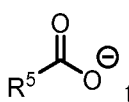
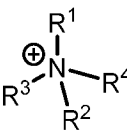
[00798] In some embodiments, R⁵ comprises C20 diacid- γ -Glu-(AEEA)₂ attached to a residue of the sequence of SEQ ID NO: 25.

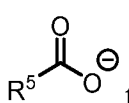
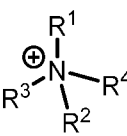
[00799] In some embodiments, R⁵ comprises C20 diacid- γ -Glu-(AEEA)₂ attached to the Lys residue at the position 20 from the N-terminus of the sequence of SEQ ID NO: 25.

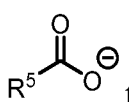
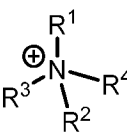
[00800] In some embodiments, the compound comprises a  to  molar ratio of from about 1:1 to about 1:20.

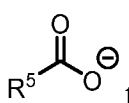
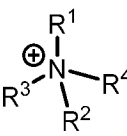
[00801] In some embodiments, the compound comprises a  to  molar ratio of about 1:1.

[00802] In some embodiments, the compound comprises a  to  molar ratio of about 1:2.

[00803] In some embodiments, the compound comprises a  to  molar ratio of about 1:3.

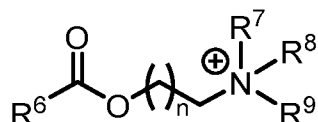
[00804] In some embodiments, the compound comprises a  to  molar ratio of about 1:4.

[00805] In some embodiments, the compound comprises a  to  molar ratio of about 1:5.

[00806] In some embodiments, the compound comprises a  to  molar ratio of about 1:10.

[00807] In some embodiments, the compound comprises a $\text{R}^5\text{C}(=\text{O})\text{O}^-$ to $\text{R}^1\text{N}^+\text{R}^2\text{R}^3\text{R}^4$ molar ratio of about 1:20.

[00808] In another aspect, provided herein is a method of increasing the solubility of a dual GIP/GLP-1 receptor agonist or functional variant thereof comprising preparing a composition comprising a compound according to Formula II:



Formula II,

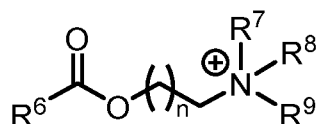
wherein:

R^6 is a dual GIP/GLP-1 receptor agonist or functional variant thereof;

R^7 , R^8 , and R^9 are independently unsubstituted or substituted $\text{C}_1\text{-C}_5$ alkyl; and

n is 1, 2, 3, 4, or 5.

[00809] In another aspect, provided herein is a method of enhancing or improving the delivery efficiency a dual GIP/GLP-1 receptor agonist or functional variant thereof in a subject in need thereof comprising preparing a composition comprising compound according to Formula II:



Formula II,

wherein:

R^6 is a dual GIP/GLP-1 receptor agonist or functional variant thereof;

R^7 , R^8 , and R^9 are independently unsubstituted or substituted $\text{C}_1\text{-C}_5$ alkyl; and

n is 1, 2, 3, 4, or 5, and

administering the composition to the subject.

[00810] In some embodiments, R^7 , R^8 , and R^9 are methyl.

[00811] In some embodiments, R^7 , R^8 , and R^9 are ethyl.

[00812] In some embodiments, R^7 , R^8 , and R^9 are propyl.

[00813] In some embodiments, R^7 and R^8 are methyl, and R^9 is ethyl.

[00814] In some embodiments, R^7 and R^9 are methyl, and R^8 is ethyl.

[00815] In some embodiments, R^7 and R^8 are ethyl, and R^9 is methyl.

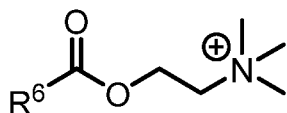
[00816] In some embodiments, R^7 and R^9 are ethyl, and R^8 is methyl.

[00817] In some embodiments, R^7 and R^8 are propyl, and R^9 is methyl.

[00818] In some embodiments, R⁷ and R⁹ are propyl, and R⁸ is methyl.

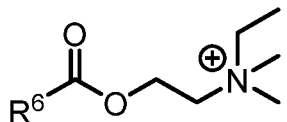
[00819] In some embodiments, n is 1.

[00820] In some embodiments, the compound is according to Formula IIa:



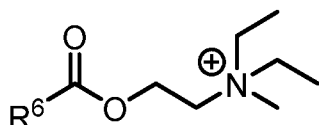
Formula IIa.

[00821] In some embodiments, the compound is according to Formula IIb:



Formula IIb.

[00822] In some embodiments, the compound is according to Formula IIc:



Formula IIc.

[00823] In some embodiments, R⁶ comprises a sequence with at least 75% sequence identity to the sequence of SEQ ID NO: 25.

[00824] In some embodiments, R⁶ comprises the sequence of SEQ ID NO: 25.

[00825] In some embodiments, R⁶ comprises C20 diacid- γ -Glu-(AEEA)₂ attached to a residue of a sequence with at least 75% sequence identity to the sequence of SEQ ID NO: 25.

[00826] In some embodiments, R⁶ comprises C20 diacid- γ -Glu-(AEEA)₂ attached to a residue of the sequence of SEQ ID NO: 25.

[00827] In some embodiments, R⁶ comprises C20 diacid- γ -Glu-(AEEA)₂ attached to the Lys residue at the position 20 from the N-terminus of the sequence of SEQ ID NO: 25.

[00828] In some embodiments, the composition further comprises one or more ionic liquid.

[00829] In some embodiments, the one or more ionic liquid independently comprises a cation selected from the group consisting of aminoguanidine, choline or choline derivative, carnitine, acetylcholine, ammonium, tetramethyl ammonium, tetraethyl ammonium, tetrabutyl ammonium, and guanidine derivatives.

[00830] In some embodiments, the one or more ionic liquid independently comprises choline or choline derivative, carnitine, or acetylcholine.

[00831] In some embodiments, the one or more ionic liquid independently comprises an anion selected from the group consisting of (R)- α -Lipoic Acid, 12-Hydroxystearic Acid, 2-(4-

Isobutylphenyl)propionic Acid, 2-(4,4-Dimethyl-2-pentanyl)-5,7,7-trimethyloctanoic Acid, 2-Aminoethanesulfonic Acid (Taurine Acid), 2-Hexyldecanoic Acid, 2-Hydroxyhippuric Acid, 3-(4-Hydroxyphenyl)propionic Acid, 3-Methylcrotonic Acid, 3,3-Diphenylpropionic Acid, 3,4-Dihydroxybenzoic Acid (Protocatechuic Acid), 3,7-Dimethyloctanoic Acid, 4-Hydroxybenzenesulfonic Acid, 4-Hydroxybenzoic Acid, 4-Methylhexanoic Acid, 4-Methyloctanoic Acid, 4-Methylvaleric Acid, 5-Norbornene-2-carboxylic Acid, 8-[(2-hydroxybenzoyl)amino]octanoic acid, Abietic Acid, Acetic Acid, Acetylcysteine, Aconitic Acid, Arachidonic Acid, Behenic Acid, Benzoic Acid, Caffeic Acid, Chenodeoxycholic Acid, Cis-Cinnamic acid, Citric Acid, Citronellic Acid, Crotonic Acid, D-(+)-Galactonic Acid, Decanoic Acid, Deoxy-cholic Acid, Dihydrocaffeic Acid, DL-2-Phenylpropionic (Hydratropic) Acid, DL-Tartaric Acid, DL-Tropic Acid, Eicosanedioic Acid, Eicosapentanoic Acid (EPA), Elaidic Acid, Ellagic Acid, Erucic Acid, Ethylenediaminetetraacetic Acid (EDTA), Formic Acid, Fumaric Acid, Geranic Ac-id, Glutaric Acid, Glycolic Acid, Heptanoic Acid, Hexanoic Acid, Hydrocinnamic Acid (3-Phenylpropionic Acid), Isobutyric Acid, Isovaleric Acid, L-(+)-Tartaric Acid, L-Ascorbic Acid, L-Aspartic Acid, L-Glutamic Acid, L-Glutathione reduced, Lactic Acid, Lauric Acid, Levulinic Acid, Linoleic Acid, Linolenic Acid, Lithocholic Acid, Maleic Acid, Malic Acid, Malonic Acid, Mandelic acid, Mesoconic Acid, Nicotinic Acid, Nonanoic Acid, Octanoic Acid, Oleic Acid, Oxalic Acid, p-Coumaric Acid, p-Toluenesulfonic Acid, Palmitic Acid, Perillic Acid, Phosphoric Acid, Pimelic Acid, Pivalic Acid, Propionic Acid, Pyroglutamic Acid, Pyruvic Acid, Ricinoleic Acid, Salicylic Acid (2-Hydroxybenzoic Acid), Sinapinic Acid (3,5-Dimethoxy-4-Hydroxycinnamic Acid), Sorbic Acid, Stearic acid, Succinic Acid, Syringic Acid, Tiglic Acid, Trans-2-Decenoic Acid, Trans-2-Hexenoic Acid, Trans-2-Octenoic Acid, Trans-3-Octenoic Acid, Trans-7-Octenoic Acid, Trans-Cinnamic Acid, Trans-Ferulic Acid, Undecanoic Acid, Valeric Acid, Vanillic Acid, and α -Ketoglutaric Acid.

[00832] In some embodiments, the one or more ionic liquid independently comprises an anion selected from the group consisting of glycolic acid, tartaric acid, malic acid, hydrocinnamic acid, citric acid, cinnamic acid, mandelic acid, mesaconic acid, ricinoleic acid, linoleic acid, and tiglic acid.

[00833] In some embodiments, the one or more ionic liquid independently comprises an anion selected from the group consisting of cinnamic acid, mandelic acid, citric acid, ricinoleic acid, linoleic acid, and tiglic acid.

[00834] In some embodiments, the one or more ionic liquid independently comprises choline or choline derivative-cinnamic acid, choline or choline derivative-mandelic acid, choline or choline derivative-citric acid, choline or choline derivative-ricinoleic acid, choline or choline derivative-

linoleic acid, or choline or choline derivative-tiglic acid.

[00835] In some embodiments, the one or more ionic liquid independently comprises carnitine-cinnamic acid, carnitine-mandelic acid, carnitine-citric acid, carnitine-ricinoleic acid, carnitine-linoleic acid, or carnitine-tiglic acid.

[00836] In some embodiments, the one or more ionic liquid independently comprises acetylcholine-cinnamic acid, acetylcholine-mandelic acid, acetylcholine-citric acid, acetylcholine-ricinoleic acid, acetylcholine-linoleic acid, or acetylcholine-tiglic acid.

[00837] In another aspect, provided herein is a method of increasing the solubility of a dual GIP/GLP-1 receptor agonist or functional variant thereof comprising preparing a composition comprising a dual GIP/GLP-1 receptor agonist or functional variant thereof and one or more ionic liquid.

[00838] In another aspect, provided herein is a method of enhancing or improving the delivery efficiency of a dual GIP/GLP-1 receptor agonist or functional variant thereof in a subject in need thereof comprising preparing a composition comprising a dual GIP/GLP-1 receptor agonist or functional variant thereof and one or more ionic liquid, and administering the composition to the subject.

[00839] In some embodiments, the one or more ionic liquid independently comprises a cation selected from the group consisting of aminoguanidine, choline or choline derivative, carnitine, acetylcholine, ammonium, tetramethyl ammonium, tetraethyl ammonium, tetrabutyl ammonium, and guanidine derivatives.

[00840] In some embodiments, the one or more ionic liquid independently comprises choline or choline derivative, carnitine, or acetylcholine.

[00841] In some embodiments, the one or more ionic liquid independently comprises an anion selected from the group consisting of (R)- α -Lipoic Acid, 12-Hydroxystearic Acid, 2-(4-Isobutylphenyl)propionic Acid, 2-(4,4-Dimethyl-2-pentanyl)-5,7,7-trimethyloctanoic Acid, 2-Aminoethanesulfonic Acid (Taurine Acid), 2-Hexyldecanoic Acid, 2-Hydroxyhippuric Acid, 3-(4-Hydroxyphenyl)propionic Acid, 3-Methylcrotonic Acid, 3,3-Diphenylpropionic Acid, 3,4-Dihydroxybenzoic Acid (Protocatechuic Acid), 3,7-Dimethyloctanoic Acid, 4-Hydroxybenzenesulfonic Acid, 4-Hydroxybenzoic Acid, 4-Methylhexanoic Acid, 4-Methyloctanoic Acid, 4-Methylvaleric Acid, 5-Norbornene-2-carboxylic Acid, 8-[(2-hydroxybenzoyl)amino]octanoic acid, Abietic Acid, Acetic Acid, Acetylcysteine, Aconitic Acid, Arachidonic Acid, Behenic Acid, Benzoic Acid, Caffeic Acid, Chenodeoxycholic Acid, Cis-Cinnamic acid, Citric Acid, Citronellic Acid, Crotonic Acid, D-(+)-Galactonic Acid, Decanoic Acid, Deoxy-cholic Acid, Dihydrocaffeic Acid, DL-2-Phenylpropionic (Hydratropic) Acid, DL-

Tartaric Acid, DL-Tropic Acid, Eicosanedioic Acid, Eicosapentanoic Acid (EPA), Elaidic Acid, Ellagic Acid, Erucic Acid, Ethylenediaminetetraacetic Acid (EDTA), Formic Acid, Fumaric Acid, Geranic Acid, Glutaric Acid, Glycolic Acid, Heptanoic Acid, Hexanoic Acid, Hydrocinnamic Acid (3-Phenylpropionic Acid), Isobutyric Acid, Isovaleric Acid, L-(+)-Tartaric Acid, L-Ascorbic Acid, L-Aspartic Acid, L-Glutamic Acid, L-Glutathione reduced, Lactic Acid, Lauric Acid, Levulinic Acid, Linoleic Acid, Linolenic Acid, Lithocholic Acid, Maleic Acid, Malic Acid, Malonic Acid, Mandelic acid, Mesaconic Acid, Nicotinic Acid, Nonanoic Acid, Octanoic Acid, Oleic Acid, Oxalic Acid, p-Coumaric Acid, p-Toluenesulfonic Acid, Palmitic Acid, Perillic Acid, Phosphoric Acid, Pimelic Acid, Pivalic Acid, Propionic Acid, Pyroglutamic Acid, Pyruvic Acid, Ricinoleic Acid, Salicylic Acid (2-Hydroxybenzoic Acid), Sinapinic Acid (3,5-Dimethoxy-4-Hydroxycinnamic Acid), Sorbic Acid, Stearic acid, Succinic Acid, Syringic Acid, Tiglic Acid, Trans-2-Decenoic Acid, Trans-2-Hexenoic Acid, Trans-2-Octenoic Acid, Trans-3-Octenoic Acid, Trans-7-Octenoic Acid, Trans-Cinnamic Acid, Trans-Ferulic Acid, Undecanoic Acid, Valeric Acid, Vanillic Acid, and α -Ketoglutaric Acid.

[00842] In some embodiments, the one or more ionic liquid independently comprises an anion selected from the group consisting of glycolic acid, tartaric acid, malic acid, hydrocinnamic acid, citric acid, cinnamic acid, mandelic acid, mesaconic acid, ricinoleic acid, linoleic acid, and tiglic acid.

[00843] In some embodiments, the one or more ionic liquid independently comprises an anion selected from the group consisting of cinnamic acid, mandelic acid, citric acid, ricinoleic acid, linoleic acid, and tiglic acid.


[00844] In some embodiments, the one or more ionic liquid independently comprises choline or choline derivative-cinnamic acid, choline or choline derivative-mandelic acid, choline or choline derivative-citric acid, choline or choline derivative-ricinoleic acid, choline or choline derivative-linoleic acid, or choline or choline derivative-tiglic acid.

[00845] In some embodiments, the one or more ionic liquid independently comprises carnitine-cinnamic acid, carnitine-mandelic acid, carnitine-citric acid, carnitine-ricinoleic acid, carnitine-linoleic acid, or carnitine-tiglic acid.

[00846] In some embodiments, the one or more ionic liquid independently comprises acetylcholine-cinnamic acid, acetylcholine-mandelic acid, acetylcholine-citric acid, acetylcholine-ricinoleic acid, acetylcholine-linoleic acid, or acetylcholine-tiglic acid.

[00847] In another aspect, provided herein is a method of enhancing the hydrophobicity of a therapeutic agent, comprising linking R¹² to a therapeutic agent, wherein R¹² is substituted or unsubstituted C₅-C₁₀; and wherein the therapeutic agent is a dual GIP/GLP-1 receptor agonist or

functional variant thereof.

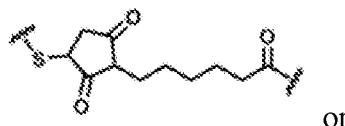
[00848] In some embodiments, R¹² is linked to -, -S-, or -NH- of the therapeutic agent.

[00849] In some embodiments, R¹² is linked to the therapeutic agent via a covalent bond or a linker.

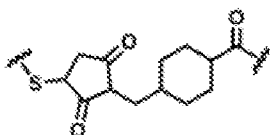
[00850] In some embodiments, the linker is a non-cleavable linker.

[00851] In some embodiments, the linker comprises a maleimide alkane linker or a maleimide cyclohexane linker.

[00852] In some embodiments, the linker comprises



or



[00853] In some embodiments, the linker is a chemically cleavable linker.

[00854] In some embodiments, the linker comprises a hydrazone linker or a disulfide linker.

[00855] In some embodiments, the linker comprises



or

[00856] In some embodiments, R¹² is substituted or unsubstituted C₁₀.

[00857] In some embodiments, therapeutic agent comprises a sequence with at least 75% sequence identity to the sequence of SEQ ID NO: 25.

[00858] In some embodiments, the therapeutic agent comprises the sequence of SEQ ID NO: 25.

[00859] In some embodiments, the therapeutic agent comprises C₂₀ diacid-γ-Glu-(AEEA)₂ attached to a residue of a sequence with at least 75% sequence identity to the sequence of SEQ ID NO: 25.

[00860] In some embodiments, the therapeutic agent comprises C₂₀ diacid-γ-Glu-(AEEA)₂ attached to a residue of the sequence of SEQ ID NO: 25.

[00861] In some embodiments, the therapeutic agent comprises C₂₀ diacid-γ-Glu-(AEEA)₂ attached to the Lys residue at the position 20 from the N-terminus of the sequence of SEQ ID NO: 25.

[00862] In another aspect, provided herein is a method of enhancing or improving a delivery efficiency of a therapeutic agent in a subject in need thereof comprising adding at least one permeation enhancer to the compound as described herein, the composition as described herein, or the pharmaceutical composition as described herein, and administering the composition, the

compound, or the pharmaceutical composition to the subject.

[00863] In some embodiments, the at least one permeation enhancer is selected from the group consisting of salcaprozate sodium (SNAC), sodium caprylate, sodium caprate, a bile salt, ethylenediaminetetraacetic acid (EDTA), ethylene glycol-bis-(2-aminoethylether)-N,N,N',N'-tetraacetic acid (EGTA), and 3-[N,N-Dimethyl(3-palmitoylamino)propyl]-ammonio]-propanesulfonate (PPS), and any combination thereof.

[00864] In some embodiments, the bile salt is selected from the group consisting of sodium deoxycholate, sodium chenodeoxycholate, sodium taurodeoxycholate, and a combination thereof.

Antibody or antibody fragment thereof

[00865] As used herein, the term “antibody” refers to a protein or a polypeptide derived from an immunoglobulin molecule that specifically binds to an antigen. In some embodiments, an antibody is polyclonal or monoclonal. In some embodiments, an antibody comprises multiple chains or a single chain. In some embodiments, an antibody comprises an intact immunoglobulin. In some embodiments, an antibody is naturally driven. In some embodiments, an antibody is recombinantly driven. In some embodiments, an antibody is in the form of a single domain antibody, a maxibody, a minibody, a nanobody, an intrabody, a diabody, a triabody, a tetrabody, and a multispecific antibody.

[00866] As used herein, the term “antibody fragment” refers to at least a portion of an intact antibody or recombinant variants thereof. In some embodiments, the antibody fragment is an antigen binding domain that recognizes and specifically binds to an antigen. Exemplary antibody fragments include, but are not limited to, an Fab, an Fab', an F(ab')₂, an Fv fragment, a scFv antibody fragments, a single domain antibodies (sdAb), a camelid VhH domain, and a single domain shark variable domain (BNAR).

[00867] In some embodiments, an antibody or an antibody fragment comprises an anti-tumor necrosis factor-alpha (TNF- α) antibody or an anti-TNF- α antibody fragment. In some embodiments, an antibody or an antibody fragment comprises a chimeric monoclonal anti-TNF- α antibody or an antibody fragment thereof. In some embodiments, an antibody or an antibody fragment comprises infliximab or an antibody fragment thereof.

[00868] As used herein, the term “infliximab” refers to a chimeric monoclonal antibody that binds to tumor necrosis factor-alpha (TNF- α).

[00869] In some embodiments, a chimeric monoclonal anti-TNF- α antibody or an antibody fragment thereof neutralizes TNF- α by preventing TNF- α from interacting with its receptors on the cell. In some embodiments, a chimeric monoclonal anti-TNF- α antibody or an antibody fragment

thereof is used to treat autoimmune diseases, such as Crohn's disease, ulcerative colitis, rheumatoid arthritis, ankylosing spondylitis, psoriasis, psoriatic arthritis, and Behçet's disease.

[00870] In some embodiments, a chimeric monoclonal anti-TNF- α antibody or an antibody fragment thereof comprises the heavy chain comprising the sequence of:

EVKLEESGGGLVQPGGSMKLSCVASGFIFSNHWMNWVRQSPEKGLEWVAEIRSKSINSAT
HYAESVKGRFTISRDDSKSAVYLQMTDLRTEDTGVYYCSRNYYGSTYDYWGQGTTLTVS
SASTKGPSVFPLAPSSKSTSGGTAALGCLVKDYFPEPVTVSWNSGALTSGVHTFPAVLQSS
GLYSLSSVVTVPSSSLGTQTYICNVNHKPSNTKVDKKVEPKSCDKTHTCPPCPAPELLGGPS
VFLFPPKPKDTLMISRTPEVTCVVVDVSHEDPEVKFNWYVDGVEVHNAKTKPREEQYNST
YRVVSVLTVLHQDWLNGKEYKCKVSNKALPAPIEKTISKAKGQPREPQVYTLPPSRDEL
KNQVSLTCLVKGFYPSDIAVEWESNGQPENNYKTTPVLDSGFFLYSKLTVDKSRWQQ
GNVFCSSVMHEALHNHYTQKSLSLSPGK (SEQ ID NO: 1).

[00871] In some embodiments, a chimeric monoclonal anti-TNF- α antibody or an antibody fragment thereof comprises the heavy chain comprising the sequence of:

EVKLEESGGGLVQPGGSMKLSCVASGFIFSNHWMNWVRQSPEKGLEWVAEIRSKSINSAT
HYAESVKGRFTISRDDSKSAVYLQMTDLRTEDTGVYYCSRNYYGSTYDYWGQGTTLTVS
SASTKGPSVFPLAPSSKSTSGGTAALGCLVKDYFPEPVTVSWNSGALTSGVHTFPAVLQSS
GLYSLSSVVTVPSSSLGTQTYICNVNHKPSNTKVDKKVEPKSCDKT (SEQ ID NO: 24).

[00872] In some embodiments, a chimeric monoclonal anti-TNF- α antibody or an antibody fragment thereof comprises the heavy chain comprising the sequence identified as PDB: 4G3Y_H by Pubmed.

[00873] In some embodiments, a chimeric monoclonal anti-TNF- α antibody or an antibody fragment thereof comprises the light chain comprising the sequence of:

DILLTQSPAILSVPGERVSFSCRASQFVGSSIHWYQQRRTNGSPRLLIKYASESMSGIPSRFSG
SGSGTDFTL SINTVESEDIADYYCQQSHSWPFTFGSGTNLEVKRTVAAPSVFIFPPSDEQLKS
GTASVVCLLNNFYPREAKVQWKVDNALQSGNSQESVTEQDSKDSSTYSLSSTLTLSKADYE
KHKVYACEVTHQGLSSPVTKSFNRGEC (SEQ ID NO: 2).

[00874] In some embodiment, Asn 300 (asparagine at the position 300) of the heavy chain of a chimeric monoclonal anti-TNF- α antibody or an antibody fragment thereof is a glycosylation site. In some embodiment, Asn 300 of the heavy chain of a chimeric monoclonal anti-TNF- α antibody or an antibody fragment thereof is glycosylated.

[00875] In some embodiments, a chimeric monoclonal anti-TNF- α antibody or an antibody fragment thereof comprises the light chain comprising the sequence identified as PDB: 4G3Y_L by Pubmed.

[00876] In some embodiments, an antibody or an antibody fragment comprises an anti-tumor necrosis factor-alpha (TNF- α) antibody or an anti-TNF- α antibody fragment. In some embodiments, an antibody or an antibody fragment comprises a monoclonal anti-TNF- α antibody or an antibody fragment thereof. In some embodiments, an antibody or an antibody fragment comprises adalimumab or an antibody fragment thereof.

[00877] As used herein, the term “adalimumab” refers to a monoclonal antibody that binds to TNF- α .

[00878] In some embodiments, a monoclonal anti-TNF- α antibody or an antibody fragment thereof works by inactivating TNF- α . In some embodiments, a monoclonal anti-TNF- α antibody or an antibody fragment thereof is used to treat rheumatoid arthritis, psoriatic arthritis, ankylosing spondylitis, Crohn's disease, ulcerative colitis, plaque psoriasis, hidradenitis suppurativa, uveitis, and juvenile idiopathic arthritis. In some embodiments, a monoclonal anti-TNF- α antibody or an antibody fragment thereof is a disease-modifying antirheumatic drug (DMARD).

[00879] In some embodiments, a monoclonal anti-TNF- α antibody or an antibody fragment thereof comprises the heavy chain comprising the sequence of:

EVQLVESGGGLVQPGRSLRLSCAASGFTFDDYAMHWVRQAPGKGLEWVSAITWNSGHID
 YADSVGRFTISRDNKNSLYLQMNSLRAEDTAVYYCAKVSYLSTASSLDYWGQGTLVT
 VSSASTKGPSVFPLAPSSKSTSGGTAALGCLVKDYFPEPVTVSWNSGALTSGVHTFPAVLQ
 SSGLYSLSSVVTVPSSSLGTQTYICNVNHKPSNTKVDKKVEPKSC (SEQ ID NO: 3).

[00880] In some embodiments, a monoclonal anti-TNF- α antibody or an antibody fragment thereof comprises the heavy chain comprising the sequence of:

EVQLVESGGGLVQPGRSLRLSCAASGFTFDDYAMHWVRQAPGKGLEWVSAITWNSGHID
 YADSVGRFTISRDNKNSLYLDMNSLRAEDTAVYYCAKVSYLSTASSLDYWGQGTLVT
 VSSASTKGPSVFPLAPSSKSTSGGTAALGCLVKDYFPEPVTVSWNSGALTSGVHTFPAVLQ
 SSGLYSLSSVVTVPSSSLGTQTYICNVNHKPSNTKVDKKI (SEQ ID NO: 4).

[00881] In some embodiments, a monoclonal anti-TNF- α antibody or an antibody fragment thereof comprises the heavy chain comprising the sequence of:

EVQLVESGGGLVQPGRSLRLSCAASGFTFDDYAMHWVRQAPGKGLEWVSAITWNSGHID
 YADSVGRFTISRDNKNSLYLQMNSLRAEDTAVYYCAKVSYLSTASSLDYWGQGTLVT
 VSSASTKGPSVFPLAPSSKSTSGGTAALGCLVKDYFPEPVTVSWNSGALTSGVHTFPAVLQ
 SSGLYSLSSVVTVPSSSLGTQTYICNVNHKPSNTKVDKKVEPKSCDKTHTCPPCPAPELLGG
 PSVFLFPPKPKDTLMISRTPEVTCVVDVSHEDPEVKFNWYVDGVEVHNAKTKPREEQYN
 STYRVVSVLTVLHQDWLNGKEYKCKVSNKALPAPIEKTKAKGQPREPQVYTLPPSRDEL
 TKNQVSLTCLVKGFYPSDIAVEWESNGQPENNYKTTTPVLDSDGSFFLYSKLTVDKSRWQ

QGNVFCSCVMHEALHNHYTQKSLSLSPGK (SEQ ID NO: 5).

[00882] In some embodiments, a monoclonal anti-TNF- α antibody or an antibody fragment thereof comprises the heavy chain comprising the sequence of: identified as PDB: 3WD5_H by Pubmed.

[00883] In some embodiments, a monoclonal anti-TNF- α antibody or an antibody fragment thereof comprises the light chain comprising the sequence of:

DIQMTQSPSSLSASVGDRVTITCRASQGIRNYLAWYQQKPGKAPKLLIYAASSTLQSGVPSRF
SGSGSGTDFTLTISSLQPEDVATYYCQRYNRAPYTFGQGTKVEIKRTVAAPSVEIFPPSDEQL
KSGTASVVCLLNNFYPREAKVQWKVDNALQSGNSQESVTEQDSKSTYLSSTLTLSKAD
YEKHKVYACEVTHQGLSSPVTKSFNRGEC (SEQ ID NO: 6).

[00884] In some embodiments, a monoclonal anti-TNF- α antibody or an antibody fragment thereof comprises the light chain comprising the sequence of:

DIQMTQSPSSLSASVGDRVTITCRASQGIRNYLAWYQQKPGKAPKLLIYAASSTLQSGVPSRF
SGSGSGTDFTLTISSLQPEDVATYYCQRYNRAPYTFGQGTKVEIKRTVAAPT VKILQSSCDG
GGHFPPTIQLLCLVSGYTPGTIQITWLEDGQVMDVDLSTASTTQEGELASTQSEL TLSQKH
WLSDRITYTCQVTYQGHTFEDSGKKCA (SEQ ID NO: 7).

[00885] In some embodiments, a monoclonal anti-TNF- α antibody or an antibody fragment thereof comprises the light chain comprising the sequence identified as PDB: 3WD5_L by Pubmed.

[00886] In some embodiments, an antibody or an antibody fragment comprises an anti-human interleukin 12 (IL-12) and interleukin 23 (IL-23) subunit antibody or an antibody fragment thereof. In some embodiments, an antibody or an antibody fragment comprises ustekinumab or an antibody fragment thereof.

[00887] As used herein, the term “ustekinumab” refers to a monoclonal antibody that targets a subunit of human interleukin 12 (IL-12) and interleukin 23 (IL-23), which regulate the immune system and immune-mediated inflammatory disorders.

[00888] In some embodiments, an anti-human IL-12 and IL-23 subunit antibody or an antibody fragment thereof is used to treat Crohn's disease, ulcerative colitis, plaque psoriasis and psoriatic arthritis.

[00889] In some embodiments, an anti-human IL-12 and IL-23 subunit antibody or an antibody fragment thereof comprises the heavy chain comprising the sequence of:

EVQLVQSGAEVKKPGESLKISCKGSGYSFTTYWLGWVRQMPGKGLDWIGIMSPVDS DIRY
SPSFQGQVTMSVDKSIT TAYLQWNSLKASDTAMY YCARRRPGQGYFDFW GQGTLVTVSS
SSTKGPSVFPLAPSSKSTSGGTAALGCLVKDYFPEPVTVSWNSGALTS GVHTFPAVLQSSGL
YSLSSVTVTPSSSLGTQTYICNVNHKPSNTKVDKRVEPKSCDKTH (SEQ ID NO: 8).

[00890] In some embodiments, an anti-human IL-12 and IL-23 subunit antibody or an antibody fragment thereof comprises the heavy chain comprising the sequence identified as PDB: 3HMX_H by Pubmed.

[00891] In some embodiments, an anti-human IL-12 and IL-23 subunit antibody or an antibody fragment thereof comprises the light chain comprising the sequence of:

DIQMTQSPSSLSASVGDRVTITCRASQGISSWLAWYQQKPEKAPKSLIYAASSLQSGVPSRF
SGSGSGTDFLTITSSLPEDFATYYCQQYNIYPYTFGQGTKLEIKRTVAAPSVFIFPPSDEQL
KSGTASVVCLLNNFYPREAKVQWKVDNALQSGNSQESVTEQDSKDSSTLSSTLTLSKAD
YEKHKVYACEVTHQGLSSPVTKSFNRGEC (SEQ ID NO: 9).

[00892] In some embodiments, an anti-human IL-12 and IL-23 subunit antibody or an antibody fragment thereof comprises the light chain comprising the sequence identified as PDB: 3HMX_L by Pubmed.

[00893] In some embodiments, an antibody or an antibody fragment comprises a monoclonal anti-TNF- α antibody or an antibody fragment thereof. In some embodiments, an antibody or an antibody fragment comprises a human monoclonal anti-TNF- α antibody or an antibody fragment thereof. In some embodiments, an antibody or an antibody fragment comprises golimumab or an antibody fragment thereof.

[00894] As used herein, the term “golimumab” refers to a human monoclonal antibody that targets TNF- α .

[00895] In some embodiments, a human monoclonal anti-TNF- α antibody or an antibody fragment thereof works as a TNF- α inhibitor. In some embodiments, a human monoclonal anti-TNF- α antibody or an antibody fragment thereof functions as an effective modulator of inflammatory markers and bone metabolism. In some embodiments, a human monoclonal anti-TNF- α antibody or an antibody fragment thereof is used as an immunosuppressive medication.

[00896] In some embodiments, a human monoclonal anti-TNF- α antibody or an antibody fragment thereof comprises the heavy chain comprising the sequence of:

SKLQVQLVESGGGVVQPGRSLRLSCAASGFIFSSYAMHWVRQAPGNGLEWVAFMSYDGS
NKKYADSVKGRFTISRDN SKNTLYLQMNSLRAEDTAVYYCARDRGIAAGGNYYYYYGMD
VWGQGT TTVTVSS (SEQ ID NO: 10).

[00897] In some embodiments, a human monoclonal anti-TNF- α antibody or an antibody fragment thereof comprises the heavy chain comprising the sequence identified as PDB: 5YOY_R by Pubmed.

[00898] In some embodiments, a human monoclonal anti-TNF- α antibody or an antibody fragment thereof comprises the light chain comprising the sequence of:

AGSEIVLTQSPATLSLSPGERATLSCRASQSVYSYLAWYQQKPGQAPRLLIYDASNRATGIP
ARFSGSGSGTDFTLTISSLEPEDFAVYYCQQRSNWPPFTFGPGTKVDIKTSENLYFQ (SEQ
ID NO: 11).

[00899] In some embodiments, a human monoclonal anti-TNF- α antibody or an antibody fragment thereof comprises the light chain comprising the sequence identified as PDB: 5YOY_O by Pubmed.

[00900] In some embodiments, an antibody or an antibody fragment comprises an anti-integrin $\alpha 4\beta 1$ antibody or an antibody fragment thereof. In some embodiments, an antibody or an antibody fragment comprises a monoclonal anti-integrin $\alpha 4\beta 1$ antibody or an antibody fragment thereof. In some embodiments, an antibody or an antibody fragment comprises natalizumab or an antibody fragment thereof.

[00901] As used herein, the term “natalizumab” refers to a monoclonal antibody that targets integrin $\alpha 4\beta 1$.

[00902] In some embodiments, an anti-integrin $\alpha 4\beta 1$ antibody or an antibody fragment thereof targets integrin $\alpha 4\beta 1$ on white blood cells involved in inflammation. In some embodiments, an anti-integrin $\alpha 4\beta 1$ antibody or an antibody fragment thereof stops white blood cells from entering the brain and spinal cord tissue by attaching to integrin, thereby reducing inflammation and the resulting nerve damage. In some embodiments, an anti-integrin $\alpha 4\beta 1$ antibody or an antibody fragment thereof works by reducing the ability of inflammatory immune cells to attach to and pass through the cell layers lining the intestines and blood-brain barrier. In some embodiments, an anti-integrin $\alpha 4\beta 1$ antibody or an antibody fragment thereof is used to treat the symptoms of both diseases, preventing relapse, vision loss, cognitive decline. In some embodiments, an anti-integrin $\alpha 4\beta 1$ antibody or an antibody fragment thereof is used to treat multiple sclerosis and Crohn's disease. In some embodiments, an anti-integrin $\alpha 4\beta 1$ antibody or an antibody fragment thereof increases rates of remission and prevents relapse in multiple sclerosis.

[00903] In some embodiments, an anti-integrin $\alpha 4\beta 1$ antibody or an antibody fragment thereof comprises the heavy chain comprising the sequence of:

QVQLVQSGAEVKKPGASVKVSCKASGFNIKDTYIHWVRQAPGQRLEWMGRIDPANGYTK
YDPKFQGRVTITADTSASTAYMELSSLRSEDEAVYYCAREGYYGNYGVYAMDYWGQGT
LVTVSSASTKGPSVFPLAPCSRSTSESTAALGCLVKDYFPEPVTVSWNSGALTSGVHTFPAV
LQSSGLYSLSSVVTVPSSSLGKTYTCNVDPKPSNTKVDKRV (SEQ ID NO: 12).

[00904] In some embodiments, an anti-integrin $\alpha 4\beta 1$ antibody or an antibody fragment thereof comprises the heavy chain comprising the sequence of:

QVQLVQSGAEVKKPGASVKVSCKASGFNIKDTYIHWVRQAPGQRLEWMGRIDPANGYTK

YDPKFQGRVTITADTSASTAYMELSSLRSEDEAVYYCAREGYYGNYGVYAMDYWGQGT
LVTVSSASTKGPSVFPLAPCSRSTSESTAALGCLVKDYFPEPVTVSWNSGALTSGVHTFPAV
LQSSGLYSLSSVVTVPSSSLGKTYTCNVDPKPSNTKVDKRVESKYGPPENLYFQ (SEQ ID
NO: 13).

[00905] In some embodiments, an anti-integrin $\alpha 4\beta 1$ antibody or an antibody fragment thereof comprises the heavy chain comprising the sequence identified as PDB: 4IRZ_H by Pubmed.

[00906] In some embodiments, an anti-integrin $\alpha 4\beta 1$ antibody or an antibody fragment thereof comprises the light chain comprising the sequence of:

DIQMTQSPSSLSASVGDRVTITCKTSQDINKYMAWYQQTPGKAPRLLIHYTSALQPGIPSRF
SGSGSGRDYFTISSLQPEDATYYCLQYDNLWTFGQGTKVEIKRTVAAPSVFIFPPSDEQL
KSGTASVVCLLNNFYPREAKVQWKVDNALQSGNSQESVTEQDSKDSTYLSSTLTLSKAD
YEKHKVYACEVTHQGLSSPVTKSFNR (SEQ ID NO: 14).

[00907] In some embodiments, an anti-integrin $\alpha 4\beta 1$ antibody or an antibody fragment thereof comprises the light chain comprising the sequence of:

DIQMTQSPSSLSASVGDRVTITCKTSQDINKYMAWYQQTPGKAPRLLIHYTSALQPGIPSRF
SGSGSGRDYFTISSLQPEDATYYCLQYDNLWTFGQGTKVEIKRTVAAPSVFIFPPSDEQL
KSGTASVVCLLNNFYPREAKVQWKVDNALQSGNSQESVTEQDSKDSTYLSSTLTLSKAD
YEKHKVYACEVTHQGLSSPVTKSFNRG (SEQ ID NO: 15).

[00908] In some embodiments, an anti-integrin $\alpha 4\beta 1$ antibody or an antibody fragment thereof comprises the light chain comprising the sequence identified as PDB: 4IRZ_L by Pubmed.

[00909] In some embodiments, an antibody or an antibody fragment comprises an anti-integrin $\alpha 4\beta 7$ antibody or an antibody fragment thereof. In some embodiments, an antibody or an antibody fragment comprises a monoclonal anti-integrin $\alpha 4\beta 7$ antibody or an antibody fragment thereof. In some embodiments, an antibody or an antibody fragment comprises vedolizumab or an antibody fragment thereof.

[00910] As used herein, the term “vedolizumab” refers to a monoclonal antibody that targets integrin $\alpha 4\beta 7$.

[00911] In some embodiments, an anti-integrin $\alpha 4\beta 7$ antibody or an antibody fragment thereof blocks integrin $\alpha 4\beta 7$, resulting in gut-selective anti-inflammatory activity. In some embodiments, an anti-integrin $\alpha 4\beta 7$ antibody or an antibody fragment thereof is used to treat ulcerative colitis and Crohn's disease.

[00912] In some embodiments, an anti-integrin $\alpha 4\beta 7$ antibody or an antibody fragment thereof comprises the heavy chain comprising the sequence of:

QVQLVQSGAEVKKPGASVKVSCKGSGYFTFTSYWMHWVRQAPGQRLEWIGEIDPSESNTN

YNQKFKGRVTLTVDISASTAYMELSSLRSEDVAVYYCARGGYDGWDYAIDYWGGTLVT
 VSSASTKGPSVFPLAPSSKSTSGGTAALGCLVKDYFPEPVTVSWNSGALTSKVHTFPAVLQ
 SSGLYSLSSVVTVPSSSLGTQTYICNVNHKPSNTKVDKKVEPKSCDKTHTCPPCPAPELAGA
 PSVFLFPPKPKDTLMISRTPEVTCVVDVSHEDPEVKFNWYVDGVEVHNAKTKPREEQYN
 STYRVVSVLTVLHQDWLNGKEYKCKVSNKALPAPIEKTISKAKGQPREPQVYTLPPSRDEL
 TKNQVSLTCLVKGFYPSDIAVEWESNGQPENNYKTTTPVLDSDGSFFLYSKLTVDKSRWQ
 QGNVFSCSVMHEALHNHYTQKSLSLSPGK (SEQ ID NO: 16).

[00913] In some embodiments, an anti-integrin $\alpha 4\beta 7$ antibody or an antibody fragment thereof comprises the light chain comprising the sequence of:

DVVMTQSPLSLPVTGPASISCRSSQSLAKSYGNTYLSWYLQKPGQSPQLLIYGISNRFSG
 VPDRFSGSGSGTDFTLKISRVEAEDVGVYYCLQGTHQPYTFGGGTKVEIKRTVAAPSVFIFP
 PSDEQLKSGTASVVCLLNNFYPREAKVQWKVDNALQSGNSQESVTEQDSKDSTYLSSTL
 TLSKADYEKHKVYACEVTHQGLSSPVTKSFNRGEC (SEQ ID NO: 17).

[00914] In some embodiments, an antibody or an antibody fragment comprises a fragment of an anti-TNF- α antibody. In some embodiments, an antibody or an antibody fragment comprises a fragment of a monoclonal anti-TNF- α antibody. In some embodiments, an antibody or an antibody fragment comprises certolizumab pegol.

[00915] As used herein, the term “certolizumab pegol” refers to a fragment of a monoclonal antibody specific to TNF- α .

[00916] In some embodiments, a fragment of an anti-TNF- α antibody is used to treat Crohn's disease, rheumatoid arthritis, psoriatic arthritis and ankylosing spondylitis.

[00917] In some embodiments, a fragment of an anti-TNF- α antibody comprises the heavy chain comprising the sequence of:

EVQLVESGGGLVQPGGSLRLSCAASGYVFTDYGMNWVRQAPGKGLEWMGWINTYIGEP
 YADSVKGRFTFSLDTSKSTAYLQMNSLRAEDTAVYYCARGYRSYAMDYWGGTLVTVSS
 ASTKGPSVFPLAPSSKSTSGGTAALGCLVKDYFPEPVTVSWNSGALTSKVHTFPAVLQSSG
 LYSLSVVTVPSSSLGTQTYICNVNHKPSNTKVDKKVEPKSCDKTHTCAA (SEQ ID NO:
 18).

[00918] In some embodiments, a fragment of an anti-TNF- α antibody comprises the light chain comprising the sequence of:

DIQMTQSPSSLSASVGDRVTITCKASQNVGTNVAWYQQKPGKAPKALIYSASFLYSGVPYR
 FSGSGSGTDFTLTISSLQPEDFATYYCQQYNIYPLTFGGGTKVEIKRTVAAPSVFIFPPSDEQL
 KSGTASVVCLLNNFYPREAKVQWKVDNALQSGNSQESVTEQDSKDSTYLSSTLTLKAD
 YEKHKVYACEVTHQGLSSPVTKSFNRGEC (SEQ ID NO: 19).

[00919] In some embodiments, the therapeutic agent or an antibody or an antibody fragment comprises: (i) a sequence with at least 60%, 65%, 70%, 75%, 80%, 85%, 90%, 91%, 92%, 93%, 94%, 95%, 96%, 97%, 98%, 99%, 99.5%, 99.6%, 99.7%, 99.8%, or 99.9% sequence identity to the sequence of SEQ ID NO: 1 or SEQ ID NO: 24, a sequence with at least 60%, 65%, 70%, 75%, 80%, 85%, 90%, 91%, 92%, 93%, 94%, 95%, 96%, 97%, 98%, 99%, 99.5%, 99.6%, 99.7%, 99.8%, or 99.9% sequence identity to the sequence of SEQ ID NO: 2, or a combination thereof; (ii) a sequence with at least 60%, 65%, 70%, 75%, 80%, 85%, 90%, 91%, 92%, 93%, 94%, 95%, 96%, 97%, 98%, 99%, 99.5%, 99.6%, 99.7%, 99.8%, or 99.9% sequence identity to the sequence of SEQ ID NO: 3, SEQ ID NO: 4, or SEQ ID NO: 5, a sequence with at least 60%, 65%, 70%, 75%, 80%, 85%, 90%, 91%, 92%, 93%, 94%, 95%, 96%, 97%, 98%, 99%, 99.5%, 99.6%, 99.7%, 99.8%, or 99.9% sequence identity to the sequence of SEQ ID NO: 6 or SEQ ID NO: 7, or any combination thereof; (iii) a sequence with at least 60%, 65%, 70%, 75%, 80%, 85%, 90%, 91%, 92%, 93%, 94%, 95%, 96%, 97%, 98%, 99%, 99.5%, 99.6%, 99.7%, 99.8%, or 99.9% sequence identity to the sequence of SEQ ID NO: 8, a sequence with at least 60%, 65%, 70%, 75%, 80%, 85%, 90%, 91%, 92%, 93%, 94%, 95%, 96%, 97%, 98%, 99%, 99.5%, 99.6%, 99.7%, 99.8%, or 99.9% sequence identity to the sequence of SEQ ID NO: 9, or a combination thereof; (iv) a sequence with at least 60%, 65%, 70%, 75%, 80%, 85%, 90%, 91%, 92%, 93%, 94%, 95%, 96%, 97%, 98%, 99%, 99.5%, 99.6%, 99.7%, 99.8%, or 99.9% sequence identity to the sequence of SEQ ID NO: 10, a sequence with at least 60%, 65%, 70%, 75%, 80%, 85%, 90%, 91%, 92%, 93%, 94%, 95%, 96%, 97%, 98%, 99%, 99.5%, 99.6%, 99.7%, 99.8%, or 99.9% sequence identity to the sequence of SEQ ID NO: 11, or a combination thereof; (v) a sequence with at least 60%, 65%, 70%, 75%, 80%, 85%, 90%, 91%, 92%, 93%, 94%, 95%, 96%, 97%, 98%, 99%, 99.5%, 99.6%, 99.7%, 99.8%, or 99.9% sequence identity to the sequence of SEQ ID NO: 12 or SEQ ID NO: 13, a sequence with at least 60%, 65%, 70%, 75%, 80%, 85%, 90%, 91%, 92%, 93%, 94%, 95%, 96%, 97%, 98%, 99%, 99.5%, 99.6%, 99.7%, 99.8%, or 99.9% sequence identity to the sequence of SEQ ID NO: 14 or SEQ ID NO: 15, or any combination thereof; (vi) a sequence with at least 60%, 65%, 70%, 75%, 80%, 85%, 90%, 91%, 92%, 93%, 94%, 95%, 96%, 97%, 98%, 99%, 99.5%, 99.6%, 99.7%, 99.8%, or 99.9% sequence identity to the sequence of SEQ ID NO: 16, a sequence with at least 60%, 65%, 70%, 75%, 80%, 85%, 90%, 91%, 92%, 93%, 94%, 95%, 96%, 97%, 98%, 99%, 99.5%, 99.6%, 99.7%, 99.8%, or 99.9% sequence identity to the sequence of SEQ ID NO: 17, or a combination thereof; or (vii) a sequence with at least 60%, 65%, 70%, 75%, 80%, 85%, 90%, 91%, 92%, 93%, 94%, 95%, 96%, 97%, 98%, 99%, 99.5%, 99.6%, 99.7%, 99.8%, or 99.9% sequence identity to the sequence of SEQ ID NO: 18, a sequence with at least 60%, 65%, 70%, 75%, 80%, 85%, 90%, 91%, 92%, 93%, 94%, 95%, 96%, 97%, 98%, 99%, 99.5%, 99.6%, 99.7%, 99.8%, or

99.9% sequence identity to the sequence of SEQ ID NO: 19, or a combination thereof.

[00920] In some embodiments, the therapeutic agent comprises: (i) the sequence of SEQ ID NO: 1 or SEQ ID NO: 24, the sequence of SEQ ID NO: 2, or a combination thereof; (ii) the sequence of SEQ ID NO: 3, SEQ ID NO: 4, or SEQ ID NO: 5, the sequence of SEQ ID NO: 6 or SEQ ID NO: 7, or any combination thereof; (iii) the sequence of SEQ ID NO: 8, the sequence of SEQ ID NO: 9, or a combination thereof; (iv) the sequence of SEQ ID NO: 10, the sequence of SEQ ID NO: 11, or a combination thereof; (v) the sequence of SEQ ID NO: 12 or SEQ ID NO: 13, the sequence of SEQ ID NO: 14 or SEQ ID NO: 15, or any combination thereof; (vi) the sequence of SEQ ID NO: 16, the sequence of SEQ ID NO: 17, or a combination thereof; or (vii) the sequence of SEQ ID NO: 18, the sequence of SEQ ID NO: 19, or a combination thereof.

[00921] In some embodiments, the therapeutic agent comprises: (i) the sequence of SEQ ID NO: 1 or SEQ ID NO: 24 and the sequence of SEQ ID NO: 2; (ii) the sequence of SEQ ID NO: 3 and the sequence of SEQ ID NO: 6, the sequence of SEQ ID NO: 4 and the sequence of SEQ ID NO: 6, or the sequence of SEQ ID NO: 5 and SEQ ID NO: 7; (iii) the sequence of SEQ ID NO: 8 and the sequence of SEQ ID NO: 9; (iv) the sequence of SEQ ID NO: 10 and the sequence of SEQ ID NO: 11; (v) the sequence of SEQ ID NO: 12 and the sequence of SEQ ID NO: 14, or the sequence of SEQ ID NO: 13 and the sequence of SEQ ID NO: 15; (vi) the sequence of SEQ ID NO: 16 and the sequence of SEQ ID NO: 17; or (vii) the sequence of SEQ ID NO: 18 and the sequence of SEQ ID NO: 19.

[00922] As used herein, “TNF- α ,” also known as tumor necrosis factor alpha, TNF, DIF, TNF-alpha, TNFA, TNFSF2, Tumour necrosis factor, tumor necrosis factor, TNLG1F, refers to a member of the TNF superfamily, which consists of various transmembrane proteins with a homologous TNF domain. In some embodiments, TNF- α , as an adipokine, promotes insulin resistance, and is associated with obesity-induced type 2 diabetes. In some embodiments, TNF- α , as a cytokine, is used by the immune system for cell signaling. TNF- α , as used herein, includes any of the recombinant or naturally-occurring forms of TNF- α or variants or homologs thereof that have or maintain TNF- α activity (e.g., at least 40% 50%, 60%, 70%, 80%, 90%, 95%, 96%, 97%, 98%, 99% or 100% activity). In some aspects, the variants or homologs have at least 40%, 45%, 50%, 55%, 60%, 65%, 70%, 75%, 80%, 85%, 90%, 95%, 96%, 97%, 98%, 99% or 100% amino acid sequence identity across the whole sequence or a portion of the sequence (e.g., a 50, 100, 150 or 200 continuous amino acid portion) compared to a naturally occurring TNF- α . In some embodiments, TNF- α is substantially identical to the protein identified by the UniProt reference number P01375 or a variant or homolog having substantial identity thereto.

[00923] As used herein, “IL-12,” also known as interleukin 12, refers to a heterodimeric cytokine

encoded by two separate genes, IL-12A (p35) and IL-12B (p40). In some embodiments, IL-12 is naturally produced by dendritic cells, macrophages, neutrophils, and human B-lymphoblastoid cells in response to antigenic stimulation. IL-12 belongs to the IL-12 family, which comprises the heterodimeric cytokines including IL-12, IL-23, IL-27 and IL-35 “IL-12A,” as used herein, includes any of the recombinant or naturally-occurring forms of IL-12A or variants or homologs thereof that have or maintain IL-12A activity (e.g., at least 40% 50%, 60%, 70%, 80%, 90%, 95%, 96%, 97%, 98%, 99% or 100% activity). In some aspects, the variants or homologs have at least 40%, 45%, 50%, 55%, 60%, 65%, 70%, 75%, 80%, 85%, 90%, 95%, 96%, 97%, 98%, 99% or 100% amino acid sequence identity across the whole sequence or a portion of the sequence (e.g., a 50, 100, 150 or 200 continuous amino acid portion) compared to a naturally occurring IL-12A. In some embodiments, IL-12A is substantially identical to the protein identified by the UniProt reference number P29459 or a variant or homolog having substantial identity thereto. “IL-12B,” as used herein, includes any of the recombinant or naturally-occurring forms of IL-12B or variants or homologs thereof that have or maintain IL-12B activity (e.g., at least 40% 50%, 60%, 70%, 80%, 90%, 95%, 96%, 97%, 98%, 99% or 100% activity). In some aspects, the variants or homologs have at least 40%, 45%, 50%, 55%, 60%, 65%, 70%, 75%, 80%, 85%, 90%, 95%, 96%, 97%, 98%, 99% or 100% amino acid sequence identity across the whole sequence or a portion of the sequence (e.g., a 50, 100, 150 or 200 continuous amino acid portion) compared to a naturally occurring IL-12B. In some embodiments, IL-12B is substantially identical to the protein identified by the UniProt reference number P29460 or a variant or homolog having substantial identity thereto.

[00924] As used herein, “IL-23,” also known as interleukin 23, refers to a heterodimeric cytokine composed of an IL-12B (IL-12p40) subunit and an IL-23A (IL-23p19) subunit. IL-23 belongs to the IL-12 family of cytokines. In some embodiments, IL-23 is an inflammatory cytokine that plays a key role for T helper type 17 cell (Th17 cell) maintenance and expansion. “IL-23A,” as used herein, includes any of the recombinant or naturally-occurring forms of IL-23A or variants or homologs thereof that have or maintain IL-23A activity (e.g., at least 40% 50%, 60%, 70%, 80%, 90%, 95%, 96%, 97%, 98%, 99% or 100% activity). In some aspects, the variants or homologs have at least 40%, 45%, 50%, 55%, 60%, 65%, 70%, 75%, 80%, 85%, 90%, 95%, 96%, 97%, 98%, 99% or 100% amino acid sequence identity across the whole sequence or a portion of the sequence (e.g., a 50, 100, 150 or 200 continuous amino acid portion) compared to a naturally occurring IL-23A. In some embodiments, IL-23A is substantially identical to the protein identified by the UniProt reference number Q9NPF7 or a variant or homolog having substantial identity thereto.

[00925] As used herein, “integrin $\alpha 4\beta 1$,” also known as very late antigen-4 refers to an integrin dimer composed of CD49d (alpha 4) and CD29 (beta 1). “integrin $\alpha 4$ (integrin alpha-4),” as used

herein, includes any of the recombinant or naturally-occurring forms of integrin $\alpha 4$ or variants or homologs thereof that have or maintain integrin $\alpha 4$ activity (e.g., at least 40% 50%, 60%, 70%, 80%, 90%, 95%, 96%, 97%, 98%, 99% or 100% activity). In some aspects, the variants or homologs have at least 40%, 45%, 50%, 55%, 60%, 65%, 70%, 75%, 80%, 85%, 90%, 95%, 96%, 97%, 98%, 99% or 100% amino acid sequence identity across the whole sequence or a portion of the sequence (e.g., a 50, 100, 150 or 200 continuous amino acid portion) compared to a naturally occurring integrin $\alpha 4$. In some embodiments, integrin $\alpha 4$ is substantially identical to the protein identified by the UniProt reference number P13612 or a variant or homolog having substantial identity thereto. “integrin $\beta 1$ (integrin beta-1),” as used herein, includes any of the recombinant or naturally-occurring forms of integrin $\beta 1$ or variants or homologs thereof that have or maintain integrin $\beta 1$ activity (e.g., at least 40% 50%, 60%, 70%, 80%, 90%, 95%, 96%, 97%, 98%, 99% or 100% activity). In some aspects, the variants or homologs have at least 40%, 45%, 50%, 55%, 60%, 65%, 70%, 75%, 80%, 85%, 90%, 95%, 96%, 97%, 98%, 99% or 100% amino acid sequence identity across the whole sequence or a portion of the sequence (e.g., a 50, 100, 150 or 200 continuous amino acid portion) compared to a naturally occurring integrin $\beta 1$. In some embodiments, integrin $\beta 1$ is substantially identical to the protein identified by the UniProt reference number P05556 or a variant or homolog having substantial identity thereto.

[00926] As used herein, “integrin $\alpha 4\beta 7$,” also known as LPAM-1, lymphocyte Peyer's patch adhesion molecule 1, a dimer of Integrin alpha-4 and Integrin beta-7 refers to an integrin dimer composed of CD49d (alpha 4) and beta 7. “integrin $\beta 7$ (integrin beta-7),” as used herein, includes any of the recombinant or naturally-occurring forms of integrin $\beta 7$ or variants or homologs thereof that have or maintain integrin $\beta 7$ activity (e.g., at least 40% 50%, 60%, 70%, 80%, 90%, 95%, 96%, 97%, 98%, 99% or 100% activity). In some aspects, the variants or homologs have at least 40%, 45%, 50%, 55%, 60%, 65%, 70%, 75%, 80%, 85%, 90%, 95%, 96%, 97%, 98%, 99% or 100% amino acid sequence identity across the whole sequence or a portion of the sequence (e.g., a 50, 100, 150 or 200 continuous amino acid portion) compared to a naturally occurring integrin $\beta 7$. In some embodiments, integrin $\beta 7$ is substantially identical to the protein identified by the UniProt reference number P26010 or a variant or homolog having substantial identity thereto.

[00927] In some embodiments, an antibody or an antibody fragment encompasses polypeptides having the sequences specified, or sequences substantially identical or similar thereto, for example, sequences at least 60%, 65%, 70%, 75%, 80%, 85%, 90%, 91%, 92%, 93%, 94%, 95%, 96%, 97%, 98%, 99%, 99.5%, 99.6%, 99.7%, 99.8%, or 99.9% identical or higher to the sequence specified.

[00928] The terms “homology” and “sequence identity” are used interchangeably herein and refer to the subunit sequence identity between two polypeptide molecules. The percent identity between

the two sequences is a function of the number of identical positions shared by the sequences, taking into account the number of gaps, and the length of each gap. The comparison of sequences and determination of percent identity between two sequences can be accomplished using a mathematical algorithm. In some embodiments, the percent identity between two amino acid sequences is determined using the Needleman and Wunsch ((1970) J. Mol. Biol. 48:444-453) algorithm which has been incorporated into the GAP program in the GCG software package (available at <http://www.gcg.com>), using either a Blossum 62 matrix or a PAM250 matrix, and a gap weight of 16, 14, 12, 10, 8, 6, or 4 and a length weight of 1, 2, 3, 4, 5, or 6. In some embodiments, the percent identity between two amino acid or nucleotide sequences can be determined using the algorithm of E. Meyers and W. Miller ((1989) CABIOS, 4:11-17) which has been incorporated into the ALIGN program (version 2.0), using a PAM120 weight residue table, a gap length penalty of 12 and a gap penalty of 4. In some embodiments, the percent identity can be determined using the on-line homology algorithm "BLAST" program, publicly available at <http://www.ncbi.nlm.nih.gov/BLAST/>.

[00929] A nucleic acid molecule, as described herein, can be a vector, an expression vector, an inhibitory nucleic acid, an aptamer, a template molecule or cassette (e.g., for gene editing), or a targeting molecule (e.g., for CRISPR-Cas technologies), or any other natural or synthetic nucleic acid molecule intended for delivery to an organism.

[00930] The term "unsubstituted," as used herein, means that the specified group bears no substituents. The term "substituted," as used herein, unless otherwise indicated, can refer to the replacement of one or more hydrogen radicals in a given structure individually and independently with the radical of a specified substituent.

[00931] In any of the embodiments, the drug may be designed with the intent of treating a local tissue, for example, the mucosal membrane of the intestine, a distant tissue, e.g., the liver, or systemic circulation.

[00932] In some embodiments, a composition as described herein, e.g., a composition comprising ionic liquids and a drug, can further comprise a pharmaceutically acceptable excipient. Suitable excipients include, for example, water, saline, glycerol, ethanol or the like and combinations thereof. In addition, if desired, the composition can contain minor amounts of additional excipients such as emulsifying agents, surfactants, pH buffering agents and the like which enhance the effectiveness of the drug.

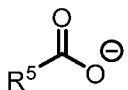
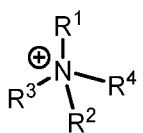
[00933] In some embodiments, the composition comprising an ionic liquid may be further encapsulated in a dosage designed to facilitate delivery to an organism. Non-limiting examples of such doses include capsules, tablets, or syrups.

[00934] In some embodiments, formulation may require excipients sugars such as lactose; starches, such as corn starch; cellulose, cellulose derivatives, such as sodium carboxymethyl cellulose; gelatin; and other compatible substances considered commonly in pharmaceutical formulations.

[00935] The term "effective amount" as used herein refers to the amount of a composition needed to alleviate at least one or more symptom of the disease or disorder and relates to a sufficient amount of pharmacological composition to provide the desired effect.

[00936] In some embodiments, the composition comprises a $\text{R}^5\text{C}(=\text{O})\text{O}^-$ to $\text{R}^3\text{N}^+(\text{R}^1)(\text{R}^2)(\text{R}^4)$ molar ratio of from about 1:1 to about 1:164. In some embodiments, the composition comprises a $\text{R}^5\text{C}(=\text{O})\text{O}^-$ to

$\text{R}^3\text{N}^+(\text{R}^1)(\text{R}^2)(\text{R}^4)$ molar ratio of from about 1:1 to about 1:500, from about 1:1 to about 1:499, from about 1:1 to about 1:498, from about 1:1 to about 1:497, from about 1:1 to about 1:496, from about 1:1 to about 1:495, from about 1:1 to about 1:494, from about 1:1 to about 1:493, from about 1:1 to about 1:492, from about 1:1 to about 1:491, from about 1:1 to about 1:490, from about 1:1 to about 1:489, from about 1:1 to about 1:488, from about 1:1 to about 1:487, from about 1:1 to about 1:486, from about 1:1 to about 1:485, from about 1:1 to about 1:484, from about 1:1 to about 1:483, from about 1:1 to about 1:482, from about 1:1 to about 1:481, from about 1:1 to about 1:480, from about 1:1 to about 1:479, from about 1:1 to about 1:478, from about 1:1 to about 1:477, from about 1:1 to about 1:476, from about 1:1 to about 1:475, from about 1:1 to about 1:474, from about 1:1 to about 1:473, from about 1:1 to about 1:472, from about 1:1 to about 1:471, from about 1:1 to about 1:470, from about 1:1 to about 1:469, from about 1:1 to about 1:468, from about 1:1 to about 1:467, from about 1:1 to about 1:466, from about 1:1 to about 1:465, from about 1:1 to about 1:464, from about 1:1 to about 1:463, from about 1:1 to about 1:462, from about 1:1 to about 1:461, from about 1:1 to about 1:460, from about 1:1 to about 1:459, from about 1:1 to about 1:458, from about 1:1 to about 1:457, from about 1:1 to about 1:456, from about 1:1 to about 1:455, from about 1:1 to about 1:454, from about 1:1 to about 1:453, from about 1:1 to about 1:452, from about 1:1 to about 1:451, from about 1:1 to about 1:450, from about 1:1 to about 1:449, from about 1:1 to about 1:448, from about 1:1 to about 1:447, from about 1:1 to about 1:446, from about 1:1 to about 1:445, from about 1:1 to about 1:444, from about 1:1 to about 1:443, from about 1:1 to about 1:442, from about 1:1 to about 1:441, from about 1:1 to about 1:440, from about 1:1 to about 1:439, from about 1:1 to about 1:438, from

[00937] In some embodiments, the composition comprises a  to  molar ratio of about 1:500, about 1:499, about 1:498, about 1:497, about 1:496, about 1:495, about 1:494, about 1:493, about 1:492, about 1:491, about 1:490, about 1:489, about 1:488, about 1:487, about 1:486, about 1:485, about 1:484, about 1:483, about 1:482, about 1:481, about 1:480, about 1:479, about 1:478, about 1:477, about 1:476, about 1:475, about 1:474, about 1:473, about 1:472, about 1:471, about 1:470, about 1:469, about 1:468, about 1:467, about 1:466, about 1:465, about 1:464, about 1:463, about 1:462, about 1:461, about 1:460, about 1:459, about 1:458, about 1:457, about 1:456, about 1:455, about 1:454, about 1:453, about 1:452, about 1:451, about 1:450, about 1:449, about 1:448, about 1:447, about 1:446, about 1:445, about 1:444, about 1:443, about 1:442, about 1:441, about 1:440, about 1:439, about 1:438, about 1:437, about 1:436, about 1:435, about 1:434, about 1:433, about 1:432, about 1:431, about 1:430, about 1:429, about 1:428, about 1:427, about 1:426, about 1:425, about 1:424, about 1:423, about 1:422, about 1:421, about 1:420, about 1:419, about 1:418, about 1:417, about 1:416, about 1:415, about 1:414, about 1:413, about 1:412, about 1:411, about 1:410, about 1:409, about 1:408, about 1:407, about 1:406, about 1:405, about 1:404, about 1:403, about 1:402, about 1:401, about 1:400, about 1:399, about 1:398, about 1:397, about 1:396, about 1:395, about 1:394, about 1:393, about 1:392, about 1:391, about 1:390, about 1:389, about 1:388, about 1:387, about 1:386, about 1:385, about 1:384, about 1:383, about 1:382, about 1:381, about 1:380, about 1:379, about 1:378, about 1:377, about 1:376, about 1:375, about 1:374, about 1:373, about 1:372, about 1:371, about 1:370, about 1:369, about 1:368, about 1:367, about 1:366, about 1:365, about 1:364, about 1:363, about 1:362, about 1:361, about 1:360, about 1:359, about 1:358, about 1:357, about 1:356, about 1:355, about 1:354, about 1:353, about 1:352, about 1:351, about 1:350, about 1:349, about 1:348, about 1:347, about 1:346, about 1:345, about 1:344, about 1:343, about 1:342, about 1:341, about 1:340, about 1:339, about 1:338, about 1:337, about 1:336, about 1:335, about 1:334, about 1:333, about 1:332, about 1:331, about 1:330, about 1:329, about 1:328, about 1:327, about 1:326, about 1:325, about 1:324, about 1:323, about 1:322, about 1:321, about 1:320, about 1:319, about 1:318, about 1:317, about 1:316, about 1:315, about 1:314, about 1:313, about 1:312, about 1:311, about 1:310, about 1:309, about 1:308, about 1:307, about 1:306, about 1:305, about 1:304, about 1:303, about 1:302, about 1:301, about 1:300, about 1:299, about 1:298, about 1:297, about 1:296, about 1:295, about 1:294, about 1:293, about 1:292, about 1:291, about 1:290, about 1:289, about 1:288, about 1:287, about 1:286, about 1:285, about 1:284, about 1:283, about 1:282, about 1:281, about 1:280, about 1:279, about 1:278, about 1:277, about 1:276, about 1:275, about 1:274, about 1:273, about 1:272, about 1:271, about 1:270, about 1:269, about

1:268, about 1:267, about 1:266, about 1:265, about 1:264, about 1:263, about 1:262, about 1:261, about 1:260, about 1:259, about 1:258, about 1:257, about 1:256, about 1:255, about 1:254, about 1:253, about 1:252, about 1:251, about 1:250, about 1:249, about 1:248, about 1:247, about 1:246, about 1:245, about 1:244, about 1:243, about 1:242, about 1:241, about 1:240, about 1:239, about 1:238, about 1:237, about 1:236, about 1:235, about 1:234, about 1:233, about 1:232, about 1:231, about 1:230, about 1:229, about 1:228, about 1:227, about 1:226, about 1:225, about 1:224, about 1:223, about 1:222, about 1:221, about 1:220, about 1:219, about 1:218, about 1:217, about 1:216, about 1:215, about 1:214, about 1:213, about 1:212, about 1:211, about 1:210, about 1:209, about 1:208, about 1:207, about 1:206, about 1:205, about 1:204, about 1:203, about 1:202, about 1:201, about 1:200, about 1:199, about 1:198, about 1:197, about 1:196, about 1:195, about 1:194, about 1:193, about 1:192, about 1:191, about 1:190, about 1:189, about 1:188, about 1:187, about 1:186, about 1:185, about 1:184, about 1:183, about 1:182, about 1:181, about 1:180, about 1:179, about 1:178, about 1:177, about 1:176, about 1:175, about 1:174, about 1:173, about 1:172, about 1:171, about 1:170, about 1:169, about 1:168, about 1:167, about 1:166, about 1:165, about 1:164, about 1:163, about 1:162, about 1:161, about 1:160, about 1:159, about 1:158, about 1:157, about 1:156, about 1:155, about 1:154, about 1:153, about 1:152, about 1:151, about 1:150, about 1:149, about 1:148, about 1:147, about 1:146, about 1:145, about 1:144, about 1:143, about 1:142, about 1:141, about 1:140, about 1:139, about 1:138, about 1:137, about 1:136, about 1:135, about 1:134, about 1:133, about 1:132, about 1:131, about 1:130, about 1:129, about 1:128, about 1:127, about 1:126, about 1:125, about 1:124, about 1:123, about 1:122, about 1:121, about 1:120, about 1:119, about 1:118, about 1:117, about 1:116, about 1:115, about 1:114, about 1:113, about 1:112, about 1:111, about 1:110, about 1:109, about 1:108, about 1:107, about 1:106, about 1:105, about 1:104, about 1:103, about 1:102, about 1:101, about 1:100, about 1:99, about 1:98, about 1:97, about 1:96, about 1:95, about 1:94, about 1:93, about 1:92, about 1:91, about 1:90, about 1:89, about 1:88, about 1:87, about 1:86, about 1:85, about 1:84, about 1:83, about 1:82, about 1:81, about 1:80, about 1:79, about 1:78, about 1:77, about 1:76, about 1:75, about 1:74, about 1:73, about 1:72, about 1:71, about 1:70, about 1:69, about 1:68, about 1:67, about 1:66, about 1:65, about 1:64, about 1:63, about 1:62, about 1:61, about 1:60, about 1:59, about 1:58, about 1:57, about 1:56, about 1:55, about 1:54, about 1:53, about 1:52, about 1:51, about 1:50, about 1:49, about 1:48, about 1:47, about 1:46, about 1:45, about 1:44, about 1:43, about 1:42, about 1:41, about 1:40, about 1:39, about 1:38, about 1:37, about 1:36, about 1:35, about 1:34, about 1:33, about 1:32, about 1:31, about 1:30, about 1:29, about 1:28, about 1:27, about 1:26, about 1:25, about 1:24, about 1:23, about 1:22, about 1:21, about 1:20, about 1:19, about 1:18, about 1:17, about 1:16, about 1:15, about 1:14, about 1:13, about 1:12, about 1:11, about 1:10, about 1:9, about 1:8, about 1:7,

about 1:6, about 1:5, about 1:4, about 1:3, about 1:2 or about 1:1.

[00938] In some embodiments, the antibody or an antibody fragment thereof comprises one or more choline or choline derivative-peptide derivative formed on the C-terminus of a light chain. In some embodiments, the antibody or an antibody fragment thereof comprises one or more choline or choline derivative-peptide derivative formed on the C-terminus of a heavy chain. In some embodiments, the antibody or an antibody fragment thereof comprises one or more choline or choline derivative-peptide derivative formed on the C-terminus of a light chain and on the C-terminus of a heavy chain.

[00939] In some embodiments, the antibody or an antibody fragment thereof comprises one or more choline or choline derivative-peptide ester formed on the C-terminus of a light chain, the C-terminus of a heavy chain or a combination thereof. In some embodiments, the an antibody or an antibody fragment thereof comprises one or more choline or choline derivative-peptide ester formed on the C-terminus of a light chain. In some embodiments, the an antibody or an antibody fragment thereof comprises one or more choline or choline derivative-peptide ester formed on the C-terminus of a heavy chain. In some embodiments, the an antibody or an antibody fragment thereof comprises one or more choline or choline derivative-peptide ester formed on the C-terminus of a light chain and the C-terminus of a heavy chain.

[00940] In some embodiments, the antibody or an antibody fragment thereof comprises one or more choline or choline derivative-peptide ester formed on a Cys residue. In some embodiments, the antibody or an antibody fragment thereof comprises one or more choline or choline derivative-peptide ester formed on a Lys residue. In some embodiments, the antibody or an antibody fragment thereof comprises one or more choline or choline derivative-peptide ester formed on a Cys residue and a Lys residue. In some embodiments, the one or more choline or choline derivative-peptide ester formed on the Cys residue comprises a linker-to-antibody ratio of 1-30, 2-30, 3-30, 4-30, 5-30, 6-30, 7-30, 8-30, 9-30, 10-30, 11-30, 12-30, 13-30, 14-30, 15-30, 16-30, 17-30, 18-30, 19-30, 20-30, 21-30, 22-30, 23-30, 24-30, 25-30, 26-30, 27-30, 28-30, or 29-30. In some embodiments, the one or more choline or choline derivative-peptide ester formed on the Cys residue comprises a linker-to-antibody ratio of 1-29, 1-28, 1-27, 1-26, 1-25, 1-24, 1-23, 1-22, 1-21, 1-20, 1-19, 1-18, 1-17, 1-16, 1-15, 1-14, 1-13, 1-12, 1-11, 1-10, 1-9, 1-8, 1-7, 1-6, 1-5, 1-4, 1-3, or 1-2. In some embodiments, the one or more choline or choline derivative-peptide ester formed on the Cys residue comprises a linker-to-antibody ratio of 1, 2, 3, 4, 5, 6, 7, 8, 9, 10, 11, 12, 13, 14, 15, 16, 17, 18, 19, 20, 21, 22, 23, 24, 25, 26, 27, 28, 29, or 30. In some embodiments, the one or more choline or choline derivative-peptide ester formed on the Cys residue comprises a linker-to-antibody ratio of 1-6, 2-8, 3-10, 4-12, 5-14, 6-16, 7-18, 8-20, 9-22, 10-24, 11-26, 12-28, or 14-30.

[00941] In some embodiments, the one or more choline or choline derivative-peptide ester formed on the Lys residue comprises a linker-to-antibody ratio of 1-30, 2-30, 3-30, 4-30, 5-30, 6-30, 7-30, 8-30, 9-30, 10-30, 11-30, 12-30, 13-30, 14-30, 15-30, 16-30, 17-30, 18-30, 19-30, 20-30, 21-30, 22-30, 23-30, 24-30, 25-30, 26-30, 27-30, 28-30, or 29-30. In some embodiments, the one or more choline or choline derivative-peptide ester formed on the Lys residue comprises a linker-to-antibody ratio of 1-29, 1-28, 1-27, 1-26, 1-25, 1-24, 1-23, 1-22, 1-21, 1-20, 1-19, 1-18, 1-17, 1-16, 1-15, 1-14, 1-13, 1-12, 1-11, 1-10, 1-9, 1-8, 1-7, 1-6, 1-5, 1-4, 1-3, or 1-2. In some embodiments, the one or more choline or choline derivative-peptide ester formed on the Lys residue comprises a linker-to-antibody ratio of 1, 2, 3, 4, 5, 6, 7, 8, 9, 10, 11, 12, 13, 14, 15, 16, 17, 18, 19, 20, 21, 22, 23, 24, 25, 26, 27, 28, 29, or 30. In some embodiments, the one or more choline or choline derivative-peptide ester formed on the Lys residue comprises a linker-to-antibody ratio of 1-2, 2-4, 3-6, 4-8, 5-10, 6-12, 7-14, 8-16, 9-18, 10-20, 11-22, 12-24, 13-26, 14-28, or 15-30.

[00942] In some embodiments, the an antibody or an antibody fragment comprises a diacid consisting of 1, 2, 3, 4, 5, 6, 7, 8, 9, 10, 11, 12, 13, 14, 15, 16, 17, 18, 19, 20, 21, 22, 23, 24, 25, 26, 27, 28, 29, 30, 31, 32, 33, 34, 35, 36, 37, 38, 39, or 40 carbons in length.

[00943] In some embodiments, the antibody or an antibody fragment thereof comprising one or more fatty acid linked to the C-terminus of a light chain. In some embodiments, the antibody or an antibody fragment thereof comprising one or more fatty acid linked to the C-terminus of a heavy chain. In some embodiments, the antibody or an antibody fragment thereof comprising one or more fatty acid linked to the C-terminus of a light chain and the C-terminus of a heavy chain.

[00944] In some embodiments, the antibody or an antibody fragment thereof comprises one or more fatty acid linked to a Lys residue. In some embodiments, the antibody or an antibody fragment thereof comprises one or more fatty acid linked to a Cys residue. In some embodiments, the antibody or an antibody fragment thereof comprises one or more fatty acid linked to a Lys residue and a Cys residue. In some embodiments, the antibody or an antibody fragment thereof comprises one or more fatty acid linked to a Lys residue with a linker-to-antibody ratio of 1-30, 2-30, 3-30, 4-30, 5-30, 6-30, 7-30, 8-30, 9-30, 10-30, 11-30, 12-30, 13-30, 14-30, 15-30, 16-30, 17-30, 18-30, 19-30, 20-30, 21-30, 22-30, 23-30, 24-30, 25-30, 26-30, 27-30, 28-30, or 29-30. In some embodiments, the antibody or an antibody fragment thereof comprises one or more fatty acid linked to a Lys residue with a linker-to-antibody ratio of 1-29, 1-28, 1-27, 1-26, 1-25, 1-24, 1-23, 1-22, 1-21, 1-20, 1-19, 1-18, 1-17, 1-16, 1-15, 1-14, 1-13, 1-12, 1-11, 1-10, 1-9, 1-8, 1-7, 1-6, 1-5, 1-4, 1-3, or 1-2. In some embodiments, the antibody or an antibody fragment thereof comprises one or more fatty acid linked to a Lys residue with a linker-to-antibody ratio of 1, 2, 3, 4, 5, 6, 7, 8, 9, 10, 11, 12, 13, 14, 15, 16, 17, 18, 19, 20, 21, 22, 23, 24, 25, 26, 27, 28, 29, or 30. In some embodiments,

the antibody or an antibody fragment thereof comprises one or more fatty acid linked to a Lys residue with a linker-to-antibody ratio of 1-2, 2-4, 3-6, 4-8, 5-10, 6-12, 7-14, 8-16, 9-18, 10-20, 11-22, 12-24, 13-26, 14-28, or 15-30.

[00945] In some embodiments, the antibody or an antibody fragment thereof comprises one or more fatty acid linked to a Cys residue with a linker-to-antibody ratio of 1-30, 2-30, 3-30, 4-30, 5-30, 6-30, 7-30, 8-30, 9-30, 10-30, 11-30, 12-30, 13-30, 14-30, 15-30, 16-30, 17-30, 18-30, 19-30, 20-30, 21-30, 22-30, 23-30, 24-30, 25-30, 26-30, 27-30, 28-30, or 29-30. In some embodiments, the antibody or an antibody fragment thereof comprises one or more fatty acid linked to a Cys residue with a linker-to-antibody ratio of 1-29, 1-28, 1-27, 1-26, 1-25, 1-24, 1-23, 1-22, 1-21, 1-20, 1-19, 1-18, 1-17, 1-16, 1-15, 1-14, 1-13, 1-12, 1-11, 1-10, 1-9, 1-8, 1-7, 1-6, 1-5, 1-4, 1-3, or 1-2. In some embodiments, the antibody or an antibody fragment thereof comprises one or more fatty acid linked to a Cys residue with a linker-to-antibody ratio of 1, 2, 3, 4, 5, 6, 7, 8, 9, 10, 11, 12, 13, 14, 15, 16, 17, 18, 19, 20, 21, 22, 23, 24, 25, 26, 27, 28, 29, or 30. In some embodiments, the antibody or an antibody fragment thereof comprises one or more fatty acid linked to a Cys residue with a linker-to-antibody ratio of 1-6, 2-8, 3-10, 4-12, 5-14, 6-16, 7-18, 8-20, 9-22, 10-24, 11-26, 12-28, or 14-30.

[00946] In some embodiments, an antibody or an antibody fragment thereof is linked to fatty acids via a dual conjugation. In some embodiments, the dual conjugation comprises a linker-to-antibody ratio of 1-29, 1-28, 1-27, 1-26, 1-25, 1-24, 1-23, 1-22, 1-21, 1-20, 1-19, 1-18, 1-17, 1-16, 1-15, 1-14, 1-13, 1-12, 1-11, 1-10, 1-9, 1-8, 1-7, 1-6, 1-5, 1-4, 1-3, or 1-2. In some embodiments, the dual conjugation comprises a linker-to-antibody ratio of 1-30, 2-30, 3-30, 4-30, 5-30, 6-30, 7-30, 8-30, 9-30, 10-30, 11-30, 12-30, 13-30, 14-30, 15-30, 16-30, 17-30, 18-30, 19-30, 20-30, 21-30, 22-30, 23-30, 24-30, 25-30, 26-30, 27-30, 28-30, or 29-30. In some embodiments, the dual conjugation comprises a linker-to-antibody ratio of 1, 2, 3, 4, 5, 6, 7, 8, 9, 10, 11, 12, 13, 14, 15, 16, 17, 18, 19, 20, 21, 22, 23, 24, 25, 26, 27, 28, 29, or 30. In some embodiments, the dual conjugation comprises a linker-to-antibody ratio of 1-2, 2-3, 3-4, 4-5, 5-6, 6-7, 7-8, 8-9, 9-10, 10-11, 11-12, 12-13, 13-14, 14-15, 15-16, 16-17, 17-18, 19-20, 20-21, 21-22, 22-23, 23-24, 25-26, 27-28, 28-29, or 29-30.

[00947] In some embodiments, the fatty acid is a substituted or unsubstituted C1, C2, C3, C4, C5, C6, C7, C8, C9, C10, C11, C12, C13, C14, C15, C16, C17, C18, C19, C20, C21, C22, C23, C24, C25, C26, C27, C28, C29, or C30 fatty acid. In some embodiments, the fatty acid is a substituted or unsubstituted C1-C30, C1-C29, C1-C28, C1-C27, C1-C26, C1-C25, C1-C24, C1-C23, C1-C22, C1-C21, C1-C20, C1-C19, C1-C18, C1-C17, C1-C16, C1-C15, C1-C14, C1-C13, C1-C12, C1-C11, C1-C10, C1-C9, C1-C8, C1-C7, C1-C6, C1-C5, C1-C4, C1-C3, or C1-C2 fatty acid. In some embodiments, the fatty acid is a substituted or unsubstituted C2-C30, C3-C30, C4-C30, C5-C30, C6-C30, C7-C30, C8-C30, C9-C30, C10-C30, C11-C30, C12-C30, C13-C30, C14-C30, C15-C30,

C16-C30, C17-C30, C18-C30, C19-C30, C20-C30, C21-C30, C22-C30, C23-C30, C24-C30, C25-C30, C26-C30, C27-C30, C28-C30, or C29-C30 fatty acid. In some embodiments, the fatty acid is a substituted or unsubstituted C2-C25, C3-C20, C4-C15 or C5-C10 fatty acid.

[00948] In another aspect, provided herein is a pharmaceutical composition comprising the composition as provided herein or the compound as provided herein, and one or more ionic liquid.

[00949] In some embodiments, the one or more ionic liquid independently comprises a cation selected from the group consisting of aminoguanidine, choline or choline derivative, ammonium, tetramethyl ammonium, tetraethyl ammonium, tetrabutyl ammonium, and guanidine derivatives.

[00950] In some embodiments, the one or more ionic liquid independently comprises choline or choline derivative.

[00951] In some embodiments, the one or more ionic liquid independently comprises an anion selected from the group consisting of (R)- α -lipoic acid, 2-(4-isobutylphenyl)propionic acid, 2-(4,4-dimethyl-2-pentanyl)-5,7,7-trimethyloctanoic acid, 2-hexyldecanoic acid, 2-hydroxyhippuric acid, 3,7-dimethyloctanoic acid, 4-methylhexanoic acid, 4-methyloctanoic acid, 4-methylvaleric acid, 5-norbornene-2-carboxylic acid, abietic acid, acetic acid, acetylcysteine, arachidonic acid, caffeic acid, cinnamic acid, citric acid, citronellic acid, crotonic acid, D-(+)-galactonic acid, decanoic acid, deoxycholic acid, eicosapentanoic acid, fumaric acid, geranic acid, glutaric acid, glycolic acid, hexanoic acid, 3-phenylpropionic acid, isovaleric acid, L-(+)-tartaric acid, L-ascorbic acid, L-glutathione reduced, lactic acid, lauric acid, levulinic acid, linoleic acid, linolenic acid, maleic acid, malonic acid, mesaconic acid, mandelic acid, nonanoic acid, octanoic acid, oleic acid, p-toluenesulfonic acid, perillic acid, phosphoric acid, pimelic acid, propionic acid, pyroglutamic acid, pyruvic acid, ricinoleic acid, sorbic acid, syringic acid, trans-2-decenoic acid, trans-2-hexenoic acid, trans-2-octenoic acid, trans-3-octenoic acid, trans-7-octenoic acid, transferulic acid, undecanoic acid, vanillic acid, and α -ketoglutaric acid.

[00952] In some embodiments, the one or more ionic liquid independently comprises an anion selected from the group consisting of glycolic acid, tartaric acid, malic acid, hydrocinnamic acid, citric acid, cinnamic acid, mandelic acid, and mesaconic acid.

[00953] In some embodiments, the one or more ionic liquid independently comprises choline or choline derivative-cinnamic acid, choline or choline derivative-mandelic acid, or choline or choline derivative-citric acid.

[00954] In some embodiments, the pharmaceutical composition comprises the composition as provided herein or the compound as provided herein, and the first, the second, the third, the fourth, the fifth, the sixth, the eighth, the ninth, the tenth, or more ionic liquids.

[00955] In some embodiments, the first, the second, the third, the fourth, the fifth, the sixth, the

eighth, the ninth, the tenth, or more ionic liquids independently comprises a cation selected from the group consisting of aminoguanidine, choline or choline derivative, ammonium, tetramethyl ammonium, tetraethyl ammonium, tetrabutyl ammonium, and guanidine derivatives.

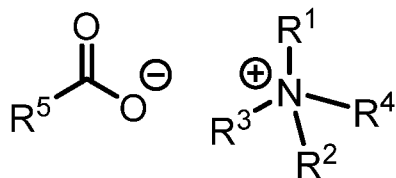
[00956] In some embodiments, the first, the second, the third, the fourth, the fifth, the sixth, the eighth, the ninth, the tenth, or more ionic liquids independently comprises choline or choline derivative.

[00957] In some embodiments, the first, the second, the third, the fourth, the fifth, the sixth, the eighth, the ninth, the tenth, or more ionic liquids independently comprises an anion selected from the group consisting of (R)- α -lipoic acid, 2-(4-isobutylphenyl)propionic acid, 2-(4,4-dimethyl-2-pentanyl)-5,7,7-trimethyloctanoic acid, 2-hexyldecanoic acid, 2-hydroxyhippuric acid, 3,7-dimethyloctanoic acid, 4-methylhexanoic acid, 4-methyloctanoic acid, 4-methylvaleric acid, 5-norbornene-2-carboxylic acid, abietic acid, acetic acid, acetylcysteine, arachidonic acid, caffeic acid, cinnamic acid, citric acid, citronellic acid, crotonic acid, D-(+)-galactonic acid, decanoic acid, deoxycholic acid, eicosapentanoic acid, fumaric acid, geranic acid, glutaric acid, glycolic acid, hexanoic acid, 3-phenylpropionic acid, isovaleric acid, L-(+)-tartaric acid, L-ascorbic acid, L-glutathione reduced, lactic acid, lauric acid, levulinic acid, linoleic acid, linolenic acid, maleic acid, malonic acid, mesaconic acid, mandelic acid, nonanoic acid, octanoic acid, oleic acid, p-toluenesulfonic acid, perillic acid, phosphoric acid, pimelic acid, propionic acid, pyroglutamic acid, pyruvic acid, ricinoleic acid, sorbic acid, syringic acid, trans-2-decenoic acid, trans-2-hexenoic acid, trans-2-octenoic acid, trans-3-octenoic acid, trans-7-octenoic acid, transferulic acid, undecanoic acid, vanillic acid, and α -ketoglutaric acid.

[00958] In some embodiments, the first, the second, the third, the fourth, the fifth, the sixth, the eighth, the ninth, the tenth, or more ionic liquids independently comprises an anion selected from the group consisting of glycolic acid, tartaric acid, malic acid, hydrocinnamic acid, citric acid, cinnamic acid, mandelic acid, and mesaconic acid.

[00959] In some embodiments, the first, the second, the third, the fourth, the fifth, the sixth, the eighth, the ninth, the tenth, or more ionic liquids independently comprises choline or choline derivative-cinnamic acid, choline or choline derivative-mandelic acid, or choline or choline derivative-citric acid.

[00960] In some aspects, provided herein, *inter alia*, is a composition comprising a compound according to Formula I:



Formula I,

wherein:

R^1 , R^2 , and R^3 are independently C_1 - C_5 alkyl;

R^4 is C_2 - C_5 alkyl, wherein the C_2 - C_5 alkyl is unsubstituted or substituted with 1 or more hydroxyl;

R^5 is a therapeutic agent.

[00961] In some embodiments, R^1 , R^2 , and R^3 are methyl.

[00962] In some embodiments, R^1 , R^2 , and R^3 are ethyl.

[00963] In some embodiments, R^1 , R^2 , and R^3 are propyl.

[00964] In some embodiments, R^1 and R^2 are methyl, and R^3 is ethyl.

[00965] In some embodiments, R^1 and R^3 are methyl, and R^2 is ethyl.

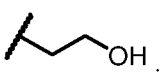
[00966] In some embodiments, R^1 and R^2 are ethyl, and R^3 is methyl.

[00967] In some embodiments, R^1 and R^3 are ethyl, and R^2 is methyl.

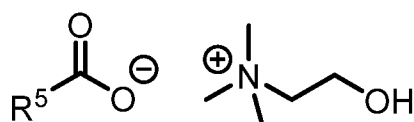
[00968] In some embodiments, R^1 and R^2 are propyl, and R^3 is methyl.

[00969] In some embodiments, R^1 and R^3 are propyl, and R^2 is methyl.

[00970] In some embodiments, R^4 is C_2 - C_5 alkyl substituted with a hydroxyl.

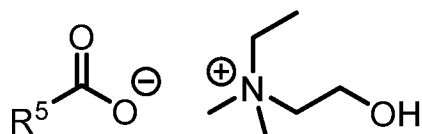
[00971] In some embodiments, R^4 is .

[00972] In some embodiments, the compound is according to Formula Ia:



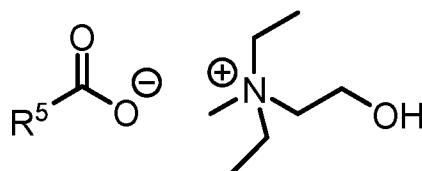
Formula Ia.

[00973] In some embodiments, the compound is according to Formula Ib:



Formula Ib.

[00974] In some embodiments, the compound is according to Formula Ic:



Formula Ic.

[00975] In some embodiments, the therapeutic agent is an antibody or an antibody fragment thereof.

[00976] In some embodiments, the therapeutic agent is any one selected from the group consisting of a chimeric monoclonal anti-TNF- α antibody or an antibody fragment thereof, a monoclonal anti-TNF- α antibody or an antibody fragment thereof, an anti-human IL-12 and IL-23 subunit antibody or an antibody fragment thereof, a human monoclonal anti-TNF- α antibody or an antibody fragment thereof, an anti-integrin $\alpha 4\beta 1$ antibody or an antibody fragment thereof, an anti-integrin $\alpha 4\beta 7$ antibody or an antibody fragment thereof, and a fragment of an anti-TNF- α antibody.

[00977] In some embodiments, the therapeutic agent is any one selected from the group consisting of infliximab or an antibody fragment thereof, adalimumab or an antibody fragment thereof, ustekinumab or an antibody fragment thereof, golimumab or an antibody fragment thereof, natalizumab or an antibody fragment thereof, vedolizumab or an antibody fragment thereof, and certolizumab pegol or an antibody fragment thereof.

[00978] In some embodiments, the therapeutic agent comprises: (i) a sequence with at least 75% sequence identity to the sequence of SEQ ID NO: 1 or SEQ ID NO: 24, a sequence with at least 75% sequence identity to the sequence of SEQ ID NO: 2, or a combination thereof; (ii) a sequence with at least 75% sequence identity to the sequence of SEQ ID NO: 3, SEQ ID NO: 4, or SEQ ID NO: 5, a sequence with at least 75% sequence identity to the sequence of SEQ ID NO: 6 or SEQ ID NO: 7, or any combination thereof; (iii) a sequence with at least 75% sequence identity to the sequence of SEQ ID NO: 8, a sequence with at least 75% sequence identity to the sequence of SEQ ID NO: 9, or a combination thereof; (iv) a sequence with at least 75% sequence identity to the sequence of SEQ ID NO: 10, a sequence with at least 75% sequence identity to the sequence of SEQ ID NO: 11, or a combination thereof; (v) a sequence with at least 75% sequence identity to the sequence of SEQ ID NO: 12 or SEQ ID NO: 13, a sequence with at least 75% sequence identity to the sequence of SEQ ID NO: 14 or SEQ ID NO: 15, or any combination thereof; (vi) a sequence with at least 75% sequence identity to the sequence of SEQ ID NO: 16, a sequence with at least 75% sequence identity to the sequence of SEQ ID NO: 17, or a combination thereof; or (vii) a sequence with at least 75% sequence identity to the sequence of SEQ ID NO: 18, a sequence with at least 75% sequence identity to the sequence of SEQ ID NO: 19, or a combination thereof.

[00979] In some embodiments, the therapeutic agent comprises: (i) the sequence of SEQ ID NO: 1 or SEQ ID NO: 24, the sequence of SEQ ID NO: 2, or a combination thereof; (ii) the sequence of SEQ ID NO: 3, SEQ ID NO: 4, or SEQ ID NO: 5, the sequence of SEQ ID NO: 6 or SEQ ID NO: 7, or any combination thereof; (iii) the sequence of SEQ ID NO: 8, the sequence of SEQ ID NO: 9,

or a combination thereof; (iv) the sequence of SEQ ID NO: 10, the sequence of SEQ ID NO: 11, or a combination thereof; (v) the sequence of SEQ ID NO: 12 or SEQ ID NO: 13, the sequence of SEQ ID NO: 14 or SEQ ID NO: 15, or any combination thereof; (vi) the sequence of SEQ ID NO: 16, the sequence of SEQ ID NO: 17, or a combination thereof; or (vii) the sequence of SEQ ID NO: 18, the sequence of SEQ ID NO: 19, or a combination thereof.

[00980] In some embodiments, the therapeutic agent comprises: (i) the sequence of SEQ ID NO: 1 or SEQ ID NO: 24, and the sequence of SEQ ID NO: 2; (ii) the sequence of SEQ ID NO: 3 and the sequence of SEQ ID NO: 6, the sequence of SEQ ID NO: 4 and the sequence of SEQ ID NO: 6, or the sequence of SEQ ID NO: 5 and SEQ ID NO: 7; (iii) the sequence of SEQ ID NO: 8 and the sequence of SEQ ID NO: 9; (iv) the sequence of SEQ ID NO: 10 and the sequence of SEQ ID NO: 11; (v) the sequence of SEQ ID NO: 12 and the sequence of SEQ ID NO: 14, or the sequence of SEQ ID NO: 13 and the sequence of SEQ ID NO: 15; (vi) the sequence of SEQ ID NO: 16 and the sequence of SEQ ID NO: 17; or (vii) the sequence of SEQ ID NO: 18 and the sequence of SEQ ID NO: 19.

[00981] In some embodiments, the therapeutic agent is a chimeric monoclonal anti-TNF- α antibody or an antibody fragment thereof.

[00982] In some embodiments, the therapeutic agent comprises the sequence of SEQ ID NO: 1 or SEQ ID NO: 24, and the sequence of SEQ ID NO: 2.

[00983] In some embodiments, the composition comprises a $\text{R}^5\text{C}(=\text{O})\text{O}^-$ to $\text{R}^3\text{N}^+(\text{R}^1)(\text{R}^2)(\text{R}^4)$ molar ratio of from about 1:1 to about 1:164.

[00984] In some embodiments, the composition comprises a $\text{R}^5\text{C}(=\text{O})\text{O}^-$ to $\text{R}^3\text{N}^+(\text{R}^1)(\text{R}^2)(\text{R}^4)$ molar ratio of about 1:1.

[00985] In some embodiments, the composition comprises a $\text{R}^5\text{C}(=\text{O})\text{O}^-$ to $\text{R}^3\text{N}^+(\text{R}^1)(\text{R}^2)(\text{R}^4)$ molar ratio of about 1:33.

[00986] In some embodiments, the composition comprises a $\text{R}^5\text{C}(=\text{O})\text{O}^-$ to $\text{R}^3\text{N}^+(\text{R}^1)(\text{R}^2)(\text{R}^4)$ molar ratio of about 1:41.

[00987] In some embodiments, the composition comprises a $\text{R}^5\text{C}(=\text{O})\text{O}^-$ to $\text{R}^3\text{N}^+(\text{R}^1)\text{R}^2\text{R}^4$ molar ratio of about 1:66.

[00988] In some embodiments, the composition comprises a $\text{R}^5\text{C}(=\text{O})\text{O}^-$ to $\text{R}^3\text{N}^+(\text{R}^1)\text{R}^2\text{R}^4$ molar ratio of about 1:82.

[00989] In some embodiments, the composition comprises a $\text{R}^5\text{C}(=\text{O})\text{O}^-$ to $\text{R}^3\text{N}^+(\text{R}^1)\text{R}^2\text{R}^4$ molar ratio of about 1:132.

[00990] In some embodiments, the composition comprises a $\text{R}^5\text{C}(=\text{O})\text{O}^-$ to $\text{R}^3\text{N}^+(\text{R}^1)\text{R}^2\text{R}^4$ molar ratio of about 1:164.

[00991] In some embodiments, the therapeutic agent is a monoclonal anti-TNF- α antibody or an antibody fragment thereof.

[00992] In some embodiments, the therapeutic agent comprises the sequence of SEQ ID NO: 3 and the sequence of SEQ ID NO: 6, the sequence of SEQ ID NO: 4 and the sequence of SEQ ID NO: 6, or the sequence of SEQ ID NO: 5 and SEQ ID NO: 7.

[00993] In some embodiments, the composition comprises a $\text{R}^5\text{C}(=\text{O})\text{O}^-$ to $\text{R}^3\text{N}^+(\text{R}^1)\text{R}^2\text{R}^4$ molar ratio of from about 1:1 to about 1:144.

[00994] In some embodiments, the therapeutic agent is an anti-human IL-12 and IL-23 subunit antibody or an antibody fragment thereof.

[00995] In some embodiments, the therapeutic agent comprises the sequence of SEQ ID NO: 8 and the sequence of SEQ ID NO: 9.

[00996] In some embodiments, the composition comprises a $\text{R}^5\text{C}(=\text{O})\text{O}^-$ to $\text{R}^3\text{N}^+(\text{R}^1)\text{R}^2\text{R}^4$ molar ratio of from about 1:1 to about 1:140.

[00997] In some embodiments, the therapeutic agent is a human monoclonal anti-TNF- α antibody or an antibody fragment thereof.

[00998] In some embodiments, the therapeutic agent comprises the sequence of SEQ ID NO: 10 and the sequence of SEQ ID NO: 11.

[00999] In some embodiments, the composition comprises a $\text{R}^5\text{C}(=\text{O})\text{O}^-$ to $\text{R}^3\text{N}^+(\text{R}^1)\text{R}^2\text{R}^4$ molar ratio of from about 1:1 to about 1:80.

[001000] In some embodiments, the therapeutic agent is an anti-integrin $\alpha 4\beta 1$ antibody or an antibody fragment thereof.

[001001] In some embodiments, the therapeutic agent comprises the sequence of SEQ ID NO: 12 and the sequence of SEQ ID NO: 14, or the sequence of SEQ ID NO: 13 and the sequence of SEQ ID NO: 15.

[001002] In some embodiments, the composition comprises a $\text{R}^5\text{C}(=\text{O})\text{O}^-$ to $\text{R}^3\text{N}^+(\text{R}^1)\text{R}^2\text{R}^4$ molar ratio of from about 1:1 to about 1:156.

[001003] In some embodiments, the therapeutic agent is an anti-integrin $\alpha 4\beta 7$ antibody or an antibody fragment thereof.

[001004] In some embodiments, the therapeutic agent comprises the sequence of SEQ ID NO: 16 and the sequence of SEQ ID NO: 17.

[001005] In some embodiments, the composition comprises a $\text{R}^5\text{C}(=\text{O})\text{O}^-$ to $\text{R}^3\text{N}^+(\text{R}^1)\text{R}^2\text{R}^4$ molar ratio of from about 1:1 to about 1:256.

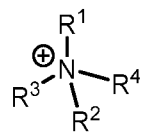
[001006] In some embodiments, the therapeutic agent is a fragment of an anti-TNF- α antibody.

[001007] In some embodiments, the therapeutic agent comprises the sequence of SEQ ID NO: 18 and the sequence of SEQ ID NO: 19.

[001008] In some embodiments, the composition comprises a $\text{R}^5\text{C}(=\text{O})\text{O}^-$ to $\text{R}^3\text{N}^+(\text{R}^1)\text{R}^2\text{R}^4$ molar ratio of from about 1:1 to about 1:70.

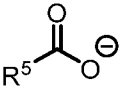
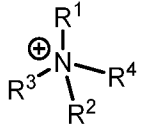
[001009] In some embodiments, the composition comprises a $\text{R}^5\text{C}(=\text{O})\text{O}^-$ to $\text{R}^3\text{N}^+(\text{R}^1)\text{R}^2\text{R}^4$ molar ratio of

from about 1:1 to about 1:20. In some embodiments, the composition comprises a  to



molar ratio of from about 1:1 to about 1:260, from about 1:1 to about 1:259, from about 1:1 to about 1:258, from about 1:1 to about 1:257, from about 1:1 to about 1:256, from about 1:1 to about 1:255, from about 1:1 to about 1:254, from about 1:1 to about 1:253, from about 1:1 to about 1:252, from about 1:1 to about 1:251, from about 1:1 to about 1:250, from about 1:1 to about 1:249, from about 1:1 to about 1:248, from about 1:1 to about 1:247, from about 1:1 to about 1:246, from about 1:1 to about 1:245, from about 1:1 to about 1:244, from about 1:1 to about 1:243, from about 1:1 to about 1:242, from about 1:1 to about 1:241, from about 1:1 to about 1:240, from about 1:1 to about 1:239, from about 1:1 to about 1:238, from about 1:1 to about 1:237, from about 1:1 to about 1:236, from about 1:1 to about 1:235, from about 1:1 to about 1:234, from about 1:1 to about 1:233, from about 1:1 to about 1:232, from about 1:1 to about 1:231, from about 1:1 to about 1:230, from about 1:1 to about 1:229, from about 1:1 to about 1:228, from about 1:1 to about 1:227, from about 1:1 to about 1:226, from about 1:1 to about 1:225, from about 1:1 to about 1:224, from about 1:1 to about 1:223, from about 1:1 to about 1:222, from about 1:1 to about 1:221, from about 1:1 to about 1:220, from about 1:1 to about 1:219, from about 1:1 to about 1:218, from about 1:1 to about 1:217, from about 1:1 to about 1:216, from about 1:1 to about 1:215, from about 1:1 to about 1:214, from about 1:1 to about 1:213, from about 1:1 to about 1:212, from about 1:1 to about 1:211, from about 1:1 to about 1:210, from about 1:1 to about 1:209, from about 1:1 to about 1:208, from about 1:1 to about 1:207, from about 1:1 to about 1:206, from about 1:1 to about 1:205, from about 1:1 to about 1:204, from about 1:1 to about 1:203, from about 1:1 to about 1:202, from about 1:1 to about 1:201, from about 1:1 to about 1:200, from about 1:1 to about 1:199, from about 1:1 to about 1:198, from about 1:1 to about 1:197, from about 1:1 to about 1:196, from about 1:1 to about 1:195, from about 1:1 to about 1:194, from about 1:1 to about 1:193, from about 1:1 to about 1:192, from about 1:1 to about 1:191, from about 1:1 to about 1:190, from about 1:1 to about 1:189, from about 1:1 to about 1:188, from about 1:1 to about 1:187, from about 1:1 to about 1:186, from about 1:1 to about 1:185, from about 1:1 to about 1:184, from about 1:1 to about 1:183, from about 1:1 to about 1:182, from about 1:1 to about 1:181, from about 1:1 to about 1:180, from about 1:1 to about 1:179, from about 1:1 to about 1:178, from about 1:1 to about 1:177, from about 1:1 to about 1:176, from about 1:1 to about 1:175, from about 1:1 to about 1:174, from about 1:1 to about 1:173, from about 1:1 to about 1:172, from about 1:1 to about 1:171, from about 1:1 to about 1:170, from about 1:1 to about 1:169, from about 1:1 to about 1:168, from about 1:1 to about 1:167, from about 1:1 to about 1:166, from

to about 1:56, from about 1:1 to about 1:55, from about 1:1 to about 1:54, from about 1:1 to about 1:53, from about 1:1 to about 1:52, from about 1:1 to about 1:51, from about 1:1 to about 1:50, from about 1:1 to about 1:49, from about 1:1 to about 1:48, from about 1:1 to about 1:47, from about 1:1 to about 1:46, from about 1:1 to about 1:45, from about 1:1 to about 1:44, from about 1:1 to about 1:43, from about 1:1 to about 1:42, from about 1:1 to about 1:41, from about 1:1 to about 1:40, from about 1:1 to about 1:39, from about 1:1 to about 1:38, from about 1:1 to about 1:37, from about 1:1 to about 1:36, from about 1:1 to about 1:35, from about 1:1 to about 1:34, from about 1:1 to about 1:33, from about 1:1 to about 1:32, from about 1:1 to about 1:31, from about 1:1 to about 1:30, from about 1:1 to about 1:29, from about 1:1 to about 1:28, from about 1:1 to about 1:27, from about 1:1 to about 1:26, from about 1:1 to about 1:25, from about 1:1 to about 1:24, from about 1:1 to about 1:23, from about 1:1 to about 1:22, from about 1:1 to about 1:21, from about 1:1 to about 1:20, from about 1:1 to about 1:19, from about 1:1 to about 1:18, from about 1:1 to about 1:17, from about 1:1 to about 1:16, from about 1:1 to about 1:15, from about 1:1 to about 1:14, from about 1:1 to about 1:13, from about 1:1 to about 1:12, from about 1:1 to about 1:11, from about 1:1 to about 1:10, from about 1:1 to about 1:9, from about 1:1 to about 1:8, from about 1:1 to about 1:7, from about 1:1 to about 1:6, from about 1:1 to about 1:5, from about 1:1 to about 1:4, from about 1:1 to about 1:3, or from about 1:1 to about 1:2.

[001010] In some embodiments, the composition comprises a  to  molar ratio of about 1:260, about 1:259, about 1:258, about 1:257, about 1:256, about 1:255, about 1:254, about 1:253, about 1:252, about 1:251, about 1:250, about 1:249, about 1:248, about 1:247, about 1:246, about 1:245, about 1:244, about 1:243, about 1:242, about 1:241, about 1:240, about 1:239, about 1:238, about 1:237, about 1:236, about 1:235, about 1:234, about 1:233, about 1:232, about 1:231, about 1:230, about 1:229, about 1:228, about 1:227, about 1:226, about 1:225, about 1:224, about 1:223, about 1:222, about 1:221, about 1:220, about 1:219, about 1:218, about 1:217, about 1:216, about 1:215, about 1:214, about 1:213, about 1:212, about 1:211, about 1:210, about 1:209, about 1:208, about 1:207, about 1:206, about 1:205, about 1:204, about 1:203, about 1:202, about 1:201, about 1:200, about 1:199, about 1:198, about 1:197, about 1:196, about 1:195, about 1:194, about 1:193, about 1:192, about 1:191, about 1:190, about 1:189, about 1:188, about 1:187, about 1:186, about 1:185, about 1:184, about 1:183, about 1:182, about 1:181, about 1:180, about 1:179, about 1:178, about 1:177, about 1:176, about 1:175, about 1:174, about 1:173, about 1:172, about 1:171, about 1:170, about 1:169, about 1:168, about 1:167, about 1:166, about 1:165, about 1:164, about 1:163, about 1:162, about 1:161, about 1:160, about 1:159, about 1:158, about 1:157, about 1:156,

about 1:155, about 1:154, about 1:153, about 1:152, about 1:151, about 1:150, about 1:149, about 1:148, about 1:147, about 1:146, about 1:145, about 1:144, about 1:143, about 1:142, about 1:141, about 1:140, about 1:139, about 1:138, about 1:137, about 1:136, about 1:135, about 1:134, about 1:133, about 1:132, about 1:131, about 1:130, about 1:129, about 1:128, about 1:127, about 1:126, about 1:125, about 1:124, about 1:123, about 1:122, about 1:121, about 1:120, about 1:119, about 1:118, about 1:117, about 1:116, about 1:115, about 1:114, about 1:113, about 1:112, about 1:111, about 1:110, about 1:109, about 1:108, about 1:107, about 1:106, about 1:105, about 1:104, about 1:103, about 1:102, about 1:101, about 1:100, about 1:99, about 1:98, about 1:97, about 1:96, about 1:95, about 1:94, about 1:93, about 1:92, about 1:91, about 1:90, about 1:89, about 1:88, about 1:87, about 1:86, about 1:85, about 1:84, about 1:83, about 1:82, about 1:81, about 1:80, about 1:79, about 1:78, about 1:77, about 1:76, about 1:75, about 1:74, about 1:73, about 1:72, about 1:71, about 1:70, about 1:69, about 1:68, about 1:67, about 1:66, about 1:65, about 1:64, about 1:63, about 1:62, about 1:61, about 1:60, about 1:59, about 1:58, about 1:57, about 1:56, about 1:55, about 1:54, about 1:53, about 1:52, about 1:51, about 1:50, about 1:49, about 1:48, about 1:47, about 1:46, about 1:45, about 1:44, about 1:43, about 1:42, about 1:41, about 1:40, about 1:39, about 1:38, about 1:37, about 1:36, about 1:35, about 1:34, about 1:33, about 1:32, about 1:31, about 1:30, about 1:29, about 1:28, about 1:27, about 1:26, about 1:25, about 1:24, about 1:23, about 1:22, about 1:21, about 1:20, about 1:19, about 1:18, about 1:17, about 1:16, about 1:15, about 1:14, about 1:13, about 1:12, about 1:11, about 1:10, about 1:9, about 1:8, about 1:7, about 1:6, about 1:5, about 1:4, about 1:3, about 1:2 or about 1:1.

[001011] In some embodiments, the composition comprises an antibody or an antibody fragment thereof having a modified antibody structure.

[001012] In some embodiments, the composition comprises an antibody or an antibody fragment thereof having a choline or choline derivative-modified antibody structure.

[001013] In some embodiments, the composition comprises an antibody or an antibody fragment thereof having a cation moiety comprising choline or choline derivative.

[001014] In some embodiments, the composition comprises an antibody or an antibody fragment thereof having a cation moiety comprising a choline or choline derivative-like residue.

[001015] In some embodiments, the composition comprises an antibody or an antibody fragment thereof comprising one or more choline or choline derivative-peptide derivative formed on the C-terminus of a light chain, the C-terminus of a heavy chain or a combination thereof.

[001016] In some embodiments, the composition comprises an antibody or an antibody fragment thereof comprising one or more choline or choline derivative-peptide derivative formed on a Glu residue, a Asp residue, or a combination thereof.

[001017] In some embodiments, the composition comprises an antibody or an antibody fragment thereof comprising a linker comprising one or more gamma glutamate (γ Glu) residues, one or more 8-amino-3,6-dioxaoctanoic acid (OEG) residues, or a combination thereof.

[001018] In some embodiments, the composition comprises an antibody or an antibody fragment thereof comprising a linker comprising one or more gamma glutamate (γ Glu) residues.

[001019] In some embodiments, the composition comprises an antibody or an antibody fragment comprising a choline or choline derivative-peptide ester that is formed on the carboxylic acid of the one or more gamma glutamate residues of the linker

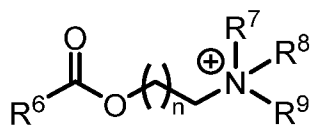
[001020] In some embodiments, the composition comprises an antibody or an antibody fragment thereof comprising a choline or choline derivative-peptide derivative that is formed on the carboxylic acid of the one or more gamma glutamate residues of the linker.

[001021] In some embodiments, the composition comprises an antibody or an antibody fragment thereof comprising a diacid consisting of 18 or 20 carbons in length.

[001022] In some embodiments, the diacid comprises a C20 fatty diacid.

[001023] In some embodiments, the diacid comprises 1,20-icosanedioic acid.

[001024] In another aspect, provided herein is a compound according to Formula II:



Formula II,

wherein:

R^6 is a therapeutic agent.

R^7 , R^8 , and R^9 are independently $\text{C}_1\text{-C}_5$ alkyl; and

n is 1, 2, 3, 4, or 5.

[001025] In some embodiments, R^7 , R^8 , and R^9 are methyl.

[001026] In some embodiments, R^7 , R^8 , and R^9 are ethyl.

[001027] In some embodiments, R^7 , R^8 , and R^9 are propyl.

[001028] In some embodiments, R^7 and R^8 are methyl, and R^9 is ethyl.

[001029] In some embodiments, R^7 and R^9 are methyl, and R^8 is ethyl.

[001030] In some embodiments, R^7 and R^8 are ethyl, and R^9 is methyl.

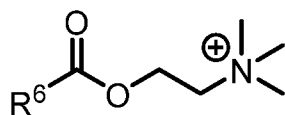
[001031] In some embodiments, R^7 and R^9 are ethyl, and R^8 is methyl.

[001032] In some embodiments, R^7 and R^8 are propyl, and R^9 is methyl.

[001033] In some embodiments, R^7 and R^9 are propyl, and R^8 is methyl.

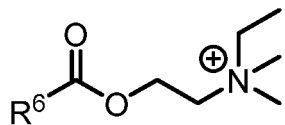
[001034] In some embodiments, n is 1.

[001035] In some embodiments, the compound is according to Formula IIa:



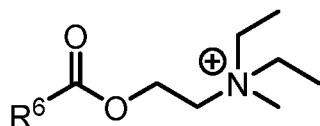
Formula IIa.

[001036] In some embodiments, the compound is according to Formula IIb:



Formula IIb.

[001037] In some embodiments, the compound is according to Formula IIc:



Formula IIc.

[001038] In some embodiments, the therapeutic agent is an antibody or an antibody fragment thereof.

[001039] In some embodiments, the therapeutic agent is any one selected from the group consisting of a chimeric monoclonal anti-TNF- α antibody or an antibody fragment thereof, a monoclonal anti-TNF- α antibody or an antibody fragment thereof, an anti-human IL-12 and IL-23 subunit antibody or an antibody fragment thereof, a human monoclonal anti-TNF- α antibody or an antibody fragment thereof, an anti-integrin $\alpha 4\beta 1$ antibody or an antibody fragment thereof, an anti-integrin $\alpha 4\beta 7$ antibody or an antibody fragment thereof, and a fragment of an anti-TNF- α antibody.

[001040] In some embodiments, the therapeutic agent is any one selected from the group consisting of infliximab or an antibody fragment thereof, adalimumab or an antibody fragment thereof, ustekinumab or an antibody fragment thereof, golimumab or an antibody fragment thereof, natalizumab or an antibody fragment thereof, vedolizumab or an antibody fragment thereof, and certolizumab pegol or an antibody fragment thereof.

[001041] In some embodiments, the therapeutic agent comprises: (i) a sequence with at least 75% sequence identity to the sequence of SEQ ID NO: 1 or SEQ ID NO: 24, a sequence with at least 75% sequence identity to the sequence of SEQ ID NO: 2, or a combination thereof; (ii) a sequence with at least 75% sequence identity to the sequence of SEQ ID NO: 3, SEQ ID NO: 4, or SEQ ID NO: 5, a sequence with at least 75% sequence identity to the sequence of SEQ ID NO: 6 or SEQ ID NO: 7, or any combination thereof; (iii) a sequence with at least 75% sequence identity to the sequence of SEQ ID NO: 8, a sequence with at least 75% sequence identity to the sequence of SEQ ID NO: 9, or a combination thereof; (iv) a sequence with at least 75% sequence identity to the

sequence of SEQ ID NO: 10, a sequence with at least 75% sequence identity to the sequence of SEQ ID NO: 11, or a combination thereof; (v) a sequence with at least 75% sequence identity to the sequence of SEQ ID NO: 12 or SEQ ID NO: 13, a sequence with at least 75% sequence identity to the sequence of SEQ ID NO: 14 or SEQ ID NO: 15, or any combination thereof; (vi) a sequence with at least 75% sequence identity to the sequence of SEQ ID NO: 16, a sequence with at least 75% sequence identity to the sequence of SEQ ID NO: 17, or a combination thereof; or (vii) a sequence with at least 75% sequence identity to the sequence of SEQ ID NO: 18, a sequence with at least 75% sequence identity to the sequence of SEQ ID NO: 19, or a combination thereof.

[001042] In some embodiments, the therapeutic agent comprises: (i) the sequence of SEQ ID NO: 1 or SEQ ID NO: 24, the sequence of SEQ ID NO: 2, or a combination thereof; (ii) the sequence of SEQ ID NO: 3, SEQ ID NO: 4, or SEQ ID NO: 5, the sequence of SEQ ID NO: 6 or SEQ ID NO: 7, or any combination thereof; (iii) the sequence of SEQ ID NO: 8, the sequence of SEQ ID NO: 9, or a combination thereof; (iv) the sequence of SEQ ID NO: 10, the sequence of SEQ ID NO: 11, or a combination thereof; (v) the sequence of SEQ ID NO: 12 or SEQ ID NO: 13, the sequence of SEQ ID NO: 14 or SEQ ID NO: 15, or any combination thereof; (vi) the sequence of SEQ ID NO: 16, the sequence of SEQ ID NO: 17, or a combination thereof; or (vii) the sequence of SEQ ID NO: 18, the sequence of SEQ ID NO: 19, or a combination thereof.

[001043] In some embodiments, the therapeutic agent comprises: (i) the sequence of SEQ ID NO: 1 or SEQ ID NO: 24, and the sequence of SEQ ID NO: 2; (ii) the sequence of SEQ ID NO: 3 and the sequence of SEQ ID NO: 6, the sequence of SEQ ID NO: 4 and the sequence of SEQ ID NO: 6, or the sequence of SEQ ID NO: 5 and SEQ ID NO: 7; (iii) the sequence of SEQ ID NO: 8 and the sequence of SEQ ID NO: 9; (iv) the sequence of SEQ ID NO: 10 and the sequence of SEQ ID NO: 11; (v) the sequence of SEQ ID NO: 12 and the sequence of SEQ ID NO: 14, or the sequence of SEQ ID NO: 13 and the sequence of SEQ ID NO: 15; (vi) the sequence of SEQ ID NO: 16 and the sequence of SEQ ID NO: 17; or (vii) the sequence of SEQ ID NO: 18 and the sequence of SEQ ID NO: 19.

[001044] In some embodiments, the therapeutic agent is a chimeric monoclonal anti-TNF- α antibody or an antibody fragment thereof.

[001045] In some embodiments, the therapeutic agent comprises the sequence of SEQ ID NO: 1 or SEQ ID NO: 24, and the sequence of SEQ ID NO: 2.

[001046] In some embodiments, the therapeutic agent is a monoclonal anti-TNF- α antibody or an antibody fragment thereof.

[001047] In some embodiments, the therapeutic agent comprises the sequence of SEQ ID NO: 3 and the sequence of SEQ ID NO: 6, the sequence of SEQ ID NO: 4 and the sequence of SEQ ID

NO: 6, or the sequence of SEQ ID NO: 5 and SEQ ID NO: 7.

[001048] In some embodiments, the therapeutic agent is an anti-human IL-12 and IL-23 subunit antibody or an antibody fragment thereof.

[001049] In some embodiments, the therapeutic agent comprises the sequence of SEQ ID NO: 8 and the sequence of SEQ ID NO: 9.

[001050] In some embodiments, the therapeutic agent is a human monoclonal anti-TNF- α antibody or an antibody fragment thereof.

[001051] In some embodiments, the therapeutic agent comprises the sequence of SEQ ID NO: 10 and the sequence of SEQ ID NO: 11.

[001052] In some embodiments, the therapeutic agent is an anti-integrin $\alpha 4\beta 1$ antibody or an antibody fragment thereof.

[001053] In some embodiments, the therapeutic agent comprises the sequence of SEQ ID NO: 12 and the sequence of SEQ ID NO: 14, or the sequence of SEQ ID NO: 13 and the sequence of SEQ ID NO: 15.

[001054] In some embodiments, the therapeutic agent is an anti-integrin $\alpha 4\beta 7$ antibody or an antibody fragment thereof.

[001055] In some embodiments, the therapeutic agent comprises the sequence of SEQ ID NO: 16 and the sequence of SEQ ID NO: 17.

[001056] In some embodiments, the therapeutic agent is a fragment of an anti-TNF- α antibody.

[001057] In some embodiments, the therapeutic agent comprises the sequence of SEQ ID NO: 18 and the sequence of SEQ ID NO: 19.

[001058] In some embodiments, the compound comprises an antibody or an antibody fragment thereof having a modified antibody structure.

[001059] In some embodiments, the compound comprises an antibody or an antibody fragment thereof having a choline or choline derivative-modified antibody structure.

[001060] In some embodiments, the compound comprises an antibody or an antibody fragment thereof having a cation moiety comprising choline or choline derivative.

[001061] In some embodiments, the compound comprises an antibody or an antibody fragment thereof having a choline or choline derivative-modified ester structure.

[001062] In some embodiments, the compound comprises an antibody or an antibody fragment thereof having a cation moiety comprising a choline or choline derivative-like residue.

[001063] In some embodiments, the compound comprises an antibody or an antibody fragment thereof comprising one or more choline or choline derivative-peptide ester formed on the C-terminus of a light chain, the C-terminus of a heavy chain or a combination thereof.

[001064] In some embodiments, the compound comprises an antibody or an antibody fragment thereof comprising one or more choline or choline derivative-peptide ester formed on a Cys residue, a Lys residue, or any combination thereof.

[001065] In some embodiments, the one or more choline or choline derivative-peptide ester formed on the Cys residue comprises a linker-to-antibody ratio of 2-8, the one or more choline or choline derivative-peptide ester formed on the Lys residue comprises a linker-to-antibody ratio of 2-4, or a combination thereof.

[001066] In some embodiments, the compound comprises an antibody or an antibody fragment comprising a linker comprising one or more gamma glutamate (γ Glu) residues, one or more 8-amino-3,6-dioxaoctanoic acid (OEG) residues, or a combination thereof.

[001067] In some embodiments, the compound comprises an antibody or an antibody fragment comprising a linker comprising one or more gamma glutamate (γ Glu) residues.

[001068] In some embodiments, the compound comprises an antibody or an antibody fragment comprising a choline or choline derivative-peptide derivative that is formed on the carboxylic acid of the one or more gamma glutamate residues of the linker.

[001069] In some embodiments, the compound comprises an antibody or an antibody fragment comprising a choline or choline derivative-peptide ester that is formed on the carboxylic acid of the one or more gamma glutamate residues of the linker.

[001070] In some embodiments, the compound comprises an antibody or an antibody fragment comprising a diacid consisting of 18 or 20 carbons in length.

[001071] In some embodiments, the diacid comprises a C₂₀ fatty diacid.

[001072] In some embodiments, the diacid comprises 1,20-icosanedioic acid.

[001073] In another aspect, provided herein is a compound according to Formula III:



Formula III,

wherein:

R¹⁰ is a therapeutic agent;

R¹¹ is substituted or unsubstituted C₅-C₁₀;

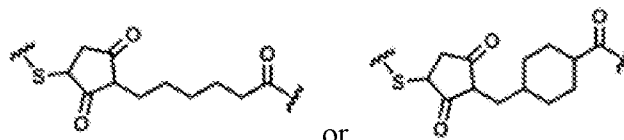
X¹ is - $\text{C}(=\text{O})$ -, -S-, or -NH-; and

L¹ is a covalent bond or a linker.

[001074] In some embodiments, L¹ is a non-cleavable linker.

[001075] In some embodiments, L¹ comprises a maleimide alkane linker or a maleimide

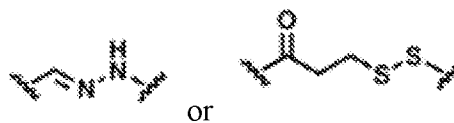
cyclohexane linker.



[001076] In some embodiments, L¹ comprises

[001077] In some embodiments, L¹ is a chemically cleavable linker.

[001078] In some embodiments, L¹ comprises a hydrazone linker or a disulfide linker.



[001079] In some embodiments, L¹ comprises

[001080] In some embodiments, R¹¹ is substituted or unsubstituted C₁₀.

[001081] In some embodiments, the therapeutic agent is an antibody or an antibody fragment thereof.

[001082] In some embodiments, the therapeutic agent is any one selected from the group consisting of a chimeric monoclonal anti-TNF- α antibody or an antibody fragment thereof, a monoclonal anti-TNF- α antibody or an antibody fragment thereof, an anti-human IL-12 and IL-23 subunit antibody or an antibody fragment thereof, a human monoclonal anti-TNF- α antibody or an antibody fragment thereof, an anti-integrin $\alpha 4\beta 1$ antibody or an antibody fragment thereof, an anti-integrin $\alpha 4\beta 7$ antibody or an antibody fragment thereof, and a fragment of an anti-TNF- α antibody.

[001083] In some embodiments, the therapeutic agent is any one selected from the group consisting of infliximab or an antibody fragment thereof, adalimumab or an antibody fragment thereof, ustekinumab or an antibody fragment thereof, golimumab or an antibody fragment thereof, natalizumab or an antibody fragment thereof, vedolizumab or an antibody fragment thereof, and certolizumab pegol or an antibody fragment thereof.

[001084] In some embodiments, the therapeutic agent comprises: (i) a sequence with at least 75% sequence identity to the sequence of SEQ ID NO: 1 or SEQ ID NO: 24, a sequence with at least 75% sequence identity to the sequence of SEQ ID NO: 2, or a combination thereof; (ii) a sequence with at least 75% sequence identity to the sequence of SEQ ID NO: 3, SEQ ID NO: 4, or SEQ ID NO: 5, a sequence with at least 75% sequence identity to the sequence of SEQ ID NO: 6 or SEQ ID NO: 7, or any combination thereof; (iii) a sequence with at least 75% sequence identity to the sequence of SEQ ID NO: 8, a sequence with at least 75% sequence identity to the sequence of SEQ ID NO: 9, or a combination thereof; (iv) a sequence with at least 75% sequence identity to the sequence of SEQ ID NO: 10, a sequence with at least 75% sequence identity to the sequence of SEQ ID NO: 11, or a combination thereof; (v) a sequence with at least 75% sequence identity to the sequence of SEQ ID NO: 12 or SEQ ID NO: 13, a sequence with at least 75% sequence identity to

the sequence of SEQ ID NO: 14 or SEQ ID NO: 15, or any combination thereof; (vi) a sequence with at least 75% sequence identity to the sequence of SEQ ID NO: 16, a sequence with at least 75% sequence identity to the sequence of SEQ ID NO: 17, or a combination thereof; or (vii) a sequence with at least 75% sequence identity to the sequence of SEQ ID NO: 18, a sequence with at least 75% sequence identity to the sequence of SEQ ID NO: 19, or a combination thereof.

[001085] In some embodiments, the therapeutic agent comprises: (i) the sequence of SEQ ID NO: 1 or SEQ ID NO: 24, the sequence of SEQ ID NO: 2, or a combination thereof; (ii) the sequence of SEQ ID NO: 3, SEQ ID NO: 4, or SEQ ID NO: 5, the sequence of SEQ ID NO: 6 or SEQ ID NO: 7, or any combination thereof; (iii) the sequence of SEQ ID NO: 8, the sequence of SEQ ID NO: 9, or a combination thereof; (iv) the sequence of SEQ ID NO: 10, the sequence of SEQ ID NO: 11, or a combination thereof; (v) the sequence of SEQ ID NO: 12 or SEQ ID NO: 13, the sequence of SEQ ID NO: 14 or SEQ ID NO: 15, or any combination thereof; (vi) the sequence of SEQ ID NO: 16, the sequence of SEQ ID NO: 17, or a combination thereof; or (vii) the sequence of SEQ ID NO: 18, the sequence of SEQ ID NO: 19, or a combination thereof.

[001086] In some embodiments, the therapeutic agent comprises: (i) the sequence of SEQ ID NO: 1 or SEQ ID NO: 24, and the sequence of SEQ ID NO: 2; (ii) the sequence of SEQ ID NO: 3 and the sequence of SEQ ID NO: 6, the sequence of SEQ ID NO: 4 and the sequence of SEQ ID NO: 6, or the sequence of SEQ ID NO: 5 and SEQ ID NO: 7; (iii) the sequence of SEQ ID NO: 8 and the sequence of SEQ ID NO: 9; (iv) the sequence of SEQ ID NO: 10 and the sequence of SEQ ID NO: 11; (v) the sequence of SEQ ID NO: 12 and the sequence of SEQ ID NO: 14, or the sequence of SEQ ID NO: 13 and the sequence of SEQ ID NO: 15; (vi) the sequence of SEQ ID NO: 16 and the sequence of SEQ ID NO: 17; or (vii) the sequence of SEQ ID NO: 18 and the sequence of SEQ ID NO: 19.

[001087] In some embodiments, the therapeutic agent is a chimeric monoclonal anti-TNF- α antibody or an antibody fragment thereof.

[001088] In some embodiments, the therapeutic agent comprises the sequence of SEQ ID NO: 1 or SEQ ID NO: 24, and the sequence of SEQ ID NO: 2.

[001089] In some embodiments, the therapeutic agent is a monoclonal anti-TNF- α antibody or an antibody fragment thereof.

[001090] In some embodiments, the therapeutic agent comprises the sequence of SEQ ID NO: 3 and the sequence of SEQ ID NO: 6, the sequence of SEQ ID NO: 4 and the sequence of SEQ ID NO: 6, or the sequence of SEQ ID NO: 5 and SEQ ID NO: 7.

[001091] In some embodiments, the therapeutic agent is an anti-human IL-12 and IL-23 subunit antibody or an antibody fragment thereof.

[001092] In some embodiments, the therapeutic agent comprises the sequence of SEQ ID NO: 8 and the sequence of SEQ ID NO: 9.

[001093] In some embodiments, the therapeutic agent is a human monoclonal anti-TNF- α antibody or an antibody fragment thereof.

[001094] In some embodiments, the therapeutic agent comprises the sequence of SEQ ID NO: 10 and the sequence of SEQ ID NO: 11.

[001095] In some embodiments, the therapeutic agent is an anti-integrin $\alpha 4\beta 1$ antibody or an antibody fragment thereof.

[001096] In some embodiments, the therapeutic agent comprises the sequence of SEQ ID NO: 12 and the sequence of SEQ ID NO: 14, or the sequence of SEQ ID NO: 13 and the sequence of SEQ ID NO: 15.

[001097] In some embodiments, the therapeutic agent is an anti-integrin $\alpha 4\beta 7$ antibody or an antibody fragment thereof.

[001098] In some embodiments, the therapeutic agent comprises the sequence of SEQ ID NO: 16 and the sequence of SEQ ID NO: 17.

[001099] In some embodiments, the therapeutic agent is a fragment of an anti-TNF- α antibody.

[001100] In some embodiments, the therapeutic agent comprises the sequence of SEQ ID NO: 18 and the sequence of SEQ ID NO: 19.

[001101] In some embodiments, the compound comprises an antibody or an antibody fragment thereof having a modified antibody structure.

[001102] In some embodiments, the compound comprises an antibody or an antibody fragment thereof having a choline or choline derivative-modified antibody structure.

[001103] In some embodiments, the compound comprises an antibody or an antibody fragment thereof having a cation moiety comprising choline or choline derivative.

[001104] In some embodiments, the compound comprises an antibody or an antibody fragment thereof having a choline or choline derivative-modified ester structure.

[001105] In some embodiments, the compound comprises an antibody or an antibody fragment thereof having a cation moiety comprising a choline or choline derivative-like residue.

[001106] In some embodiments, the compound comprises an antibody or an antibody fragment thereof comprising one or more R¹¹ linked to the C-terminus of a light chain, the C-terminus of a heavy chain or a combination thereof.

[001107] In some embodiments, the compound comprises an antibody or an antibody fragment thereof comprising one or more R¹¹ linked to a Lys residue, a Cys residue, or any combination thereof.

[001108] In some embodiments, R¹¹ is linked to the Lys residue with a linker-to-antibody ratio of 2-4, R¹¹ is linked to the Cys residue with a linker-to-antibody ratio of 2-8 or with a linker-to-antibody ratio of 4, or a combination thereof.

[001109] In some embodiments, the compound comprises an antibody or an antibody fragment thereof comprising a dual conjugation.

[001110] In some embodiments, the dual conjugation comprises a linker-to-antibody ratio of 1-2.

[001111] In some embodiments, the compound comprises an antibody or an antibody fragment comprising a linker comprising one or more gamma glutamate (γ Glu) residues, one or more 8-amino-3,6-dioxaoctanoic acid (OEG) residues, or a combination thereof.

[001112] In some embodiments, the compound comprises an antibody or an antibody fragment comprising a linker comprising one or more gamma glutamate (γ Glu) residues.

[001113] In some embodiments, the compound comprises an antibody or an antibody fragment comprising a choline or choline derivative-peptide derivative that is formed on the carboxylic acid of the one or more gamma glutamate residues of the linker.

[001114] In some embodiments, the compound comprises an antibody or an antibody fragment comprising a choline or choline derivative-peptide ester that is formed on the carboxylic acid of the one or more gamma glutamate residues of the linker.

[001115] In some embodiments, the compound comprises an antibody or an antibody fragment comprising a diacid consisting of 18 or 20 carbons in length.

[001116] In some embodiments, the diacid comprises a C₂₀ fatty diacid.

[001117] In some embodiments, the diacid comprises 1,20-icosanedioic acid.

[001118] In another aspect, provided herein is a pharmaceutical composition comprising the composition as provided herein or the compound as provided herein, and one or more ionic liquid.

[001119] In some embodiments, the one or more ionic liquid independently comprises a cation selected from the group consisting of aminoguanidine, choline or choline derivative, ammonium, tetramethyl ammonium, tetraethyl ammonium, tetrabutyl ammonium, and guanidine derivatives.

[001120] In some embodiments, the one or more ionic liquid independently comprises choline or choline derivative.

[001121] In some embodiments, the one or more ionic liquid independently comprises an anion selected from the group consisting of (R)- α -lipoic acid, 2-(4-isobutylphenyl)propionic acid, 2-(4,4-dimethyl-2-pentanyl)-5,7,7-trimethyloctanoic acid, 2-hexyldecanoic acid, 2-hydroxyhippuric acid, 3,7-dimethyloctanoic acid, 4-methylhexanoic acid, 4-methyloctanoic acid, 4-methylvaleric acid, 5-norbornene-2-carboxylic acid, abietic acid, acetic acid, acetylcysteine, arachidonic acid, caffeic acid, cinnamic acid, citric acid, citronellic acid, crotonic acid, D-(+)-galactonic acid, decanoic acid,

deoxycholic acid, eicosapentanoic acid, fumaric acid, geranic acid, glutaric acid, glycolic acid, hexanoic acid, 3-phenylpropionic acid, isovaleric acid, L-(+)-tartaric acid, L-ascorbic acid, L-glutathione reduced, lactic acid, lauric acid, levulinic acid, linoleic acid, linolenic acid, maleic acid, malonic acid, mesaconic acid, mandelic acid, nonanoic acid, octanoic acid, oleic acid, p-toluenesulfonic acid, perillic acid, phosphoric acid, pimelic acid, propionic acid, pyroglutamic acid, pyruvic acid, ricinoleic acid, sorbic acid, syringic acid, trans-2-decenoic acid, trans-2-hexenoic acid, trans-2-octenoic acid, trans-3-octenoic acid, trans-7-octenoic acid, trans-ferulic acid, undecanoic acid, vanillic acid, and α -ketoglutaric acid.

[001122] In some embodiments, the one or more ionic liquid independently comprises an anion selected from the group consisting of glycolic acid, tartaric acid, malic acid, hydrocinnamic acid, citric acid, cinnamic acid, mandelic acid, and mesaconic acid.

[001123] In some embodiments, the one or more ionic liquid independently comprises choline or choline derivative-cinnamic acid, choline or choline derivative-mandelic acid, or choline or choline derivative-citric acid.

[001124] In some embodiments, the pharmaceutical composition further comprises at least one permeation enhancer.

[001125] In some embodiments, the at least one permeation enhancer is selected from the group consisting of salcaprozate sodium (SNAC), sodium caprylate, sodium caprate, a bile salt, ethylenediaminetetraacetic acid (EDTA), ethylene glycol-bis-(2-aminoethylether)-N,N,N',N'-tetraacetic acid (EGTA), and 3-[N,N-Dimethyl(3-palmitoylamino)propyl]-ammonio]-propanesulfonate (PPS), and any combination thereof.

[001126] In some embodiments, the bile salt is selected from the group consisting of sodium deoxycholate, sodium chenodeoxycholate, sodium taurodeoxycholate, and a combination thereof.

[001127] In some embodiments, the pharmaceutical composition further comprises at least one pharmaceutically acceptable excipient.

[001128] In another aspect, provided herein is a pharmaceutical composition comprising the composition as provided herein or the compound as provided herein, and at least one pharmaceutically acceptable excipient.

[001129] In another aspect, provided herein is a method of treating a disease or disorder in a subject in need thereof, comprising administering to the subject a therapeutically effective amount of the composition as provided herein, the compound as provided herein, or the pharmaceutical composition as provided herein.

[001130] In some embodiments, the disease or disorder is an autoimmune or immunological disease or disorder.

[001131] In some embodiments, the disease or disorder is Crohn's disease, ulcerative colitis, rheumatoid arthritis, ankylosing spondylitis, psoriasis, psoriatic arthritis, Behçet's disease, plaque psoriasis, hidradenitis suppurativa, uveitis, and juvenile idiopathic arthritis, plaque psoriasis, multiple sclerosis, or eosinophilic esophagitis.

[001132] In some embodiments, the composition, the compound, or the pharmaceutical composition is administered via subcutaneous, intravenous, or oral administration.

[001133] In some embodiments, the composition, the compound, or the pharmaceutical composition is administered orally.

[001134] In some embodiments, the composition, the compound, or the pharmaceutical composition is administered as a liquid-filled capsule.

[001135] In some embodiments, the composition, the compound, or the pharmaceutical composition is administered in multiple doses.

[001136] In some embodiments, the composition, the compound, or the pharmaceutical composition is administered in a single dose.

[001137] In some embodiments, the composition, the compound, or the pharmaceutical composition is administered to a mucus membrane.

[001138] In some embodiments, the concentration of the compound as provided herein is at least 0.1% weight per volume.

[001139] In some embodiments, the concentration of the compound as provided herein is at least 0.05M.

[001140] In some embodiments, the composition further comprises one or more additional agents.


[001141] In some embodiments, the one or more additional agent is selected from the group consisting of a nucleic acid, a small molecule, and a polypeptide.

[001142] In some embodiments, the one or more additional agent is a nucleic acid.

[001143] In some embodiments, the one or more additional agent is a small molecule.

[001144] In some embodiments, the one or more additional agent is a polypeptide.

[001145] In another aspect, provided herein is a method of enhancing the hydrophobicity of a therapeutic agent, comprising linking R¹² to a therapeutic agent, wherein R¹² is substituted or unsubstituted C₅-C₁₀; and wherein the therapeutic agent is an antibody or an antibody fragment thereof.

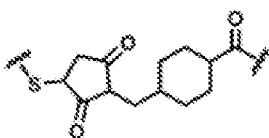
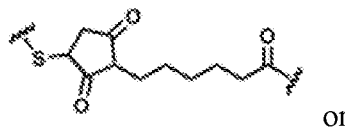
[001146] In some embodiments, R¹² is linked to -, -S-, or -NH- of the therapeutic agent.

[001147] In some embodiments, R¹² is linked to the therapeutic agent via a covalent bond or a linker.

[001148] In some embodiments, the linker is a non-cleavable linker.

[001149] In some embodiments, the linker comprises a maleimide alkane linker or a maleimide cyclohexane linker.

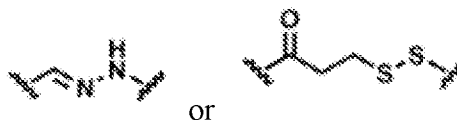
[001150] In some embodiments, the linker comprises



[001151] In some embodiments, the linker is a chemically cleavable linker.

[001152] In some embodiments, the linker comprises a hydrazone linker or a disulfide linker.

[001153] In some embodiments, the linker comprises



[001154] In some embodiments, R¹² is substituted or unsubstituted C₁₀.

[001155] In some embodiments, the therapeutic agent is any one selected from the group consisting of a chimeric monoclonal anti-TNF- α antibody or an antibody fragment thereof, a monoclonal anti-TNF- α antibody or an antibody fragment thereof, an anti-human IL-12 and IL-23 subunit antibody or an antibody fragment thereof, a human monoclonal anti-TNF- α antibody or an antibody fragment thereof, an anti-integrin $\alpha 4\beta 1$ antibody or an antibody fragment thereof, an anti-integrin $\alpha 4\beta 7$ antibody or an antibody fragment thereof, and a fragment of an anti-TNF- α antibody.

[001156] In some embodiments, the therapeutic agent is any one selected from the group consisting of infliximab or an antibody fragment thereof, adalimumab or an antibody fragment thereof, ustekinumab or an antibody fragment thereof, golimumab or an antibody fragment thereof, natalizumab or an antibody fragment thereof, vedolizumab or an antibody fragment thereof, and certolizumab pegol or an antibody fragment thereof.

[001157] In some embodiments, the therapeutic agent comprises: (i) a sequence with at least 75% sequence identity to the sequence of SEQ ID NO: 1 or SEQ ID NO: 24, a sequence with at least 75% sequence identity to the sequence of SEQ ID NO: 2, or a combination thereof; (ii) a sequence with at least 75% sequence identity to the sequence of SEQ ID NO: 3, SEQ ID NO: 4, or SEQ ID NO: 5, a sequence with at least 75% sequence identity to the sequence of SEQ ID NO: 6 or SEQ ID NO: 7, or any combination thereof; (iii) a sequence with at least 75% sequence identity to the sequence of SEQ ID NO: 8, a sequence with at least 75% sequence identity to the sequence of SEQ ID NO: 9, or a combination thereof; (iv) a sequence with at least 75% sequence identity to the

sequence of SEQ ID NO: 10, a sequence with at least 75% sequence identity to the sequence of SEQ ID NO: 11, or a combination thereof; (v) a sequence with at least 75% sequence identity to the sequence of SEQ ID NO: 12 or SEQ ID NO: 13, a sequence with at least 75% sequence identity to the sequence of SEQ ID NO: 14 or SEQ ID NO: 15, or any combination thereof; (vi) a sequence with at least 75% sequence identity to the sequence of SEQ ID NO: 16, a sequence with at least 75% sequence identity to the sequence of SEQ ID NO: 17, or a combination thereof; or (vii) a sequence with at least 75% sequence identity to the sequence of SEQ ID NO: 18, a sequence with at least 75% sequence identity to the sequence of SEQ ID NO: 19, or a combination thereof.

[001158] In some embodiments, the therapeutic agent comprises: (i) the sequence of SEQ ID NO: 1 or SEQ ID NO: 24, the sequence of SEQ ID NO: 2, or a combination thereof; (ii) the sequence of SEQ ID NO: 3, SEQ ID NO: 4, or SEQ ID NO: 5, the sequence of SEQ ID NO: 6 or SEQ ID NO: 7, or any combination thereof; (iii) the sequence of SEQ ID NO: 8, the sequence of SEQ ID NO: 9, or a combination thereof; (iv) the sequence of SEQ ID NO: 10, the sequence of SEQ ID NO: 11, or a combination thereof; (v) the sequence of SEQ ID NO: 12 or SEQ ID NO: 13, the sequence of SEQ ID NO: 14 or SEQ ID NO: 15, or any combination thereof; (vi) the sequence of SEQ ID NO: 16, the sequence of SEQ ID NO: 17, or a combination thereof; or (vii) the sequence of SEQ ID NO: 18, the sequence of SEQ ID NO: 19, or a combination thereof.

[001159] In some embodiments, the therapeutic agent comprises: (i) the sequence of SEQ ID NO: 1 or SEQ ID NO: 24, and the sequence of SEQ ID NO: 2; (ii) the sequence of SEQ ID NO: 3 and the sequence of SEQ ID NO: 6, the sequence of SEQ ID NO: 4 and the sequence of SEQ ID NO: 6, or the sequence of SEQ ID NO: 5 and SEQ ID NO: 7; (iii) the sequence of SEQ ID NO: 8 and the sequence of SEQ ID NO: 9; (iv) the sequence of SEQ ID NO: 10 and the sequence of SEQ ID NO: 11; (v) the sequence of SEQ ID NO: 12 and the sequence of SEQ ID NO: 14, or the sequence of SEQ ID NO: 13 and the sequence of SEQ ID NO: 15; (vi) the sequence of SEQ ID NO: 16 and the sequence of SEQ ID NO: 17; or (vii) the sequence of SEQ ID NO: 18 and the sequence of SEQ ID NO: 19.

[001160] In another aspect, provided herein is a method of enhancing or improving a delivery efficiency of a therapeutic agent in a subject in need thereof comprising adding at least one permeation enhancer to the composition as provided herein, the compound as provided herein, or the pharmaceutical composition as provided herein; and administering the composition, the compound, or the pharmaceutical composition to the subject.

[001161] In some embodiments, the at least one permeation enhancer is selected from the group consisting of salcaprozate sodium (SNAC), sodium caprylate, sodium caprate, a bile salt, ethylenediaminetetraacetic acid (EDTA), ethylene glycol-bis-(2-aminoethylether)-N,N,N',N'-

tetraacetic acid (EGTA), and 3-[N,N-Dimethyl(3-palmitoylamino)propyl]-ammonio]-propanesulfonate (PPS), and any combination thereof.

[001162] In some embodiments, the bile salt is selected from the group consisting of sodium deoxycholate, sodium chenodeoxycholate, sodium taurodeoxycholate, and a combination thereof.

[001163] In some embodiments, to enhance the hydrophobicity of an antibody or antibody fragment thereof, an antibody or antibody fragment thereof is linked to one or more fatty acids or carboxylic acid-containing molecules. In some embodiments, one or more fatty acids or carboxylic acid-containing molecules are linked to an antibody or antibody fragment thereof via a dual conjugation (or dual covalent conjugation). In some embodiments, one or more fatty acids or carboxylic acid-containing molecules comprise cinnamic acid. In some embodiments, one or more fatty acids or carboxylic acid-containing molecules are cinnamic acid.

[001164] In some embodiments, one or more fatty acids or carboxylic acid-containing molecules are non-covalently associated with a free amine of an antibody or antibody fragment thereof. In some embodiments, one or more fatty acids or carboxylic acid-containing molecules are non-covalently associated with the N-terminal amine in the peptide backbone of an antibody or antibody fragment thereof. In some embodiments, one or more fatty acids or carboxylic acid-containing molecules are non-covalently associated with the amine group of a Gln residue, the amine group of an Asn residue, the amine group of an Arg residue, the amine group of a Lys residue, the amine group of a His residue, or a combination thereof of an antibody or antibody fragment thereof.

[001165] In some embodiments, one or more fatty acids or carboxylic acid-containing molecules are covalently conjugated to a free amine of an antibody or antibody fragment thereof. In some embodiments, one or more fatty acids or carboxylic acid-containing molecules are covalently conjugated to the N-terminal amine in the peptide backbone of an antibody or antibody fragment thereof. In some embodiments, one or more fatty acids or carboxylic acid-containing molecules are covalently conjugated to the amine group of a Gln residue, the amine group of an Asn residue, the amine group of an Arg residue, the amine group of a Lys residue, the amine group of a His residue, or a combination thereof of an antibody or antibody fragment thereof.

Amylin analog or functional variant thereof or mimetic thereof or functional homolog thereof

[001166] In one embodiment, described herein is a method of treatment of diabetes comprising orally administering an oral formulation of an amylin analog or functional variant thereof or mimetic thereof in combination with ionic liquid.

[001167] In some embodiments, an amylin analog or functional variant thereof or mimetic or functional analog thereof or functional homolog thereof is pramlintide or functional variant thereof

or mimetic or functional homolog thereof. As used herein, "Pramlintide," also known as Symlin, refers to an injectable amylin analog drug for diabetes (both type 1 and 2).

[001168] In some embodiments, an amylin analog or functional variant thereof is an acetate derivative form. In some embodiments, an amylin analog or functional variant thereof, in synergy with endogenous amylin, aids in the regulation of blood glucose by slowing gastric emptying, promoting satiety via hypothalamic receptors, and inhibiting inappropriate secretion of glucagon, a catabolic hormone that opposes the effects of insulin and amylin. In some embodiments, an amylin analog or functional variant thereof has effects in raising the acute first-phase insulin response threshold following a meal.

[001169] In some embodiments, an amylin analog or functional variant thereof comprises the following sequence:

KCNTATCATQRLANFLVHSSNFGPILPPTNVGSNTY-amide (SEQ ID NO: 20).

[001170] In some embodiments, Cys at the position 2 and Cys at the position 7 forms a disulfide bond.

[001171] In some embodiments, an amylin analog or functional variant thereof comprises the structure as shown in FIG. 1.

[001172] In some embodiments, an amylin analog or functional variant thereof or mimetic thereof comprises the following sequence:

[diacid]-[linker]-KCNTATCATQRLANFLVHSSNFGPILPPTNVGSNTY-amide (SEQ ID NO: 21).

[001173] In some embodiments, an amylin analog or functional variant thereof or mimetic thereof comprises the structure as shown in FIG. 2.

[001174] In some embodiments, an amylin analog or functional variant thereof or mimetic thereof comprises one or more of the following amino acid substitutions: N14E, V17R, Y37P, F15E, L16E, and V17E. In some embodiments, an amylin analog or functional variant thereof or mimetic thereof comprises an amino acid substitution of N14E. In some embodiments, an amylin analog or functional variant thereof or mimetic thereof comprises an amino acid substitution of V17R. In some embodiments, an amylin analog or functional variant thereof or mimetic thereof comprises an amino acid substitution of Y37P. In some embodiments, an amylin analog or functional variant thereof or mimetic thereof comprises an amino acid substitution of F15E. In some embodiments, an amylin analog or functional variant thereof or mimetic thereof comprises an amino acid substitution of L16E. In some embodiments, an amylin analog or functional variant thereof or mimetic thereof comprises an amino acid substitution of V17E. In some embodiments, an amylin analog or functional variant thereof or mimetic thereof comprises an amino acid substitution of N14E, V17R,

Y37P, F15E, L16E, V17E, or any combination thereof.

[001175] In some embodiments, the linker comprises one or more gamma glutamate (γ Glu) residues and/or one or more 8-amino-3,6-dioxaoctanoic acid (OEG) residues. In some embodiments, the linker comprises one or more gamma glutamate (γ Glu) residues. In some embodiments, the linker comprises one or more 8-amino-3,6-dioxaoctanoic acid (OEG) residues. In some embodiments, the linker comprises gamma glutamate (γ Glu).

[001176] In some embodiments, the diacid comprises diacids consisting of 18 or 20 carbons in length. In some embodiments, the diacid comprises a C20 fatty diacid. In some embodiments, the diacid comprises 1,20-icosanedioic acid.

[001177] In some embodiments, an amylin analog or functional variant thereof or mimetic thereof comprises the structure as shown in FIG. 3.

[001178] In some embodiments, the cation moiety comprises choline or choline derivative.

[001179] In some embodiments, an amylin analog or functional variant thereof or mimetic thereof comprises one or more of the following amino acid substitutions: N14E, V17R, Y37P, F15E, L16E, and V17E. In some embodiments, an amylin analog or functional variant thereof or mimetic thereof comprises an amino acid substitution of N14E. In some embodiments, an amylin analog or functional variant thereof or mimetic thereof comprises an amino acid substitution of V17R. In some embodiments, an amylin analog or functional variant thereof or mimetic thereof comprises an amino acid substitution of Y37P. In some embodiments, an amylin analog or functional variant thereof or mimetic thereof comprises an amino acid substitution of F15E. In some embodiments, an amylin analog or functional variant thereof or mimetic thereof comprises an amino acid substitution of L16E. In some embodiments, an amylin analog or functional variant thereof or mimetic thereof comprises an amino acid substitution of V17E. In some embodiments, an amylin analog or functional variant thereof or mimetic thereof comprises an amino acid substitution of N14E, V17R, Y37P, F15E, L16E, V17E, or any combination thereof.

[001180] In some embodiments, the linker comprises one or more gamma glutamate (γ Glu) residues and/or one or more 8-amino-3,6-dioxaoctanoic acid (OEG) residues. In some embodiments, the linker comprises one or more gamma glutamate (γ Glu) residues. In some embodiments, the linker comprises one or more 8-amino-3,6-dioxaoctanoic acid (OEG) residues. In some embodiments, the linker comprises gamma glutamate (γ Glu).

[001181] In some embodiments, the diacid comprises diacids consisting of 18 or 20 carbons in length. In some embodiments, the diacid comprises a C20 fatty diacid. In some embodiments, the diacid comprises 1,20-icosanedioic acid.

[001182] In some embodiments, an exemplary amylin analog or functional variant thereof or

mimetic thereof comprises the structure as shown in FIG. 4.

[001183] In some embodiments, the cation moiety comprises a choline or choline derivative-like residue.

[001184] In some embodiments, an amylin analog or functional variant thereof or mimetic thereof comprises one or more of the following amino acid substitutions: N14E, V17R, Y37P, F15E, L16E, and V17E. In some embodiments, an amylin analog or functional variant thereof or mimetic thereof comprises an amino acid substitution of N14E. In some embodiments, an amylin analog or functional variant thereof or mimetic thereof comprises an amino acid substitution of V17R. In some embodiments, an amylin analog or functional variant thereof or mimetic thereof comprises an amino acid substitution of Y37P. In some embodiments, an amylin analog or functional variant thereof or mimetic thereof comprises an amino acid substitution of F15E. In some embodiments, an amylin analog or functional variant thereof or mimetic thereof comprises an amino acid substitution of L16E. In some embodiments, an amylin analog or functional variant thereof or mimetic thereof comprises an amino acid substitution of V17E. In some embodiments, an amylin analog or functional variant thereof or mimetic thereof comprises an amino acid substitution of N14E, V17R, Y37P, F15E, L16E, V17E, or any combination thereof.

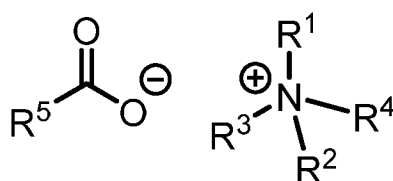
[001185] In some embodiments, the linker comprises one or more gamma glutamate (γ Glu) residues and/or one or more 8-amino-3,6-dioxaoctanoic acid (OEG) residues. In some embodiments, the linker comprises one or more gamma glutamate (γ Glu) residues. In some embodiments, the linker comprises one or more 8-amino-3,6-dioxaoctanoic acid (OEG) residues. In some embodiments, the linker comprises gamma glutamate (γ Glu).

[001186] In some embodiments, the diacid comprises diacids consisting of 18 or 20 carbons in length. In some embodiments, the diacid comprises a C20 fatty diacid. In some embodiments, the diacid comprises 1,20-icosanedioic acid.

[001187] "Amylin," also known as islet amyloid polypeptide, IAPP, DAP, IAP, islet amyloid polypeptide, as used herein, refers to a 37-residue small peptide hormone that is released into the bloodstream by the β cells of the pancreas along with insulin after a meal. In some embodiments, amylin is co-secreted with insulin from the pancreatic β -cells in the ratio of approximately 100:1 (insulin:amylin). In some embodiments, amylin plays a role in glycemic regulation by slowing gastric emptying and promoting satiety, thereby preventing post-prandial spikes in blood glucose levels. In some embodiments, like insulin, amylin is completely absent in individuals with Type I diabetes. In some embodiments, amylin, as used herein, includes any of the recombinant or naturally-occurring forms of amylin or variants or homologs thereof that have or maintain amylin activity (e.g., at least 40% 50%, 60%, 70%, 80%, 90%, 95%, 96%, 97%, 98%, 99% or 100% activity). In some aspects,

the variants or homologs have at least 40%, 45%, 50%, 55%, 60%, 65%, 70%, 75%, 80%, 85%, 90%, 95%, 96%, 97%, 98%, 99% or 100% amino acid sequence identity across the whole sequence or a portion of the sequence (e.g., a 50, 100, 150 or 200 continuous amino acid portion) compared to a naturally occurring amylin. In some embodiments, amylin is substantially identical to the protein identified by the UniProt reference number P10997 or a variant or homolog having substantial identity thereto. In some embodiments, UniProt reference number P10997 provides exemplary human amylin amino acid sequences. In some embodiments, amylin molecule is a naturally-existing amylin or a functional variant or fragment thereof.

[001188] In one aspect, provided herein, *inter alia*, is a composition comprising a compound according to Formula I:



Formula I,

wherein:

R¹, R², and R³ are independently C₁-C₅ alkyl;

R⁴ is C₂-C₅ alkyl, wherein the C₂-C₅ alkyl is unsubstituted or substituted with 1 or more hydroxyl;

R⁵ is amylin or mimetic or analog thereof, or an amylin analog or functional variant thereof or mimetic or analog thereof.

[001189] In some embodiments, R¹, R², and R³ are methyl.

[001190] In some embodiments, R¹, R², and R³ are ethyl.

[001191] In some embodiments, R¹, R², and R³ are propyl.

[001192] In some embodiments, R¹ and R² are methyl, and R³ is ethyl.

[001193] In some embodiments, R¹ and R³ are methyl, and R² is ethyl.

[001194] In some embodiments, R¹ and R² are ethyl, and R³ is methyl.

[001195] In some embodiments, R¹ and R³ are ethyl, and R² is methyl.

[001196] In some embodiments, R¹ and R² are propyl, and R³ is methyl.

[001197] In some embodiments, R¹ and R³ are propyl, and R² is methyl.

[001198] In some embodiments, R⁴ is C₂-C₅ alkyl substituted with a hydroxyl.

[001199] In some embodiments, the composition comprises a to molar ratio of

from about 1:1 to about 1:30.

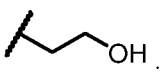
[001200] In some embodiments, the composition comprises a $R^5-C(=O)O^-$ to $R^3-N^+(R^1)(R^2)(R^4)$ molar ratio of about 1:1.

[001201] In some embodiments, the composition comprises a $R^5-C(=O)O^-$ to $R^3-N^+(R^1)(R^2)(R^4)$ molar ratio of about 1:3.

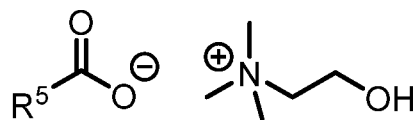
[001202] In some embodiments, the composition comprises a $R^5-C(=O)O^-$ and $R^3-N^+(R^1)(R^2)(R^4)$ molar ratio of about 1:7.

[001203] In some embodiments, the composition comprises a $R^5-C(=O)O^-$ to $R^3-N^+(R^1)(R^2)(R^4)$ molar ratio of about 1:12.

[001204] In some embodiments, the composition comprises a $R^5-C(=O)O^-$ and $R^3-N^+(R^1)(R^2)(R^4)$ molar ratio of about 1:28.

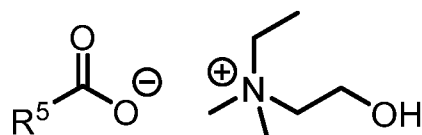
[001205] In some embodiments, R^4 is .

[001206] In some embodiments, the compound is according to Formula Ia:



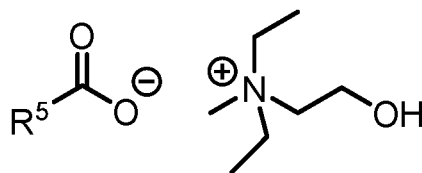
Formula Ia.

[001207] In some embodiments, the compound is according to Formula Ib:



Formula Ib.

[001208] In some embodiments, the compound is according to Formula Ic:



Formula Ic.

[001209] In some embodiments, R⁵ is amylin or mimetic thereof, or an amylin analog or functional variant thereof or mimetic thereof.

[001210] In some embodiments, R⁵ is an amylin analog or functional variant thereof or mimetic thereof.

[001211] In some embodiments, R⁵ is an amylin analog or functional variant thereof or mimetic thereof having the sequence of:

[diacid]-[linker]-KCNTATCATQ RLANFLVHSS NNFGPILPPT NVGSNTY-amide (SEQ ID NO: 21).

[001212] In some embodiments, R⁵ is an amylin analog or functional variant thereof or mimetic thereof having the structure as shown in FIG. 2, FIG. 3, or FIG. 4.

[001213] In some embodiments, R⁵ is an amylin analog or functional variant thereof or mimetic thereof having a modified amylin analog or functional variant thereof or mimetic thereof structure.

[001214] In some embodiments, R⁵ is an amylin analog or functional variant thereof or mimetic thereof having a choline or choline derivative-modified amylin analog or functional variant thereof or mimetic thereof derivative structure.

[001215] In some embodiments, the amylin analog or functional variant thereof or mimetic thereof comprises a cation moiety comprising choline or choline derivative.

[001216] In some embodiments, R⁵ is an amylin analog or functional variant thereof or mimetic thereof having a choline or choline derivative-modified amylin analog or functional variant thereof or mimetic thereof ester structure.

[001217] In some embodiments, the amylin analog or functional variant thereof or mimetic thereof comprises a cation moiety comprising a choline or choline derivative-like residue.

[001218] In some embodiments, the amylin analog or functional variant thereof or mimetic thereof comprises an amino acid substitution of N14E, V17R, Y37P, F15E, L16E, V17E, or any combination thereof.

[001219] In some embodiments, the amylin analog or functional variant thereof or mimetic thereof comprises a linker comprising one or more gamma glutamate (γ Glu) residues, one or more 8-amino-3,6-dioxaoctanoic acid (OEG) residues, or a combination thereof.

[001220] In some embodiments, the amylin analog or functional variant thereof or mimetic thereof comprises a linker comprising one or more gamma glutamate (γ Glu) residues.

[001221] In some embodiments, R⁵ is an amylin analog or functional variant thereof or mimetic thereof having the choline or choline derivative-modified amylin analog or functional variant thereof or mimetic thereof derivative structure, and wherein the amylin analog or functional variant thereof or mimetic thereof comprises a choline or choline derivative-peptide derivative that is formed on the carboxylic acid of the one or more gamma glutamate residues of the linker.

[001222] In some embodiments, R⁵ is an amylin analog or functional variant thereof or mimetic thereof having the choline or choline derivative-modified amylin analog or functional variant thereof or mimetic thereof ester structure, and wherein the amylin analog or functional variant thereof or mimetic thereof comprises a choline or choline derivative-peptide ester that is formed on the carboxylic acid of the one or more gamma glutamate residues of the linker.

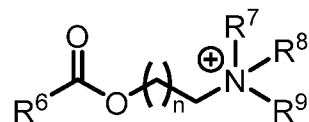
[001223] In some embodiments, the amylin analog or functional variant thereof or mimetic thereof comprises the amino acid substitution of N14E.

[001224] In some embodiments, the amylin analog or functional variant thereof or mimetic thereof comprises a diacid consisting of 18 or 20 carbons in length.

[001225] In some embodiments, the diacid comprises a C20 fatty diacid.

[001226] In some embodiments, the diacid comprises 1,20-icosanedioic acid.

[001227] In another aspect, provided herein is a compound according to Formula II:



Formula II,

wherein:

R⁶ is amylin or mimetic thereof, or an amylin analog or functional variant thereof or mimetic thereof ;

R⁷, R⁸, and R⁹ are independently C₁-C₅ alkyl; and

n is 1, 2, 3, 4, or 5.

[001228] In some embodiments, R⁷, R⁸, and R⁹ are methyl.

[001229] In some embodiments, R⁷, R⁸, and R⁹ are ethyl.

[001230] In some embodiments, R⁷, R⁸, and R⁹ are propyl.

[001231] In some embodiments, R⁷ and R⁸ are methyl, and R⁹ is ethyl.

[001232] In some embodiments, R⁷ and R⁹ are methyl, and R⁸ is ethyl.

[001233] In some embodiments, R⁷ and R⁸ are ethyl, and R⁹ is methyl.

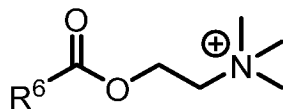
[001234] In some embodiments, R⁷ and R⁹ are ethyl, and R⁸ is methyl.

[001235] In some embodiments, R⁷ and R⁸ are propyl, and R⁹ is methyl.

[001236] In some embodiments, R⁷ and R⁹ are propyl, and R⁸ is methyl.

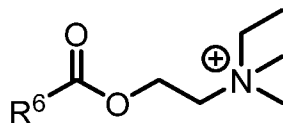
[001237] In some embodiments, n is 1.

[001238] In some embodiments, the compound is according to Formula IIa:



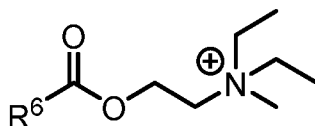
Formula IIa.

[001239] In some embodiments, the compound is according to Formula IIb:



Formula IIb.

[001240] In some embodiments, the compound is according to Formula IIc:



Formula IIc.

[001241] In some embodiments, R⁶ is amylin or mimetic thereof, or an amylin analog or functional variant thereof or mimetic thereof.

[001242] In some embodiments, R⁵ is an amylin analog or functional variant thereof or mimetic thereof.

[001243] In some embodiments, R⁵ is an amylin analog or functional variant thereof or mimetic thereof having the sequence of:

[diacid]-[linker]-KCNTATCATQ RLANFLVHSS NNFGPILPPT NVGSNTY-amide (SEQ ID NO: 21).

[001244] In some embodiments, R⁵ is an amylin analog or functional variant thereof or mimetic thereof having the structure as shown in FIG. 2, FIG. 3, or FIG. 4.

[001245] In some embodiments, R⁵ is an amylin analog or functional variant thereof or mimetic thereof having a modified amylin analog or functional variant thereof or mimetic thereof structure.

[001246] In some embodiments, R⁵ is an amylin analog or functional variant thereof or mimetic thereof having a choline or choline derivative-modified amylin analog or functional variant thereof or mimetic thereof derivative structure.

[001247] In some embodiments, the amylin analog or functional variant thereof or mimetic thereof comprises a cation moiety comprising choline or choline derivative.

[001248] In some embodiments, R⁵ is an amylin analog or functional variant thereof or mimetic thereof having a choline or choline derivative-modified amylin analog or functional variant thereof

or mimetic thereof ester structure.

[001249] In some embodiments, the amylin analog or functional variant thereof or mimetic thereof comprises a cation moiety comprising a choline or choline derivative-like residue.

[001250] In some embodiments, the amylin analog or functional variant thereof or mimetic thereof comprises an amino acid substitution of N14E, V17R, Y37P, F15E, L16E, V17E, or any combination thereof.

[001251] In some embodiments, the amylin analog or functional variant thereof or mimetic thereof comprises a linker comprising one or more gamma glutamate (γ Glu) residues, one or more 8-amino-3,6-dioxaoctanoic acid (OEG) residues, or a combination thereof.

[001252] In some embodiments, the amylin analog or functional variant thereof or mimetic thereof comprises a linker comprising one or more gamma glutamate (γ Glu) residues.

[001253] In some embodiments, R⁵ is the amylin analog or functional variant thereof or mimetic thereof having the choline or choline derivative-modified amylin analog or functional variant thereof or mimetic thereof derivative structure, and wherein the amylin analog or functional variant thereof or mimetic thereof comprises a choline or choline derivative-peptide derivative that is formed on the carboxylic acid of the one or more gamma glutamate residues of the linker.

[001254] In some embodiments, R⁵ is an amylin analog or functional variant thereof or mimetic thereof having the choline or choline derivative-modified amylin analog or functional variant thereof or mimetic thereof ester structure, and wherein the amylin analog or functional variant thereof or mimetic thereof comprises a choline or choline derivative-peptide ester that is formed on the carboxylic acid of the one or more gamma glutamate residues of the linker.

[001255] In some embodiments, the amylin analog or functional variant thereof or mimetic thereof comprises the amino acid substitution of N14E.

[001256] In some embodiments, the amylin analog or functional variant thereof or mimetic thereof comprises a diacid consisting of 18 or 20 carbons in length.

[001257] In some embodiments, the diacid comprises a C20 fatty diacid.

[001258] In some embodiments, the diacid comprises 1,20-icosanedioic acid.

[001259] In another aspect, provided herein is a pharmaceutical composition comprising the composition as described herein or the compound as described herein, and at least one pharmaceutically acceptable excipient.

[001260] In another aspect, provided herein is a method of treating a disease or disorder in a subject in need thereof, comprising administering to the subject a therapeutically effective amount of the composition as described herein, the compound as described herein, or the pharmaceutical composition as described herein.

[001261] In some embodiments, the disease or disorder is diabetes.

[001262] In some embodiments, the disease or disorder is Type 1 diabetes.

[001263] In some embodiments, the disease or disorder is Type 2 diabetes.

[001264] In some embodiments, the disease or disorder is non-alcoholic steatohepatitis (NASH).

[001265] In another aspect, provided herein is a method of treating obesity, preventing weight gain, or reducing weight in a subject in need thereof, comprising administering to the subject a therapeutically effective amount of the composition as described herein, the compound as described herein, or the pharmaceutical composition as described herein.

[001266] In some embodiments, the composition, the compound, or the pharmaceutical composition is administered via subcutaneous, intravenous, or oral administration.

[001267] In some embodiments, the composition, the compound, or the pharmaceutical composition is administered orally.

[001268] In some embodiments, the composition, the compound, or the pharmaceutical composition is administered as a liquid-filled capsule.

[001269] In some embodiments, the composition, the compound, or the pharmaceutical composition is administered in multiple doses.

[001270] In some embodiments, the composition, the compound, or the pharmaceutical composition is administered in a single dose.

[001271] In some embodiments, the composition, the compound, or the pharmaceutical composition is administered to a mucus membrane.

[001272] In some embodiments, the concentration of the compound as described herein is at least 0.1% weight per volume.

[001273] In some embodiments, the concentration of the compound as described herein is at least 0.05M.

[001274] In some embodiments, the composition further comprises one or more additional agents.

[001275] In some embodiments, the one or more additional agent is selected from the group consisting of a nucleic acid, a small molecule, and a polypeptide.

[001276] In some embodiments, the one or more additional agent is a nucleic acid.

[001277] In some embodiments, the one or more additional agent is a small molecule.

[001278] In some embodiments, the one or more additional agent is a polypeptide.

[001279] As used herein, "diabetes" refers to diabetes mellitus, a metabolic disease characterized by a deficiency or absence of insulin secretion by the pancreas. As used throughout, "diabetes" includes all types including Type 1 and Type 2 diabetes mellitus unless otherwise specified herein. The two most common forms of diabetes are due to either a diminished production of insulin (in

Type 1), or diminished response by the body to insulin (in Type 2). In Type 1 diabetes, the function of the pancreas is progressively lost, thus eventually making the patient entirely dependent on the exogenously delivered insulin for the management of diabetes. In Type 2, the patient maintains some functioning of the pancreas, but the sensitivity of the body to insulin is reduced, thus reducing the extent of glycemia maintained by the patient. Type 2 patients are treated by a variety of drugs including oral medications that increase glucose sensitivity, pramlintide, pramlintide mimetics/analogs, GLP-1, GLP-1 mimetics/analogs, or insulin.

[001280] Both types of diabetes lead to hyperglycemia, which causes the acute signs of diabetes: excessive urine production, increased thirst and increased fluid intake, blurred vision, unexplained weight loss, lethargy, and changes in energy metabolism. Diabetes can cause many complications including neuropathy, retinopathy, poor microvascular function, renal failure, and poor wound healing.

[001281] In some embodiments, a subject can be pre-diabetic, which can be characterized, for example, as having elevated fasting blood sugar or elevated post-prandial blood sugar such that the glucose levels do not fit the current medical definitions of diabetes.

[001282] In some embodiments, a subject can be newly diagnosed which means Type 1 diabetic patients that are within 1-3 years of their diagnosis. This patient population can be physiologically or emotionally different from the general Type 1 diabetic population.

[001283] In another aspect, provided herein is a composition comprising the amylin analog or functional variant thereof or mimetic thereof and an ionic liquid of a cholinium cation and an anion selected from cinnamic acid, hydrocinnamic acid, malonic acid, citronellic acid, glutaric acid, mandelic acid, oleic acid, linoleic acid, and ricinoleic acid.

[001284] In some embodiments, the therapeutic agent is an amylin analog or functional variant thereof or mimetic thereof.

[001285] In some embodiments, to enhance the hydrophobicity of an amylin analog or functional variant thereof or mimetic thereof, the amylin analog or functional variant thereof or mimetic thereof is linked to one or more fatty acids or carboxylic acid-containing molecules. In some embodiments, one or more fatty acids or carboxylic acid-containing molecules are linked to the amylin analog or functional variant thereof or mimetic thereof via a dual conjugation (or dual covalent conjugation). In some embodiments, one or more fatty acids or carboxylic acid-containing molecules comprise cinnamic acid. In some embodiments, one or more fatty acids or carboxylic acid-containing molecules are cinnamic acid.

[001286] In some embodiments, one or more fatty acids or carboxylic acid-containing molecules are non-covalently associated with a free amine of an amylin analog or functional variant thereof or

mimetic thereof. In some embodiments, one or more fatty acids or carboxylic acid-containing molecules are non-covalently associated with the N-terminal amine in the peptide backbone of an amylin analog or functional variant thereof or mimetic thereof. In some embodiments, one or more fatty acids or carboxylic acid-containing molecules are non-covalently associated with the amine group of a Gln residue, the amine group of an Asn residue, the amine group of an Arg residue, the amine group of a Lys residue, the amine group of a His residue, or a combination thereof of an amylin analog or functional variant thereof or mimetic thereof.

[001287] In some embodiments, one or more fatty acids or carboxylic acid-containing molecules are covalently conjugated to a free amine of an amylin analog or functional variant thereof or mimetic thereof. In some embodiments, one or more fatty acids or carboxylic acid-containing molecules are covalently conjugated to the N-terminal amine in the peptide backbone of an amylin analog or functional variant thereof or mimetic thereof. In some embodiments, one or more fatty acids or carboxylic acid-containing molecules are covalently conjugated to the amine group of a Gln residue, the amine group of an Asn residue, the amine group of an Arg residue, the amine group of a Lys residue, the amine group of a His residue, or a combination thereof of an amylin analog or functional variant thereof or mimetic thereof.

GLP-1 or mimetic or functional variant, functional analog, or functional homolog thereof

[001288] In one embodiment, described herein is a method of treatment of diabetes comprising orally administering an oral formulation of a GLP-1 polypeptide or mimetic or analog thereof in combination with ionic liquid.

[001289] Glucagon-Like Peptide-1 (GLP-1), is known to reduce food intake and hunger feelings in humans and is an incretin derived from the transcription product of the proglucagon gene that contributes to glucose homeostasis. Natural GLP-1 has an extremely short half-life which makes its use as a therapeutic challenging. Modified versions of GLP-1 exist to overcome the stability challenge. Such modifications can be done either in the sequence of the peptide or by conjugating another entity to the peptide. A common modification includes attachment of a lipid tail. GLP-1 mimetics are currently being used in the treatment of Type 2 diabetes. Recent clinical trials have shown that these treatments improve glucose homeostasis. They also help in achieving weight loss.

[001290] An exemplary GLP-1 Sequence is as follows: His-Ala-Glu-Gly-Thr-Phe-Thr-Ser-Asp-Val-Ser-Ser-Tyr-Leu-Glu-Gly-Glu-Ala-Ala-Lys-Glu-Phe-Ile-Ala-Trp-Leu-Val-Lys-Gly-Arg-Gly-OH (SEQ ID NO: 22).

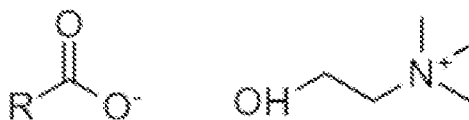
[001291] Various GLP-1 mimetics are known in the art and used in the treatment of diabetes. GLP-1 mimetics (or analogs) can include exenatide.

[001292] An exemplary GLP-1 analog or functional variant thereof or mimetic thereof sequence is as follows: His-Gly-Glu-Gly-Thr-Phe-Thr-Ser-Asp-Leu-Ser-Lys-Gln-Met-Glu-Glu-Ala-Val-Arg-Leu-Phe-Ile-Glu-Trp-Lys-Asn-Gly-Gly-Pro-Ser-Ser-Gly-Ala-Pro-Pro-Ser-NH₂ (SEQ ID NO: 23).

[001293] In some embodiments, other examples of GLP-1 analog or functional variant thereof or mimetic thereof include derivatives for reducing enzymatic degradation, e.g., lixisenatide, dulaglutide, semaglutide, albiglutide, liraglutide, and taspoglutide. For example, an exemplary GLP-1 analog or functional variant thereof or mimetic thereof is shown in FIG. 15A and another exemplary GLP-1 analog or functional variant thereof or mimetic thereof is shown in FIG. 15B.

[001294] The term "obesity" refers to excess fat in the body. Obesity can be determined by any measure accepted and utilized by those of skill in the art. Currently, an accepted measure of obesity is body mass index (BMI). Consequences of obesity include cardiovascular disease, high blood pressure (i.e., hypertension), osteoarthritis, cancer, and diabetes.

[001295] In one embodiment, modification of the peptide can take on the following formula comprising non-covalent attachment.

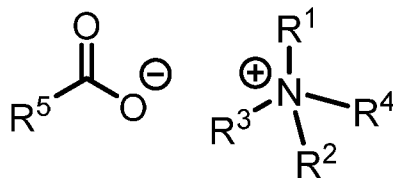


[001296] R is a peptide including but not limited to an GLP-1 analog or functional variant thereof or mimetic thereof, Liraglutide, Exenatide, Peptide YY, Glucagon, GIP, Amylin. A representative example comprising the compound according to Formula I is shown in FIG. 16.

[001297] In another embodiment, the modification can take an exemplary form of covalent attachment as shown in FIG. 17.

[001298] In some embodiments, the subject is administered a composition comprising an ionic liquid to treat a metabolic disorder or metabolic syndrome. Metabolic disorders include but are not limited to obesity, diabetes, fatty liver disease, or non-alcoholic fatty liver disease.

[001299] In one aspect, provided herein is a composition comprising a compound according to Formula I:



Formula I,

wherein:

R¹, R², and R³ are independently C₁-C₅ alkyl;

R⁴ is C₂-C₅ alkyl, wherein the C₂-C₅ alkyl is unsubstituted or substituted with 1 or more hydroxyl;

R⁵ is an GLP-1 analog or functional variant thereof or mimetic thereof, Liraglutide, Exenatide, Peptide tyrosine tyrosine (YY), glucagon, gastric inhibitory polypeptide (GIP), or amylin.

[001300] In some embodiments, R¹, R², and R³ are methyl.

[001301] In some embodiments, R¹, R², and R³ are ethyl.

[001302] In some embodiments, R¹, R², and R³ are propyl.

[001303] In some embodiments, R¹ and R² are methyl, and R³ is ethyl.

[001304] In some embodiments, R¹ and R³ are methyl, and R² is ethyl.

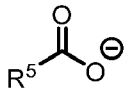
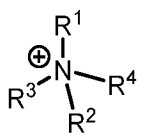
[001305] In some embodiments, R¹ and R² are ethyl, and R³ is methyl.

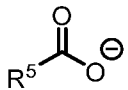
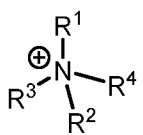
[001306] In some embodiments, R¹ and R³ are ethyl, and R² is methyl.

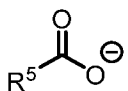
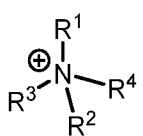
[001307] In some embodiments, R¹ and R² are propyl, and R³ is methyl.

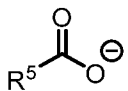
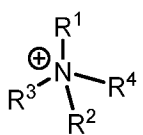
[001308] In some embodiments, R¹ and R³ are propyl, and R² is methyl.

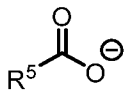
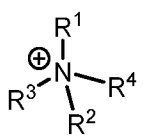
[001309] In some embodiments, R⁴ is C₂-C₅ alkyl substituted with a hydroxyl.

[001310] In some embodiments, the composition comprises a  to  molar ratio of from about 1:1 to about 1:60.

[001311] In some embodiments, the composition comprises a  to  molar ratio of from about 1:1 to about 1:30.

[001312] In some embodiments, the composition comprises a  to  molar ratio of about 1:1.

[001313] In some embodiments, the composition comprises a  to  molar ratio of about 1:3.

[001314] In some embodiments, the composition comprises a  to  molar ratio of

about 1:4.

[001315] In some embodiments, the composition comprises a $\text{R}^5\text{C}(=\text{O})\text{O}^-$ and $\text{R}^3\text{N}^+(\text{R}^1)\text{R}^2\text{R}^4$ molar ratio of about 1:7.

[001316] In some embodiments, the composition comprises a $\text{R}^5\text{C}(=\text{O})\text{O}^-$ to $\text{R}^3\text{N}^+(\text{R}^1)\text{R}^2\text{R}^4$ molar ratio of about 1:12.

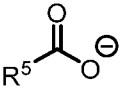
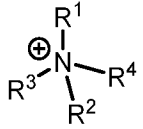
[001317] In some embodiments, the composition comprises a $\text{R}^5\text{C}(=\text{O})\text{O}^-$ to $\text{R}^3\text{N}^+(\text{R}^1)\text{R}^2\text{R}^4$ molar ratio of about 1:14.

[001318] In some embodiments, the composition comprises a $\text{R}^5\text{C}(=\text{O})\text{O}^-$ and $\text{R}^3\text{N}^+(\text{R}^1)\text{R}^2\text{R}^4$ molar ratio of about 1:28.

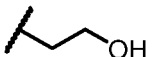
[001319] In some embodiments, the composition comprises a $\text{R}^5\text{C}(=\text{O})\text{O}^-$ and $\text{R}^3\text{N}^+(\text{R}^1)\text{R}^2\text{R}^4$ molar ratio of about 1:56.

[001320] In some embodiments, the composition comprises a $\text{R}^5\text{C}(=\text{O})\text{O}^-$ to $\text{R}^3\text{N}^+(\text{R}^1)\text{R}^2\text{R}^4$ molar ratio of from about 1:1 to about 1:200, from about 1:1 to about 1:199, from about 1:1 to about 1:198, from about 1:1 to about 1:197, from about 1:1 to about 1:196, from about 1:1 to about 1:195, from about 1:1 to about 1:194, from about 1:1 to about 1:193, from about 1:1 to about 1:192, from about 1:1 to about 1:191, from about 1:1 to about 1:190, from about 1:1 to about 1:189, from about 1:1 to about 1:188, from about 1:1 to about 1:187, from about 1:1 to about 1:186, from about 1:1 to about 1:185, from about 1:1 to about 1:184, from about 1:1 to about 1:183, from about 1:1 to about 1:182, from about 1:1 to about 1:181, from about 1:1 to about 1:180, from about 1:1 to about 1:179, from about 1:1 to about 1:178, from about 1:1 to about 1:177, from about 1:1 to about 1:176, from about 1:1 to about 1:175, from about 1:1 to about 1:174, from about 1:1 to about 1:173, from about 1:1 to about 1:172, from about 1:1 to about 1:171, from about 1:1 to about 1:170, from about 1:1 to about 1:169, from about 1:1 to about 1:168, from about 1:1 to about 1:167, from about 1:1 to about 1:166, from

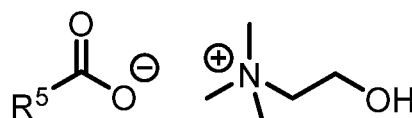
to about 1:56, from about 1:1 to about 1:55, from about 1:1 to about 1:54, from about 1:1 to about 1:53, from about 1:1 to about 1:52, from about 1:1 to about 1:51, from about 1:1 to about 1:50, from about 1:1 to about 1:49, from about 1:1 to about 1:48, from about 1:1 to about 1:47, from about 1:1 to about 1:46, from about 1:1 to about 1:45, from about 1:1 to about 1:44, from about 1:1 to about 1:43, from about 1:1 to about 1:42, from about 1:1 to about 1:41, from about 1:1 to about 1:40, from about 1:1 to about 1:39, from about 1:1 to about 1:38, from about 1:1 to about 1:37, from about 1:1 to about 1:36, from about 1:1 to about 1:35, from about 1:1 to about 1:34, from about 1:1 to about 1:33, from about 1:1 to about 1:32, from about 1:1 to about 1:31, from about 1:1 to about 1:30, from about 1:1 to about 1:29, from about 1:1 to about 1:28, from about 1:1 to about 1:27, from about 1:1 to about 1:26, from about 1:1 to about 1:25, from about 1:1 to about 1:24, from about 1:1 to about 1:23, from about 1:1 to about 1:22, from about 1:1 to about 1:21, from about 1:1 to about 1:20, from about 1:1 to about 1:19, from about 1:1 to about 1:18, from about 1:1 to about 1:17, from about 1:1 to about 1:16, from about 1:1 to about 1:15, from about 1:1 to about 1:14, from about 1:1 to about 1:13, from about 1:1 to about 1:12, from about 1:1 to about 1:11, from about 1:1 to about 1:10, from about 1:1 to about 1:9, from about 1:1 to about 1:8, from about 1:1 to about 1:7, from about 1:1 to about 1:6, from about 1:1 to about 1:5, from about 1:1 to about 1:4, from about 1:1 to about 1:3, or from about 1:1 to about 1:2.

[001321] In some embodiments, the composition comprises a  to  molar ratio of about 1:200, about 1:199, about 1:198, about 1:197, about 1:196, about 1:195, about 1:194, about 1:193, about 1:192, about 1:191, about 1:190, about 1:189, about 1:188, about 1:187, about 1:186, about 1:185, about 1:184, about 1:183, about 1:182, about 1:181, about 1:180, about 1:179, about 1:178, about 1:177, about 1:176, about 1:175, about 1:174, about 1:173, about 1:172, about 1:171, about 1:170, about 1:169, about 1:168, about 1:167, about 1:166, about 1:165, about 1:164, about 1:163, about 1:162, about 1:161, about 1:160, about 1:159, about 1:158, about 1:157, about 1:156, about 1:155, about 1:154, about 1:153, about 1:152, about 1:151, about 1:150, about 1:149, about 1:148, about 1:147, about 1:146, about 1:145, about 1:144, about 1:143, about 1:142, about 1:141, about 1:140, about 1:139, about 1:138, about 1:137, about 1:136, about 1:135, about 1:134, about 1:133, about 1:132, about 1:131, about 1:130, about 1:129, about 1:128, about 1:127, about 1:126, about 1:125, about 1:124, about 1:123, about 1:122, about 1:121, about 1:120, about 1:119, about 1:118, about 1:117, about 1:116, about 1:115, about 1:114, about 1:113, about 1:112, about 1:111, about 1:110, about 1:109, about 1:108, about 1:107, about 1:106, about 1:105, about 1:104, about 1:103, about 1:102, about 1:101, about 1:100, about 1:99, about 1:98, about 1:97, about 1:96, about

1:95, about 1:94, about 1:93, about 1:92, about 1:91, about 1:90, about 1:89, about 1:88, about 1:87, about 1:86, about 1:85, about 1:84, about 1:83, about 1:82, about 1:81, about 1:80, about 1:79, about 1:78, about 1:77, about 1:76, about 1:75, about 1:74, about 1:73, about 1:72, about 1:71, about 1:70, about 1:69, about 1:68, about 1:67, about 1:66, about 1:65, about 1:64, about 1:63, about 1:62, about 1:61, about 1:60, about 1:59, about 1:58, about 1:57, about 1:56, about 1:55, about 1:54, about 1:53, about 1:52, about 1:51, about 1:50, about 1:49, about 1:48, about 1:47, about 1:46, about 1:45, about 1:44, about 1:43, about 1:42, about 1:41, about 1:40, about 1:39, about 1:38, about 1:37, about 1:36, about 1:35, about 1:34, about 1:33, about 1:32, about 1:31, about 1:30, about 1:29, about 1:28, about 1:27, about 1:26, about 1:25, about 1:24, about 1:23, about 1:22, about 1:21, about 1:20, about 1:19, about 1:18, about 1:17, about 1:16, about 1:15, about 1:14, about 1:13, about 1:12, about 1:11, about 1:10, about 1:9, about 1:8, about 1:7, about 1:6, about 1:5, about 1:4, about 1:3, about 1:2 or about 1:1.

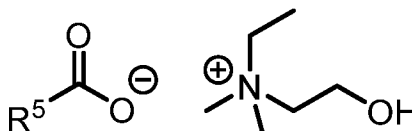
[001322] In some embodiments, R⁴ is .

[001323] In some embodiments, the compound is according to Formula Ia:



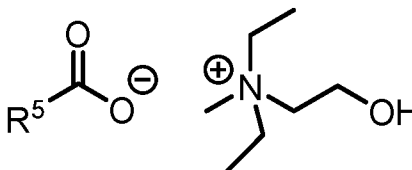
Formula Ia.

[001324] In some embodiments, the compound is according to Formula Ib:



Formula Ib.

[001325] In some embodiments, the compound is according to Formula Ic:



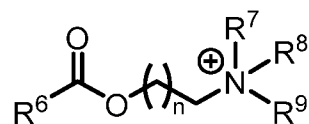
Formula Ic.

[001326] In some embodiments, R⁵ is an GLP-1 analog or functional variant thereof or mimetic thereof, Liraglutide, Exenatide, Peptide tyrosine tyrosine (YY), glucagon, gastric inhibitory polypeptide (GIP), or amylin.

[001327] In some embodiments, R⁵ is an GLP-1 analog or functional variant thereof or mimetic thereof.

[001328] In some embodiments, the compound is the compound as shown in FIG. 16.

[001329] In another aspects, provided herein is a compound according to Formula II:



Formula II,

wherein:

R^6 is an GLP-1 analog or functional variant thereof or mimetic thereof, Liraglutide, Exenatide, Peptide tyrosine tyrosine (YY), glucagon, gastric inhibitory polypeptide (GIP), or amylin

R^7 , R^8 , and R^9 are independently C_1 - C_5 alkyl; and

n is 1, 2, 3, 4, or 5.

[001330] In some embodiments, R^7 , R^8 , and R^9 are methyl.

[001331] In some embodiments, R^7 , R^8 , and R^9 are ethyl.

[001332] In some embodiments, R^7 , R^8 , and R^9 are propyl.

[001333] In some embodiments, R^7 and R^8 are methyl, and R^9 is ethyl.

[001334] In some embodiments, R^7 and R^9 are methyl, and R^8 is ethyl.

[001335] In some embodiments, R^7 and R^8 are ethyl, and R^9 is methyl.

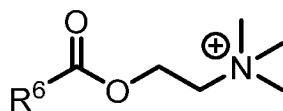
[001336] In some embodiments, R^7 and R^9 are ethyl, and R^8 is methyl.

[001337] In some embodiments, R^7 and R^8 are propyl, and R^9 is methyl.

[001338] In some embodiments, R^7 and R^9 are propyl, and R^8 is methyl.

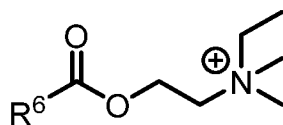
[001339] In some embodiments, n is 1.

[001340] In some embodiments, the compound is according to Formula IIa:



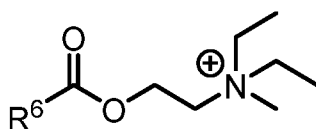
Formula IIa.

[001341] In some embodiments, the compound is according to Formula IIb:



Formula IIb.

[001342] In some embodiments, the compound is according to Formula IIc:



Formula IIc.

[001343] In some embodiments, R^6 is an GLP-1 analog or functional variant thereof or mimetic

thereof, Liraglutide, Exenatide, Peptide tyrosine tyrosine (YY), glucagon, gastric inhibitory polypeptide (GIP), or amylin.

[001344] In some embodiments, R⁵ is an GLP-1 analog or functional variant thereof or mimetic thereof.

[001345] In some embodiments, the compound is the compound as shown in FIG. 17B.

[001346] In another aspect, provided herein is a pharmaceutical composition comprising the composition as described herein, and at least one pharmaceutically acceptable excipient, carrier, or diluent.

[001347] In another aspect, provided herein is a method of treating a disease or disorder in a subject in need thereof, comprising administering to the subject a therapeutically effective amount of the composition as described herein, or the pharmaceutical composition as described herein.

[001348] In some embodiments, the disease or disorder is diabetes.

[001349] In some embodiments, the disease or disorder is Type 1 diabetes.

[001350] In some embodiments, the disease or disorder is Type 2 diabetes.

[001351] In some embodiments, the disease or disorder is non-alcoholic steatohepatitis (NASH).

[001352] In another aspect, provided herein is a method of treating obesity, preventing weight gain, or reducing weight in a subject in need thereof, comprising administering to the subject a therapeutically effective amount of the composition according to any one of claims 1 to 22, or the pharmaceutical composition according to claim 40.

[001353] In another aspect, provided herein is a method of treating obesity, preventing weight gain, or reducing weight in a subject in need thereof, comprising administering to the subject a therapeutically effective amount of the compound according to any one of claims 23 to 39, or the pharmaceutical composition according to claim 41.

[001354] In some embodiments, the composition, the compound, or the pharmaceutical composition is administered via subcutaneous, intravenous, or oral administration.

[001355] In some embodiments, the composition, the compound, or the pharmaceutical composition is administered orally.

[001356] In some embodiments, the composition, the compound, or the pharmaceutical composition is administered as a liquid-filled capsule.

[001357] In some embodiments, the composition, the compound, or the pharmaceutical composition is administered in multiple doses.

[001358] In some embodiments, the composition, the compound, or the pharmaceutical composition is administered in a single dose.

[001359] In some embodiments, the composition, the compound, or the pharmaceutical

composition is administered to a mucus membrane.

[001360] In some embodiments, the concentration of the compound is at least 0.1% weight per volume.

[001361] In some embodiments, the concentration of the compound is at least 0.05M.

[001362] In some embodiments, the composition further comprises one or more additional agents.

[001363] In some embodiments, the one or more additional agent is selected from a nucleic acid, a small molecule, and a polypeptide.

[001364] In some embodiments, the one or more additional agent is a nucleic acid.

[001365] In some embodiments, the one or more additional agent is a small molecule.

[001366] In some embodiments, the one or more additional agent is a polypeptide.

[001367] In some embodiments, the therapeutic agent is a GLP-1 polypeptide or mimetic or analog thereof.

[001368] In some embodiments, to enhance the hydrophobicity of a GLP-1 polypeptide or mimetic or analog thereof, the GLP-1 polypeptide or mimetic or analog thereof is linked to one or more fatty acids or carboxylic acid-containing molecules. In some embodiments, one or more fatty acids or carboxylic acid-containing molecules are linked to the GLP-1 polypeptide or mimetic or analog thereof via a dual conjugation (or dual covalent conjugation). In some embodiments, one or more fatty acids or carboxylic acid-containing molecules comprise cinnamic acid. In some embodiments, one or more fatty acids or carboxylic acid-containing molecules are cinnamic acid.

[001369] In some embodiments, one or more fatty acids or carboxylic acid-containing molecules are non-covalently associated with a free amine of a GLP-1 polypeptide or mimetic or analog thereof. In some embodiments, one or more fatty acids or carboxylic acid-containing molecules are non-covalently associated with the N-terminal amine in the peptide backbone of a GLP-1 polypeptide or mimetic or analog thereof. In some embodiments, one or more fatty acids or carboxylic acid-containing molecules are non-covalently associated with the amine group of a Gln residue, the amine group of an Asn residue, the amine group of an Arg residue, the amine group of a Lys residue, the amine group of a His residue, or a combination thereof of a GLP-1 polypeptide or mimetic or analog thereof.

[001370] In some embodiments, one or more fatty acids or carboxylic acid-containing molecules are covalently conjugated to a free amine of a GLP-1 polypeptide or mimetic or analog thereof. In some embodiments, one or more fatty acids or carboxylic acid-containing molecules are covalently conjugated to the N-terminal amine in the peptide backbone of a GLP-1 polypeptide or mimetic or analog thereof. In some embodiments, one or more fatty acids or carboxylic acid-containing molecules are covalently conjugated to the amine group of a Gln residue, the amine group of an

Asn residue, the amine group of an Arg residue, the amine group of a Lys residue, the amine group of a His residue, or a combination thereof of a GLP-1 polypeptide or mimetic or analog thereof.

[001371] In some embodiments, to enhance the hydrophobicity of an GLP-1 analog or functional variant thereof or mimetic thereof, an GLP-1 analog or functional variant thereof or mimetic thereof is linked to one or more fatty acids or carboxylic acid-containing molecules. In some embodiments, one or more fatty acids or carboxylic acid-containing molecules are linked to an GLP-1 analog or functional variant thereof or mimetic thereof via a dual conjugation (or dual covalent conjugation). In some embodiments, one or more fatty acids or carboxylic acid-containing molecules comprise cinnamic acid. In some embodiments, one or more fatty acids or carboxylic acid-containing molecules are cinnamic acid.

[001372] In some embodiments, one or more fatty acids or carboxylic acid-containing molecules are non-covalently associated with a free amine of an GLP-1 analog or functional variant thereof or mimetic thereof. In some embodiments, one or more fatty acids or carboxylic acid-containing molecules are non-covalently associated with the N-terminal amine in the peptide backbone of an GLP-1 analog or functional variant thereof or mimetic thereof. In some embodiments, one or more fatty acids or carboxylic acid-containing molecules are non-covalently associated with the amine group of a Gln residue, the amine group of an Asn residue, the amine group of an Arg residue, the amine group of a Lys residue, the amine group of a His residue, or a combination thereof of an GLP-1 analog or functional variant thereof or mimetic thereof.

[001373] In some embodiments, cinnamic acid is non-covalently associated with a free amine of an GLP-1 analog or functional variant thereof or mimetic thereof. In some embodiments, cinnamic acid is non-covalently associated with the N-terminal amine in the peptide backbone of an GLP-1 analog or functional variant thereof or mimetic thereof. In some embodiments, cinnamic acid is non-covalently associated with the amine group of a Gln residue, the amine group of an Asn residue, the amine group of an Arg residue, the amine group of a Lys residue, the amine group of a His residue, or a combination thereof of an GLP-1 analog or functional variant thereof or mimetic thereof.

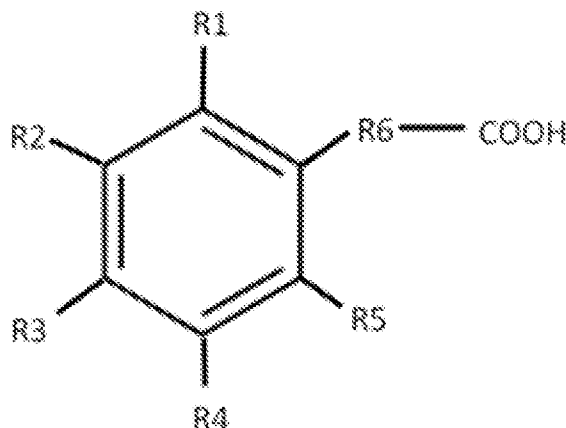
[001374] In some embodiments, one or more fatty acids or carboxylic acid-containing molecules are covalently conjugated to a free amine of an GLP-1 analog or functional variant thereof or mimetic thereof. In some embodiments, one or more fatty acids or carboxylic acid-containing molecules are covalently conjugated to the N-terminal amine in the peptide backbone of an GLP-1 analog or functional variant thereof or mimetic thereof. In some embodiments, one or more fatty acids or carboxylic acid-containing molecules are covalently conjugated to the amine group of a Gln residue, the amine group of an Asn residue, the amine group of an Arg residue, the amine

group of a Lys residue, the amine group of a His residue, or a combination thereof of an GLP-1 analog or functional variant thereof or mimetic thereof.

[001375] In some embodiments, cinnamic acid is covalently conjugated to a free amine of an GLP-1 analog or functional variant thereof or mimetic thereof. In some embodiments, cinnamic acid is covalently conjugated to the N-terminal amine in the peptide backbone of an GLP-1 analog or functional variant thereof or mimetic thereof. In some embodiments, cinnamic acid is covalently conjugated to the amine group of a Gln residue, the amine group of an Asn residue, the amine group of an Arg residue, the amine group of a Lys residue, the amine group of a His residue, or a combination thereof of an GLP-1 analog or functional variant thereof or mimetic thereof.

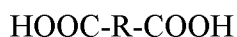
Ionic Liquids

[001376] In one embodiment, the anion in the ionic liquid may be chosen from cinnamic acid, hydrocinnamic acid, hydroxycinnamic (3-phenylpropanoic or benzylacetic) acid, methoxycinnamic acid, ferulic acid, isoferulic acid, 2-phenylpropionic (hydratropic acid), coumaric acid, 3,3-diphenylpropionic acid, 3,5-dimethoxy-4-hydroxy-cinnamic acid (sinapinic acid). Other structural analogs of cinnamic acid could be used. The chemical structure of the cinnamic acid derivative is of the form shown below (FIG. 18):



[001377] For cinnamic acid, R1=R2=R3=R4=R5 is H and R6 is CH=CH. For hydrocinnamic acid, R1=R2=R3=R4=R5 is H and R6 is CH₂-CH₂.

[001378] In one embodiment, the anion is a diacid of the formula,



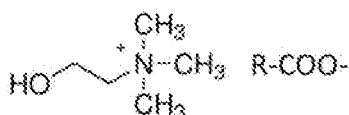
where, R can be CH₂ (malonic acid) or CH₂-CH₂-CH₂ (glutaric acid).

[001379] The examples listed here use choline or choline derivative (or cholinium) as the cation. However, it is clear to the person skilled in the art that the cation can be chosen from a variety of

molecules including choline or choline derivatives, for example, choline or choline derivative chloride, derivatives of choline, or any other biocompatible cation that is otherwise able to form an ionic liquid to with the anions described herein. In some embodiments, choline derivatives, as used herein, refers to a substance that is derived from choline.

[001380] In one embodiment, the ionic liquid is prepared by mixing an acid with choline or choline derivative bicarbonate by the process shown in FIG. 19. Choline or choline derivative bicarbonate reacts with carboxylic acid with a byproduct of water and carbon dioxide. Carbon dioxide is removed from the reaction mixture and water can be subsequently removed to leave behind an ionic liquid.

[001381] The resultant ionic liquid is represented by the following formula;



[001382] Depending on the ratio of anion and cation in the reaction mixture, the resultant mixture may also contain either excess acid or excess choline or choline derivative bicarbonate. The term ionic liquid used herein includes all stoichiometries including equimolar acid and choline or choline derivative carbonate, excess acid or excess choline or choline derivative bicarbonate.

[001383] The ionic liquid structures drawn with the with or without the proton are equivalent and interchangeable depending on the concentration and composition.

[001384] In some embodiments, the composition as used herein or the pharmaceutical the composition as used herein comprises one or more ionic liquids as listed in Table 1.

Table 1. Exemplary ionic liquids

Anion	Cation
(R)- α -Lipoic Acid	Choline
12-Hydroxystearic Acid	Choline
2-(4-Isobutylphenyl)propionic Acid	Choline
2-(4,4-Dimethyl-2-pentanyl)-5,7,7-trimethyloctanoic Acid	Choline
2-Aminoethanesulfonic Acid (Taurine Acid)	Choline
2-Hexyldecanoic Acid	Choline
2-Hydroxyhippuric Acid	Choline
3-(4-Hydroxyphenyl)propionic Acid	Choline
3-Methylcrotonic Acid	Choline
3,3-Diphenylpropionic Acid	Choline
3,4-Dihydroxybenzoic Acid (Protocatechuic Acid)	Choline
3,7-Dimethyloctanoic Acid	Choline
4-Hydroxybenzenesulfonic Acid	Choline
4-Hydroxybenzoic Acid	Choline
4-Methylhexanoic Acid	Choline

4-Methyloctanoic Acid	Choline
4-Methylvaleric Acid	Choline
5-Norbornene-2-carboxylic Acid	Choline
8-[(2-hydroxybenzoyl)amino]octanoic acid	Choline
Abietic Acid	Choline
Acetic Acid	Choline
Acetylcysteine	Choline
Aconitic Acid	Choline
Arachidonic Acid	Choline
Behenic Acid	Choline
Benzoic Acid	Choline
Caffeic Acid	Choline
Chenodeoxycholic Acid	Choline
Cis-Cinnamic acid	Choline
Citric Acid	Choline
Citronellic Acid	Choline
Crotonic Acid	Choline
D-(+)-Galactonic Acid	Choline
Decanoic Acid	Choline
Deoxycholic Acid	Choline
Dihydrocaffeic Acid	Choline
DL-2-Phenylpropionic (Hydratropic) Acid	Choline
DL-Tartaric Acid	Choline
DL-Tropic Acid	Choline
Eicosanedioic Acid	Choline
Eicosapentanoic Acid (EPA)	Choline
Elaidic Acid	Choline
Ellagic Acid	Choline
Erucic Acid	Choline
Ethylenediaminetetraacetic Acid (EDTA)	Choline
Formic Acid	Choline
Fumaric Acid	Choline
Geranic Acid	Choline
Glutaric Acid	Choline
Glycolic Acid	Choline
Heptanoic Acid	Choline
Hexanoic Acid	Choline
Hydrocinnamic Acid (3-Phenylpropionic Acid)	Choline
Isobutyric Acid	Choline
Isovaleric Acid	Choline
L-(+)-Tartaric Acid	Choline
L-Ascorbic Acid	Choline
L-Aspartic Acid	Choline
L-Glutamic Acid	Choline
L-Glutathione reduced	Choline
Lactic Acid	Choline
Lauric Acid	Choline
Levulinic Acid	Choline
Linoleic Acid	Choline

Linolenic Acid	Choline
Lithocholic Acid	Choline
Maleic Acid	Choline
Malic Acid	Choline
Malonic Acid	Choline
Mandelic acid	Choline
Mesaconic Acid	Choline
Nicotinic Acid	Choline
Nonanoic Acid	Choline
Octanoic Acid	Choline
Oleic Acid	Choline
Oxalic Acid	Choline
p-Coumaric Acid	Choline
p-Toluenesulfonic Acid	Choline
Palmitic Acid	Choline
Perillic Acid	Choline
Phosphoric Acid	Choline
Pimelic Acid	Choline
Pivalic Acid	Choline
Propionic Acid	Choline
Pyroglutamic Acid	Choline
Pyruvic Acid	Choline
Ricinoleic Acid	Choline
Salicylic Acid (2-Hydroxybenzoic Acid)	Choline
Sinapinic Acid (3,5-Dimethoxy-4-Hydroxycinnamic Acid)	Choline
Sorbic Acid	Choline
Stearic acid	Choline
Succinic Acid	Choline
Syringic Acid	Choline
Tiglic Acid	Choline
Trans-2-Decenoic Acid	Choline
Trans-2-Hexenoic Acid	Choline
Trans-2-Octenoic Acid	Choline
Trans-3-Octenoic Acid	Choline
Trans-7-Octenoic Acid	Choline
Trans-Cinnamic Acid	Choline
Trans-Ferulic Acid	Choline
Undecanoic Acid	Choline
Valeric Acid	Choline
Vanillic Acid	Choline
α -Ketoglutaric Acid	Choline

[001385] In some embodiments, the following cations are used in the products of an exemplary GLP-1 analog or functional variant thereof or mimetic thereof. In some embodiments, the following cations are used in the products of an exemplary GLP-1 analog or functional variant thereof or mimetic thereof as covalent attachment. In some embodiments, the following cations are used in the products of an exemplary GLP-1 analog or functional variant thereof or mimetic thereof as non-

covalent attachment. In some embodiments, the cations in Table 2 are used in the therapeutic products. In some embodiments, the cations in Table 2 are used in an antibody or an antibody fragment thereof. In some embodiments, the cations in Table 2 are used in the products of an exemplary GLP-1 analog or functional variant thereof or mimetic thereof. In some embodiments, the cations in Table 2 are used in the products of an exemplary GLP-1 analog or functional variant thereof or mimetic thereof as covalent attachment. In some embodiments, the cations in Table 2 are used in the products of an GLP-1 analog or functional variant thereof or mimetic thereof as non-covalent attachment.

Table 2. Exemplary cations used in therapeutic agents.

Cation
Acetylcholine
Aminoguanidine
Ammonium
Carnitine
Choline
Guanidine derivatives
Tetrabutyl ammonium
Tetraethyl ammonium
Tetramethyl ammonium

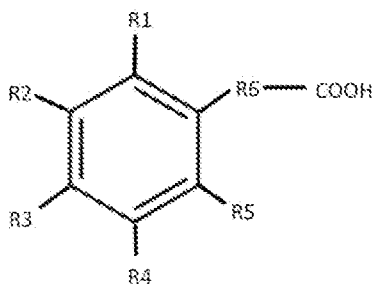
[001386] In one aspect, provided herein is a method of treating a subject by oral administration of a composition comprising; a. a polypeptide with at least one associated ionic species, and b. at least one ionic liquid such that the said ionic species is substantially similar to the ion comprising the ionic liquid.

[001387] In some embodiments, the association between the said polypeptide and the ionic species is non-covalent.

[001388] In some embodiments, the association between the said polypeptide and the ionic species is covalent.

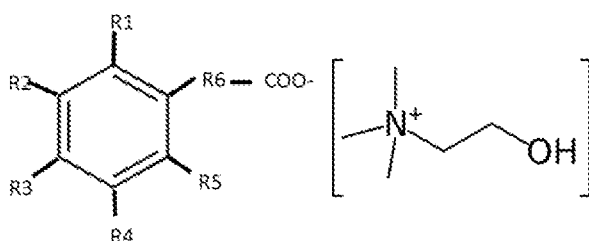
[001389] In some embodiments, the oral administration is intended for treating diabetes.

In another aspect, provided herein is a composition comprising an ionic liquid wherein the anion has the chemical form of



[001390] In some embodiments, R1, R2, R3, R4 and R5 are hydrogens and R6 is either CH=CH or CH₂-CH₂.

[001391] In another aspect, provided herein is a composition comprising an ionic liquid described by the formula



[001392] In some embodiments, R1, R2, R3, R4 and R5 are hydrogens and R6 is either CH=CH or CH₂-CH₂.

[001393] In another aspect, provided herein is a composition comprising an ionic liquid of a cholinium cation and an anion selected from the group consisting of cinnamic acid, hydrocinnamic acid, malonic acid, citronellic acid, glutaric acid, mandelic acid, oleic acid, linoleic acid, and ricinoleic acid.

[001394] In another aspect, provided herein is a capsule comprising a composition of embodiment 1, 3, or 6 with an additional pharmaceutically acceptable excipient.

[001395] In some embodiments, the drug is an GLP-1 analog or functional variant thereof or mimetic thereof.

[001396] In some embodiments, the drug is a GLP-1 mimetic drug selected from liraglutide, exenatide, or semaglutide.

[001397] In some embodiments, the drug is liraglutide, exenatide or semaglutide.

[001398] In another aspect, provided herein is a method of delivery of at least one drug, the method comprising administering the drug in combination with an ionic liquid to a mucus membrane.

[001399] In some embodiments, ionic liquid is at a concentration of at least 0.1 %w/v.

[001400] In some embodiments, the ionic liquid comprises a ratio of cation:anion ratio from 2:1 to about 1:2.

[001401] In some embodiments, the active compound in combination with the ionic liquid is

administered once.

[001402] In some embodiments, the active compound in combination with ionic liquid is administered in multiple doses.

[001403] In some embodiments, the active compound comprises a nucleic acid molecule.

[001404] In some embodiments, the active compound comprises a small molecule.

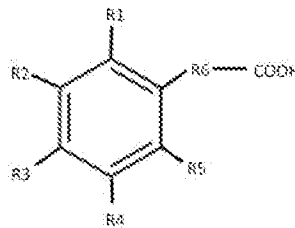
[001405] In some embodiments, the active compound comprises a polypeptide.

[001406] In another aspect, provided herein is a method of treating obesity, preventing weight gain, or reducing a subject's weight, the method comprising orally administering to the subject a composition comprising; a. a polypeptide with at least one associated ionic species; b. and at least one ionic liquid such that the said ionic species is also an ion in the ionic liquid.

[001407] In another aspect, provided herein is a method of treating diabetes by administering a composition comprising an ionic liquid wherein the administration induces at least some reduction of blood glucose levels.

[001408] In another aspect, provided herein is a composition comprising;

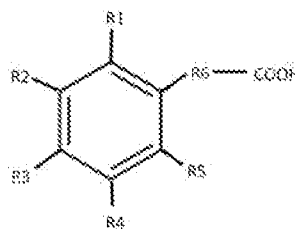
a. a chemical with the formula,



and b. a glucagon-like peptide-1 analog or functional variant thereof or mimetic thereof such that the said glucagon-like peptide-1 analog or functional variant thereof or mimetic thereof is associated with at least one ionic species.

[001409] In another aspect, provided herein is a composition comprising;

a. a chemical with the formula,



and b. a glucagon-like peptide selected from liraglutide, exenatide or semaglutide such that the said glucagon-like peptide is associated with at least one ionic species.

[001410] In some embodiments, R1, R2, R3, R4 and R5 are hydrogens and R6 is either CH=CH or CH₂-CH₂.

[001411] The inventors have found that certain modifications to proteins surprisingly improve their

use with ionic liquid compositions for formulation and delivery. These formulations can be delivered orally to a patient for the purpose of treating the patient.

[001412] In one embodiment, described herein is a composition wherein a protein or a peptide is non-covalently attached to one more ions wherein such ions are also present in the said ionic liquid is present in the formulation.

[001413] In one embodiment, described herein is a composition wherein a protein or a peptide is covalently attached to one more ions wherein such ions are also present in the said ionic liquid is present in the formulation.

[001414] In one embodiment, the ion used for covalent or non-covalent modification of peptide is choline or choline derivative.

[001415] In some embodiments, the ionic liquid is a composition comprising a cation of choline or choline derivative and is cinnamic acid.

[001416] In some embodiment, the ionic liquid is at a concentration of at least 0.1%w/v. In some embodiment, the ionic liquid comprises a ratio of cation:anion from about 2:1 to about 1:2.

[001417] In some embodiments, the peptide formulation is administered once. In some embodiments, the formulation is administered in multiple doses.

[001418] In one embodiment, the ionic liquid is delivered as a liquid-filled capsule.

[001419] In some embodiments, the peptide delivered with the ionic liquid is a glucagon-like peptide (GLP-1) or glucagon-like peptide derivative.

[001420] In some embodiments, the protein delivered with the ionic liquid is an antibody or antibody fragment.

[001421] In one aspect of any of the embodiments, provided herein is a method of treating Type 1 diabetes, Type 2 diabetes, NASH, prediabetes, obesity, or other metabolic disorders.

[001422] In some embodiments, the ionic liquid is mixed with a pharmaceutically acceptable diluent such that the ionic liquid is present at a concentration of at least 0.05M.

[001423] In some embodiments, the ionic liquid dissolves after administration.

[001424] In some embodiments, the ionic liquid is a pure or anhydrous liquid. In some embodiments, the ionic liquid is an aqueous solution.

[001425] In some embodiments, the ionic liquid serves to solubilize and stabilize the peptide to be delivered.

[001426] In another aspect, provided herein is a composition comprising a therapeutic agent and one or more ionic liquid.

[001427] In some embodiments, the one or more ionic liquid independently comprises a cation selected from the group consisting of aminoguanidine, choline or choline derivative, carnitine,

acetylcholine, ammonium, tetramethyl ammonium, tetraethyl ammonium, tetrabutyl ammonium, and guanidine derivatives.

[001428] In some embodiments, the one or more ionic liquid independently comprises choline or choline derivative, carnitine, or acetylcholine.

[001429] In some embodiments, the one or more ionic liquid independently comprises an anion selected from the group consisting of (R)- α -Lipoic Acid, 12-Hydroxystearic Acid, 2-(4-Isobutylphenyl)propionic Acid, 2-(4,4-Dimethyl-2-pentanyl)-5,7,7-trimethyloctanoic Acid, 2-Aminoethanesulfonic Acid (Taurine Acid), 2-Hexyldecanoic Acid, 2-Hydroxyhippuric Acid, 3-(4-Hydroxyphenyl)propionic Acid, 3-Methylcrotonic Acid, 3,3-Diphenylpropionic Acid, 3,4-Dihydroxybenzoic Acid (Protocatechuic Acid), 3,7-Dimethyloctanoic Acid, 4-Hydroxybenzenesulfonic Acid, 4-Hydroxybenzoic Acid, 4-Methylhexanoic Acid, 4-Methyloctanoic Acid, 4-Methylvaleric Acid, 5-Norbornene-2-carboxylic Acid, 8-[(2-hydroxybenzoyl)amino]octanoic acid, Abietic Acid, Acetic Acid, Acetylcysteine, Aconitic Acid, Arachidonic Acid, Behenic Acid, Benzoic Acid, Caffeic Acid, Chenodeoxycholic Acid, Cis-Cinnamic acid, Citric Acid, Citronellic Acid, Crotonic Acid, D-(+)-Galactonic Acid, Decanoic Acid, Deoxy-cholic Acid, Dihydrocaffeic Acid, DL-2-Phenylpropionic (Hydratropic) Acid, DL-Tartaric Acid, DL-Tropic Acid, Eicosanedioic Acid, Eicosapentanoic Acid (EPA), Elaidic Acid, Ellagic Acid, Erucic Acid, Ethylenediaminetetraacetic Acid (EDTA), Formic Acid, Fumaric Acid, Geranic Ac-id, Glutaric Acid, Glycolic Acid, Heptanoic Acid, Hexanoic Acid, Hydrocinnamic Acid (3-Phenylpropionic Acid), Isobutyric Acid, Isovaleric Acid, L-(+)-Tartaric Acid, L-Ascorbic Acid, L-Aspartic Acid, L-Glutamic Acid, L-Glutathione reduced, Lactic Acid, Lauric Acid, Levulinic Acid, Linoleic Acid, Linolenic Acid, Lithocholic Acid, Maleic Acid, Malic Acid, Malonic Acid, Mandelic acid, Mesaconic Acid, Nicotinic Acid, Nonanoic Acid, Octanoic Acid, Oleic Acid, Oxalic Acid, p-Coumaric Acid, p-Toluenesulfonic Acid, Palmitic Acid, Perillic Acid, Phosphoric Acid, Pimelic Acid, Pivalic Acid, Propionic Acid, Pyroglutamic Acid, Pyruvic Acid, Ricinoleic Acid, Salicylic Acid (2-Hydroxybenzoic Acid), Sinapinic Acid (3,5-Dimethoxy-4-Hydroxycinnamic Acid), Sorbic Acid, Stearic acid, Succinic Acid, Syringic Acid, Tiglic Acid, Trans-2-Decenoic Acid, Trans-2-Hexenoic Acid, Trans-2-Octenoic Acid, Trans-3-Octenoic Acid, Trans-7-Octenoic Acid, Trans-Cinnamic Acid, Trans-Ferulic Acid, Undecanoic Acid, Valeric Acid, Vanillic Acid, and α -Ketoglutaric Acid.

[001430] In some embodiments, the one or more ionic liquid independently comprises an anion selected from the group consisting of glycolic acid, tartaric acid, malic acid, hydrocinnamic acid, citric acid, cinnamic acid, mandelic acid, mesaconic acid, ricinoleic acid, linoleic acid, and tiglic acid.

[001431] In some embodiments, the one or more ionic liquid independently comprises an anion selected from the group consisting of cinnamic acid, mandelic acid, citric acid, ricinoleic acid, linoleic acid, and tiglic acid.

[001432] In some embodiments, the one or more ionic liquid independently comprises choline or choline derivative-cinnamic acid, choline or choline derivative-mandelic acid, choline or choline derivative-citric acid, choline or choline derivative-ricinoleic acid, choline or choline derivative-linoleic acid, or choline or choline derivative-tiglic acid.

[001433] In some embodiments, the one or more ionic liquid independently comprises carnitine-cinnamic acid, carnitine-mandelic acid, carnitine-citric acid, carnitine-ricinoleic acid, carnitine-linoleic acid, or carnitine-tiglic acid.

[001434] In some embodiments, the one or more ionic liquid independently comprises acetylcholine-cinnamic acid, acetylcholine-mandelic acid, acetylcholine-citric acid, acetylcholine-ricinoleic acid, acetylcholine-linoleic acid, or acetylcholine-tiglic acid.

[001435] In some embodiments, the composition as described herein further comprises at least one permeation enhancer.

[001436] In some embodiments, the at least one permeation enhancer is selected from the group consisting of salcaprozate sodium (SNAC), sodium caprylate, sodium caprate, a bile salt, ethylenediaminetetraacetic acid (EDTA), ethylene glycol-bis-(2-aminoethylether)-N,N,N',N'-tetraacetic acid (EGTA), and 3-[N,N-Dimethyl(3-palmitoylaminopropyl)-ammonio]-propanesulfonate (PPS), and any combination thereof.

[001437] In some embodiments, the bile salt is selected from the group consisting of sodium deoxycholate, sodium chenodeoxycholate, sodium taurodeoxycholate, and a combination thereof.

[001438] In another aspect, provided herein is a method of increasing the solubility of a therapeutic agent comprising preparing a composition comprising the therapeutic agent and one or more ionic liquid.

[001439] In another aspect, provided herein is a method of enhancing or improving the delivery efficiency of a therapeutic agent in a subject in need thereof comprising preparing a composition comprising the therapeutic agent and one or more ionic liquid, and administering the composition to the subject.

[001440] In some embodiments, the one or more ionic liquid independently comprises a cation selected from the group consisting of aminoguanidine, choline or choline derivative, carnitine, acetylcholine, ammonium, tetramethyl ammonium, tetraethyl ammonium, tetrabutyl ammonium, and guanidine derivatives.

[001441] In some embodiments, the one or more ionic liquid independently comprises choline or

choline derivative, carnitine, or acetylcholine.

[001442] In some embodiments, the one or more ionic liquid independently comprises an anion selected from the group consisting of (R)- α -Lipoic Acid, 12-Hydroxystearic Acid, 2-(4-Isobutylphenyl)propionic Acid, 2-(4,4-Dimethyl-2-pentanyl)-5,7,7-trimethyloctanoic Acid, 2-Aminoethanesulfonic Acid (Taurine Acid), 2-Hexyldecanoic Acid, 2-Hydroxyhippuric Acid, 3-(4-Hydroxyphenyl)propionic Acid, 3-Methylcrotonic Acid, 3,3-Diphenylpropionic Acid, 3,4-Dihydroxybenzoic Acid (Protocatechuic Acid), 3,7-Dimethyloctanoic Acid, 4-Hydroxybenzenesulfonic Acid, 4-Hydroxybenzoic Acid, 4-Methylhexanoic Acid, 4-Methyloctanoic Acid, 4-Methylvaleric Acid, 5-Norbornene-2-carboxylic Acid, 8-[(2-hydroxybenzoyl)amino]octanoic acid, Abietic Acid, Acetic Acid, Acetylcysteine, Aconitic Acid, Arachidonic Acid, Behenic Acid, Benzoic Acid, Caffeic Acid, Chenodeoxycholic Acid, Cis-Cinnamic acid, Citric Acid, Citronellic Acid, Crotonic Acid, D-(+)-Galactonic Acid, Decanoic Acid, Deoxy-cholic Acid, Dihydrocaffeic Acid, DL-2-Phenylpropionic (Hydratropic) Acid, DL-Tartaric Acid, DL-Tropic Acid, Eicosanedioic Acid, Eicosapentanoic Acid (EPA), Elaidic Acid, Ellagic Acid, Erucic Acid, Ethylenediaminetetraacetic Acid (EDTA), Formic Acid, Fumaric Acid, Geranic Ac-id, Glutaric Acid, Glycolic Acid, Heptanoic Acid, Hexanoic Acid, Hydrocinnamic Acid (3-Phenylpropionic Acid), Isobutyric Acid, Isovaleric Acid, L-(+)-Tartaric Acid, L-Ascorbic Acid, L-Aspartic Acid, L-Glutamic Acid, L-Glutathione reduced, Lactic Acid, Lauric Acid, Levulinic Acid, Linoleic Acid, Linolenic Acid, Lithocholic Acid, Maleic Acid, Malic Acid, Malonic Acid, Mandelic acid, Mesaconic Acid, Nicotinic Acid, Nonanoic Acid, Octanoic Acid, Oleic Acid, Oxalic Acid, p-Coumaric Acid, p-Toluenesulfonic Acid, Palmitic Acid, Perillic Acid, Phosphoric Acid, Pimelic Acid, Pivalic Acid, Propionic Acid, Pyroglutamic Acid, Pyruvic Acid, Ricinoleic Acid, Salicylic Acid (2-Hydroxybenzoic Acid), Sinapinic Acid (3,5-Dimethoxy-4-Hydroxycinnamic Acid), Sorbic Acid, Stearic acid, Succinic Acid, Syringic Acid, Tiglic Acid, Trans-2-Decenoic Acid, Trans-2-Hexenoic Acid, Trans-2-Octenoic Acid, Trans-3-Octenoic Acid, Trans-7-Octenoic Acid, Trans-Cinnamic Acid, Trans-Ferulic Acid, Undecanoic Acid, Valeric Acid, Vanillic Acid, and α -Ketoglutaric Acid.

[001443] In some embodiments, the one or more ionic liquid independently comprises an anion selected from the group consisting of glycolic acid, tartaric acid, malic acid, hydrocinnamic acid, citric acid, cinnamic acid, mandelic acid, mesaconic acid, ricinoleic acid, linoleic acid, and tiglic acid.

[001444] In some embodiments, the one or more ionic liquid independently comprises an anion selected from the group consisting of cinnamic acid, mandelic acid, citric acid, ricinoleic acid, linoleic acid, and tiglic acid.

[001445] In some embodiments, the one or more ionic liquid independently comprises choline or choline derivative-cinnamic acid, choline or choline derivative-mandelic acid, choline or choline derivative-citric acid, choline or choline derivative-ricinoleic acid, choline or choline derivative-linoleic acid, or choline or choline derivative-tiglic acid.

[001446] In some embodiments, the one or more ionic liquid independently comprises carnitine-cinnamic acid, carnitine-mandelic acid, carnitine-citric acid, carnitine-ricinoleic acid, carnitine-linoleic acid, or carnitine-tiglic acid.

[001447] In some embodiments, the one or more ionic liquid independently comprises acetylcholine-cinnamic acid, acetylcholine-mandelic acid, acetylcholine-citric acid, acetylcholine-ricinoleic acid, acetylcholine-linoleic acid, or acetylcholine-tiglic acid.

[001448] In some embodiments, the one or more ionic liquid independently comprises a cation selected from the group of the cations listed in Table 2. In some embodiments, the one or more ionic liquid independently comprises an anion selected from the group of the anions listed in Table 1. In some embodiments, the one or more ionic liquid independently comprises an ionic liquid selected from the group of the ionic liquids listed in Table 2.

[001449] In some embodiments, the composition or the pharmaceutical composition as provided herein comprises the composition as provided herein or the compound as provided herein, and the first, the second, the third, the fourth, the fifth, the sixth, the eighth, the ninth, the tenth, or more ionic liquids.

[001450] In some embodiments, the first, the second, the third, the fourth, the fifth, the sixth, the eighth, the ninth, the tenth, or more ionic liquids independently comprises a cation selected from the group consisting of aminoguanidine, choline or choline derivative, carnitine, acetylcholine, ammonium, tetramethyl ammonium, tetraethyl ammonium, tetrabutyl ammonium, and guanidine derivatives. In some embodiments, the first, the second, the third, the fourth, the fifth, the sixth, the eighth, the ninth, the tenth, or more ionic liquids independently comprises choline or choline derivative, carnitine, or acetylcholine.

[001451] In some embodiments, the first, the second, the third, the fourth, the fifth, the sixth, the eighth, the ninth, the tenth, or more ionic liquids independently comprises an anion selected from the group consisting of (R)- α -Lipoic Acid, 12-Hydroxystearic Acid, 2-(4-Isobutylphenyl)propionic Acid, 2-(4,4-Dimethyl-2-pentanyl)-5,7,7-trimethyloctanoic Acid, 2-Aminoethanesulfonic Acid (Taurine Acid), 2-Hexyldecanoic Acid, 2-Hydroxyhippuric Acid, 3-(4-Hydroxyphenyl)propionic Acid, 3-Methylcrotonic Acid, 3,3-Diphenylpropionic Acid, 3,4-Dihydroxybenzoic Acid (Protocatechuic Acid), 3,7-Dimethyloctanoic Acid, 4-Hydroxybenzenesulfonic Acid, 4-Hydroxybenzoic Acid, 4-Methylhexanoic Acid, 4-Methyloctanoic Acid, 4-Methylvaleric Acid, 5-

Norbornene-2-carboxylic Acid, 8-[(2-hydroxybenzoyl)amino]octanoic acid, Abietic Acid, Acetic Acid, Acetylcysteine, Aconitic Acid, Arachidonic Acid, Behenic Acid, Benzoic Acid, Caffeic Acid, Chenodeoxycholic Acid, Cis-Cinnamic acid, Citric Acid, Citronellic Acid, Crotonic Acid, D-(+)-Galactonic Acid, Decanoic Acid, Deoxycholic Acid, Dihydrocaffeic Acid, DL-2-Phenylpropionic (Hydratropic) Acid, DL-Tartaric Acid, DL-Tropic Acid, Eicosanedioic Acid, Eicosapentanoic Acid (EPA), Elaidic Acid, Ellagic Acid, Erucic Acid, Ethylenediaminetetraacetic Acid (EDTA), Formic Acid, Fumaric Acid, Geranic Acid, Glutaric Acid, Glycolic Acid, Heptanoic Acid, Hexanoic Acid, Hydrocinnamic Acid (3-Phenylpropionic Acid), Isobutyric Acid, Isovaleric Acid, L-(+)-Tartaric Acid, L-Ascorbic Acid, L-Aspartic Acid, L-Glutamic Acid, L-Glutathione reduced, Lactic Acid, Lauric Acid, Levulinic Acid, Linoleic Acid, Linolenic Acid, Lithocholic Acid, Maleic Acid, Malic Acid, Malonic Acid, Mandelic acid, Mesoconic Acid, Nicotinic Acid, Nonanoic Acid, Octanoic Acid, Oleic Acid, Oxalic Acid, p-Coumaric Acid, p-Toluenesulfonic Acid, Palmitic Acid, Perillic Acid, Phosphoric Acid, Pimelic Acid, Pivalic Acid, Propionic Acid, Pyroglutamic Acid, Pyruvic Acid, Ricinoleic Acid, Salicylic Acid (2-Hydroxybenzoic Acid), Sinapinic Acid (3,5-Dimethoxy-4-Hydroxycinnamic Acid), Sorbic Acid, Stearic acid, Succinic Acid, Syringic Acid, Tiglic Acid, Trans-2-Decenoic Acid, Trans-2-Hexenoic Acid, Trans-2-Octenoic Acid, Trans-3-Octenoic Acid, Trans-7-Octenoic Acid, Trans-Cinnamic Acid, Trans-Ferulic Acid, Undecanoic Acid, Valeric Acid, Vanillic Acid, and α -Ketoglutaric Acid.

[001452] In some embodiments, the first, the second, the third, the fourth, the fifth, the sixth, the eighth, the ninth, the tenth, or more ionic liquids independently comprises an anion selected from the group consisting of (R)- α -lipoic acid, 2-(4-isobutylphenyl)propionic acid, 2-(4,4-dimethyl-2-pentanyl)-5,7,7-trimethyloctanoic acid, 2-hexyldecanoic acid, 2-hydroxyhippuric acid, 3,7-dimethyloctanoic acid, 4-methylhexanoic acid, 4-methyloctanoic acid, 4-methylvaleric acid, 5-norbornene-2-carboxylic acid, abietic acid, acetic acid, acetylcysteine, arachidonic acid, caffeic acid, cinnamic acid, citric acid, citronellic acid, crotonic acid, D-(+)-galactonic acid, decanoic acid, deoxycholic acid, eicosapentanoic acid, fumaric acid, geranic acid, glutaric acid, glycolic acid, hexanoic acid, 3-phenylpropionic acid, isovaleric acid, L-(+)-tartaric acid, L-ascorbic acid, L-glutathione reduced, lactic acid, lauric acid, levulinic acid, linoleic acid, linolenic acid, maleic acid, malonic acid, mesaconic acid, mandelic acid, nonanoic acid, octanoic acid, oleic acid, p-toluenesulfonic acid, perillic acid, phosphoric acid, pimelic acid, propionic acid, pyroglutamic acid, pyruvic acid, ricinoleic acid, sorbic acid, syringic acid, trans-2-decenoic acid, trans-2-hexenoic acid, trans-2-octenoic acid, trans-3-octenoic acid, trans-7-octenoic acid, trans-ferulic acid, undecanoic acid, vanillic acid, α -ketoglutaric acid, 3,3-diphenylpropionic acid, 3,4-dihydroxybenzoic acid (protocatechuic acid), 3-(4-hydroxyphenyl)propionic acid, 3-methylcrotonic

acid, 4-hydroxybenzenesulfonic acid, 4-hydroxybenzoic acid, aconitic acid, benzoic acid, chenodeoxycholic acid, dihydrocaffeic acid, DL-2-phenylpropionic (hydratropic) acid, DL-tropic acid, eicosanedioic acid, ellagic acid, formic acid, heptanoic acid, isobutyric acid, DL-tartaric acid, lithocholic acid, malic acid, nicotinic acid, p-coumaric acid, palmitic acid, pivalic acid, salicylic acid (2-hydroxybenzoic acid), sinapinic acid (3,5-dimethoxy-4-hydroxycinnamic acid), succinic acid, tiglic acid, valeric acid, stearic acid, and 8-[(2-hydroxybenzoyl)amino]octanoic acid. In some embodiments, the first, the second, the third, the fourth, the fifth, the sixth, the eighth, the ninth, the tenth, or more ionic liquids independently comprises an anion selected from the group consisting of glycolic acid, tartaric acid, malic acid, hydrocinnamic acid, citric acid, cinnamic acid, mandelic acid, mesaconic acid, ricinoleic acid, linoleic acid, and tiglic acid. In some embodiments, the first, the second, the third, the fourth, the fifth, the sixth, the eighth, the ninth, the tenth, or more ionic liquids independently comprises an anion selected from the group consisting of cinnamic acid, mandelic acid, citric acid, ricinoleic acid, linoleic acid, and tiglic acid.

[001453] In some embodiments, the first, the second, the third, the fourth, the fifth, the sixth, the eighth, the ninth, the tenth, or more ionic liquids independently comprises choline or choline derivative-cinnamic acid, choline or choline derivative-mandelic acid, choline or choline derivative-citric acid, choline or choline derivative-ricinoleic acid, choline or choline derivative-linoleic acid, or choline or choline derivative-tiglic acid.

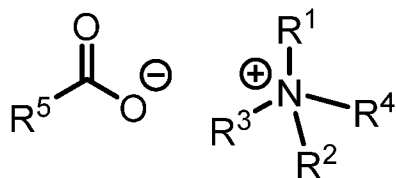
[001454] In some embodiments, the one or more ionic liquid independently comprises carnitine-cinnamic acid, carnitine-mandelic acid, carnitine-citric acid, carnitine-ricinoleic acid, carnitine-linoleic acid, or carnitine-tiglic acid.

[001455] In some embodiments, the one or more ionic liquid independently comprises acetylcholine-cinnamic acid, acetylcholine-mandelic acid, acetylcholine-citric acid, acetylcholine-ricinoleic acid, acetylcholine-linoleic acid, or acetylcholine-tiglic acid.

[001456] In some embodiments, the first, the second, the third, the fourth, the fifth, the sixth, the eighth, the ninth, the tenth, or more ionic liquids independently comprises a cation selected from the group of the cations listed in Table 2. In some embodiments, the first, the second, the third, the fourth, the fifth, the sixth, the eighth, the ninth, the tenth, or more ionic liquids independently comprises an anion selected from the group of the anions listed in Table 1. In some embodiments, some embodiments, the first, the second, the third, the fourth, the fifth, the sixth, the eighth, the ninth, the tenth, or more ionic liquids independently comprises an ionic liquid selected from the group of the ionic liquids listed in Table 2.

Therapeutic Agents

[001457] In some aspects, provided herein, *inter alia*, is a compound according to Formula I:



Formula I.

[001458] In some embodiments, R¹, R², and R³ are independently C₁-C₅ alkyl. In some embodiments, R¹ is C₁-C₅ alkyl. In some embodiments, R² is C₁-C₅ alkyl. In some embodiments, R³ is C₁-C₅ alkyl.

[001459] In some embodiments, R¹, R², and R³ are independently C₁-C₂₀ alkyl. In some embodiments, R¹ is C₁-C₂₀ alkyl. In some embodiments, R¹ is C₁-C₁₉ alkyl. In some embodiments, R¹ is C₁-C₁₈ alkyl. In some embodiments, R¹ is C₁-C₁₇ alkyl. In some embodiments, R¹ is C₁-C₁₆ alkyl. In some embodiments, R¹ is C₁-C₁₅ alkyl. In some embodiments, R¹ is C₁-C₁₄ alkyl. In some embodiments, R¹ is C₁-C₁₃ alkyl. In some embodiments, R¹ is C₁-C₁₂ alkyl. In some embodiments, R¹ is C₁-C₁₁ alkyl. In some embodiments, R¹ is C₁-C₁₀ alkyl. In some embodiments, R¹ is C₁-C₉ alkyl. In some embodiments, R¹ is C₁-C₈ alkyl. In some embodiments, R¹ is C₁-C₇ alkyl. In some embodiments, R¹ is C₁-C₆ alkyl. In some embodiments, R¹ is C₁-C₅ alkyl. In some embodiments, R¹ is C₁-C₄ alkyl. In some embodiments, R¹ is C₁-C₃ alkyl. In some embodiments, R¹ is C₁-C₂ alkyl. In some embodiments, R² is C₁-C₂₀ alkyl. In some embodiments, R² is C₁-C₁₉ alkyl. In some embodiments, R² is C₁-C₁₈ alkyl. In some embodiments, R² is C₁-C₁₇ alkyl. In some embodiments, R² is C₁-C₁₆ alkyl. In some embodiments, R² is C₁-C₁₅ alkyl. In some embodiments, R² is C₁-C₁₄ alkyl. In some embodiments, R² is C₁-C₁₃ alkyl. In some embodiments, R² is C₁-C₁₂ alkyl. In some embodiments, R² is C₁-C₁₁ alkyl. In some embodiments, R² is C₁-C₁₀ alkyl. In some embodiments, R² is C₁-C₉ alkyl. In some embodiments, R² is C₁-C₈ alkyl. In some embodiments, R² is C₁-C₇ alkyl. In some embodiments, R² is C₁-C₆ alkyl. In some embodiments, R² is C₁-C₅ alkyl. In some embodiments, R² is C₁-C₄ alkyl. In some embodiments, R² is C₁-C₃ alkyl. In some embodiments, R² is C₁-C₂ alkyl. In some embodiments, R³ is C₁-C₂₀ alkyl. In some embodiments, R³ is C₁-C₁₉ alkyl. In some embodiments, R³ is C₁-C₁₈ alkyl. In some embodiments, R³ is C₁-C₁₇ alkyl. In some embodiments, R³ is C₁-C₁₆ alkyl. In some embodiments, R³ is C₁-C₁₅ alkyl. In some embodiments, R³ is C₁-C₁₄ alkyl. In some embodiments, R³ is C₁-C₁₃ alkyl. In some embodiments, R³ is C₁-C₁₂ alkyl. In some embodiments, R³ is C₁-C₁₁ alkyl. In some embodiments, R³ is C₁-C₁₀ alkyl. In some embodiments, R³ is C₁-C₉ alkyl. In some embodiments, R³ is C₁-C₈ alkyl. In some embodiments, R³ is C₁-C₇ alkyl. In some embodiments, R³ is C₁-C₆ alkyl. In some embodiments, R³ is C₁-C₅ alkyl. In

some embodiments, R^3 is C₁-C₄ alkyl. In some embodiments, R^3 is C₁-C₃ alkyl. In some embodiments, R^3 is C₁-C₂ alkyl.

[001460] In some embodiments, R^1 is C₁ alkyl. In some embodiments, R^1 is C₂ alkyl. In some embodiments, R^1 is C₃ alkyl. In some embodiments, R^1 is C₄ alkyl. In some embodiments, R^1 is C₅ alkyl. In some embodiments, R^1 is C₆ alkyl. In some embodiments, R^1 is C₇ alkyl. In some embodiments, R^1 is C₈ alkyl. In some embodiments, R^1 is C₉ alkyl. In some embodiments, R^1 is C₁₀ alkyl. In some embodiments, R^1 is C₁₁ alkyl. In some embodiments, R^1 is C₁₂ alkyl. In some embodiments, R^1 is C₁₃ alkyl. In some embodiments, R^1 is C₁₄ alkyl. In some embodiments, R^1 is C₁₅ alkyl. In some embodiments, R^1 is C₁₆ alkyl. In some embodiments, R^1 is C₁₇ alkyl. In some embodiments, R^1 is C₁₈ alkyl. In some embodiments, R^1 is C₁₉ alkyl. In some embodiments, R^1 is C₂₀ alkyl. In some embodiments, R^2 is C₁ alkyl. In some embodiments, R^2 is C₂ alkyl. In some embodiments, R^2 is C₃ alkyl. In some embodiments, R^2 is C₄ alkyl. In some embodiments, R^2 is C₅ alkyl. In some embodiments, R^2 is C₆ alkyl. In some embodiments, R^2 is C₇ alkyl. In some embodiments, R^2 is C₈ alkyl. In some embodiments, R^2 is C₉ alkyl. In some embodiments, R^2 is C₁₀ alkyl. In some embodiments, R^2 is C₁₁ alkyl. In some embodiments, R^2 is C₁₂ alkyl. In some embodiments, R^2 is C₁₃ alkyl. In some embodiments, R^2 is C₁₄ alkyl. In some embodiments, R^2 is C₁₅ alkyl. In some embodiments, R^2 is C₁₆ alkyl. In some embodiments, R^2 is C₁₇ alkyl. In some embodiments, R^2 is C₁₈ alkyl. In some embodiments, R^2 is C₁₉ alkyl. In some embodiments, R^2 is C₂₀ alkyl. In some embodiments, R^3 is C₁ alkyl. In some embodiments, R^3 is C₂ alkyl. In some embodiments, R^3 is C₃ alkyl. In some embodiments, R^3 is C₄ alkyl. In some embodiments, R^3 is C₅ alkyl. In some embodiments, R^3 is C₆ alkyl. In some embodiments, R^3 is C₇ alkyl. In some embodiments, R^3 is C₈ alkyl. In some embodiments, R^3 is C₉ alkyl. In some embodiments, R^3 is C₁₀ alkyl. In some embodiments, R^3 is C₁₁ alkyl. In some embodiments, R^3 is C₁₂ alkyl. In some embodiments, R^3 is C₁₃ alkyl. In some embodiments, R^3 is C₁₄ alkyl. In some embodiments, R^3 is C₁₅ alkyl. In some embodiments, R^3 is C₁₆ alkyl. In some embodiments, R^3 is C₁₇ alkyl. In some embodiments, R^3 is C₁₈ alkyl. In some embodiments, R^3 is C₁₉ alkyl. In some embodiments, R^3 is C₂₀ alkyl.

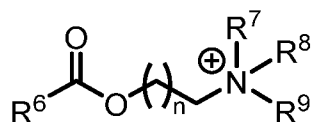
[001461] In some embodiments, R^4 is C₂-C₅ alkyl, wherein the C₂-C₅ alkyl is unsubstituted or substituted with 1 or more hydroxyl. In some embodiments, R^4 is C₂-C₂₀ alkyl, wherein the C₂-C₅ alkyl is unsubstituted or substituted with 1 or more hydroxyl. In some embodiments, R^4 is C₂-C₁₉ alkyl, wherein the C₂-C₅ alkyl is unsubstituted or substituted with 1 or more hydroxyl. In some embodiments, R^4 is C₂-C₁₈ alkyl, wherein the C₂-C₅ alkyl is unsubstituted or substituted with 1 or more hydroxyl. In some embodiments, R^4 is C₂-C₁₇ alkyl, wherein the C₂-C₅ alkyl is unsubstituted or substituted with 1 or more hydroxyl. In some embodiments, R^4 is C₂-C₁₆ alkyl, wherein the C₂-

C₅ alkyl is unsubstituted or substituted with 1 or more hydroxyl. In some embodiments, R⁴ is C₂-C₁₅ alkyl, wherein the C₂-C₅ alkyl is unsubstituted or substituted with 1 or more hydroxyl. In some embodiments, R⁴ is C₂-C₁₄ alkyl, wherein the C₂-C₅ alkyl is unsubstituted or substituted with 1 or more hydroxyl. In some embodiments, R⁴ is C₂-C₁₃ alkyl, wherein the C₂-C₅ alkyl is unsubstituted or substituted with 1 or more hydroxyl. In some embodiments, R⁴ is C₂-C₁₂ alkyl, wherein the C₂-C₅ alkyl is unsubstituted or substituted with 1 or more hydroxyl. In some embodiments, R⁴ is C₂-C₁₁ alkyl, wherein the C₂-C₅ alkyl is unsubstituted or substituted with 1 or more hydroxyl. In some embodiments, R⁴ is C₂-C₁₀ alkyl, wherein the C₂-C₅ alkyl is unsubstituted or substituted with 1 or more hydroxyl. In some embodiments, R⁴ is C₂-C₉ alkyl, wherein the C₂-C₅ alkyl is unsubstituted or substituted with 1 or more hydroxyl. In some embodiments, R⁴ is C₂-C₈ alkyl, wherein the C₂-C₅ alkyl is unsubstituted or substituted with 1 or more hydroxyl. In some embodiments, R⁴ is C₂-C₇ alkyl, wherein the C₂-C₅ alkyl is unsubstituted or substituted with 1 or more hydroxyl. In some embodiments, R⁴ is C₂-C₆ alkyl, wherein the C₂-C₅ alkyl is unsubstituted or substituted with 1 or more hydroxyl. In some embodiments, R⁴ is C₂-C₅ alkyl, wherein the C₂-C₅ alkyl is unsubstituted or substituted with 1 or more hydroxyl. In some embodiments, R⁴ is C₂-C₄ alkyl, wherein the C₂-C₅ alkyl is unsubstituted or substituted with 1 or more hydroxyl. In some embodiments, R⁴ is C₂-C₃ alkyl, wherein the C₂-C₅ alkyl is unsubstituted or substituted with 1 or more hydroxyl. In some embodiments, R⁴ is C₁, C₂, C₃, C₄, C₅, C₆, C₇, C₈, C₉, C₁₀, C₁₁, C₁₂, C₁₃, C₁₄, C₁₅, C₁₆, C₁₇, C₁₈, C₁₉, or C₂₀ alkyl, wherein the C₁, C₂, C₃, C₄, C₅, C₆, C₇, C₈, C₉, C₁₀, C₁₁, C₁₂, C₁₃, C₁₄, C₁₅, C₁₆, C₁₇, C₁₈, C₁₉, or C₂₀ alkyl is unsubstituted or substituted with 1 or more hydroxyl.

[001462] In some embodiments, R⁵ is a therapeutic agent.

[001463] In some embodiments, the compound comprises a therapeutic agent comprising a diacid consisting of 18 or 20 carbons in length. In some embodiments, the compound comprises a therapeutic agent comprising a diacid consisting of 1, 2, 3, 4, 5, 6, 7, 8, 9, 10, 11, 12, 13, 14, 15, 16, 17, 18, 19, 20, 21, 22, 23, 24, 25, 26, 27, 28, 29, 30, 31, 32, 33, 34, 35, 36, 37, 38, 39, 40, 41, 42, 43, 44, 45, 46, 47, 48, 49, or 50 carbons in length. In some embodiments, the diacid comprises a C₂₀ fatty diacid. In some embodiments, the diacid comprises a C₁, C₂, C₃, C₄, C₅, C₆, C₇, C₈, C₉, C₁₀, C₁₁, C₁₂, C₁₃, C₁₄, C₁₅, C₁₆, C₁₇, C₁₈, C₁₉, C₂₀, C₂₁, C₂₂, C₂₃, C₂₄, C₂₅, C₂₆, C₂₇, C₂₈, C₂₉, C₃₀, C₃₁, C₃₂, C₃₃, C₃₄, C₃₅, C₃₆, C₃₇, C₃₈, C₃₉, C₄₀, C₄₁, C₄₂, C₄₃, C₄₄, C₄₅, C₄₆, C₄₇, C₄₈, C₄₉, or C₅₀ fatty diacid.

[001464] In some aspects, provided herein is a compound according to Formula II:



Formula II.

C₁₀ alkyl. In some embodiments, R⁸ is unsubstituted or substituted C₁₁ alkyl. In some embodiments, R⁸ is unsubstituted or substituted C₁₂ alkyl. In some embodiments, R⁸ is unsubstituted or substituted C₁₃ alkyl. In some embodiments, R⁸ is unsubstituted or substituted C₁₄ alkyl. In some embodiments, R⁸ is unsubstituted or substituted C₁₅ alkyl. In some embodiments, R⁸ is unsubstituted or substituted C₁₆ alkyl. In some embodiments, R⁸ is unsubstituted or substituted C₁₇ alkyl. In some embodiments, R⁸ is unsubstituted or substituted C₁₈ alkyl. In some embodiments, R⁸ is unsubstituted or substituted C₁₉ alkyl. In some embodiments, R⁸ is unsubstituted or substituted C₂₀ alkyl. In some embodiments, R⁹ is unsubstituted or substituted C₁ alkyl. In some embodiments, R⁹ is unsubstituted or substituted C₂ alkyl. In some embodiments, R⁹ is unsubstituted or substituted C₃ alkyl. In some embodiments, R⁹ is unsubstituted or substituted C₄ alkyl. In some embodiments, R⁹ is unsubstituted or substituted C₅ alkyl. In some embodiments, R⁹ is unsubstituted or substituted C₆ alkyl. In some embodiments, R⁹ is unsubstituted or substituted C₇ alkyl. In some embodiments, R⁹ is unsubstituted or substituted C₈ alkyl. In some embodiments, R⁹ is unsubstituted or substituted C₉ alkyl. In some embodiments, R⁹ is unsubstituted or substituted C₁₀ alkyl. In some embodiments, R⁹ is unsubstituted or substituted C₁₁ alkyl. In some embodiments, R⁹ is unsubstituted or substituted C₁₂ alkyl. In some embodiments, R⁹ is unsubstituted or substituted C₁₃ alkyl. In some embodiments, R⁹ is unsubstituted or substituted C₁₄ alkyl. In some embodiments, R⁹ is unsubstituted or substituted C₁₅ alkyl. In some embodiments, R⁹ is unsubstituted or substituted C₁₆ alkyl. In some embodiments, R⁹ is unsubstituted or substituted C₁₇ alkyl. In some embodiments, R⁹ is unsubstituted or substituted C₁₈ alkyl. In some embodiments, R⁹ is unsubstituted or substituted C₁₉ alkyl. In some embodiments, R⁹ is unsubstituted or substituted C₂₀ alkyl.

[001468] In some embodiments, n is 1, 2, 3, 4, or 5. In some embodiments, n is 1, 2, 3, 4, 5, 6, 7, 8, 9, 10, 11, 12, 13, 14, 15, 16, 17, 18, 19, 20, 21, 22, 23, 24, 25, 26, 27, 28, 29, or 30.

[001469] In some embodiments, R⁶ is a therapeutic agent.

[001470] In some embodiments, the compound comprises a therapeutic agent having a cation moiety comprising a choline or choline derivative-like residue.

[001471] In some embodiments, the compound comprises a therapeutic agent comprising one or more choline or choline derivative-peptide ester formed on a Cys residue, a Lys residue, or any combination thereof.

[001472] In some embodiments, the one or more choline or choline derivative-peptide ester formed on the Cys residue comprises a linker-to- a therapeutic agent ratio of 2-8, the one or more choline or choline derivative-peptide ester formed on the Lys residue comprises a linker-to-a therapeutic agent thereof ratio of 2-4, or a combination thereof.

[001473] In some embodiments, the one or more choline or choline derivative-peptide ester formed

on the Cys residue comprises a linker-to-a therapeutic agent ratio of 1, 2, 3, 4, 5, 6, 7, 8, 9, 10, 11, 12, 13, 14, 15, 16, 17, 18, 19, 20, 21, 22, 23, 24, 25, 26, 27, 28, 29, 30, 31, 32, 33, 34, 35, 36, 37, 38, 39, 40, 41, 42, 43, 44, 45, 46, 47, 48, 49, or 50. In some embodiments, the one or more choline or choline derivative-peptide ester formed on the Cys residue comprises a linker-to-a therapeutic agent ratio of 1-50, 1-49, 1-48, 1-47, 1-46, 1-45, 1-44, 1-43, 1-42, 1-41, 1-40, 1-39, 1-38, 1-37, 1-36, 1-35, 1-34, 1-33, 1-32, 1-31, 1-30, 1-29, 1-28, 1-27, 1-26, 1-25, 1-24, 1-23, 1-22, 1-21, 1-20, 1-19, 1-18, 1-17, 1-16, 1-15, 1-14, 1-13, 1-12, 1-11, 1-10, 1-9, 1-8, 1-7, 1-6, 1-5, 1-4, 1-3, or 1-2. In some embodiments, the one or more choline or choline derivative-peptide ester formed on the Cys residue comprises a linker-to-a therapeutic agent ratio of 2-50, 3-50, 4-50, 5-50, 6-50, 7-50, 8-50, 9-50, 10-50, 11-50, 12-50, 13-50, 14-50, 15-50, 16-50, 17-50, 18-50, 19-50, 20-50, 21-50, 22-50, 23-50, 24-50, 25-50, 26-50, 27-50, 28-50, 29-50, 30-50, 31-50, 32-50, 33-50, 34-50, 35-50, 36-50, 37-50, 38-50, 39-50, 40-50, 41-50, 42-50, 43-50, 44-50, 45-50, 46-50, 47-50, 48-50, or 49-50. In some embodiments, the one or more choline or choline derivative-peptide ester formed on the Cys residue comprises a linker-to-a therapeutic agent ratio of 1-7, 2-8, 3-9, 4-10, 5-11, 6-12, 7-13, 8-14, 9-15, 10-16, 11-17, 12-18, 13-19, 14-20, 15-21, 16-22, 17-23, 18-24, 19-25, 20-26, 21-27, 22-28, 23-29, 24-30, 25-31, 26-32, 27-33, 28-34, 29-35, 30-36, 31-37, 32-38, 33-39, 34-40, 35-41, 36-42, 37-43, 38-44, 39-45, 40-46, 41-47, 42-48, 43-49, or 44-50.

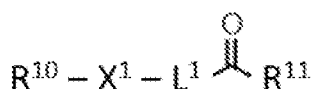
[001474] In some embodiments, the one or more choline or choline derivative-peptide ester formed on the Lys residue comprises a linker-to-a therapeutic agent ratio of 1, 2, 3, 4, 5, 6, 7, 8, 9, 10, 11, 12, 13, 14, 15, 16, 17, 18, 19, 20, 21, 22, 23, 24, 25, 26, 27, 28, 29, 30, 31, 32, 33, 34, 35, 36, 37, 38, 39, 40, 41, 42, 43, 44, 45, 46, 47, 48, 49, or 50. In some embodiments, the one or more choline or choline derivative-peptide ester formed on the Lys residue comprises a linker-to-a therapeutic agent ratio of 1-50, 1-49, 1-48, 1-47, 1-46, 1-45, 1-44, 1-43, 1-42, 1-41, 1-40, 1-39, 1-38, 1-37, 1-36, 1-35, 1-34, 1-33, 1-32, 1-31, 1-30, 1-29, 1-28, 1-27, 1-26, 1-25, 1-24, 1-23, 1-22, 1-21, 1-20, 1-19, 1-18, 1-17, 1-16, 1-15, 1-14, 1-13, 1-12, 1-11, 1-10, 1-9, 1-8, 1-7, 1-6, 1-5, 1-4, 1-3, or 1-2. In some embodiments, the one or more choline or choline derivative-peptide ester formed on the Lys residue comprises a linker-to-a therapeutic agent ratio of 2-50, 3-50, 4-50, 5-50, 6-50, 7-50, 8-50, 9-50, 10-50, 11-50, 12-50, 13-50, 14-50, 15-50, 16-50, 17-50, 18-50, 19-50, 20-50, 21-50, 22-50, 23-50, 24-50, 25-50, 26-50, 27-50, 28-50, 29-50, 30-50, 31-50, 32-50, 33-50, 34-50, 35-50, 36-50, 37-50, 38-50, 39-50, 40-50, 41-50, 42-50, 43-50, 44-50, 45-50, 46-50, 47-50, 48-50, or 49-50. In some embodiments, the one or more choline or choline derivative-peptide ester formed on the Lys residue comprises a linker-to-a therapeutic agent ratio of 1-3, 2-4, 3-5, 4-6, 5-7, 6-8, 7-9, 8-10, 9-11, 10-12, 11-13, 12-14, 13-15, 14-16, 15-17, 16-18, 17-19, 18-20, 19-21, 20-22, 21-23, 22-24, 23-25, 24-26, 25-27, 26-28, 27-29, 28-30, 29-31, 30-32, 31-33, 32-34, 33-35, 34-36, 35-37, 36-38, 37-

39, 38-40, 39-41, 40-42, 41-43, 42-44, 43-45, 44-46, 45-47, 46-48, 47-49, or 48-50.

[001475] In some embodiments, the compound comprises a therapeutic agent comprising a diacid consisting of 18 or 20 carbons in length. In some embodiments, the compound comprises a therapeutic agent comprising a diacid consisting of 1, 2, 3, 4, 5, 6, 7, 8, 9, 10, 11, 12, 13, 14, 15, 16, 17, 18, 19, 20, 21, 22, 23, 24, 25, 26, 27, 28, 29, 30, 31, 32, 33, 34, 35, 36, 37, 38, 39, 40, 41, 42, 43, 44, 45, 46, 47, 48, 49, or 50 carbons in length.

[001476] In some embodiments, the diacid comprises a C₂₀ fatty diacid. In some embodiments, the diacid comprises a C₁, C₂, C₃, C₄, C₅, C₆, C₇, C₈, C₉, C₁₀, C₁₁, C₁₂, C₁₃, C₁₄, C₁₅, C₁₆, C₁₇, C₁₈, C₁₉, C₂₀, C₂₁, C₂₂, C₂₃, C₂₄, C₂₅, C₂₆, C₂₇, C₂₈, C₂₉, C₃₀, C₃₁, C₃₂, C₃₃, C₃₄, C₃₅, C₃₆, C₃₇, C₃₈, C₃₉, C₄₀, C₄₁, C₄₂, C₄₃, C₄₄, C₄₅, C₄₆, C₄₇, C₄₈, C₄₉, or C₅₀ fatty diacid.

[001477] In some aspects, provided herein is a compound according to Formula III:




Formula III,

wherein:

R¹⁰ is a therapeutic agent;

R¹¹ is substituted or unsubstituted C₅-C₁₀;

X¹ is - , -S-, or -NH-; and

L¹ is a covalent bond or a linker.

[001478] In some embodiments, the compound comprises a therapeutic agent comprising one or more R¹¹ linked to a Lys residue, a Cys residue, or any combination thereof.

[001479] In some embodiments, R¹¹ is linked to the Lys residue with a linker-to-a therapeutic agent ratio of 2-4, R¹¹ is linked to the Cys residue with a linker-to-a therapeutic agent ratio of 2-8 or with a linker-to-a therapeutic agent ratio of 4, or a combination thereof.

[001480] In some embodiments, R¹¹ is linked to the Lys residue with a linker-to-a therapeutic agent ratio of 1, 2, 3, 4, 5, 6, 7, 8, 9, 10, 11, 12, 13, 14, 15, 16, 17, 18, 19, 20, 21, 22, 23, 24, 25, 26, 27, 28, 29, 30, 31, 32, 33, 34, 35, 36, 37, 38, 39, 40, 41, 42, 43, 44, 45, 46, 47, 48, 49, or 50. In some embodiments, R¹¹ is linked to the Lys residue with a linker-to-a therapeutic agent ratio of 1-50, 1-49, 1-48, 1-47, 1-46, 1-45, 1-44, 1-43, 1-42, 1-41, 1-40, 1-39, 1-38, 1-37, 1-36, 1-35, 1-34, 1-33, 1-32, 1-31, 1-30, 1-29, 1-28, 1-27, 1-26, 1-25, 1-24, 1-23, 1-22, 1-21, 1-20, 1-19, 1-18, 1-17, 1-16, 1-15, 1-14, 1-13, 1-12, 1-11, 1-10, 1-9, 1-8, 1-7, 1-6, 1-5, 1-4, 1-3, or 1-2. In some embodiments, R¹¹ is linked to the Lys residue with a linker-to-a therapeutic agent ratio of 2-50, 3-50, 4-50, 5-50, 6-50, 7-50, 8-50, 9-50, 10-50, 11-50, 12-50, 13-50, 14-50, 15-50, 16-50, 17-50, 18-50, 19-50, 20-50, 21-

50, 22-50, 23-50, 24-50, 25-50, 26-50, 27-50, 28-50, 29-50, 30-50, 31-50, 32-50, 33-50, 34-50, 35-50, 36-50, 37-50, 38-50, 39-50, 40-50, 41-50, 42-50, 43-50, 44-50, 45-50, 46-50, 47-50, 48-50, or 49-50. In some embodiments, R¹¹ is linked to the Lys residue with a linker-to-a therapeutic agent ratio of 1-3, 2-4, 3-5, 4-6, 5-7, 6-8, 7-9, 8-10, 9-11, 10-12, 11-13, 12-14, 13-15, 14-16, 15-17, 16-18, 17-19, 18-20, 19-21, 20-22, 21-23, 22-24, 23-25, 24-26, 25-27, 26-28, 27-29, 28-30, 29-31, 30-32, 31-33, 32-34, 33-35, 34-36, 35-37, 36-38, 37-39, 38-40, 39-41, 40-42, 41-43, 42-44, 43-45, 44-46, 45-47, 46-48, 47-49, or 48-50.

[001481] In some embodiments, R¹¹ is linked to the Cys residue with a linker-to-a therapeutic agent ratio of 1, 2, 3, 4, 5, 6, 7, 8, 9, 10, 11, 12, 13, 14, 15, 16, 17, 18, 19, 20, 21, 22, 23, 24, 25, 26, 27, 28, 29, 30, 31, 32, 33, 34, 35, 36, 37, 38, 39, 40, 41, 42, 43, 44, 45, 46, 47, 48, 49, or 50. In some embodiments, R¹¹ is linked to the Cys residue with a linker-to-a therapeutic agent ratio of 1-50, 1-49, 1-48, 1-47, 1-46, 1-45, 1-44, 1-43, 1-42, 1-41, 1-40, 1-39, 1-38, 1-37, 1-36, 1-35, 1-34, 1-33, 1-32, 1-31, 1-30, 1-29, 1-28, 1-27, 1-26, 1-25, 1-24, 1-23, 1-22, 1-21, 1-20, 1-19, 1-18, 1-17, 1-16, 1-15, 1-14, 1-13, 1-12, 1-11, 1-10, 1-9, 1-8, 1-7, 1-6, 1-5, 1-4, 1-3, or 1-2. In some embodiments, R¹¹ is linked to the Cys residue with a linker-to-a therapeutic agent ratio of 2-50, 3-50, 4-50, 5-50, 6-50, 7-50, 8-50, 9-50, 10-50, 11-50, 12-50, 13-50, 14-50, 15-50, 16-50, 17-50, 18-50, 19-50, 20-50, 21-50, 22-50, 23-50, 24-50, 25-50, 26-50, 27-50, 28-50, 29-50, 30-50, 31-50, 32-50, 33-50, 34-50, 35-50, 36-50, 37-50, 38-50, 39-50, 40-50, 41-50, 42-50, 43-50, 44-50, 45-50, 46-50, 47-50, 48-50, or 49-50. In some embodiments, R¹¹ is linked to the Cys residue with a linker-to-a therapeutic agent ratio of 1-7, 2-8, 3-9, 4-10, 5-11, 6-12, 7-13, 8-14, 9-15, 10-16, 11-17, 12-18, 13-19, 14-20, 15-21, 16-22, 17-23, 18-24, 19-25, 20-26, 21-27, 22-28, 23-29, 24-30, 25-31, 26-32, 27-33, 28-34, 29-35, 30-36, 31-37, 32-38, 33-39, 34-40, 35-41, 36-42, 37-43, 38-44, 39-45, 40-46, 41-47, 42-48, 43-49, or 44-50.

[001482] In some embodiments, R¹¹ is linked to a therapeutic agent with a linker-to-a therapeutic agent ratio of 1, 2, 3, 4, 5, 6, 7, 8, 9, 10, 11, 12, 13, 14, 15, 16, 17, 18, 19, 20, 21, 22, 23, 24, 25, 26, 27, 28, 29, 30, 31, 32, 33, 34, 35, 36, 37, 38, 39, 40, 41, 42, 43, 44, 45, 46, 47, 48, 49, or 50.

[001483] In some embodiments, the compound comprises a therapeutic agent comprising a dual conjugation. In some embodiments, the dual conjugation comprises a linker-to-a therapeutic agent ratio of 1-2.

[001484] In some embodiments, the dual conjugation comprises a linker-to-a therapeutic agent ratio of 1, 2, 3, 4, 5, 6, 7, 8, 9, 10, 11, 12, 13, 14, 15, 16, 17, 18, 19, 20, 21, 22, 23, 24, 25, 26, 27, 28, 29, 30, 31, 32, 33, 34, 35, 36, 37, 38, 39, 40, 41, 42, 43, 44, 45, 46, 47, 48, 49, or 50. In some embodiments, the dual conjugation comprises a linker-to-a therapeutic agent ratio of 1-50, 1-49, 1-48, 1-47, 1-46, 1-45, 1-44, 1-43, 1-42, 1-41, 1-40, 1-39, 1-38, 1-37, 1-36, 1-35, 1-34, 1-33, 1-32, 1-

31, 1-30, 1-29, 1-28, 1-27, 1-26, 1-25, 1-24, 1-23, 1-22, 1-21, 1-20, 1-19, 1-18, 1-17, 1-16, 1-15, 1-14, 1-13, 1-12, 1-11, 1-10, 1-9, 1-8, 1-7, 1-6, 1-5, 1-4, 1-3, or 1-2. In some embodiments, the dual conjugation comprises a linker-to-a therapeutic agent ratio of 2-50, 3-50, 4-50, 5-50, 6-50, 7-50, 8-50, 9-50, 10-50, 11-50, 12-50, 13-50, 14-50, 15-50, 16-50, 17-50, 18-50, 19-50, 20-50, 21-50, 22-50, 23-50, 24-50, 25-50, 26-50, 27-50, 28-50, 29-50, 30-50, 31-50, 32-50, 33-50, 34-50, 35-50, 36-50, 37-50, 38-50, 39-50, 40-50, 41-50, 42-50, 43-50, 44-50, 45-50, 46-50, 47-50, 48-50, or 49-50. In some embodiments, the dual conjugation comprises a linker-to-a therapeutic agent ratio of 1-2, 2-3, 3-4, 4-5, 5-6, 6-7, 7-8, 8-9, 9-10, 10-11, 11-12, 12-13, 13-14, 14-15, 15-16, 16-17, 17-18, 18-19, 19-20, 20-21, 21-22, 22-23, 23-24, 24-25, 25-26, 26-27, 27-28, 28-29, 29-30, 30-31, 31-32, 32-33, 33-34, 34-35, 35-36, 36-37, 37-38, 38-39, 39-40, 40-41, 41-42, 42-43, 43-44, 44-45, 45-46, 46-47, 47-48, 48-49, or 49-50.

[001485] In some embodiments, the concentration of the compound as described herein is at least 0.1% weight per volume.

[001486] In some embodiments, the concentration of the compound as described herein is at least 0.01, 0.02, 0.03, 0.04, 0.05, 0.06, 0.07, 0.08, 0.09, 0.1, 0.2, 0.3, 0.4, 0.5, 0.6, 0.7, 0.8, 0.9, 1, 2, 3, 4, 5, 6, 7, 8, 9, 10, 15, 20, 25, 30, 35, 40, 45, 50, 55, 60, 65, 70, 75, 80, 85, 90, 95, or 99 % weight per volume.

[001487] In some embodiments, the concentration of the compound as described herein is at least 0.05M. In some embodiments, the concentration of the compound as described herein is at least 0.01, 0.02, 0.03, 0.04, 0.05, 0.06, 0.07, 0.08, 0.09, 0.1, 0.2, 0.3, 0.4, 0.5, 0.6, 0.7, 0.8, 0.9, 1, 2, 3, 4, 5, 6, 7, 8, 9, 10, 15, 20, 25, 30, 35, 40, 45, 50, 55, 60, 65, 70, 75, 80, 85, 90, 95, or 100 M.

[001488] In some embodiments, to enhance the hydrophobicity of a therapeutic agent, a therapeutic agent is linked to one or more fatty acids or carboxylic acid-containing molecules. In some embodiments, one or more fatty acids or carboxylic acid-containing molecules are linked to a therapeutic agent via a dual conjugation (or dual covalent conjugation). In some embodiments, one or more fatty acids or carboxylic acid-containing molecules comprise cinnamic acid. In some embodiments, one or more fatty acids or carboxylic acid-containing molecules are cinnamic acid.

[001489] In some embodiments, one or more fatty acids or carboxylic acid-containing molecules are non-covalently associated with a free amine of a therapeutic agent. In some embodiments, one or more fatty acids or carboxylic acid-containing molecules are non-covalently associated with the N-terminal amine in the peptide backbone of a therapeutic agent. In some embodiments, one or more fatty acids or carboxylic acid-containing molecules are non-covalently associated with the amine group of a Gln residue, the amine group of an Asn residue, the amine group of an Arg residue, the amine group of a Lys residue, the amine group of a His residue, or a combination

thereof of a therapeutic agent.

[001490] In some embodiments, one or more fatty acids or carboxylic acid-containing molecules are covalently conjugated to a free amine of a therapeutic agent. In some embodiments, one or more fatty acids or carboxylic acid-containing molecules are covalently conjugated to the N-terminal amine in the peptide backbone of a therapeutic agent. In some embodiments, one or more fatty acids or carboxylic acid-containing molecules are covalently conjugated to the amine group of a Gln residue, the amine group of an Asn residue, the amine group of an Arg residue, the amine group of a Lys residue, the amine group of a His residue, or a combination thereof of a therapeutic agent.

EXAMPLES

Example 1: Choline-an exemplary chimeric monoclonal anti-TNF- α antibody or an antibody fragment thereof

[001491] A non-covalent choline derivative of an exemplary chimeric monoclonal anti-TNF- α antibody or an antibody fragment thereof (e.g., FIG. 5) was prepared at ratios from 1:1 (choline: an exemplary chimeric monoclonal anti-TNF- α antibody or an antibody fragment thereof) to 164:1 (choline: an exemplary chimeric monoclonal anti-TNF- α antibody or an antibody fragment thereof). To prepare choline- an exemplary chimeric monoclonal anti-TNF- α antibody or an antibody fragment thereof, 164, 132, 82, 66, 41, 33, or 1 equivalents of choline bicarbonate (80 wt% solution) were added to 10 mg an exemplary chimeric monoclonal anti-TNF- α antibody or an antibody fragment thereof in 100 μ L of phosphate buffered saline in a 5 mL Protein LoBind® Eppendorf Tube. Water was removed by lyophilization. The physical appearance of choline derivative of an exemplary chimeric monoclonal anti-TNF- α antibody or an antibody fragment thereof is a solid white crystal.

[001492] In some embodiments, the residues of an exemplary chimeric monoclonal anti-TNF- α antibody or an antibody fragment thereof able to react include: 44 E (Glutamic acid), 34 D (Aspartic acid) residues, 4 C-terminus regions (1 on each heavy and light chain), totaling 82 residues according to the sequences of SEQ ID NO: 24 and SEQ ID NO: 2. In some embodiments, the residues of the heavy chain of an exemplary chimeric monoclonal anti-TNF- α antibody or an antibody fragment thereof able to react include 10 E residues and 8 D on one heavy chain according to the sequence of SEQ ID NO: 24. In some embodiments, the residues of the light chain of an exemplary chimeric monoclonal anti-TNF- α antibody or an antibody fragment thereof able to react include 12 E and 9 D residues on each light chain according to the sequence of SEQ ID NO: 2. In some embodiments, the residues of an exemplary chimeric monoclonal anti-TNF- α antibody or an antibody fragment thereof able to react include 44 E residues and 34 D residues. In some

embodiments, 4 C-terminus regions are ionizable. In some embodiments, an exemplary chimeric monoclonal anti-TNF- α antibody or an antibody fragment thereof totally comprises 82 ionizable residues.

[001493] A covalent choline derivative of an exemplary chimeric monoclonal anti-TNF- α antibody or an antibody fragment thereof (e.g., FIG. 6A) is prepared by an exemplary chemical reaction, as shown by FIG. 6B, to link choline to an exemplary chimeric monoclonal anti-TNF- α antibody or an antibody fragment thereof. In some embodiments, one or more choline is further linked to lysine residues, cystine residues or a combination thereof of an exemplary chimeric monoclonal anti-TNF- α antibody or an antibody fragment thereof (e.g., FIG. 7)

Example 2: An exemplary chimeric monoclonal anti-TNF- α antibody or an antibody fragment thereof Lipidation

[001494] To enhance the hydrophobicity of an exemplary chimeric monoclonal anti-TNF- α antibody or an antibody fragment thereof, an exemplary chimeric monoclonal anti-TNF- α antibody or an antibody fragment thereof linked to fatty acids (e.g., FIG. 8A) is prepared by an exemplary chemical reaction as shown by FIG. 8B. In some embodiments, fatty acids or carboxylic acid-containing molecules are linked to an exemplary chimeric monoclonal anti-TNF- α antibody or an antibody fragment thereof via a dual conjugation (or dual covalent conjugation) (e.g., FIG. 9A) according to the reaction procedure (e.g., FIG. 9B) of which reaction conditions are generally described in, for example, Chaubet et al., Investigating Ugi/Passerini Multicomponent Reactions for the Site-Selective Conjugation of Native Trastuzumab, Chem. Eur. J. 2020, 26, 13797 – 13805.

Example 3: Choline-other antibodies

[001495] Using the similar procedure described in Example 1 and 2, choline derivatives forms of other antibodies and antibodies linked to fatty acids or carboxylic acid-containing molecules are prepared. In some embodiments, the exemplary antibodies include, but are not limited to, a monoclonal anti-TNF- α antibody or an antibody fragment thereof, an anti-human IL-12 and IL-23 subunit antibody or an antibody fragment thereof, a human monoclonal anti-TNF- α antibody, an anti-integrin $\alpha 4\beta 1$ antibody, an anti-integrin $\alpha 4\beta 7$ antibody, and a fragment of an anti-TNF- α antibody. In some embodiments, The exemplary antibodies include, but are not limited to, adalimumab, ustekinumab, golimumab, natalizumab, vedolizumab, and certolizumab pegol.

Example 4: Choline-an exemplary GLP-I analog or functional variant thereof or mimetic thereof

[001496] A non-covalent derivative of choline was prepared at ratios from 1:1 (choline:an exemplary GLP-I analog or functional variant thereof or mimetic thereof) to 28:1 (choline:an exemplary GLP-I analog or functional variant thereof or mimetic thereof). It is clear to the one skilled in the art that similar procedure can be used to prepare choline derivatives forms of Peptide YY, Amylin, Glucagon, GIP, liraglutide, exenatide. To prepare choline-an exemplary GLP-I analog or functional variant thereof or mimetic thereof, 28, 7, or 1 equivalents of choline bicarbonate (80 wt% solution) were added to 50 mg of an exemplary GLP-I analog or functional variant thereof or mimetic thereof in 200 uL of purified water in a 250-mL round bottom flask. Water was removed by rotary evaporation at 40°C for 1 hour at 15 mbar. The physical appearance of choline derivative of an exemplary GLP-I analog or functional variant thereof or mimetic thereof is a solid white crystal.

Example 5: Covalent choline-an exemplary GLP-I analog or functional variant thereof or mimetic thereof

[001497] A covalent choline derivative of an exemplary GLP-I analog or functional variant thereof or mimetic thereof (e.g., FIG. 17B) is prepared at ratios form 1:1 (choline:an exemplary GLP-I analog or functional variant thereof or mimetic thereof) to 28:1 (choline:an exemplary GLP-I analog or functional variant thereof or mimetic thereof).

[001498] In some embodiments, there are 7 potential sites of esterification on an exemplary GLP-I analog or functional variant thereof or mimetic thereof with a cation (e.g., FIG. 17B). In some embodiments, choline-an exemplary GLP-I analog or functional variant thereof or mimetic thereof ester derivatives can be formed by conjugating a cation (e.g., choline) to at least 1 or up to 7 sites on the an exemplary GLP-I analog or functional variant thereof or mimetic thereof structure.

[001499] An exemplary chemical structure of an exemplary GLP-I analog or functional variant thereof or mimetic thereof is shown in FIG. 20A and exemplary structures of choline-an exemplary GLP-I analog or functional variant thereof or mimetic thereof are shown in at the various ratios are shown in FIG. 20B (1:1 ratio), FIG. 20C (7:1 ratio), and FIG. 20D (28:1 ratio). In some embodiments, choline ionization could occur at any of the –COOH sites. In some embodiments, excess bicarbonate is also present in the 28:1 ratio.

Example 6: Exemplary analytical characterization of exemplary embodiments of choline- an exemplary GLP-I analog or functional variant thereof or mimetic thereof based on HPLC

[001500] Exemplary analytical characterization of exemplary embodiments of Choline-an exemplary GLP-I analog or functional variant thereof or mimetic thereof based on high-

performance liquid chromatography (HPLC) is shown in **FIG. 22**.

[001501] Retention Times was 22.039 min for an exemplary GLP-1 analog or functional variant thereof or mimetic thereof; 22.031 min for Choline-an exemplary GLP-1 analog or functional variant thereof or mimetic thereof at the ratio of 1:1; 22.047 min for Choline-an exemplary GLP-1 analog or functional variant thereof or mimetic thereof at the ratio of 7:1; and 22.043 min for Choline-an exemplary GLP-1 analog or functional variant thereof or mimetic thereof at the ratio of 28:1.

[001502] While the target concentration is 8.00 mg/mL, the concentration for Choline-an exemplary GLP-1 analog or functional variant thereof or mimetic thereof at the ratio of 1:1 was 7.848 mg/mL; the concentration for Choline-an exemplary GLP-1 analog or functional variant thereof or mimetic thereof at the ratio of 7:1 was 6.573 mg/mL; and the concentration for Choline-an exemplary GLP-1 analog or functional variant thereof or mimetic thereof at the ratio of 28:1 was 3.868 mg/mL.

[001503] The Calculated/Determined % Mass of an exemplary GLP-1 analog or functional variant thereof or mimetic thereof was 98%/98% for Choline-an exemplary GLP-1 analog or functional variant thereof or mimetic thereof at the ratio of 1:1; 85%/82% for Choline-an exemplary GLP-1 analog or functional variant thereof or mimetic thereof at the ratio of 7:1; and 50%/48% for Choline-an exemplary GLP-1 analog or functional variant thereof or mimetic thereof at the ratio of 28:1.

[001504] *Conclusions*

[001505] The same mass of choline-an exemplary GLP-1 analog or functional variant thereof or mimetic thereof was weighed out for each ion ratio.

[001506] Differences in peak area correspond to the % an exemplary GLP-1 analog or functional variant thereof or mimetic thereof present in each of the solid forms.

[001507] An exemplary GLP-1 analog or functional variant thereof or mimetic thereof peak is not shifted or altered when ionized with choline bicarbonate.

[001508] No new peaks appear, indicating the peptide remains intact during ionization reaction.

Example 7: Exemplary analytical characterization of exemplary embodiments of choline-an exemplary GLP-1 analog or functional variant thereof or mimetic thereof based on pH

[001509] Exemplary analytical characterization of exemplary embodiments of choline-an exemplary GLP-1 analog or functional variant thereof or mimetic thereof based on pH is shown in **FIGs. 23A-23D**. **FIG. 23A** depicts exemplary analytical characterization results of an exemplary GLP-1 analog or functional variant thereof or mimetic thereof (“GLP-1 analog”) based on pH using 2 mg/mL solutions in water. The results are not normalized to an exemplary GLP-1 analog or

functional variant thereof or mimetic thereof Mass. **FIG. 23B** depicts exemplary analytical characterization results of an exemplary GLP-1 analog or functional variant thereof or mimetic thereof (“GLP-1 analog”) based on pH using 2 mg/mL solutions in water. The results of the choline-the exemplary GLP-1 analog or functional variant thereof or mimetic thereof are normalized to the exemplary GLP-1 analog or functional variant thereof or mimetic thereof Mass. **[001510]**Reference Data - pKa of choline was approximately 14, and pKa of bicarbonate was approximately 6.

[001511] *Conclusions*

[001512] Very minor differences were observed when accounting for normalization of the exemplary GLP-1 analog or functional variant thereof or mimetic thereof mass present in each of the ion ratios.

[001513] Choline-the exemplary GLP-1 analog or functional variant thereof or mimetic thereof 7:1 has the most basic pH in water, compared with Choline-the exemplary GLP-1 analog or functional variant thereof or mimetic thereof 1:1 and Choline-the exemplary GLP-1 analog or functional variant thereof or mimetic thereof 28:1, which are slightly more acidic.

[001514] Choline-the exemplary GLP-1 analog or functional variant thereof or mimetic thereof 7:1 would have the least amount of bicarbonate present, as nearly 100% of bicarbonate would be consumed during the reaction, causing the solution to tend towards the choline pKa.

[001515] Because of the non-linear rising and falling in pH when more choline bicarbonate was added, this appears to indicate that the exemplary GLP-1 analog or functional variant thereof or mimetic thereof was ionized.

[001516] **FIG. 23C** depicts exemplary analytical characterization results of an exemplary GLP-1 analog or functional variant thereof or mimetic thereof (“GLP-1 analog”) based on pH using 2 mg/mL solutions in water, wherein the exemplary reaction using choline bicarbonate as shown above the graph was used. The results of the choline-the exemplary GLP-1 analog or functional variant thereof or mimetic thereof are normalized to the exemplary GLP-1 analog or functional variant thereof or mimetic thereof Mass. **FIG. 23D** depicts exemplary analytical characterization results of the negative control of an exemplary GLP-1 analog or functional variant thereof or mimetic thereof (“GLP-1 analog”) based on pH using 2 mg/mL solutions in water, wherein the exemplary reaction using choline chloride as shown above the graph was used. The results of the choline-Cl-the exemplary GLP-1 analog or functional variant thereof or mimetic thereof are normalized to the exemplary GLP-1 analog or functional variant thereof or mimetic thereof Mass.

[001517]Reference Data - pKa of choline was approximately 14, and pKa of bicarbonate was approximately 6.

[001518] Choline-the exemplary GLP-1 analog or functional variant thereof or mimetic thereof 4:1 has the most basic pH in water when formed using choline bicarbonate, whereas Choline-the exemplary GLP-1 analog or functional variant thereof or mimetic thereof 1:1, Choline-the exemplary GLP-1 analog or functional variant thereof or mimetic thereof 7:1, Choline-the exemplary GLP-1 analog or functional variant thereof or mimetic thereof 14:1, Choline-the exemplary GLP-1 analog or functional variant thereof or mimetic thereof 28:1, and Choline-the exemplary GLP-1 analog or functional variant thereof or mimetic thereof 56:1 show lower pH compared with Choline-the exemplary GLP-1 analog or functional variant thereof or mimetic thereof 4:1.

[001519] When choline chloride, instead of choline bicarbonate, was used for the reaction, the pH remained close to unconjugated exemplary GLP-1 analog or functional variant thereof or mimetic thereof at the ratios of 1:1 and 4:1, and became more acidic with increasing amounts of choline chloride.

[001520] Because of the non-linear rising and falling in pH when more choline bicarbonate was added, this appears to indicate that the GLP-1 analog or functional variant thereof or mimetic thereof was ionized, especially as this notion was not observed in the presence of the negative control, choline chloride.

[001521] In some embodiments, choline bicarbonate can react with free carboxylic groups on the GLP-1 analog or functional variant thereof or mimetic thereof to create the novel Choline-GLP-1 analog or functional variant thereof or mimetic thereof. In some embodiments, choline chloride can be used as a negative control, as it will not react with the free carboxylic acid groups. Non-reacted GLP-1 analog or functional variant thereof or mimetic thereof were listed as Choline-Cl-GLP Analog in the figures. The included pH data as described above further support that the GLP-1 analog or functional variant thereof or mimetic thereof is indeed ionized when choline bicarbonate is used.

Example 8: Exemplary analytical characterization of exemplary embodiments of Choline-an exemplary GLP-1 analog or functional variant thereof or mimetic thereof based on conductivity

[001522] Exemplary analytical characterization of exemplary embodiments of Choline-an exemplary GLP-1 analog or functional variant thereof or mimetic thereof based on conductivity is shown in **FIGs. 24A-24D**. **FIG. 24A** depicts exemplary analytical characterization results of an exemplary GLP-1 analog or functional variant thereof or mimetic thereof (“GLP-1 analog”) based on conductivity using 2 mg/mL solutions in water. The results are not normalized to an exemplary GLP-

l analog or functional variant thereof or mimetic thereof Mass. **FIG. 24B** depicts exemplary analytical characterization results of an exemplary GLP-1 analog or functional variant thereof or mimetic thereof (“GLP-1 analog”) based on conductivity using 2 mg/mL solutions in water. The results of the choline-the exemplary GLP-1 analog or functional variant thereof or mimetic thereof are normalized to the exemplary GLP-1 analog or functional variant thereof or mimetic thereof Mass.

[001523] *Conclusion*

[001524] Conductivity of each of the choline-an exemplary GLP-1 analog or functional variant thereof or mimetic thereof at various ratios in solution increases with increasing choline amount, even after normalizing to the exemplary GLP-1 analog or functional variant thereof or mimetic thereof mass.

[001525] **FIG. 24C** depicts exemplary analytical characterization results of an exemplary GLP-1 analog or functional variant thereof or mimetic thereof (“GLP-1 analog”) based on conductivity using 2 mg/mL solutions in water, wherein the exemplary reaction using choline bicarbonate as shown above the graph was used. The results of the choline-the exemplary GLP-1 analog or functional variant thereof or mimetic thereof are normalized to the exemplary GLP-1 analog or functional variant thereof or mimetic thereof Mass. **FIG. 24D** depicts exemplary analytical characterization results of the negative control of an exemplary GLP-1 analog or functional variant thereof or mimetic thereof (“GLP-1 analog”) based on conductivity using 2 mg/mL solutions in water, wherein the exemplary reaction using choline chloride as shown above the graph was used. The results of the choline-Cl-the exemplary GLP-1 analog or functional variant thereof or mimetic thereof are normalized to the exemplary GLP-1 analog or functional variant thereof or mimetic thereof Mass.

[001526] *Conclusion*

[001527] Conductivity of each of the choline-an exemplary GLP-1 analog or functional variant thereof or mimetic thereof at various ratios in solution increases with increasing choline amount, even after normalizing to the exemplary GLP-1 analog or functional variant thereof or mimetic thereof mass.

[001528] Conductivity increased more gradually between ratios of 1:1 to 7:1 when choline bicarbonate was used in the reaction as compared to choline chloride (negative control), which suggests that the intended ionization of the GLP-1 analog or functional variant thereof or mimetic thereof occurred when using choline bicarbonate.

[001529] In some embodiments, choline bicarbonate can react with free carboxylic groups on the GLP-1 analog or functional variant thereof or mimetic thereof to create the novel Choline-GLP-1 analog or functional variant thereof or mimetic thereof. In some embodiments, choline chloride can

be used as a negative control, as it will not react with the free carboxylic acid groups. Non-reacted GLP-I analog or functional variant thereof or mimetic thereof were listed as Choline-Cl-GLP Analog in the figures. The conductivity data as described above further support that the GLP-I analog or functional variant thereof or mimetic thereof is indeed ionized when choline bicarbonate is used.

Example 9: Exemplary analytical characterization of exemplary embodiments of Choline-an exemplary GLP-I analog or functional variant thereof or mimetic thereof based on NMR

[001530] Exemplary analytical characterization of exemplary embodiments of Choline-an exemplary GLP-I analog or functional variant thereof or mimetic thereof based on NMR is shown in FIGs. 25A and 25B. FIG. 25A depicts exemplary analytical characterization results based on NMR of choline-an exemplary GLP-I analog or functional variant thereof or mimetic thereof ratios. FIG. 25B depicts exemplary analytical characterization results based on NMR of choline-an exemplary GLP-I analog or functional variant thereof or mimetic thereof ratios in a larger view.

[001531] *Conclusion*

[001532] Carboxylic acid proton peaks (highlighted with arrows) disappear with increasing choline amount, indicating ionization of the peptide.

Example 10: Exemplary analytical characterization of exemplary embodiments of Choline-an exemplary GLP-I analog or functional variant thereof or mimetic thereof based on Fourier-transform infrared spectroscopy (FTIR)

[001533] Exemplary analytical characterization of exemplary embodiments of Choline-an exemplary GLP-I analog or functional variant thereof or mimetic thereof based on Fourier-transform infrared spectroscopy (FTIR) is shown in FIG. 26.

[001534] *Conclusion*

[001535] Carboxylic acid group-associated peak at around 1648 nm (highlighted with arrows) shifts with increasing choline amount, indicating a change in the bond energies.

Example 11: Cinnamic acid-an exemplary GLP-I analog or functional variant thereof or mimetic thereof

[001536] A covalent cinnamic acid derivative of an exemplary GLP-I analog or functional variant thereof or mimetic thereof (e.g., FIG. 27) is prepared at ratios form 1:1 (cinnamic acid:an exemplary GLP-I analog or functional variant thereof or mimetic thereof) to 28:1 (cinnamic acid:an exemplary GLP-I analog or functional variant thereof or mimetic thereof).

[001537] In some embodiments, there are 7 potential sites of esterification on an exemplary GLP-I

analog or functional variant thereof or mimetic thereof with an anion (e.g., FIG. 27). In some embodiments, cinnamic acid-an exemplary GLP-1 analog or functional variant thereof or mimetic thereof ester derivatives can be formed by conjugating an anion (e.g., cinnamic acid) to at least 1 or up to 7 sites on the exemplary GLP-1 analog or functional variant thereof or mimetic thereof structure.

Example 12: An exemplary Choline-Modified Dual GIP/GLP-1 Receptor Agonist Or Functional Variant Thereof Ionic Derivative Structure Using An Exemplary Dual GIP/GLP-1 Receptor Agonist Or Functional Variant Thereof Backbone

[001538] A non-covalent choline derivative of an exemplary dual GIP/GLP-1 receptor agonist or functional variant thereof or functional variant thereof (e.g., FIG. 13) is prepared at ratios form 1:1 (choline:an exemplary dual GIP/GLP-1 receptor agonist or functional variant thereof) to 20:1 (choline:an exemplary dual GIP/GLP-1 receptor agonist or functional variant thereof). To prepare choline-an exemplary chimeric monoclonal anti-TNF- α antibody or an antibody fragment thereof, 1, 2, 3, 4, 5, 10, or 20 equivalents of choline bicarbonate (80 wt% solution) are added to an exemplary dual GIP/GLP-1 receptor agonist or functional variant thereof in phosphate buffered saline in a 5 mL Protein LoBind® Eppendorf Tube. Water is removed by lyophilization.

[001539] In some embodiments, there are 5 ionizable groups present on an exemplary dual GIP/GLP-1 receptor agonist or functional variant thereof with a cation (e.g., FIG. 13). In some embodiments, the choline:an exemplary dual GIP/GLP-1 receptor agonist or functional variant thereof ratio of the choline-an exemplary dual GIP/GLP-1 receptor agonist or functional variant thereof ionic derivatives is 1:1, 2:1, 3:1, 4:1, 5:1, 10:1, or 20:1.

Example 13: An Exemplary Choline-Modified Dual GIP/GLP-1 Receptor Agonist Or Functional Variant Thereof Ester Structure using an exemplary Dual GIP/GLP-1 Receptor Agonist Or Functional Variant Thereof Backbone

[001540] A covalent choline derivative of an exemplary dual GIP/GLP-1 receptor agonist or functional variant thereof (e.g., FIG. 14) is prepared at ratios form 1:1 (choline: an exemplary dual GIP/GLP-1 receptor agonist or functional variant thereof) to 20:1 (choline: an exemplary dual GIP/GLP-1 receptor agonist or functional variant thereof).

[001541] In some embodiments, there are 5 potential sites of esterification on an exemplary dual GIP/GLP-1 receptor agonist or functional variant thereof with a cation (e.g., FIG. 14). In some embodiments, choline-an exemplary dual GIP/GLP-1 receptor agonist or functional variant thereof ester derivatives can be formed by conjugating a cation (e.g., choline) to at least 1 or up to 5 sites

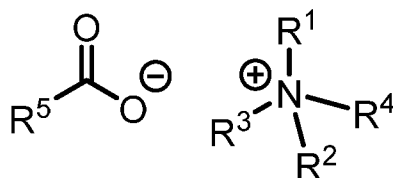
on the an exemplary dual GIP/GLP-1 receptor agonist or functional variant thereof structure.

[001542] It will also be appreciated from reviewing the present disclosure, that it is contemplated that the one or more aspects or features presented in one of or a group of related clauses may also be included in other clauses or in combination with the one or more aspects or features in other clauses.

CLAIMS

WHAT IS CLAIMED IS:

1. A compound according to Formula I:



Formula I,

wherein:

R¹, R², and R³ are independently C₁-C₅ alkyl;

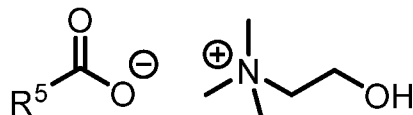
R⁴ is C₂-C₅ alkyl, wherein the C₂-C₅ alkyl is unsubstituted or substituted with 1 or more hydroxyl;

R⁵ is a therapeutic agent.

2. The compound of claim 1, wherein R¹, R², and R³ are methyl.
3. The compound of claim 1, wherein R¹, R², and R³ are ethyl.
4. The compound of claim 1, wherein R¹, R², and R³ are propyl.
5. The compound of claim 1, wherein R¹ and R² are methyl, and R³ is ethyl.
6. The compound of claim 1, wherein R¹ and R³ are methyl, and R² is ethyl.
7. The compound of claim 1, wherein R¹ and R² are ethyl, and R³ is methyl.
8. The compound of claim 1, wherein R¹ and R³ are ethyl, and R² is methyl.
9. The compound of claim 1, wherein R¹ and R² are propyl, and R³ is methyl.
10. The compound of claim 1, wherein R¹ and R³ are propyl, and R² is methyl.
11. The compound of any one of claims 1-10, wherein R⁴ is C₂-C₅ alkyl substituted with a hydroxyl.

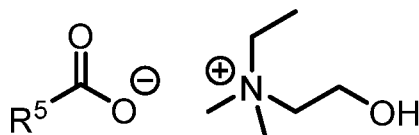
12. The compound of any one of claims 1-11, wherein R⁴ is

13. The compound of any one of claims 1-12, wherein the compound is according to Formula Ia:



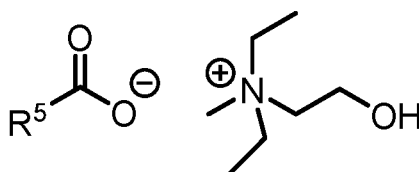
Formula Ia.

14. The compound of any one of claims 1-12, wherein the compound is according to Formula Ib:



Formula Ib.

15. The compound of any one of claims 1-12, wherein the compound is according to Formula Ic:



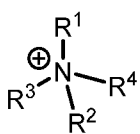
Formula Ic.

16. The compound of any one of claims 1-15, wherein the therapeutic agent is an GLP-1 analog or functional variant thereof or mimetic thereof, Liraglutide, Exenatide, Peptide tyrosine tyrosine (YY), glucagon, gastric inhibitory polypeptide (GIP), or amylin.

17. The compound of any one of claims 1-16, wherein the therapeutic agent is an GLP-1 analog or functional variant thereof or mimetic thereof.

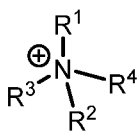
18. The compound of any one of claims 1-17, wherein the compound comprises the structure as shown in FIG. 16.

19. The compound of any one of claims 16-18, wherein the compound comprises a $R^5-C(=O)O^-$ to



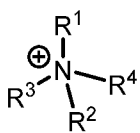
molar ratio of from about 1:1 to about 1:60.

20. The compound of any one of claims 16-19, wherein the compound comprises a $R^5-C(=O)O^-$ to

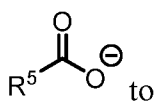
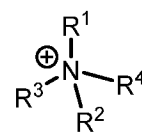


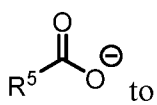
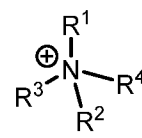
molar ratio of from about 1:1 to about 1:30.

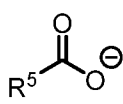
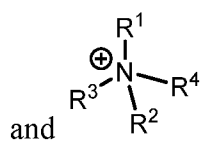
21. The compound of any one of claims 16-20, wherein the compound comprises a $R^5-C(=O)O^-$ to

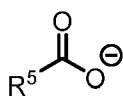
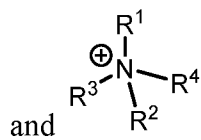


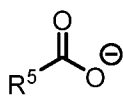
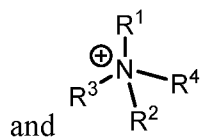
molar ratio of about 1:1.

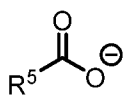
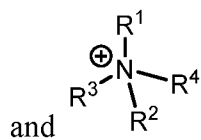
22. The compound of any one of claims 16-20, wherein the compound comprises a R^5  to  molar ratio of about 1:3.

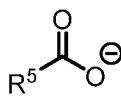
23. The compound of any one of claims 16-20, wherein the compound comprises a R^5  to  molar ratio of about 1:4.

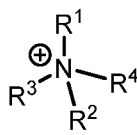
24. The compound of any one of claims 16-20, wherein the compound comprises a R^5  and  molar ratio of about 1:7.

25. The compound of any one of claims 16-20, wherein the compound comprises a R^5  and  molar ratio of about 1:12.

26. The compound of any one of claims 16-20, wherein the compound comprises a R^5  and  molar ratio of about 1:14.

27. The compound of any one of claims 16-20, wherein the compound comprises a R^5  and  molar ratio of about 1:28.

28. The compound of any one of claims 16-20, wherein the compound comprises a 

and  molar ratio of about 1:56.

29. The compound of any one of claims 1-15, wherein the therapeutic agent is an amylin or mimetic or analog thereof, or an amylin analog or functional variant thereof or mimetic or analog thereof.

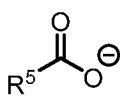
30. The compound of any one of claims 1-15 and 29, wherein the therapeutic agent is an amylin analog or functional variant thereof or mimetic or analog thereof.

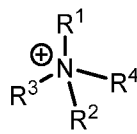
31. The compound of any one of claims 1-15, 29, and 30, wherein the therapeutic agent is an amylin analog or functional variant thereof or mimetic or analog thereof having the sequence of: [diacid]-[linker]-KCNTATCATQRLANFLVHSSNFGPILPPTNVGSNTY-amide.

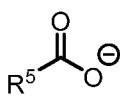
32. The compound of any one of claims 1-15 and 29-31, wherein the therapeutic agent is an amylin analog or functional variant thereof or mimetic or analog thereof having the structure as shown in FIG. 2, FIG. 3, or FIG. 4.

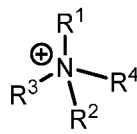
33. The compound of any one of claims 29-32, wherein the therapeutic agent is an amylin analog or functional variant thereof or mimetic or analog thereof comprising an amino acid substitution of N14E, V17R, Y37P, F15E, L16E, V17E, or any combination thereof.

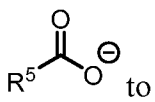
34. The compound of any one of claims 29-33, wherein the therapeutic agent is an amylin analog or functional variant thereof or mimetic or analog thereof comprising an amino acid substitution of N14E.

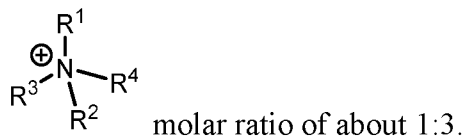
35. The compound of any one of claims 29-34, wherein the compound comprises a  to

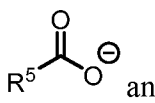
 molar ratio of from about 1:1 to about 1:30.

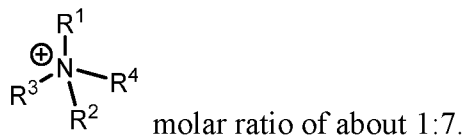
36. The compound of any one of claims 29-35, wherein the compound comprises a  to

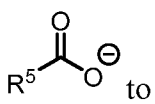
 molar ratio of about 1:1.

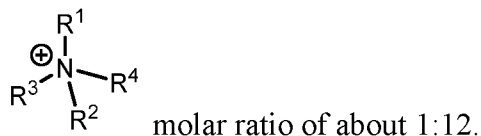
37. The compound of any one of claims 29-35, wherein the compound comprises a  to

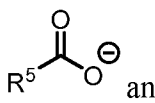


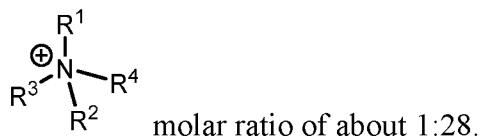
38. The compound of any one of claims 29-35, wherein the compound comprises a  and



39. The compound of any one of claims 29-35, wherein the compound comprises a  to



40. The compound of any one of claims 29-35, wherein the compound comprises a  and



41. The compound of any one of claims 1-15, wherein the therapeutic agent is an antibody or an antibody fragment thereof.

42. The compound of any one of claims 1-15 and 41, wherein the therapeutic agent is any one selected from the group consisting of infliximab or an antibody fragment thereof, adalimumab or an antibody fragment thereof, ustekinumab or an antibody fragment thereof, golimumab or an antibody fragment thereof, natalizumab or an antibody fragment thereof, vedolizumab or an antibody fragment thereof, and certolizumab pegol or an antibody fragment thereof.

43. The compound of any one of claims 1-15, 41 and 42, wherein the therapeutic agent comprises:

- (i) a sequence with at least 75% sequence identity to the sequence of SEQ ID NO: 1 or SEQ ID NO: 24, a sequence with at least 75% sequence identity to the sequence of SEQ ID NO: 2, or a combination thereof;

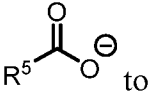
- (ii) a sequence with at least 75% sequence identity to the sequence of SEQ ID NO: 3, SEQ ID NO: 4, or SEQ ID NO: 5, a sequence with at least 75% sequence identity to the sequence of SEQ ID NO: 6 or SEQ ID NO: 7, or any combination thereof;
 - (iii) a sequence with at least 75% sequence identity to the sequence of SEQ ID NO: 8, a sequence with at least 75% sequence identity to the sequence of SEQ ID NO: 9, or a combination thereof;
 - (iv) a sequence with at least 75% sequence identity to the sequence of SEQ ID NO: 10, a sequence with at least 75% sequence identity to the sequence of SEQ ID NO: 11, or a combination thereof;
 - (v) a sequence with at least 75% sequence identity to the sequence of SEQ ID NO: 12 or SEQ ID NO: 13, a sequence with at least 75% sequence identity to the sequence of SEQ ID NO: 14 or SEQ ID NO: 15, or any combination thereof;
 - (vi) a sequence with at least 75% sequence identity to the sequence of SEQ ID NO: 16, a sequence with at least 75% sequence identity to the sequence of SEQ ID NO: 17, or a combination thereof; or
 - (vii) a sequence with at least 75% sequence identity to the sequence of SEQ ID NO: 18, a sequence with at least 75% sequence identity to the sequence of SEQ ID NO: 19, or a combination thereof.
44. The compound of any one of claims 1-15 and 41-43, wherein the therapeutic agent comprises:
- (i) the sequence of SEQ ID NO: 1 or SEQ ID NO: 24, the sequence of SEQ ID NO: 2, or a combination thereof;
 - (ii) the sequence of SEQ ID NO: 3, SEQ ID NO: 4, or SEQ ID NO: 5, the sequence of SEQ ID NO: 6 or SEQ ID NO: 7, or any combination thereof;
 - (iii) the sequence of SEQ ID NO: 8, the sequence of SEQ ID NO: 9, or a combination thereof;
 - (iv) the sequence of SEQ ID NO: 10, the sequence of SEQ ID NO: 11, or a combination thereof;
 - (v) the sequence of SEQ ID NO: 12 or SEQ ID NO: 13, the sequence of SEQ ID NO: 14 or SEQ ID NO: 15, or any combination thereof;
 - (vi) the sequence of SEQ ID NO: 16, the sequence of SEQ ID NO: 17, or a combination thereof; or
 - (vii) the sequence of SEQ ID NO: 18, the sequence of SEQ ID NO: 19, or a combination thereof.

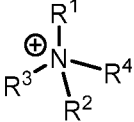
45. The compound of any one of claims 1-15 and 41-44, wherein the therapeutic agent comprises:

- (i) the sequence of SEQ ID NO: 1 or SEQ ID NO: 24, and the sequence of SEQ ID NO: 2;
- (ii) the sequence of SEQ ID NO: 3 and the sequence of SEQ ID NO: 6, the sequence of SEQ ID NO: 4 and the sequence of SEQ ID NO: 6, or the sequence of SEQ ID NO: 5 and SEQ ID NO: 7;
- (iii) the sequence of SEQ ID NO: 8 and the sequence of SEQ ID NO: 9;
- (iv) the sequence of SEQ ID NO: 10 and the sequence of SEQ ID NO: 11;
- (v) the sequence of SEQ ID NO: 12 and the sequence of SEQ ID NO: 14, or the sequence of SEQ ID NO: 13 and the sequence of SEQ ID NO: 15;
- (vi) the sequence of SEQ ID NO: 16 and the sequence of SEQ ID NO: 17; or
- (vii) the sequence of SEQ ID NO: 18 and the sequence of SEQ ID NO: 19.

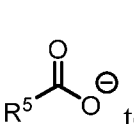
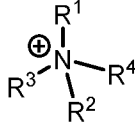
46. The compound of any one of claims 1-15 and 41-45, wherein the therapeutic agent is infliximab or an antibody fragment thereof.

47. The compound of any one of claims 1-15 and 41-46, wherein the therapeutic agent comprises the sequence of SEQ ID NO: 1 or SEQ ID NO: 24, and the sequence of SEQ ID NO: 2.

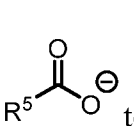
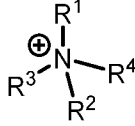
48. The compound of claim 46 or 47, wherein the compound comprises a  to

 molar ratio of from about 1:1 to about 1:164.

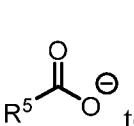
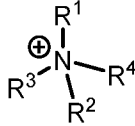
49. The compound of any one of claims 46, 47, and 48, wherein the compound comprises a

 to  molar ratio of about 1:1.

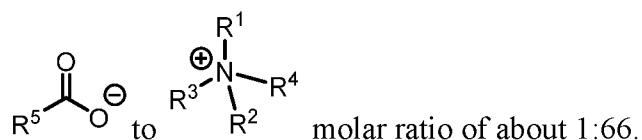
50. The compound of any one of claims 46, 47, and 48, wherein the compound comprises a

 to  molar ratio of about 1:33.

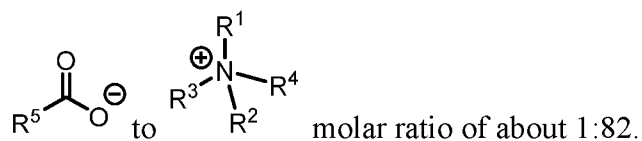
51. The compound of any one of claims 46, 47, and 48, wherein the compound comprises a

 to  molar ratio of about 1:41.

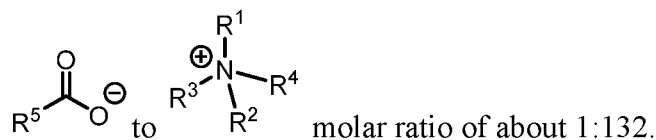
52. The compound of any one of claims 46, 47, and 48, wherein the compound comprises a



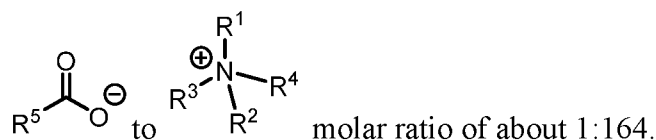
53. The compound of any one of claims 46, 47, and 48, wherein the compound comprises a



54. The compound of any one of claims 46, 47, and 48, wherein the compound comprises a



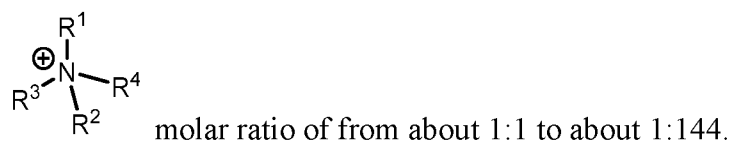
55. The compound of any one of claims 46, 47, and 48, wherein the compound comprises a



56. The compound of any one of claims 1-15 and 41-45, wherein the therapeutic agent is adalimumab or an antibody fragment thereof.

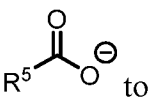
57. The compound of any one of claims 1-15, 41-45, and 56, wherein the therapeutic agent comprises the sequence of SEQ ID NO: 3 and the sequence of SEQ ID NO: 6, the sequence of SEQ ID NO: 4 and the sequence of SEQ ID NO: 6, or the sequence of SEQ ID NO: 5 and SEQ ID NO: 7.

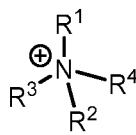
58. The compound of claim 56 or 57, wherein the compound comprises a $\text{R}^5\text{C}(=\text{O})\text{O}^-$ to



59. The compound of any one of claims 1-15 and 41-45, wherein the therapeutic agent is ustekinumab or an antibody fragment thereof.

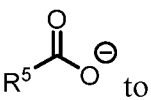
60. The compound of any one of claims 1-15, 41-45, and 59, wherein the therapeutic agent comprises the sequence of SEQ ID NO: 8 and the sequence of SEQ ID NO: 9.

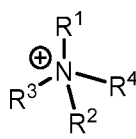
61. The compound of claim 59 or 60, wherein the compound comprises a  to

 molar ratio of from about 1:1 to about 1:140.

62. The compound of any one of claims 1-15 and 41-45, wherein the therapeutic agent is golimumab or an antibody fragment thereof.

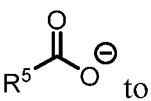
63. The compound of any one of claims 1-15, 41-45, and 62, wherein the therapeutic agent comprises the sequence of SEQ ID NO: 10 and the sequence of SEQ ID NO: 11.

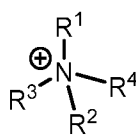
64. The compound of claim 62 or 63, wherein the compound comprises a  to

 molar ratio of from about 1:1 to about 1:80.

65. The compound of any one of claims 1-15 and 41-45, wherein the therapeutic agent is natalizumab or an antibody fragment thereof.

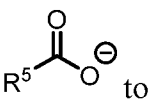
66. The compound of any one of claims 1-15, 41-45, and 65, wherein the therapeutic agent comprises the sequence of SEQ ID NO: 12 and the sequence of SEQ ID NO: 14, or the sequence of SEQ ID NO: 13 and the sequence of SEQ ID NO: 15.

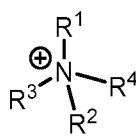
67. The compound of claim 65 or 66, wherein the compound comprises a  to

 molar ratio of from about 1:1 to about 1:156.

68. The compound of any one of claims 1-15 and 41-45, wherein the therapeutic agent is vedolizumab or an antibody fragment thereof.

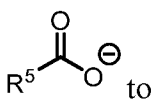
69. The compound of any one of claims 1-15, 41-45, and 68, wherein the therapeutic agent comprises the sequence of SEQ ID NO: 16 and the sequence of SEQ ID NO: 17.

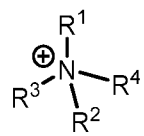
70. The compound of claim 68 or 69, wherein the compound comprises a  to

 molar ratio of from about 1:1 to about 1:256.

71. The compound of any one of claims 1-15 and 41-45, wherein the therapeutic agent is certolizumab pegol or an antibody fragment thereof.

72. The compound of any one of claims 1-15, 41-45, and 71, wherein the therapeutic agent comprises the sequence of SEQ ID NO: 18 and the sequence of SEQ ID NO: 19.

73. The compound of claim 71 and 72, wherein the compound comprises a  to



molar ratio of from about 1:1 to about 1:70.

74. The compound of any one of claims 41-73, wherein the therapeutic agent is an antibody or an antibody fragment thereof comprising one or more choline or choline derivative-peptide salt formed on the C-terminus of a light chain, the C-terminus of a heavy chain or a combination thereof.

75. The compound of any one of claims 1-15, wherein the therapeutic agent is a dual GIP/GLP-1 receptor agonist or functional variant thereof.

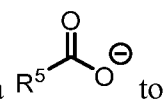
76. The compound of any one of claims 1-75, wherein the therapeutic agent comprises a sequence with at least 75% sequence identity to the sequence of SEQ ID NO: 25.

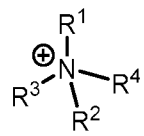
77. The compound of any one of claims 1-76, wherein the therapeutic agent comprises the sequence of SEQ ID NO: 25.

78. The compound of any one of claims 1-77, wherein the therapeutic agent comprises C20 diacid- γ -Glu-(AEEA)₂ attached to a residue of a sequence with at least 75% sequence identity to the sequence of SEQ ID NO: 25.

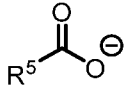
79. The compound of any one of claims 1-78, wherein the therapeutic agent comprises C20 diacid- γ -Glu-(AEEA)₂ attached to a residue of the sequence of SEQ ID NO: 25.

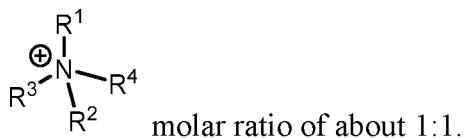
80. The compound of any one of claims 1-79, wherein the therapeutic agent comprises C20 diacid- γ -Glu-(AEEA)₂ attached to the Lys residue at the position 20 from the N-terminus of the sequence of SEQ ID NO: 25.

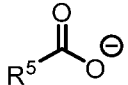
81. The compound of any one of claims 1-80, wherein the compound comprises a  to

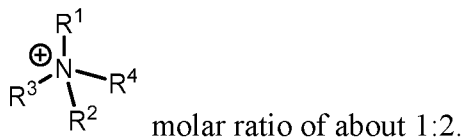


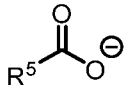
molar ratio of from about 1:1 to about 1:20.

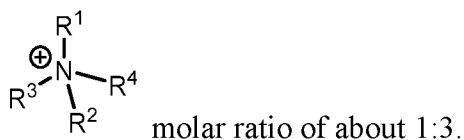
82. The compound of any one of claims 1-80, wherein the compound comprises a R^5  to

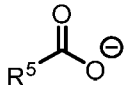


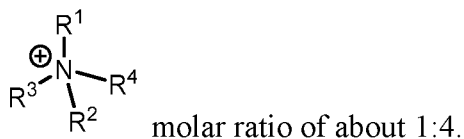
83. The compound of any one of claims 1-80, wherein the compound comprises a R^5  to

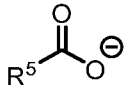


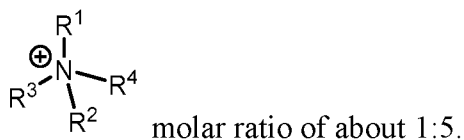
84. The compound of any one of claims 1-80, wherein the compound comprises a R^5  to

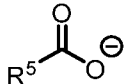


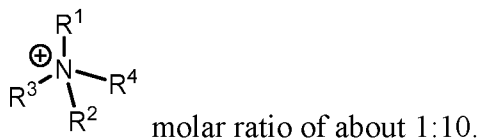
85. The compound of any one of claims 1-80, wherein the compound comprises a R^5  to

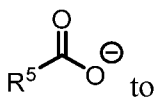


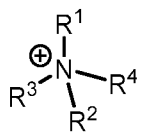
86. The compound of any one of claims 1-80, wherein the compound comprises a R^5  to



87. The compound of any one of claims 1-80, wherein the compound comprises a R^5  to



88. The compound of any one of claims 1-80, wherein the compound comprises a  to



molar ratio of about 1:20.

89. The compound of any one of claims 1-88, wherein the compound comprises the therapeutic agent having a modified structure.

90. The compound of any one of claims 1-89, wherein the compound comprises the therapeutic agent having a choline or choline derivative-modified structure.

91. The compound of any one of claims 1-90, wherein the compound comprises the therapeutic agent having a cation moiety comprising choline or choline derivative.

92. The compound of any one of claims 1-91, wherein the compound comprises the therapeutic agent having a cation moiety comprising a choline or choline derivative-like residue.

93. The compound of any one of claims 1-92, wherein the compound comprises the therapeutic agent comprising one or more choline or choline derivative-peptide derivative formed on a Glu residue, an Asp residue, or a combination thereof.

94. The compound of any one of claims 1-93, wherein the compound comprises the therapeutic agent comprising a linker comprising one or more gamma glutamate (γ Glu) residues, one or more 8-amino-3,6-dioxaoctanoic acid (OEG) residues, or a combination thereof.

95. The compound of any one of claims 1-94, wherein the compound comprises the therapeutic agent comprising a linker comprising one or more gamma glutamate (γ Glu) residues.

96. The compound of any one of claims 1-95, wherein the compound comprises the therapeutic agent comprising a choline or choline derivative-peptide salt that is formed on the carboxylic acid of the one or more gamma glutamate residues of the linker.

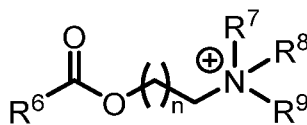
97. The compound of any one of claims 1-96, wherein the compound comprises the therapeutic agent comprising a choline or choline derivative-peptide ester that is formed on the carboxylic acid of the one or more gamma glutamate residues of the linker.

98. The compound of any one of claims 1-97, wherein the compound comprises the therapeutic agent comprising a diacid consisting of 10, 12, 14, 16, 18, or 20 carbons in length.

99. The compound of claim 98, wherein the diacid comprises a C10, C12, C14, C16, C18, or C20 fatty diacid.

100. The compound of claim 98 or 99, wherein the diacid comprises 1,20-icosanedioic acid.

101. A compound according to Formula II:



Formula II,

wherein:

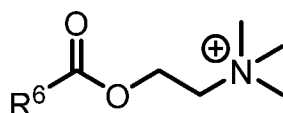
R⁶ is a therapeutic agent.

R⁷, R⁸, and R⁹ are independently C₁-C₅ alkyl; and

n is 1, 2, 3, 4, or 5.

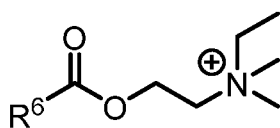
102. The compound of claim 101, wherein R⁷, R⁸, and R⁹ are methyl.
103. The compound of claim 101, wherein R⁷, R⁸, and R⁹ are ethyl.
104. The compound of claim 101, wherein R⁷, R⁸, and R⁹ are propyl.
105. The compound of claim 101, wherein R⁷ and R⁸ are methyl, and R⁹ is ethyl.
106. The compound of claim 101, wherein R⁷ and R⁹ are methyl, and R⁸ is ethyl.
107. The compound of claim 101, wherein R⁷ and R⁸ are ethyl, and R⁹ is methyl.
108. The compound of claim 101, wherein R⁷ and R⁹ are ethyl, and R⁸ is methyl.
109. The compound of claim 101, wherein R⁷ and R⁸ are propyl, and R⁹ is methyl.
110. The compound of claim 101, wherein R⁷ and R⁹ are propyl, and R⁸ is methyl.
111. The compound of any one of claims 101-110, wherein n is 1.
112. The compound of any one of claims 101-111, wherein the compound is according to

Formula IIa:



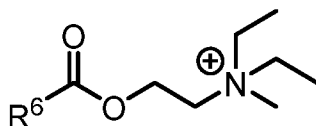
Formula IIa.

113. The compound of any one of claims 101-111, wherein the compound is according to
- Formula IIb:



Formula IIb.

114. The compound of any one of claims 101-111, wherein the compound is according to
- Formula IIc:



Formula IIc.

115. The compound of any one of claims 101-114, wherein the therapeutic agent is an GLP-1 analog or functional variant thereof or mimetic thereof, Liraglutide, Exenatide, Peptide tyrosine tyrosine (YY), glucagon, gastric inhibitory polypeptide (GIP), or amylin.
116. The compound of any one of claims 101-115, wherein the therapeutic agent is an GLP-1 analog or functional variant thereof or mimetic thereof.
117. The compound of claim 115 or 116, wherein the compound comprises the structure as shown in FIG. 17B.
118. The compound of any one of claims 101-114, wherein the therapeutic agent is an amylin or mimetic or analog thereof, or an amylin analog or functional variant thereof or mimetic or analog thereof.
119. The compound of any one of claims 101-114 and 118, wherein the therapeutic agent is an amylin analog or functional variant thereof or mimetic or analog thereof.
120. The compound of any one of claims 101-114, 118, and 119, wherein the therapeutic agent is an amylin analog or functional variant thereof or mimetic or analog thereof having the sequence of: [diacid]-[linker]-KCNTATCATQRLANFLVHSSNFGPILPPTNVGSNTY-amide.
121. The compound of any one of claims 101-114 and 118-120, wherein the therapeutic agent is an amylin analog or functional variant thereof or mimetic or analog thereof having the structure as shown in FIG. 2, FIG. 3, or FIG. 4.
122. The compound of any one of claims 118-121, wherein the therapeutic agent is an amylin analog or functional variant thereof or mimetic or analog thereof comprising an amino acid substitution of N14E, V17R, Y37P, F15E, L16E, V17E, or any combination thereof.
123. The compound of any one of claims 118-122, wherein the therapeutic agent is an amylin analog or functional variant thereof or mimetic or analog thereof comprising an amino acid substitution of N14E.
124. The compound of any one of claims 101-114, wherein the therapeutic agent is an antibody or an antibody fragment thereof.
125. The compound of any one of claims 101-114 and 124, wherein the therapeutic agent is any one selected from the group consisting of infliximab or an antibody fragment thereof, adalimumab or an antibody fragment thereof, ustekinumab or an antibody fragment thereof, golimumab or an antibody fragment thereof, natalizumab or an antibody fragment thereof, vedolizumab or an antibody fragment thereof, and certolizumab pegol or an antibody fragment thereof.
126. The compound of any one of claims 101-114, 124 and 125, wherein the therapeutic agent comprises:

- (i) a sequence with at least 75% sequence identity to the sequence of SEQ ID NO: 1 or SEQ ID NO: 24, a sequence with at least 75% sequence identity to the sequence of SEQ ID NO: 2, or a combination thereof;
 - (ii) a sequence with at least 75% sequence identity to the sequence of SEQ ID NO: 3, SEQ ID NO: 4, or SEQ ID NO: 5, a sequence with at least 75% sequence identity to the sequence of SEQ ID NO: 6 or SEQ ID NO: 7, or any combination thereof;
 - (iii) a sequence with at least 75% sequence identity to the sequence of SEQ ID NO: 8, a sequence with at least 75% sequence identity to the sequence of SEQ ID NO: 9, or a combination thereof;
 - (iv) a sequence with at least 75% sequence identity to the sequence of SEQ ID NO: 10, a sequence with at least 75% sequence identity to the sequence of SEQ ID NO: 11, or a combination thereof;
 - (v) a sequence with at least 75% sequence identity to the sequence of SEQ ID NO: 12 or SEQ ID NO: 13, a sequence with at least 75% sequence identity to the sequence of SEQ ID NO: 14 or SEQ ID NO: 15, or any combination thereof;
 - (vi) a sequence with at least 75% sequence identity to the sequence of SEQ ID NO: 16, a sequence with at least 75% sequence identity to the sequence of SEQ ID NO: 17, or a combination thereof; or
 - (vii) a sequence with at least 75% sequence identity to the sequence of SEQ ID NO: 18, a sequence with at least 75% sequence identity to the sequence of SEQ ID NO: 19, or a combination thereof.
127. The compound of any one of claims 101-114 and 124-126, wherein the therapeutic agent comprises:
- (i) the sequence of SEQ ID NO: 1 or SEQ ID NO: 24, the sequence of SEQ ID NO: 2, or a combination thereof;
 - (ii) the sequence of SEQ ID NO: 3, SEQ ID NO: 4, or SEQ ID NO: 5, the sequence of SEQ ID NO: 6 or SEQ ID NO: 7, or any combination thereof;
 - (iii) the sequence of SEQ ID NO: 8, the sequence of SEQ ID NO: 9, or a combination thereof;
 - (iv) the sequence of SEQ ID NO: 10, the sequence of SEQ ID NO: 11, or a combination thereof;
 - (v) the sequence of SEQ ID NO: 12 or SEQ ID NO: 13, the sequence of SEQ ID NO: 14 or SEQ ID NO: 15, or any combination thereof;

(vi) the sequence of SEQ ID NO: 16, the sequence of SEQ ID NO: 17, or a combination thereof; or

(vii) the sequence of SEQ ID NO: 18, the sequence of SEQ ID NO: 19, or a combination thereof.

128. The compound of any one of claims 101-114 and 124-127, wherein the therapeutic agent comprises:

(i) the sequence of SEQ ID NO: 1 or SEQ ID NO: 24, and the sequence of SEQ ID NO: 2;

(ii) the sequence of SEQ ID NO: 3 and the sequence of SEQ ID NO: 6, the sequence of SEQ ID NO: 4 and the sequence of SEQ ID NO: 6, or the sequence of SEQ ID NO: 5 and SEQ ID NO: 7;

(iii) the sequence of SEQ ID NO: 8 and the sequence of SEQ ID NO: 9;

(iv) the sequence of SEQ ID NO: 10 and the sequence of SEQ ID NO: 11;

(v) the sequence of SEQ ID NO: 12 and the sequence of SEQ ID NO: 14, or the sequence of SEQ ID NO: 13 and the sequence of SEQ ID NO: 15;

(vi) the sequence of SEQ ID NO: 16 and the sequence of SEQ ID NO: 17; or

(vii) the sequence of SEQ ID NO: 18 and the sequence of SEQ ID NO: 19.

129. The compound of any one of claims 101-114 and 124-128, wherein the therapeutic agent is infliximab or an antibody fragment thereof.

130. The compound of any one of claims 101-114 and 124-129, wherein the therapeutic agent comprises the sequence of SEQ ID NO: 1 or SEQ ID NO: 24, and the sequence of SEQ ID NO: 2.

131. The compound of any one of claims 101-114 and 124-128, wherein the therapeutic agent is adalimumab or an antibody fragment thereof.

132. The compound of any one of claims 101-114, 124-128, and 131, wherein the therapeutic agent comprises the sequence of SEQ ID NO: 3 and the sequence of SEQ ID NO: 6, the sequence of SEQ ID NO: 4 and the sequence of SEQ ID NO: 6, or the sequence of SEQ ID NO: 5 and SEQ ID NO: 7.

133. The compound of any one of claims 101-114 and 124-128, wherein the therapeutic agent is ustekinumab or an antibody fragment thereof.

134. The compound of any one of claims 101-114, 124-128, and 133, wherein the therapeutic agent comprises the sequence of SEQ ID NO: 8 and the sequence of SEQ ID NO: 9.

135. The compound of any one of claims 101-114 and 124-128, wherein the therapeutic agent is golimumab or an antibody fragment thereof.

136. The compound of any one of claims 101-114, 124-128, and 135, wherein the therapeutic agent comprises the sequence of SEQ ID NO: 10 and the sequence of SEQ ID NO: 11.

137. The compound of any one of claims 101-114 and 124-128, wherein the therapeutic agent is natalizumab or an antibody fragment thereof.
138. The compound of any one of claims 101-114, 124-128, and 137, wherein the therapeutic agent comprises the sequence of SEQ ID NO: 12 and the sequence of SEQ ID NO: 14, or the sequence of SEQ ID NO: 13 and the sequence of SEQ ID NO: 15.
139. The compound of any one of claims 101-114 and 124-128, wherein the therapeutic agent is vedolizumab or an antibody fragment thereof.
140. The compound of any one of claims 101-114, 124-128, and 139, wherein the therapeutic agent comprises the sequence of SEQ ID NO: 16 and the sequence of SEQ ID NO: 17.
141. The compound of any one of claims 101-114 and 124-128, wherein the therapeutic agent is certolizumab pegol or an antibody fragment thereof.
142. The compound of any one of claims 101-114, 124-128, and 141, wherein the therapeutic agent comprises the sequence of SEQ ID NO: 18 and the sequence of SEQ ID NO: 19.
143. The compound of any one of claims 101-142, wherein the therapeutic agent is an antibody or an antibody fragment thereof comprising one or more choline or choline derivative-peptide ester formed on the C-terminus of a light chain, the C-terminus of a heavy chain or a combination thereof.
144. The compound of any one of claims 101-143, wherein the therapeutic agent is an antibody or an antibody fragment thereof comprising one or more choline or choline derivative-peptide ester formed on a Cys residue, a Lys residue, or any combination thereof.
145. The compound of claim 144, wherein the one or more choline or choline derivative-peptide ester formed on the Cys residue comprises a linker-to-antibody ratio of 2-8, the one or more choline or choline derivative-peptide ester formed on the Lys residue comprises a linker-to-antibody ratio of 2-4, or a combination thereof.
146. The compound of any one of claims 101-114, wherein the therapeutic agent is a dual GIP/GLP-1 receptor agonist or functional variant thereof.
147. The compound of any one of claims 101-146, wherein the therapeutic agent comprises a sequence with at least 75% sequence identity to the sequence of SEQ ID NO: 25.
148. The compound of any one of claims 101-147, wherein the therapeutic agent comprises the sequence of SEQ ID NO: 25.
149. The compound of any one of claims 101-148, wherein the therapeutic agent comprises C₂₀ diacid- γ -Glu-(AEEA)₂ attached to a residue of a sequence with at least 75% sequence identity to the sequence of SEQ ID NO: 25.

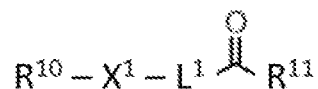
150. The compound of any one of claims 101-149, wherein the therapeutic agent comprises C₂₀ diacid- γ -Glu-(AEEA)₂ attached to a residue of the sequence of SEQ ID NO: 25.
151. The compound of any one of claims 101-150, wherein the therapeutic agent comprises C₂₀ diacid- γ -Glu-(AEEA)₂ attached to the Lys residue at the position 20 from the N-terminus of the sequence of SEQ ID NO: 25.
152. The compound of any one of claims 1-151, wherein the compound comprises the therapeutic agent having a choline or choline derivative-modified structure.
153. The compound of any one of claims 1-152, wherein the compound comprises the therapeutic agent having a choline or choline derivative-modified salt structure.
154. The compound of any one of claims 1-153, wherein the compound comprises the therapeutic agent having a cation moiety comprising choline or choline derivative.
155. The compound of any one of claims 1-154, wherein the compound comprises the therapeutic agent having a choline or choline derivative-modified ester structure.
156. The compound of any one of claims 1-155, wherein the compound comprises the therapeutic agent having a cation moiety comprising a choline or choline derivative-like residue.
157. The compound of any one of claims 1-156, wherein the compound comprises the therapeutic agent comprising one or more choline or choline derivative-peptide ester formed on a Cys residue, a Lys residue, or any combination thereof.
158. The compound of claim 157, wherein the one or more choline or choline derivative-peptide ester formed on the Cys residue comprises a linker-to-the therapeutic agent ratio of 2-8, the one or more choline or choline derivative-peptide ester formed on the Lys residue comprises a linker-to-the therapeutic agent ratio of 2-4, or a combination thereof.
159. The compound of any one of claims 1-158, wherein the compound comprises the therapeutic agent comprising a linker comprising one or more gamma glutamate (γ Glu) residues, one or more 8-amino-3,6-dioxaoctanoic acid (OEG) residues, or a combination thereof.
160. The compound of any one of claims 1-159, wherein the compound comprises the therapeutic agent comprising a linker comprising one or more gamma glutamate (γ Glu) residues.
161. The compound of any one of claims 1-160, wherein the compound comprises the therapeutic agent comprising a choline or choline derivative-peptide salt that is formed on the carboxylic acid of the one or more gamma glutamate residues of the linker.
162. The compound of any one of claims 1-161, wherein the compound comprises the therapeutic agent comprising a choline or choline derivative-peptide ester that is formed on the carboxylic acid of the one or more gamma glutamate residues of the linker.

163. The compound of any one of claims 101-162, wherein the compound comprises the therapeutic agent comprising a diacid consisting of 10, 12, 14, 16, 18, or 20 carbons in length.

164. The compound of claim 163, wherein the diacid comprises a C₁₀, C₁₂, C₁₄, C₁₆, C₁₈, or C₂₀ fatty diacid.

165. The compound of claim 163 or 164, wherein the diacid comprises 1,20-icosanedioic acid.

166. A compound according to Formula III:



Formula III,

wherein:

R¹⁰ is a therapeutic agent;

R¹¹ is substituted or unsubstituted C₅-C₁₀;

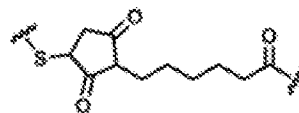
X¹ is -C(=O)-, -S-, or -NH-; and

L¹ is a covalent bond or a linker.

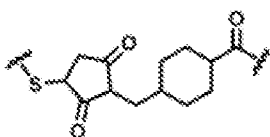
167. The compound of claim 166, wherein L¹ is a non-cleavable linker.

168. The compound of claim 167, wherein L¹ comprises a maleimide alkane linker or a maleimide cyclohexane linker.

169. The compound of claim 167 or 168, wherein L¹ comprises



or



170. The compound of claim 166, wherein L¹ is a chemically cleavable linker.

171. The compound of claim 170, wherein L¹ comprises a hydrazone linker or a disulfide linker.

172. The compound of claim 167 or 168, wherein L¹ comprises



or



173. The compound of any one of claims 166-172, wherein R¹¹ is substituted or unsubstituted C₁₀.

174. The compound of any one of claims 166-173, wherein the therapeutic agent is an GLP-1 analog or functional variant thereof or mimetic thereof, Liraglutide, Exenatide, Peptide tyrosine tyrosine (YY), glucagon, gastric inhibitory polypeptide (GIP), or amylin.
175. The compound of any one of claims 166-174, wherein the therapeutic agent is an GLP-1 analog or functional variant thereof or mimetic thereof.
176. The compound of any one of claims 166-173, wherein the therapeutic agent is an amylin or mimetic or analog thereof, or an amylin analog or functional variant thereof or mimetic or analog thereof.
177. The compound of any one of claims 166-173 and 176, wherein the therapeutic agent is an amylin analog or functional variant thereof or mimetic or analog thereof.
178. The compound of any one of claims 166-173, 176, and 177, wherein the therapeutic agent is an amylin analog or functional variant thereof or mimetic or analog thereof having the sequence of: [diacid]-[linker]-KCNTATCATQRLANFLVHSSNFGPILPPTNVGSNTY-amide.
179. The compound of any one of claims 176-178, wherein the therapeutic agent is an amylin analog or functional variant thereof or mimetic or analog thereof comprising an amino acid substitution of N14E, V17R, Y37P, F15E, L16E, V17E, or any combination thereof.
180. The compound of any one of claims 176-179, wherein the therapeutic agent is an amylin analog or functional variant thereof or mimetic or analog thereof comprising an amino acid substitution of N14E.
181. The compound of any one of claims 166-173, wherein the therapeutic agent is an antibody or an antibody fragment thereof.
182. The compound of any one of claims 166-173 and 181, wherein the therapeutic agent is any one selected from the group consisting of infliximab or an antibody fragment thereof, adalimumab or an antibody fragment thereof, ustekinumab or an antibody fragment thereof, golimumab or an antibody fragment thereof, natalizumab or an antibody fragment thereof, vedolizumab or an antibody fragment thereof, and certolizumab pegol or an antibody fragment thereof.
183. The compound of any one of claims 166-173, 181, and 182, wherein the therapeutic agent comprises:
- (i) a sequence with at least 75% sequence identity to the sequence of SEQ ID NO: 1 or SEQ ID NO: 24, a sequence with at least 75% sequence identity to the sequence of SEQ ID NO: 2, or a combination thereof;
 - (ii) a sequence with at least 75% sequence identity to the sequence of SEQ ID NO: 3, SEQ ID NO: 4, or SEQ ID NO: 5, a sequence with at least 75% sequence identity to the sequence of SEQ ID NO: 6 or SEQ ID NO: 7, or any combination thereof;

- (iii) a sequence with at least 75% sequence identity to the sequence of SEQ ID NO: 8, a sequence with at least 75% sequence identity to the sequence of SEQ ID NO: 9, or a combination thereof;
- (iv) a sequence with at least 75% sequence identity to the sequence of SEQ ID NO: 10, a sequence with at least 75% sequence identity to the sequence of SEQ ID NO: 11, or a combination thereof;
- (v) a sequence with at least 75% sequence identity to the sequence of SEQ ID NO: 12 or SEQ ID NO: 13, a sequence with at least 75% sequence identity to the sequence of SEQ ID NO: 14 or SEQ ID NO: 15, or any combination thereof;
- (vi) a sequence with at least 75% sequence identity to the sequence of SEQ ID NO: 16, a sequence with at least 75% sequence identity to the sequence of SEQ ID NO: 17, or a combination thereof; or
- (vii) a sequence with at least 75% sequence identity to the sequence of SEQ ID NO: 18, a sequence with at least 75% sequence identity to the sequence of SEQ ID NO: 19, or a combination thereof.

184. The compound of any one of claims 166-173 and 181-183, wherein the therapeutic agent comprises:

- (i) the sequence of SEQ ID NO: 1 or SEQ ID NO: 24, the sequence of SEQ ID NO: 2, or a combination thereof;
- (ii) the sequence of SEQ ID NO: 3, SEQ ID NO: 4, or SEQ ID NO: 5, the sequence of SEQ ID NO: 6 or SEQ ID NO: 7, or any combination thereof;
- (iii) the sequence of SEQ ID NO: 8, the sequence of SEQ ID NO: 9, or a combination thereof;
- (iv) the sequence of SEQ ID NO: 10, the sequence of SEQ ID NO: 11, or a combination thereof;
- (v) the sequence of SEQ ID NO: 12 or SEQ ID NO: 13, the sequence of SEQ ID NO: 14 or SEQ ID NO: 15, or any combination thereof;
- (vi) the sequence of SEQ ID NO: 16, the sequence of SEQ ID NO: 17, or a combination thereof; or
- (vii) the sequence of SEQ ID NO: 18, the sequence of SEQ ID NO: 19, or a combination thereof.

185. The compound of any one of claims 166-173 and 181-184, wherein the therapeutic agent comprises:

- (i) the sequence of SEQ ID NO: 1 or SEQ ID NO: 24, and the sequence of SEQ ID NO: 2;

- (ii) the sequence of SEQ ID NO: 3 and the sequence of SEQ ID NO: 6, the sequence of SEQ ID NO: 4 and the sequence of SEQ ID NO: 6, or the sequence of SEQ ID NO: 5 and SEQ ID NO: 7;
- (iii) the sequence of SEQ ID NO: 8 and the sequence of SEQ ID NO: 9;
- (iv) the sequence of SEQ ID NO: 10 and the sequence of SEQ ID NO: 11;
- (v) the sequence of SEQ ID NO: 12 and the sequence of SEQ ID NO: 14, or the sequence of SEQ ID NO: 13 and the sequence of SEQ ID NO: 15;
- (vi) the sequence of SEQ ID NO: 16 and the sequence of SEQ ID NO: 17; or
- (vii) the sequence of SEQ ID NO: 18 and the sequence of SEQ ID NO: 19.

186. The compound of any one of claims 166-173 and 181-185, wherein the therapeutic agent is infliximab or an antibody fragment thereof.

187. The compound of any one of claims 166-173 and 181-186, wherein the therapeutic agent comprises the sequence of SEQ ID NO: 1 or SEQ ID NO: 24, and the sequence of SEQ ID NO: 2.

188. The compound of any one of claims 166-173 and 181-185, wherein the therapeutic agent is adalimumab or an antibody fragment thereof.

189. The compound of any one of claims 166-173, 181-185, and 188, wherein the therapeutic agent comprises the sequence of SEQ ID NO: 3 and the sequence of SEQ ID NO: 6, the sequence of SEQ ID NO: 4 and the sequence of SEQ ID NO: 6, or the sequence of SEQ ID NO: 5 and SEQ ID NO: 7.

190. The compound of any one of claims 166-173 and 181-185, wherein the therapeutic agent is ustekinumab or an antibody fragment thereof.

191. The compound of any one of claims 166-173, 181-185, and 190, wherein the therapeutic agent comprises the sequence of SEQ ID NO: 8 and the sequence of SEQ ID NO: 9.

192. The compound of any one of claims 166-173 and 181-185, wherein the therapeutic agent is golimumab or an antibody fragment thereof.

193. The compound of any one of claims 166-173, 181-185, and 192, wherein the therapeutic agent comprises the sequence of SEQ ID NO: 10 and the sequence of SEQ ID NO: 11.

194. The compound of any one of claims 166-173 and 181-185, wherein the therapeutic agent is natalizumab or an antibody fragment thereof.

195. The compound of any one of claims 166-173, 181-185, and 194, wherein the therapeutic agent comprises the sequence of SEQ ID NO: 12 and the sequence of SEQ ID NO: 14, or the sequence of SEQ ID NO: 13 and the sequence of SEQ ID NO: 15.

196. The compound of any one of claims 166-173 and 181-185, wherein the therapeutic agent is vedolizumab or an antibody fragment thereof.

197. The compound of any one of claims 166-173, 181-185, and 196, wherein the therapeutic agent comprises the sequence of SEQ ID NO: 16 and the sequence of SEQ ID NO: 17.
198. The compound of any one of claims 166-173 and 181-185, wherein the therapeutic agent is certolizumab pegol or an antibody fragment thereof.
199. The compound of any one of claims 166-173, 181-185, and 198, wherein the therapeutic agent comprises the sequence of SEQ ID NO: 18 and the sequence of SEQ ID NO: 19.
200. The compound of any one of claims 166-199, wherein the therapeutic agent is an antibody or an antibody fragment thereof comprising one or more R¹¹ linked to the C-terminus of a light chain, the C-terminus of a heavy chain or a combination thereof.
201. The compound of any one of claims 166-173, wherein the therapeutic agent is a dual GIP/GLP-1 receptor agonist or functional variant thereof.
202. The compound of any one of claims 166-201, wherein the therapeutic agent comprises a sequence with at least 75% sequence identity to the sequence of SEQ ID NO: 25.
203. The compound of any one of claims 166-202, wherein the therapeutic agent comprises the sequence of SEQ ID NO: 25.
204. The compound of any one of claims 166-203, wherein the therapeutic agent comprises C20 diacid- γ -Glu-(AEEA)₂ attached to a residue of a sequence with at least 75% sequence identity to the sequence of SEQ ID NO: 25.
205. The compound of any one of claims 166-204, wherein the therapeutic agent comprises C20 diacid- γ -Glu-(AEEA)₂ attached to a residue of the sequence of SEQ ID NO: 25.
206. The compound of any one of claims 166-205, wherein the therapeutic agent comprises C20 diacid- γ -Glu-(AEEA)₂ attached to the Lys residue at the position 20 from the N-terminus of the sequence of SEQ ID NO: 25.
207. The compound of any one of claims 166-206, wherein the compound comprises the therapeutic agent having a choline or choline derivative-modified structure.
208. The compound of any one of claims 166-207, wherein the compound comprises the therapeutic agent having a choline or choline derivative-modified salt structure.
209. The compound of any one of claims 166-208, wherein the compound comprises the therapeutic agent having a cation moiety comprising choline or choline derivative.
210. The compound of any one of claims 166-209, wherein the compound comprises the therapeutic agent having a choline or choline derivative-modified ester structure.
211. The compound of any one of claims 166-210, wherein the compound comprises the therapeutic agent having a cation moiety comprising a choline or choline derivative-like residue.

212. The compound of any one of claims 166-211, wherein the compound comprises the therapeutic agent comprising one or more R¹¹ linked to a Lys residue, a Cys residue, or any combination thereof.
213. The compound of claim 212, wherein R¹¹ is linked to the Lys residue with a linker-to-the therapeutic agent ratio of 2-4, R¹¹ is linked to the Cys residue with a linker-to-the therapeutic agent ratio of 2-8 or with a linker-to-the therapeutic agent ratio of 4, or a combination thereof.
214. The compound of any one of claims 166-213, wherein the compound comprises the therapeutic agent comprising a dual conjugation.
215. The compound of claim 214, wherein the dual conjugation comprises a linker-to-the therapeutic agent ratio of 1-2.
216. The compound of any one of claims 166-215, wherein the compound comprises the therapeutic agent comprising a linker comprising one or more gamma glutamate (γ Glu) residues, one or more 8-amino-3,6-dioxaoctanoic acid (OEG) residues, or a combination thereof.
217. The compound of any one of claims 166-216, wherein the compound comprises the therapeutic agent comprising a linker comprising one or more gamma glutamate (γ Glu) residues.
218. The compound of any one of claims 166-217, wherein the compound comprises the therapeutic agent comprising a choline or choline derivative-peptide salt that is formed on the carboxylic acid of the one or more gamma glutamate residues of the linker.
219. The compound of any one of claims 166-218, wherein the compound comprises the therapeutic agent comprising a choline or choline derivative-peptide ester that is formed on the carboxylic acid of the one or more gamma glutamate residues of the linker.
220. The compound of any one of claims 166-219, wherein the compound comprises the therapeutic agent comprising a diacid consisting of 10, 12, 14, 16, 18, or 20 carbons in length.
221. The compound of claim 220, wherein the diacid comprises a C₁₀, C₁₂, C₁₄, C₁₆, C₁₈, or C₂₀ fatty diacid.
222. The compound of claim 220 or 221, wherein the diacid comprises 1,20-icosanedioic acid.
223. A composition comprising the compound of any one of claims 1-222, and one or more ionic liquid.
224. The composition of claim 223, wherein the one or more ionic liquid independently comprises a cation selected from the group consisting of aminoguanidine, choline or choline derivative, carnitine, acetylcholine, ammonium, tetramethyl ammonium, tetraethyl ammonium, tetrabutyl ammonium, and guanidine derivatives.
225. The composition of claim 223, wherein the one or more ionic liquid independently comprises choline or choline derivative, carnitine, or acetylcholine.

226. The composition of any one of claims 223-225, wherein the one or more ionic liquid independently comprises an anion selected from the group consisting of (R)- α -Lipoic Acid, 12-Hydroxystearic Acid, 2-(4-Isobutylphenyl)propionic Acid, 2-(4,4-Dimethyl-2-pentanyl)-5,7,7-trimethyloctanoic Acid, 2-Aminoethanesulfonic Acid (Taurine Acid), 2-Hexyldecanoic Acid, 2-Hydroxyhippuric Acid, 3-(4-Hydroxyphenyl)propionic Acid, 3-Methylcrotonic Acid, 3,3-Diphenylpropionic Acid, 3,4-Dihydroxybenzoic Acid (Protocatechuic Acid), 3,7-Dimethyloctanoic Acid, 4-Hydroxybenzenesulfonic Acid, 4-Hydroxybenzoic Acid, 4-Methylhexanoic Acid, 4-Methyloctanoic Acid, 4-Methylvaleric Acid, 5-Norbornene-2-carboxylic Acid, 8-[(2-hydroxybenzoyl)amino]octanoic acid, Abietic Acid, Acetic Acid, Acetylcysteine, Aconitic Acid, Arachidonic Acid, Behenic Acid, Benzoic Acid, Caffeic Acid, Chenodeoxycholic Acid, Cis-Cinnamic acid, Citric Acid, Citronellic Acid, Crotonic Acid, D-(+)-Galactonic Acid, Decanoic Acid, Deoxy-cholic Acid, Dihydrocaffeic Acid, DL-2-Phenylpropionic (Hydratropic) Acid, DL-Tartaric Acid, DL-Tropic Acid, Eicosanedioic Acid, Eicosapentanoic Acid (EPA), Elaidic Acid, Ellagic Acid, Erucic Acid, Ethylenediaminetetraacetic Acid (EDTA), Formic Acid, Fumaric Acid, Geranic Ac-id, Glutaric Acid, Glycolic Acid, Heptanoic Acid, Hexanoic Acid, Hydrocinnamic Acid (3-Phenylpropionic Acid), Isobutyric Acid, Isovaleric Acid, L-(+)-Tartaric Acid, L-Ascorbic Acid, L-Aspartic Acid, L-Glutamic Acid, L-Glutathione reduced, Lactic Acid, Lauric Acid, Levulinic Acid, Linoleic Acid, Linolenic Acid, Lithocholic Acid, Maleic Acid, Malic Acid, Malonic Acid, Mandelic acid, Mesaconic Acid, Nicotinic Acid, Nonanoic Acid, Octanoic Acid, Oleic Acid, Oxalic Acid, p-Coumaric Acid, p-Toluenesulfonic Acid, Palmitic Acid, Perillic Acid, Phosphoric Acid, Pimelic Acid, Pivalic Acid, Propionic Acid, Pyroglutamic Acid, Pyruvic Acid, Ricinoleic Acid, Salicylic Acid (2-Hydroxybenzoic Acid), Sinapinic Acid (3,5-Dimethoxy-4-Hydroxycinnamic Acid), Sorbic Acid, Stearic acid, Succinic Acid, Syringic Acid, Tiglic Acid, Trans-2-Decenoic Acid, Trans-2-Hexenoic Acid, Trans-2-Octenoic Acid, Trans-3-Octenoic Acid, Trans-7-Octenoic Acid, Trans-Cinnamic Acid, Trans-Ferulic Acid, Undecanoic Acid, Valeric Acid, Vanillic Acid, and α -Ketoglutaric Acid.

227. The composition of any one of claims 223-226, wherein the one or more ionic liquid independently comprises an anion selected from the group consisting of glycolic acid, tartaric acid, malic acid, hydrocinnamic acid, citric acid, cinnamic acid, mandelic acid, mesaconic acid, ricinoleic acid, linoleic acid, and tiglic acid.

228. The composition of any one of claims 223-225, wherein the one or more ionic liquid independently comprises an anion selected from the group consisting of cinnamic acid, mandelic acid, citric acid, ricinoleic acid, linoleic acid, and tiglic acid.

229. The composition of any one of claims 223-228, wherein the one or more ionic liquid independently comprises choline or choline derivative-cinnamic acid, choline or choline derivative-mandelic acid, choline or choline derivative-citric acid, choline or choline derivative-ricinoleic acid, choline or choline derivative-linoleic acid, or choline or choline derivative-tiglic acid.
230. The composition of any one of claims 223-228, wherein the one or more ionic liquid independently comprises carnitine-cinnamic acid, carnitine-mandelic acid, carnitine-citric acid, carnitine-ricinoleic acid, carnitine-linoleic acid, or carnitine-tiglic acid.
231. The composition of any one of claims 223-228, wherein the one or more ionic liquid independently comprises acetylcholine-cinnamic acid, acetylcholine-mandelic acid, acetylcholine-citric acid, acetylcholine-ricinoleic acid, acetylcholine-linoleic acid, or acetylcholine-tiglic acid.
232. The composition of any one of claims 223-231, further comprising at least one permeation enhancer.
233. The composition of claim 232, wherein the at least one permeation enhancer is selected from the group consisting of salcaprozate sodium (SNAC), sodium caprylate, sodium caprate, a bile salt, ethylenediaminetetraacetic acid (EDTA), ethylene glycol-bis-(2-aminoethylether)-N,N,N',N'-tetraacetic acid (EGTA), and 3-[N,N-Dimethyl(3-palmitoylamino)propyl]-ammonio]-propanesulfonate (PPS), and any combination thereof.
234. The composition of claim 233, wherein the bile salt is selected from the group consisting of sodium deoxycholate, sodium chenodeoxycholate, sodium taurodeoxycholate, and a combination thereof.
235. The composition of any one of claims 223-234, further comprising at least one pharmaceutically acceptable excipient.
236. A composition comprising a therapeutic agent, and one or more ionic liquid, wherein the therapeutic agent is:
- (i) an GLP-1 analog or functional variant thereof or mimetic thereof, Liraglutide, Exenatide, Peptide tyrosine tyrosine (YY), glucagon, gastric inhibitory polypeptide (GIP), or amylin;
 - (ii) an amylin or mimetic or analog thereof, or an amylin analog or functional variant thereof or mimetic or analog thereof;
 - (iii) wherein the therapeutic agent is an antibody or an antibody fragment thereof; or
 - (iv) a dual GIP/GLP-1 receptor agonist or functional variant thereof.
237. The composition of claim 236, wherein the one or more ionic liquid independently comprises a cation selected from the group consisting of aminoguanidine, choline or choline derivative, carnitine, acetylcholine, ammonium, tetramethyl ammonium, tetraethyl ammonium, tetrabutyl ammonium, and guanidine derivatives.

238. The composition of claim 236 or 237, wherein the one or more ionic liquid independently comprises choline or choline derivative, carnitine, or acetylcholine.

239. The composition of any one of claims 236-238, wherein the one or more ionic liquid independently comprises an anion selected from the group consisting of (R)- α -Lipoic Acid, 12-Hydroxystearic Acid, 2-(4-Isobutylphenyl)propionic Acid, 2-(4,4-Dimethyl-2-pentanyl)-5,7,7-trimethyloctanoic Acid, 2-Aminoethanesulfonic Acid (Taurine Acid), 2-Hexyldecanoic Acid, 2-Hydroxyhippuric Acid, 3-(4-Hydroxyphenyl)propionic Acid, 3-Methylcrotonic Acid, 3,3-Diphenylpropionic Acid, 3,4-Dihydroxybenzoic Acid (Protocatechuic Acid), 3,7-Dimethyloctanoic Acid, 4-Hydroxybenzenesulfonic Acid, 4-Hydroxybenzoic Acid, 4-Methylhexanoic Acid, 4-Methyloctanoic Acid, 4-Methylvaleric Acid, 5-Norbornene-2-carboxylic Acid, 8-[(2-hydroxybenzoyl)amino]octanoic acid, Abietic Acid, Acetic Acid, Acetylcysteine, Aconitic Acid, Arachidonic Acid, Behenic Acid, Benzoic Acid, Caffeic Acid, Chenodeoxycholic Acid, Cis-Cinnamic acid, Citric Acid, Citronellic Acid, Crotonic Acid, D-(+)-Galactonic Acid, Decanoic Acid, Deoxy-cholic Acid, Dihydrocaffeic Acid, DL-2-Phenylpropionic (Hydratropic) Acid, DL-Tartaric Acid, DL-Tropic Acid, Eicosanedioic Acid, Eicosapentanoic Acid (EPA), Elaidic Acid, Ellagic Acid, Erucic Acid, Ethylenediaminetetraacetic Acid (EDTA), Formic Acid, Fumaric Acid, Geranic Ac-id, Glutaric Acid, Glycolic Acid, Heptanoic Acid, Hexanoic Acid, Hydrocinnamic Acid (3-Phenylpropionic Acid), Isobutyric Acid, Isovaleric Acid, L-(+)-Tartaric Acid, L-Ascorbic Acid, L-Aspartic Acid, L-Glutamic Acid, L-Glutathione reduced, Lactic Acid, Lauric Acid, Levulinic Acid, Linoleic Acid, Linolenic Acid, Lithocholic Acid, Maleic Acid, Malic Acid, Malonic Acid, Mandelic acid, Mesoconic Acid, Nicotinic Acid, Nonanoic Acid, Octanoic Acid, Oleic Acid, Oxalic Acid, p-Coumaric Acid, p-Toluenesulfonic Acid, Palmitic Acid, Perillic Acid, Phosphoric Acid, Pimelic Acid, Pivalic Acid, Propionic Acid, Pyroglutamic Acid, Pyruvic Acid, Ricinoleic Acid, Salicylic Acid (2-Hydroxybenzoic Acid), Sinapinic Acid (3,5-Dimethoxy-4-Hydroxycinnamic Acid), Sorbic Acid, Stearic acid, Succinic Acid, Syringic Acid, Tiglic Acid, Trans-2-Decenoic Acid, Trans-2-Hexenoic Acid, Trans-2-Octenoic Acid, Trans-3-Octenoic Acid, Trans-7-Octenoic Acid, Trans-Cinnamic Acid, Trans-Ferulic Acid, Undecanoic Acid, Valeric Acid, Vanillic Acid, and α -Ketoglutaric Acid.

240. The composition of any one of claims 236-239, wherein the one or more ionic liquid independently comprises an anion selected from the group consisting of glycolic acid, tartaric acid, malic acid, hydrocinnamic acid, citric acid, cinnamic acid, mandelic acid, mesaconic acid, ricinoleic acid, linoleic acid, and tiglic acid.

241. The composition of any one of claims 236-239, wherein the one or more ionic liquid independently comprises an anion selected from the group consisting of cinnamic acid, mandelic acid, citric acid, ricinoleic acid, linoleic acid, and tiglic acid.
242. The composition of any one of claims 236-241, wherein the one or more ionic liquid independently comprises choline or choline derivative-cinnamic acid, choline or choline derivative-mandelic acid, choline or choline derivative-citric acid, choline or choline derivative-ricinoleic acid, choline or choline derivative-linoleic acid, or choline or choline derivative-tiglic acid.
243. The composition of any one of claims 236-241, wherein the one or more ionic liquid independently comprises carnitine-cinnamic acid, carnitine-mandelic acid, carnitine-citric acid, carnitine-ricinoleic acid, carnitine-linoleic acid, or carnitine-tiglic acid.
244. The composition of any one of claims 236-241, wherein the one or more ionic liquid independently comprises acetylcholine-cinnamic acid, acetylcholine-mandelic acid, acetylcholine-citric acid, acetylcholine-ricinoleic acid, acetylcholine-linoleic acid, or acetylcholine-tiglic acid.
245. The composition of any one of claims 236-244, wherein the solubility of the therapeutic agent is increased relative to a therapeutic agent in a composition without a ionic liquid.
246. The composition of any one of claims 236-245, wherein the delivery efficiency of the therapeutic agent in a subject in need thereof is enhanced or improved when administered to the subject, relative to a therapeutic agent in a composition without a ionic liquid.
247. The composition of any one of claims 236-246, further comprising at least one permeation enhancer.
248. The composition of claim 247, wherein the at least one permeation enhancer is selected from the group consisting of salcaprozate sodium (SNAC), sodium caprylate, sodium caprate, a bile salt, ethylenediaminetetraacetic acid (EDTA), ethylene glycol-bis-(2-aminoethylether)-N,N,N',N'-tetraacetic acid (EGTA), and 3-[N,N-Dimethyl(3-palmitoylamino)propyl]-ammonio]-propanesulfonate (PPS), and any combination thereof.
249. The composition of claim 248, wherein the bile salt is selected from the group consisting of sodium deoxycholate, sodium chenodeoxycholate, sodium taurodeoxycholate, and a combination thereof.
250. A pharmaceutical composition comprising the compound of any one of claims 1-222 or the composition of any one of claims 223-249, and at least one pharmaceutically acceptable excipient.
251. The pharmaceutical composition of claim 250, further comprising at least one permeation enhancer.
252. The pharmaceutical composition of claim 251, wherein the at least one permeation enhancer is selected from the group consisting of salcaprozate sodium (SNAC), sodium caprylate, sodium

caprate, a bile salt, ethylenediaminetetraacetic acid (EDTA), ethylene glycol-bis-(2-aminoethylether)-N,N,N',N'-tetraacetic acid (EGTA), and 3-[N,N-Dimethyl(3-palmitoylamino)propyl]-ammonio]-propanesulfonate (PPS), and any combination thereof.

253. The pharmaceutical composition of claim 252, wherein the bile salt is selected from the group consisting of sodium deoxycholate, sodium chenodeoxycholate, sodium taurodeoxycholate, and a combination thereof.

254. A method of treating a disease or disorder in a subject in need thereof, comprising administering to the subject a therapeutically effective amount of the compound of any one of claims 1-222, the composition of any one of claims 223-249, or the pharmaceutical composition of claim 250-253, wherein the administering is effective to treat the disease or disorder in the subject.

255. The method of claim 254, wherein the disease or disorder is a metabolic disease or disorder.

256. The method of claim 254 or 255, wherein the disease or disorder is diabetes mellitus.

257. The method of any one of claims 254-256, wherein the disease or disorder is type 1 diabetes mellitus (T1DM).

258. The method of any one of claims 254-256, wherein the disease or disorder is type 2 diabetes mellitus (T2DM).

259. The method of any one of claims 254-256, wherein the disease or disorder is non-alcoholic steatohepatitis (NASH).

260. The method of claim 254 or 255, wherein the disease or disorder is obesity or overweight.

261. The method of any one of claims 254-260, wherein the administration activates GIP receptor signaling, GLP-1 receptor signaling, or a combination thereof.

262. The method of any one of claims 254-261, wherein the administration increases or improves glucose-dependent insulin secretion, improves glucose tolerance, or a combination thereof.

263. The method of any one of claims 254-262, wherein the administration increases or improves blood sugar control.

264. The method of any one of claims 254-263, wherein the administration decreases or reduces fasting serum glucose.

265. The method of any one of claims 254-264, wherein the administration decreases or reduces body weight, decreases or reduces food intake, or a combination thereof.

266. The method of any one of claims 254-265, wherein the administration delivers improvement in glycaemic control, body weight, or a combination thereof.

267. The method of claim 254, wherein the disease or disorder is an autoimmune or immunological disease or disorder.

268. The method of claim 254 or 267, wherein the disease or disorder is Crohn's disease, ulcerative colitis, rheumatoid arthritis, ankylosing spondylitis, psoriasis, psoriatic arthritis, Behçet's disease, plaque psoriasis, hidradenitis suppurativa, uveitis, and juvenile idiopathic arthritis, plaque psoriasis, multiple sclerosis, or eosinophilic esophagitis.
269. A method of treating obesity, preventing weight gain, or reducing weight in a subject in need thereof, comprising administering to the subject a therapeutically effective amount of the compound of any one of claims 1-222, the composition of any one of claims 223-249, or the pharmaceutical composition of claim 250-253, wherein the administering is effective to treat the disease or disorder in the subject.
270. The method of any one of claims 254-269, wherein the composition, the compound, or the pharmaceutical composition is administered via subcutaneous, intravenous, or oral administration.
271. The method of any one of claims 254-270, wherein the composition, the compound, or the pharmaceutical composition is administered orally.
272. The method of any one of claims 254-271, wherein the composition, the compound, or the pharmaceutical composition is administered as a liquid-filled capsule.
273. The method of any one of claims 254-272, wherein the composition, the compound, or the pharmaceutical composition is administered in multiple doses.
274. The method of any one of claims 254-272, wherein the composition, the compound, or the pharmaceutical composition is administered in a single dose.
275. The method of any one of claims 254-274, wherein the composition, the compound, or the pharmaceutical composition is administered to a mucus membrane.
276. The method of any one of claims 254-275, wherein the composition, the compound, or the pharmaceutical composition is administered via subcutaneous, intravenous, or oral administration.
277. The method of any one of claims 254-276, wherein the concentration of the compound of any one of claims 101-222 is at least 0.1% weight per volume.
278. The method of any one of claims 254-277, wherein the concentration of the compound of any one of claims 101-222 is at least 0.05M.
279. The method of any one of claims 254-278, wherein the composition further comprises one or more additional agents.
280. The method of claim 279, wherein the one or more additional agent is selected from the group consisting of a nucleic acid, a small molecule, and a polypeptide.
281. The method of claim 280, wherein the one or more additional agent is a nucleic acid.
282. The method of claim 280, wherein the one or more additional agent is a small molecule.
283. The method of claim 280, wherein the one or more additional agent is a polypeptide.

284. The method of claim 280, wherein the one or more additional agent is a polypeptide.

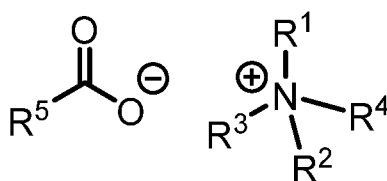
285. The method of any one of claims 279-284, wherein the one or more additional agents is a therapeutic that treats a metabolic disease or disorder.

286. The method of any one of claims 279-285, wherein the one or more additional agents is a therapeutic that treats diabetes mellitus.

287. The method of any one of claims 279-286, wherein the one or more additional agents is a therapeutic that treats type 2 diabetes mellitus (T2DM).

288. The method of any one of claims 279-285, wherein the one or more additional agents is a therapeutic that treats obesity or overweight.

289. A method of increasing the solubility of a therapeutic agent comprising: preparing a composition comprising a compound according to Formula I:



Formula I,

wherein:

R¹, R², and R³ are independently C₁-C₅ alkyl;

R⁴ is C₂-C₅ alkyl, wherein the C₂-C₅ alkyl is unsubstituted or substituted with 1 or more hydroxyl; and

R⁵ is the therapeutic agent;

wherein the therapeutic agent is:

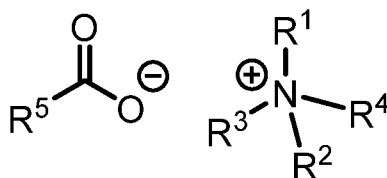
(i) an GLP-1 analog or functional variant thereof or mimetic thereof, Liraglutide, Exenatide, Peptide tyrosine tyrosine (YY), glucagon, gastric inhibitory polypeptide (GIP), or amylin;

(ii) an amylin or mimetic or analog thereof, or an amylin analog or functional variant thereof or mimetic or analog thereof;

(iii) wherein the therapeutic agent is an antibody or an antibody fragment thereof;

(iv) a dual GIP/GLP-1 receptor agonist or functional variant thereof.

290. A method of enhancing or improving the delivery efficiency of a therapeutic agent in a subject in need thereof comprising preparing a composition comprising a compound according to Formula I:



Formula I,

wherein:

R^1 , R^2 , and R^3 are independently C_1 - C_5 alkyl;

R^4 is C_2 - C_5 alkyl, wherein the C_2 - C_5 alkyl is unsubstituted or substituted with 1 or more hydroxyl; and

R^5 is the therapeutic agent;

wherein the therapeutic agent is:

(i) an GLP-1 analog or functional variant thereof or mimetic thereof, Liraglutide, Exenatide, Peptide tyrosine tyrosine (YY), glucagon, gastric inhibitory polypeptide (GIP), or amylin;

(ii) an amylin or mimetic or analog thereof, or an amylin analog or functional variant thereof or mimetic or analog thereof;

(iii) wherein the therapeutic agent is an antibody or an antibody fragment thereof;

(iv) a dual GIP/GLP-1 receptor agonist or functional variant thereof.

291. The method of claim 289 or 290, wherein R^1 , R^2 , and R^3 are methyl.

292. The method of claim 289 or 290, wherein R^1 , R^2 , and R^3 are ethyl.

293. The method of claim 289 or 290, wherein R^1 , R^2 , and R^3 are propyl.

294. The method of claim 289 or 290, wherein R^1 and R^2 are methyl, and R^3 is ethyl.

295. The method of claim 289 or 290, wherein R^1 and R^3 are methyl, and R^2 is ethyl.

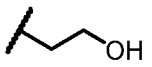
296. The method of claim 289 or 290, wherein R^1 and R^2 are ethyl, and R^3 is methyl.

297. The method of claim 289 or 290, wherein R^1 and R^3 are ethyl, and R^2 is methyl.

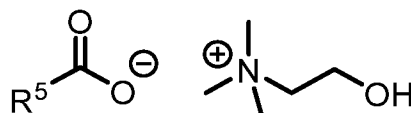
298. The method of claim 289 or 290, wherein R^1 and R^2 are propyl, and R^3 is methyl.

299. The method of claim 289 or 290, wherein R^1 and R^3 are propyl, and R^2 is methyl.

300. The method of any one of claims 289-299, wherein R^4 is C_2 - C_5 alkyl substituted with a hydroxyl.

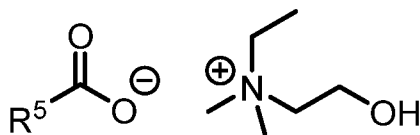
301. The method of any one of claims 289-300, wherein R^4 is .

302. The method of any one of claims 289-301, wherein the compound is according to Formula Ia:



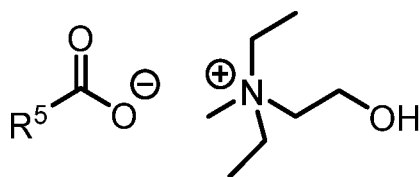
Formula Ia.

303. The method of any one of claims 289-301, wherein the compound is according to Formula Ib:



Formula Ib.

304. The method of any one of claims 289-301, wherein the compound is according to Formula Ic:



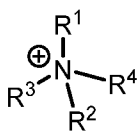
Formula Ic.

305. The method of any one of claims 289-304, wherein the therapeutic agent is the GLP-1 analog or functional variant thereof or mimetic thereof, Liraglutide, Exenatide, Peptide tyrosine tyrosine (YY), glucagon, gastric inhibitory polypeptide (GIP), or amylin.

306. The method of any one of claims 289-305, wherein the therapeutic agent is an GLP-1 analog or functional variant thereof or mimetic thereof.

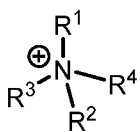
307. The method of any one of claims 305 or 306, wherein the compound comprises the structure as shown in FIG. 16.

308. The method of claim 305 or 306, wherein the compound comprises a $R^5-C(=O)-O^-$ to



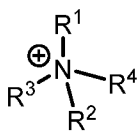
molar ratio of from about 1:1 to about 1:60.

309. The method of any one of claims 305-308, wherein the compound comprises a $R^5-C(=O)-O^-$ to

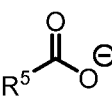
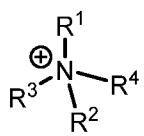


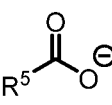
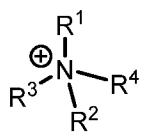
molar ratio of from about 1:1 to about 1:30.

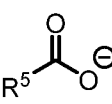
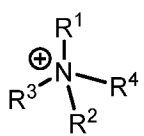
310. The method of any one of claims 305-309, wherein the compound comprises a $R^5-C(=O)-O^-$ to

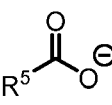
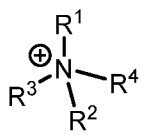


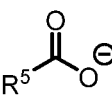
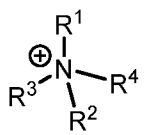
molar ratio of about 1:1.

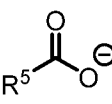
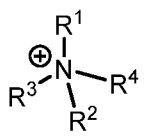
311. The method of any one of claims 305-309, wherein the compound comprises a R^5  to  molar ratio of about 1:3.

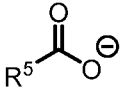
312. The method of any one of claims 305-309, wherein the compound comprises a R^5  to  molar ratio of about 1:4.

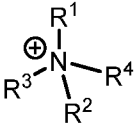
313. The method of any one of claims 305-309, wherein the compound comprises a R^5  and  molar ratio of about 1:7.

314. The method of any one of claims 305-309, wherein the compound comprises a R^5  and  molar ratio of about 1:12.

315. The method of any one of claims 305-309, wherein the compound comprises a R^5  and  molar ratio of about 1:14.

316. The method of any one of claims 305-309, wherein the compound comprises a R^5  and  molar ratio of about 1:28.

317. The method of any one of claims 305-309, wherein the compound comprises a 

and  molar ratio of about 1:56.

318. The method of any one of claims 289-304, wherein the therapeutic agent is an amylin or mimetic or analog thereof, or an amylin analog or functional variant thereof or mimetic or analog thereof.

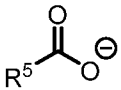
319. The method of any one of claims 289-304 and 318, wherein the therapeutic agent is an amylin analog or functional variant thereof or mimetic or analog thereof.

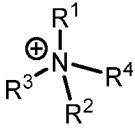
320. The method of any one of claims 289-304, 318, and 319, wherein the therapeutic agent is an amylin analog or functional variant thereof or mimetic or analog thereof having the sequence of: [diacid]-[linker]-KCNTATCATQRLANFLVHSSNFGPILPPTNVGSNTY-amide.

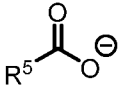
321. The method of any one of claims 289-304 and 318-320, wherein the therapeutic agent is an amylin analog or functional variant thereof or mimetic or analog thereof having the structure as shown in FIG. 2, FIG. 3, or FIG. 4.

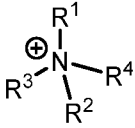
322. The method of any one of claims 318-321, wherein the therapeutic agent is an amylin analog or functional variant thereof or mimetic or analog thereof comprising an amino acid substitution of N14E, V17R, Y37P, F15E, L16E, V17E, or any combination thereof.

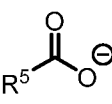
323. The method of any one of claims 318-322, wherein the therapeutic agent is an amylin analog or functional variant thereof or mimetic or analog thereof comprising an amino acid substitution of N14E.

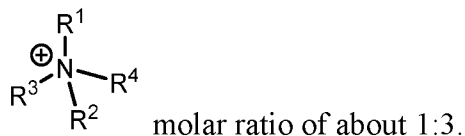
324. The method of any one of claims 318-323, wherein the compound comprises a  to

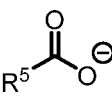
 molar ratio of from about 1:1 to about 1:30.

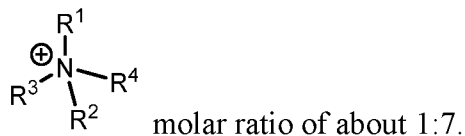
325. The method of any one of claims 318-324, wherein the compound comprises a  to

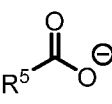
 molar ratio of about 1:1.

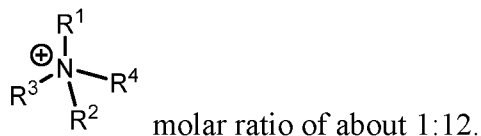
326. The method of any one of claims 318-325, wherein the compound comprises a R^5  to

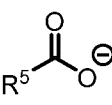


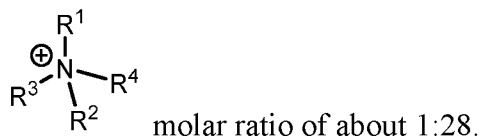
327. The method of any one of claims 318-326, wherein the compound comprises a R^5  and



328. The method of any one of claims 318-327, wherein the compound comprises a R^5  to



329. The method of any one of claims 318-328, wherein the compound comprises a R^5  and



330. The method of any one of claims 289-304, wherein the therapeutic agent is an antibody or an antibody fragment thereof.

331. The method of any one of claims 289-304 and 330, wherein the therapeutic agent is any one selected from the group consisting of infliximab or an antibody fragment thereof, adalimumab or an antibody fragment thereof, ustekinumab or an antibody fragment thereof, golimumab or an antibody fragment thereof, natalizumab or an antibody fragment thereof, vedolizumab or an antibody fragment thereof, and certolizumab pegol or an antibody fragment thereof.

332. The method of any one of claims 289-304, 330, and 331, wherein the therapeutic agent comprises:

- (i) a sequence with at least 75% sequence identity to the sequence of SEQ ID NO: 1 or SEQ ID NO: 24, a sequence with at least 75% sequence identity to the sequence of SEQ ID NO: 2, or a combination thereof;

- (ii) a sequence with at least 75% sequence identity to the sequence of SEQ ID NO: 3, SEQ ID NO: 4, or SEQ ID NO: 5, a sequence with at least 75% sequence identity to the sequence of SEQ ID NO: 6 or SEQ ID NO: 7, or any combination thereof;
- (iii) a sequence with at least 75% sequence identity to the sequence of SEQ ID NO: 8, a sequence with at least 75% sequence identity to the sequence of SEQ ID NO: 9, or a combination thereof;
- (iv) a sequence with at least 75% sequence identity to the sequence of SEQ ID NO: 10, a sequence with at least 75% sequence identity to the sequence of SEQ ID NO: 11, or a combination thereof;
- (v) a sequence with at least 75% sequence identity to the sequence of SEQ ID NO: 12 or SEQ ID NO: 13, a sequence with at least 75% sequence identity to the sequence of SEQ ID NO: 14 or SEQ ID NO: 15, or any combination thereof;
- (vi) a sequence with at least 75% sequence identity to the sequence of SEQ ID NO: 16, a sequence with at least 75% sequence identity to the sequence of SEQ ID NO: 17, or a combination thereof; or
- (vii) a sequence with at least 75% sequence identity to the sequence of SEQ ID NO: 18, a sequence with at least 75% sequence identity to the sequence of SEQ ID NO: 19, or a combination thereof.

333. The method of any one of claims 289-304 and 330-332, wherein the therapeutic agent comprises:

- (i) the sequence of SEQ ID NO: 1 or SEQ ID NO: 24, the sequence of SEQ ID NO: 2, or a combination thereof;
- (ii) the sequence of SEQ ID NO: 3, SEQ ID NO: 4, or SEQ ID NO: 5, the sequence of SEQ ID NO: 6 or SEQ ID NO: 7, or any combination thereof;
- (iii) the sequence of SEQ ID NO: 8, the sequence of SEQ ID NO: 9, or a combination thereof;
- (iv) the sequence of SEQ ID NO: 10, the sequence of SEQ ID NO: 11, or a combination thereof;
- (v) the sequence of SEQ ID NO: 12 or SEQ ID NO: 13, the sequence of SEQ ID NO: 14 or SEQ ID NO: 15, or any combination thereof;
- (vi) the sequence of SEQ ID NO: 16, the sequence of SEQ ID NO: 17, or a combination thereof; or
- (vii) the sequence of SEQ ID NO: 18, the sequence of SEQ ID NO: 19, or a combination thereof.

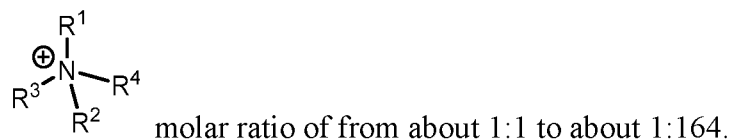
334. The method of any one of claims 289-304 and 330-333, wherein the therapeutic agent comprises:

- (i) the sequence of SEQ ID NO: 1 or SEQ ID NO: 24, and the sequence of SEQ ID NO: 2;
- (ii) the sequence of SEQ ID NO: 3 and the sequence of SEQ ID NO: 6, the sequence of SEQ ID NO: 4 and the sequence of SEQ ID NO: 6, or the sequence of SEQ ID NO: 5 and SEQ ID NO: 7;
- (iii) the sequence of SEQ ID NO: 8 and the sequence of SEQ ID NO: 9;
- (iv) the sequence of SEQ ID NO: 10 and the sequence of SEQ ID NO: 11;
- (v) the sequence of SEQ ID NO: 12 and the sequence of SEQ ID NO: 14, or the sequence of SEQ ID NO: 13 and the sequence of SEQ ID NO: 15;
- (vi) the sequence of SEQ ID NO: 16 and the sequence of SEQ ID NO: 17; or
- (vii) the sequence of SEQ ID NO: 18 and the sequence of SEQ ID NO: 19.

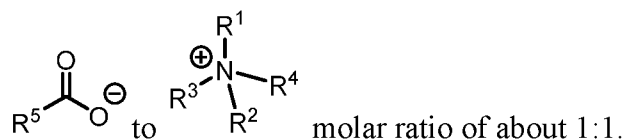
335. The method of any one of claims 289-304 and 330-334, wherein the therapeutic agent is infliximab or an antibody fragment thereof.

336. The method of any one of claims 289-304 and 330-335, wherein the therapeutic agent comprises the sequence of SEQ ID NO: 1 or SEQ ID NO: 24, and the sequence of SEQ ID NO: 2.

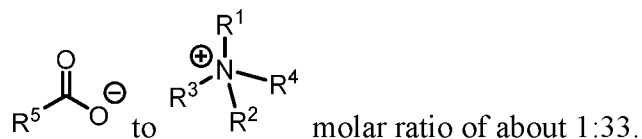
337. The method of claim 335 or 336, wherein the compound comprises a $R^5-C(=O)O^-$ to



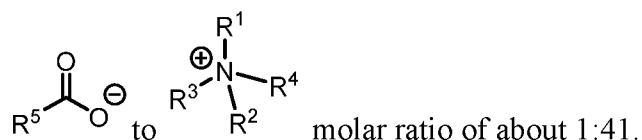
338. The method of any one of claim 335, 336, and 337, wherein the compound comprises a



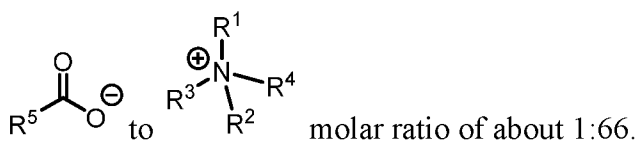
339. The method of any one of claim 335, 336, and 337, wherein the compound comprises a



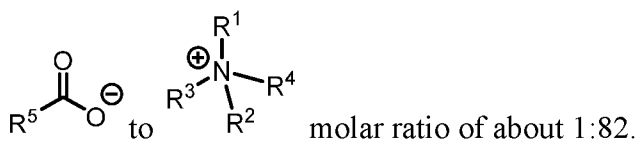
340. The method of any one of claim 335, 336, and 337, wherein the compound comprises a



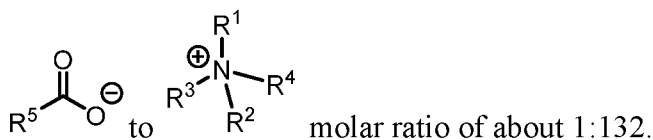
341. The method of any one of claim 335, 336, and 337, wherein the compound comprises a



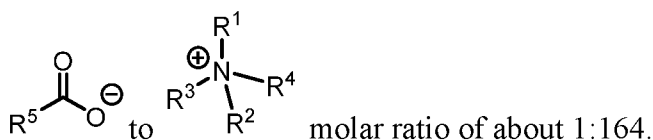
342. The method of any one of claim 335, 336, and 337, wherein the compound comprises a



343. The method of any one of claim 335, 336, and 337, wherein the compound comprises a



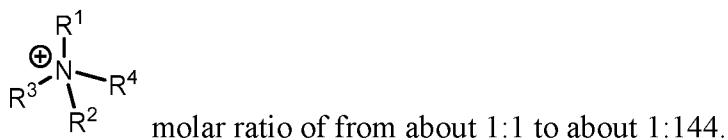
344. The method of any one of claim 335, 336, and 337, wherein the compound comprises a



345. The method of any one of claims 289-304 and 330-334, wherein the therapeutic agent is adalimumab or an antibody fragment thereof.

346. The method of any one of claims 289-304, 330-334, and 345, wherein the therapeutic agent comprises the sequence of SEQ ID NO: 3 and the sequence of SEQ ID NO: 6, the sequence of SEQ ID NO: 4 and the sequence of SEQ ID NO: 6, or the sequence of SEQ ID NO: 5 and SEQ ID NO: 7.

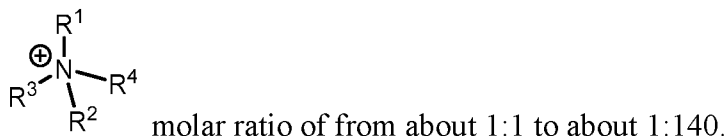
347. The method of claim 345 or 346, wherein the compound comprises a $\text{R}^5\text{C}(=\text{O})\text{O}^-$ to



348. The method of any one of claims 289-304 and 330-334, wherein the therapeutic agent is ustekinumab or an antibody fragment thereof.

349. The method of any one of claims 289-304, 330-334, and 348, wherein the therapeutic agent comprises the sequence of SEQ ID NO: 8 and the sequence of SEQ ID NO: 9.

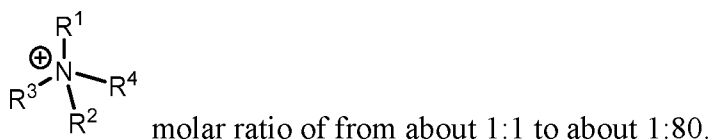
350. The method of claim 348 or 349, wherein the compound comprises a $R^5-C(=O)O^-$ to



351. The method of any one of claims 289-304 and 330-334, wherein the therapeutic agent is golimumab or an antibody fragment thereof.

352. The method of any one of claims 289-304, 330-334, and 351, wherein the therapeutic agent comprises the sequence of SEQ ID NO: 10 and the sequence of SEQ ID NO: 11.


353. The method of claim 351 or 352, wherein the compound comprises a $R^5-C(=O)O^-$ to



354. The method of any one of claims 289-304 and 330-334, wherein the therapeutic agent is natalizumab or an antibody fragment thereof.

355. The method of any one of claims 289-304, 330-334, and 354, wherein the therapeutic agent comprises the sequence of SEQ ID NO: 12 and the sequence of SEQ ID NO: 14, or the sequence of SEQ ID NO: 13 and the sequence of SEQ ID NO: 15.


356. The method of claim 354 or 355, wherein the compound comprises a $R^5-C(=O)O^-$ to



357. The method of any one of claims 289-304 and 330-334, wherein the therapeutic agent is vedolizumab or an antibody fragment thereof.

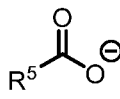
358. The method of any one of claims 289-304, 330-334, and 357, wherein the therapeutic agent comprises the sequence of SEQ ID NO: 16 and the sequence of SEQ ID NO: 17.

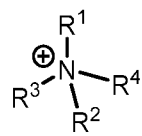
359. The method of claim 357 or 358, wherein the compound comprises a $R^5-C(=O)O^-$ to



360. The method of any one of claims 289-304 and 330-334, wherein the therapeutic agent is certolizumab pegol or an antibody fragment thereof.

361. The method of any one of claims 289-304, 330-334, and 360, wherein the therapeutic agent comprises the sequence of SEQ ID NO: 18 and the sequence of SEQ ID NO: 19.

362. The method of claim 360 and 361, wherein the compound comprises a R^5  to



molar ratio of from about 1:1 to about 1:70.

363. The method of any one of claims 289-304, wherein the therapeutic agent is the dual GIP/GLP-1 receptor agonist or functional variant thereof.

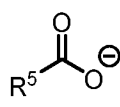
364. The method of claim 363, wherein R^5 comprises a sequence with at least 75% sequence identity to the sequence of SEQ ID NO: 25.

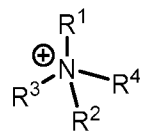
365. The method of claims 363 or 364, wherein R^5 comprises the sequence of SEQ ID NO: 25.

366. The method of any one of claims 363-365, wherein R^5 comprises C20 diacid- γ -Glu-(AEEA)₂ attached to a residue of a sequence with at least 75% sequence identity to the sequence of SEQ ID NO: 25.

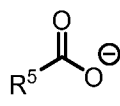
367. The method of any one of claims 363-366, wherein R^5 comprises C20 diacid- γ -Glu-(AEEA)₂ attached to a residue of the sequence of SEQ ID NO: 25.

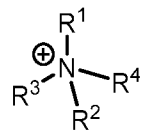
368. The method of any one of claims 363-367, wherein R^5 comprises C20 diacid- γ -Glu-(AEEA)₂ attached to the Lys residue at the position 20 from the N-terminus of the sequence of SEQ ID NO: 25.

369. The method of any one of claims 363-368, wherein the compound comprises a R^5  to

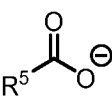


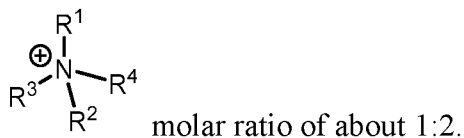
molar ratio of from about 1:1 to about 1:20.

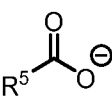
370. The method of any one of claims 363-368, wherein the compound comprises a R^5  to

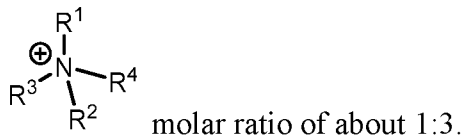


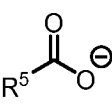
molar ratio of about 1:1.

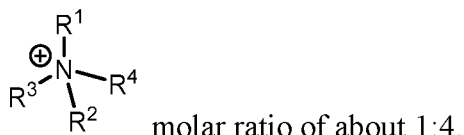
371. The method of any one of claims 363-368, wherein the compound comprises a R^5  to

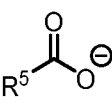


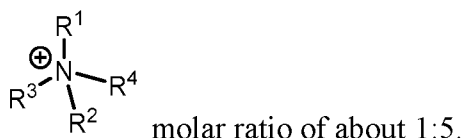
372. The method of any one of claims 363-368, wherein the compound comprises a R^5  to

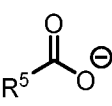


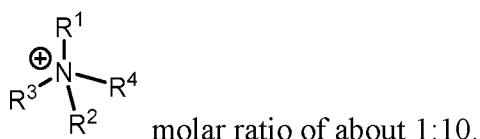
373. The method of any one of claims 363-368, wherein the compound comprises a R^5  to

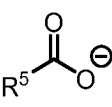


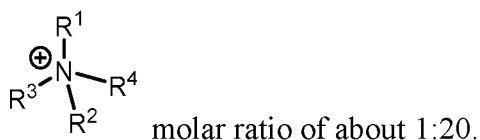
374. The method of any one of claims 363-368, wherein the compound comprises a R^5  to



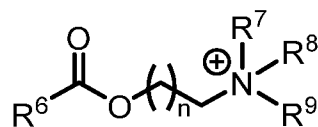
375. The method of any one of claims 363-368, wherein the compound comprises a R^5  to



376. The method of any one of claims 363-368, wherein the compound comprises a R^5  to



377. A method of increasing the solubility of a therapeutic agent comprising preparing a composition comprising a compound according to Formula II:



Formula II,

wherein:

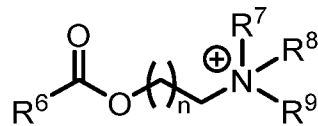
R⁶ is the therapeutic agent, wherein the therapeutic agent is:

- (i) an GLP-1 analog or functional variant thereof or mimetic thereof, Liraglutide, Exenatide, Peptide tyrosine tyrosine (YY), glucagon, gastric inhibitory polypeptide (GIP), or amylin;
- (ii) an amylin or mimetic or analog thereof, or an amylin analog or functional variant thereof or mimetic or analog thereof;
- (iii) an antibody or an antibody fragment thereof; or
- (iv) a dual GIP/GLP-1 receptor agonist or functional variant thereof;

R⁷, R⁸, and R⁹ are independently unsubstituted or substituted C₁-C₅ alkyl; and

n is 1, 2, 3, 4, or 5.

378. A method of enhancing or improving the delivery efficiency a therapeutic agent in a subject in need thereof comprising preparing a composition comprising compound according to Formula II:



Formula II,

wherein:

R⁶ is the therapeutic agent, wherein the therapeutic agent is:

- (i) an GLP-1 analog or functional variant thereof or mimetic thereof, Liraglutide, Exenatide, Peptide tyrosine tyrosine (YY), glucagon, gastric inhibitory polypeptide (GIP), or amylin;
- (ii) an amylin or mimetic or analog thereof, or an amylin analog or functional variant thereof or mimetic or analog thereof;
- (iii) an antibody or an antibody fragment thereof; or
- (iv) a dual GIP/GLP-1 receptor agonist or functional variant thereof;

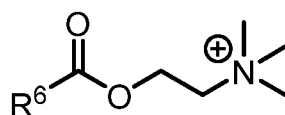
R⁷, R⁸, and R⁹ are independently unsubstituted or substituted C₁-C₅ alkyl; and

n is 1, 2, 3, 4, or 5, and

administering the composition to the subject.

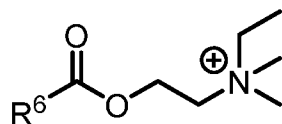
- 379. The method of claim 377 or 378, wherein R⁷, R⁸, and R⁹ are methyl.
- 380. The method of claim 377 or 378, wherein R⁷, R⁸, and R⁹ are ethyl.
- 381. The method of claim 377 or 378, wherein R⁷, R⁸, and R⁹ are propyl.

382. The method of claim 377 or 378, wherein R⁷ and R⁸ are methyl, and R⁹ is ethyl.
383. The method of claim 377 or 378, wherein R⁷ and R⁹ are methyl, and R⁸ is ethyl.
384. The method of claim 377 or 378, wherein R⁷ and R⁸ are ethyl, and R⁹ is methyl.
385. The method of claim 377 or 378, wherein R⁷ and R⁹ are ethyl, and R⁸ is methyl.
386. The method of claim 377 or 378, wherein R⁷ and R⁸ are propyl, and R⁹ is methyl.
387. The method of claim 377 or 378, wherein R⁷ and R⁹ are propyl, and R⁸ is methyl.
388. The method of claim 377 or 378, wherein n is 1.
389. The method of claim 377 or 378, wherein the compound is according to Formula IIa:



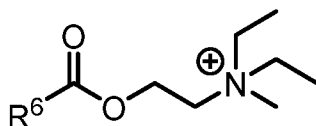
Formula IIa.

390. The method of claim 377 or 378, wherein the compound is according to Formula IIb:



Formula IIb.

391. The method of claim 377 or 378, wherein the compound is according to Formula IIc:



Formula IIc.

392. The method of any one of claims 377-391, wherein the therapeutic agent is the GLP-1 analog or functional variant thereof or mimetic thereof, Liraglutide, Exenatide, Peptide tyrosine tyrosine (YY), glucagon, gastric inhibitory polypeptide (GIP), or amylin.
393. The method of any one of claims 377-392, wherein the therapeutic agent is the GLP-1 analog or functional variant thereof or mimetic thereof.
394. The method of claim 392 or 393, wherein the compound comprises the structure as shown in FIG. 17B.
395. The method of any one of claims 377-391, wherein the therapeutic agent is an amylin or mimetic or analog thereof, or an amylin analog or functional variant thereof or mimetic or analog thereof.
396. The method of any one of claims 377-391 and 395, wherein the therapeutic agent is an amylin analog or functional variant thereof or mimetic or analog thereof.

397. The method of any one of claims 377-391, 395, and 396, wherein the therapeutic agent is an amylin analog or functional variant thereof or mimetic or analog thereof having the sequence of: [diacid]-[linker]-KCNTATCATQRLANFLVHSSNNFGPILPPTNVGSNTY-amide.

398. The method of any one of claims 377-391 and 395-397, wherein the therapeutic agent is an amylin analog or functional variant thereof or mimetic or analog thereof having the structure as shown in FIG. 2, FIG. 3, or FIG. 4.

399. The method of any one of claims 395-398, wherein the therapeutic agent is an amylin analog or functional variant thereof or mimetic or analog thereof comprising an amino acid substitution of N14E, V17R, Y37P, F15E, L16E, V17E, or any combination thereof.

400. The method of any one of claims 395-399, wherein the therapeutic agent is an amylin analog or functional variant thereof or mimetic or analog thereof comprising an amino acid substitution of N14E.

401. The method of any one of claims 377-391, wherein the therapeutic agent is an antibody or an antibody fragment thereof.

402. The method of any one of claims 377-391 and 401, wherein the therapeutic agent is any one selected from the group consisting of infliximab or an antibody fragment thereof, adalimumab or an antibody fragment thereof, ustekinumab or an antibody fragment thereof, golimumab or an antibody fragment thereof, natalizumab or an antibody fragment thereof, vedolizumab or an antibody fragment thereof, and certolizumab pegol or an antibody fragment thereof.

403. The method of any one of claims 377-391, 401, and 402, wherein the therapeutic agent comprises:

- (i) a sequence with at least 75% sequence identity to the sequence of SEQ ID NO: 1 or SEQ ID NO: 24, a sequence with at least 75% sequence identity to the sequence of SEQ ID NO: 2, or a combination thereof;
- (ii) a sequence with at least 75% sequence identity to the sequence of SEQ ID NO: 3, SEQ ID NO: 4, or SEQ ID NO: 5, a sequence with at least 75% sequence identity to the sequence of SEQ ID NO: 6 or SEQ ID NO: 7, or any combination thereof;
- (iii) a sequence with at least 75% sequence identity to the sequence of SEQ ID NO: 8, a sequence with at least 75% sequence identity to the sequence of SEQ ID NO: 9, or a combination thereof;
- (iv) a sequence with at least 75% sequence identity to the sequence of SEQ ID NO: 10, a sequence with at least 75% sequence identity to the sequence of SEQ ID NO: 11, or a combination thereof;

(v) a sequence with at least 75% sequence identity to the sequence of SEQ ID NO: 12 or SEQ ID NO: 13, a sequence with at least 75% sequence identity to the sequence of SEQ ID NO: 14 or SEQ ID NO: 15, or any combination thereof;

(vi) a sequence with at least 75% sequence identity to the sequence of SEQ ID NO: 16, a sequence with at least 75% sequence identity to the sequence of SEQ ID NO: 17, or a combination thereof; or

(vii) a sequence with at least 75% sequence identity to the sequence of SEQ ID NO: 18, a sequence with at least 75% sequence identity to the sequence of SEQ ID NO: 19, or a combination thereof.

404. The method of any one of claims 377-391 and 401-403, wherein the therapeutic agent comprises:

(i) the sequence of SEQ ID NO: 1 or SEQ ID NO: 24, the sequence of SEQ ID NO: 2, or a combination thereof;

(ii) the sequence of SEQ ID NO: 3, SEQ ID NO: 4, or SEQ ID NO: 5, the sequence of SEQ ID NO: 6 or SEQ ID NO: 7, or any combination thereof;

(iii) the sequence of SEQ ID NO: 8, the sequence of SEQ ID NO: 9, or a combination thereof;

(iv) the sequence of SEQ ID NO: 10, the sequence of SEQ ID NO: 11, or a combination thereof;

(v) the sequence of SEQ ID NO: 12 or SEQ ID NO: 13, the sequence of SEQ ID NO: 14 or SEQ ID NO: 15, or any combination thereof;

(vi) the sequence of SEQ ID NO: 16, the sequence of SEQ ID NO: 17, or a combination thereof; or

(vii) the sequence of SEQ ID NO: 18, the sequence of SEQ ID NO: 19, or a combination thereof.

405. The method of any one of claims 377-391 and 401-404, wherein the therapeutic agent comprises:

(i) the sequence of SEQ ID NO: 1 or SEQ ID NO: 24, and the sequence of SEQ ID NO: 2;

(ii) the sequence of SEQ ID NO: 3 and the sequence of SEQ ID NO: 6, the sequence of SEQ ID NO: 4 and the sequence of SEQ ID NO: 6, or the sequence of SEQ ID NO: 5 and SEQ ID NO: 7;

(iii) the sequence of SEQ ID NO: 8 and the sequence of SEQ ID NO: 9;

(iv) the sequence of SEQ ID NO: 10 and the sequence of SEQ ID NO: 11;

(v) the sequence of SEQ ID NO: 12 and the sequence of SEQ ID NO: 14, or the sequence of SEQ ID NO: 13 and the sequence of SEQ ID NO: 15;

(vi) the sequence of SEQ ID NO: 16 and the sequence of SEQ ID NO: 17; or

(vii) the sequence of SEQ ID NO: 18 and the sequence of SEQ ID NO: 19.

406. The method of any one of claims 377-391 and 401-405, wherein the therapeutic agent is infliximab or an antibody fragment thereof.

407. The method of any one of claims 377-391 and 401-406, wherein the therapeutic agent comprises the sequence of SEQ ID NO: 1 or SEQ ID NO: 24, and the sequence of SEQ ID NO: 2.

408. The method of any one of claims 377-391 and 401-405, wherein the therapeutic agent is adalimumab or an antibody fragment thereof.

409. The method of any one of claims 377-391, 401-405, and 131, wherein the therapeutic agent comprises the sequence of SEQ ID NO: 3 and the sequence of SEQ ID NO: 6, the sequence of SEQ ID NO: 4 and the sequence of SEQ ID NO: 6, or the sequence of SEQ ID NO: 5 and SEQ ID NO: 7.

410. The method of any one of claims 377-391 and 401-405, wherein the therapeutic agent is ustekinumab or an antibody fragment thereof.

411. The method of any one of claims 377-391, 401-405, and 410, wherein the therapeutic agent comprises the sequence of SEQ ID NO: 8 and the sequence of SEQ ID NO: 9.

412. The method of any one of claims 377-391 and 401-405, wherein the therapeutic agent is golimumab or an antibody fragment thereof.

413. The method of any one of claims 377-391, 401-405, and 412, wherein the therapeutic agent comprises the sequence of SEQ ID NO: 10 and the sequence of SEQ ID NO: 11.

414. The method of any one of claims 377-391 and 401-405, wherein the therapeutic agent is natalizumab or an antibody fragment thereof.

415. The method of any one of claims 377-391, 401-405, and 414, wherein the therapeutic agent comprises the sequence of SEQ ID NO: 12 and the sequence of SEQ ID NO: 14, or the sequence of SEQ ID NO: 13 and the sequence of SEQ ID NO: 15.

416. The method of any one of claims 377-391 and 401-405, wherein the therapeutic agent is vedolizumab or an antibody fragment thereof.

417. The method of any one of claims 377-391, 401-405, and 416, wherein the therapeutic agent comprises the sequence of SEQ ID NO: 16 and the sequence of SEQ ID NO: 17.

418. The method of any one of claims 377-391 and 401-405, wherein the therapeutic agent is certolizumab pegol or an antibody fragment thereof.

419. The method of any one of claims 377-391, 401-405, and 418, wherein the therapeutic agent comprises the sequence of SEQ ID NO: 18 and the sequence of SEQ ID NO: 19.
420. The method of any one of claims 377-391, wherein the therapeutic agent the GLP-1 analog or functional variant thereof or mimetic thereof, Liraglutide.
421. The method of claim 420, wherein R⁶ comprises a sequence with at least 75% sequence identity to the sequence of SEQ ID NO: 25.
422. The method of claim 420 or 421, wherein R⁶ comprises the sequence of SEQ ID NO: 25.
423. The method of any one of claims 420-422, wherein R⁶ comprises C20 diacid- γ -Glu-(AEEA)₂ attached to a residue of a sequence with at least 75% sequence identity to the sequence of SEQ ID NO: 25.
424. The method of any one of claims 420-423, wherein R⁶ comprises C20 diacid- γ -Glu-(AEEA)₂ attached to a residue of the sequence of SEQ ID NO: 25.
425. The method of any one of claims 420-424, wherein R⁶ comprises C20 diacid- γ -Glu-(AEEA)₂ attached to the Lys residue at the position 20 from the N-terminus of the sequence of SEQ ID NO: 25.
426. The method of any one of claims 289-425, wherein the composition further comprises one or more ionic liquid.
427. The method of claim 426, wherein the one or more ionic liquid independently comprises a cation selected from the group consisting of aminoguanidine, choline or choline derivative, carnitine, acetylcholine, ammonium, tetramethyl ammonium, tetraethyl ammonium, tetrabutyl ammonium, and guanidine derivatives.
428. The method of claim 426, wherein the one or more ionic liquid independently comprises choline or choline derivative, carnitine, or acetylcholine.
429. The method of any one of claims 426-428, wherein the one or more ionic liquid independently comprises an anion selected from the group consisting of (R)- α -Lipoic Acid, 12-Hydroxystearic Acid, 2-(4-Isobutylphenyl)propionic Acid, 2-(4,4-Dimethyl-2-pentanyl)-5,7,7-trimethyloctanoic Acid, 2-Aminoethanesulfonic Acid (Taurine Acid), 2-Hexyldecanoic Acid, 2-Hydroxyhippuric Acid, 3-(4-Hydroxyphenyl)propionic Acid, 3-Methylcrotonic Acid, 3,3-Diphenylpropionic Acid, 3,4-Dihydroxybenzoic Acid (Protocatechuic Acid), 3,7-Dimethyloctanoic Acid, 4-Hydroxybenzenesulfonic Acid, 4-Hydroxybenzoic Acid, 4-Methylhexanoic Acid, 4-Methyloctanoic Acid, 4-Methylvaleric Acid, 5-Norbornene-2-carboxylic Acid, 8-[(2-hydroxybenzoyl)amino]octanoic acid, Abietic Acid, Acetic Acid, Acetylcysteine, Aconitic Acid, Arachidonic Acid, Behenic Acid, Benzoic Acid, Caffeic Acid, Chenodeoxycholic Acid, Cis-Cinnamic acid, Citric Acid, Citronellic Acid, Crotonic Acid, D-(+)-Galactonic Acid, Decanoic

Acid, Deoxy-cholic Acid, Dihydrocaffeic Acid, DL-2-Phenylpropionic (Hydratropic) Acid, DL-Tartaric Acid, DL-Tropic Acid, Eicosanedioic Acid, Eicosapentanoic Acid (EPA), Elaidic Acid, Ellagic Acid, Erucic Acid, Ethylenediaminetetraacetic Acid (EDTA), Formic Acid, Fumaric Acid, Geranic Acid, Glutaric Acid, Glycolic Acid, Heptanoic Acid, Hexanoic Acid, Hydrocinnamic Acid (3-Phenylpropionic Acid), Isobutyric Acid, Isovaleric Acid, L-(+)-Tartaric Acid, L-Ascorbic Acid, L-Aspartic Acid, L-Glutamic Acid, L-Glutathione reduced, Lactic Acid, Lauric Acid, Levulinic Acid, Linoleic Acid, Linolenic Acid, Lithocholic Acid, Maleic Acid, Malic Acid, Malonic Acid, Mandelic acid, Mesaconic Acid, Nicotinic Acid, Nonanoic Acid, Octanoic Acid, Oleic Acid, Oxalic Acid, p-Coumaric Acid, p-Toluenesulfonic Acid, Palmitic Acid, Perillic Acid, Phosphoric Acid, Pimelic Acid, Pivalic Acid, Propionic Acid, Pyroglutamic Acid, Pyruvic Acid, Ricinoleic Acid, Salicylic Acid (2-Hydroxybenzoic Acid), Sinapinic Acid (3,5-Dimethoxy-4-Hydroxycinnamic Acid), Sorbic Acid, Stearic acid, Succinic Acid, Syringic Acid, Tiglic Acid, Trans-2-Decenoic Acid, Trans-2-Hexenoic Acid, Trans-2-Octenoic Acid, Trans-3-Octenoic Acid, Trans-7-Octenoic Acid, Trans-Cinnamic Acid, Trans-Ferulic Acid, Undecanoic Acid, Valeric Acid, Vanillic Acid, and α -Ketoglutaric Acid.

430. The method of any one of claims 426-428, wherein the one or more ionic liquid independently comprises an anion selected from the group consisting of glycolic acid, tartaric acid, malic acid, hydrocinnamic acid, citric acid, cinnamic acid, mandelic acid, mesaconic acid, ricinoleic acid, linoleic acid, and tiglic acid.

431. The method of any one of claims 426-428, wherein the one or more ionic liquid independently comprises an anion selected from the group consisting of cinnamic acid, mandelic acid, citric acid, ricinoleic acid, linoleic acid, and tiglic acid.

432. The method of any one of claims 426-431, wherein the one or more ionic liquid independently comprises choline or choline derivative-cinnamic acid, choline or choline derivative-mandelic acid, choline or choline derivative-citric acid, choline or choline derivative-ricinoleic acid, choline or choline derivative-linoleic acid, or choline or choline derivative-tiglic acid.

433. The method of any one of claims 426-431, wherein the one or more ionic liquid independently comprises carnitine-cinnamic acid, carnitine-mandelic acid, carnitine-citric acid, carnitine-ricinoleic acid, carnitine-linoleic acid, or carnitine-tiglic acid.

434. The method of any one of claims 426-431, wherein the one or more ionic liquid independently comprises acetylcholine-cinnamic acid, acetylcholine-mandelic acid, acetylcholine-citric acid, acetylcholine-ricinoleic acid, acetylcholine-linoleic acid, or acetylcholine-tiglic acid.

435. A method of increasing the solubility of a therapeutic agent comprising preparing a composition comprising the therapeutic agent and one or more ionic liquid,

wherein the therapeutic agent is:

- (i) an GLP-1 analog or functional variant thereof or mimetic thereof, Liraglutide, Exenatide, Peptide tyrosine tyrosine (YY), glucagon, gastric inhibitory polypeptide (GIP), or amylin;
- (ii) an amylin or mimetic or analog thereof, or an amylin analog or functional variant thereof or mimetic or analog thereof;
- (iii) an antibody or an antibody fragment thereof; or
- (iv) a dual GIP/GLP-1 receptor agonist or functional variant thereof.

436. A method of enhancing or improving the delivery efficiency of a therapeutic agent in a subject in need thereof comprising preparing a composition comprising the therapeutic agent and one or more ionic liquid, and

administering the composition to the subject,

wherein the therapeutic agent is:

- (i) an GLP-1 analog or functional variant thereof or mimetic thereof, Liraglutide, Exenatide, Peptide tyrosine tyrosine (YY), glucagon, gastric inhibitory polypeptide (GIP), or amylin;
- (ii) an amylin or mimetic or analog thereof, or an amylin analog or functional variant thereof or mimetic or analog thereof;
- (iii) an antibody or an antibody fragment thereof; or
- (iv) a dual GIP/GLP-1 receptor agonist or functional variant thereof.

437. The method of claim 435 or 436, wherein the one or more ionic liquid independently comprises a cation selected from the group consisting of aminoguanidine, choline or choline derivative, carnitine, acetylcholine, ammonium, tetramethyl ammonium, tetraethyl ammonium, tetrabutyl ammonium, and guanidine derivatives.

438. The method of any one of claims 435-437, wherein the one or more ionic liquid independently comprises choline or choline derivative, carnitine, or acetylcholine.

439. The method of any one of claims 435-438, wherein the one or more ionic liquid independently comprises an anion selected from the group consisting of (R)- α -Lipoic Acid, 12-Hydroxystearic Acid, 2-(4-Isobutylphenyl)propionic Acid, 2-(4,4-Dimethyl-2-pentanyl)-5,7,7-trimethyloctanoic Acid, 2-Aminoethanesulfonic Acid (Taurine Acid), 2-Hexyldecanoic Acid, 2-Hydroxyhippuric Acid, 3-(4-Hydroxyphenyl)propionic Acid, 3-Methylcrotonic Acid, 3,3-Diphenylpropionic Acid, 3,4-Dihydroxybenzoic Acid (Protocatechuic Acid), 3,7-Dimethyloctanoic Acid, 4-Hydroxybenzenesulfonic Acid, 4-Hydroxybenzoic Acid, 4-Methylhexanoic Acid, 4-Methyloctanoic Acid, 4-Methylvaleric Acid, 5-Norbornene-2-carboxylic Acid, 8-[(2-hydroxybenzoyl)amino]octanoic acid, Abietic Acid, Acetic Acid, Acetylcysteine, Aconitic Acid, Arachidonic Acid, Behenic Acid, Benzoic Acid, Caffeic Acid, Chenodeoxycholic Acid, Cis-

Cinnamic acid, Citric Acid, Citronellic Acid, Crotonic Acid, D-(+)-Galactonic Acid, Decanoic Acid, Deoxy-cholic Acid, Dihydrocaffeic Acid, DL-2-Phenylpropionic (Hydratropic) Acid, DL-Tartaric Acid, DL-Tropic Acid, Eicosanedioic Acid, Eicosapentanoic Acid (EPA), Elaidic Acid, Ellagic Acid, Erucic Acid, Ethylenediaminetetraacetic Acid (EDTA), Formic Acid, Fumaric Acid, Geranic Ac-id, Glutaric Acid, Glycolic Acid, Heptanoic Acid, Hexanoic Acid, Hydrocinnamic Acid (3-Phenylpropionic Acid), Isobutyric Acid, Isovaleric Acid, L-(+)-Tartaric Acid, L-Ascorbic Acid, L-Aspartic Acid, L-Glutamic Acid, L-Glutathione reduced, Lactic Acid, Lauric Acid, Levulinic Acid, Linoleic Acid, Linolenic Acid, Lithocholic Acid, Maleic Acid, Malic Acid, Malonic Acid, Mandelic acid, Mesaconic Acid, Nicotinic Acid, Nonanoic Acid, Octanoic Acid, Oleic Acid, Oxalic Acid, p-Coumaric Acid, p-Toluenesulfonic Acid, Palmitic Acid, Perillic Acid, Phosphoric Acid, Pimelic Acid, Pivalic Acid, Propionic Acid, Pyroglutamic Acid, Pyruvic Acid, Ricinoleic Acid, Salicylic Acid (2-Hydroxybenzoic Acid), Sinapinic Acid (3,5-Dimethoxy-4-Hydroxycinnamic Acid), Sorbic Acid, Stearic acid, Succinic Acid, Syringic Acid, Tiglic Acid, Trans-2-Decenoic Acid, Trans-2-Hexenoic Acid, Trans-2-Octenoic Acid, Trans-3-Octenoic Acid, Trans-7-Octenoic Acid, Trans-Cinnamic Acid, Trans-Ferulic Acid, Undecanoic Acid, Valeric Acid, Vanillic Acid, and α -Ketoglutaric Acid.

440. The method of any one of claims 435-439, wherein the one or more ionic liquid independently comprises an anion selected from the group consisting of glycolic acid, tartaric acid, malic acid, hydrocinnamic acid, citric acid, cinnamic acid, mandelic acid, mesaconic acid, ricinoleic acid, linoleic acid, and tiglic acid.

441. The method of any one of claims 435-440, wherein the one or more ionic liquid independently comprises an anion selected from the group consisting of cinnamic acid, mandelic acid, citric acid, ricinoleic acid, linoleic acid, and tiglic acid.

442. The method of any one of claims 435-441, wherein the one or more ionic liquid independently comprises choline or choline derivative-cinnamic acid, choline or choline derivative-mandelic acid, choline or choline derivative-citric acid, choline or choline derivative-ricinoleic acid, choline or choline derivative-linoleic acid, or choline or choline derivative-tiglic acid.

443. The method of any one of claims 435-441, wherein the one or more ionic liquid independently comprises carnitine-cinnamic acid, carnitine-mandelic acid, carnitine-citric acid, carnitine-ricinoleic acid, carnitine-linoleic acid, or carnitine-tiglic acid.

444. The method of any one of claims 435-441, wherein the one or more ionic liquid independently comprises acetylcholine-cinnamic acid, acetylcholine-mandelic acid, acetylcholine-citric acid, acetylcholine-ricinoleic acid, acetylcholine-linoleic acid, or acetylcholine-tiglic acid.

445. A method of enhancing the hydrophobicity of a therapeutic agent, comprising linking R¹² to a therapeutic agent,

wherein R¹² is substituted or unsubstituted C₅-C₁₀; and


wherein the therapeutic agent is:

(i) an GLP-1 analog or functional variant thereof or mimetic thereof, Liraglutide, Exenatide, Peptide tyrosine tyrosine (YY), glucagon, gastric inhibitory polypeptide (GIP), or amylin;

(ii) an amylin or mimetic or analog thereof, or an amylin analog or functional variant thereof or mimetic or analog thereof;

(iii) an antibody or an antibody fragment thereof; or

(iv) a dual GIP/GLP-1 receptor agonist or functional variant thereof.

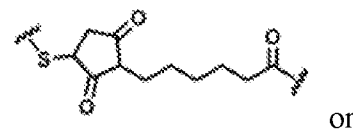
446. The method of claim 445, wherein R¹² is linked to -, -S-, or -NH- of the therapeutic agent.

447. The method of claim 445 or 446, wherein R¹² is linked to the therapeutic agent via a covalent bond or a linker.

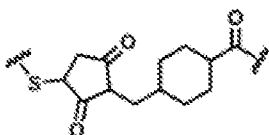
448. The method of claim 447, wherein the linker is a non-cleavable linker.

449. The method of claim 448, wherein the linker comprises a maleimide alkane linker or a maleimide cyclohexane linker.

450. The method of claim 448 or 449, wherein the linker comprises



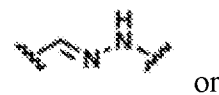
or




451. The method of claim 447, wherein the linker is a chemically cleavable linker.

452. The method of claim 451, wherein the linker comprises a hydrazone linker or a disulfide linker.

453. The method of claim 451 or 452, wherein the linker comprises



or



454. The method of any one of claims 445-453, wherein R¹² is substituted or unsubstituted C₁₀.

455. The method of any one of claims 445-454, wherein the therapeutic agent is the GLP-1 analog or functional variant thereof or mimetic thereof, Liraglutide, Exenatide, Peptide tyrosine tyrosine (YY), glucagon, gastric inhibitory polypeptide (GIP), or amylin.
456. The method of any one of claims 445-455, wherein the therapeutic agent is the GLP-1 analog or functional variant thereof or mimetic thereof.
457. The method of any one of claims 445-454, wherein the therapeutic agent is an amylin or mimetic or analog thereof, or an amylin analog or functional variant thereof or mimetic or analog thereof.
458. The method of any one of claims 445-454 and 457, wherein the therapeutic agent is an amylin analog or functional variant thereof or mimetic or analog thereof.
459. The method of any one of claims 445-454, 457, and 458, wherein the therapeutic agent is an amylin analog or functional variant thereof or mimetic or analog thereof having the sequence of: [diacid]-[linker]-KCNTATCATQRLANFLVHSSNFGPILPPTNVGSNTY-amide.
460. The method of any one of claims 445-454 and 457-459, wherein the therapeutic agent is an amylin analog or functional variant thereof or mimetic or analog thereof having the structure as shown in FIG. 2, FIG. 3, or FIG. 4.
461. The method of any one of claims 457-460, wherein the therapeutic agent is an amylin analog or functional variant thereof or mimetic or analog thereof comprising an amino acid substitution of N14E, V17R, Y37P, F15E, L16E, V17E, or any combination thereof.
462. The method of any one of claims 457-461, wherein the therapeutic agent is an amylin analog or functional variant thereof or mimetic or analog thereof comprising an amino acid substitution of N14E.
463. The method of any one of claims 445-454, wherein the therapeutic agent is an antibody or an antibody fragment thereof.
464. The method of any one of claims 445-454 and 463, wherein the therapeutic agent is any one selected from the group consisting of infliximab or an antibody fragment thereof, adalimumab or an antibody fragment thereof, ustekinumab or an antibody fragment thereof, golimumab or an antibody fragment thereof, natalizumab or an antibody fragment thereof, vedolizumab or an antibody fragment thereof, and certolizumab pegol or an antibody fragment thereof.
465. The method of any one of claims 445-454, 463, and 464, wherein the therapeutic agent comprises:
- (i) a sequence with at least 75% sequence identity to the sequence of SEQ ID NO: 1 or SEQ ID NO: 24, a sequence with at least 75% sequence identity to the sequence of SEQ ID NO: 2, or a combination thereof;

- (ii) a sequence with at least 75% sequence identity to the sequence of SEQ ID NO: 3, SEQ ID NO: 4, or SEQ ID NO: 5, a sequence with at least 75% sequence identity to the sequence of SEQ ID NO: 6 or SEQ ID NO: 7, or any combination thereof;
- (iii) a sequence with at least 75% sequence identity to the sequence of SEQ ID NO: 8, a sequence with at least 75% sequence identity to the sequence of SEQ ID NO: 9, or a combination thereof;
- (iv) a sequence with at least 75% sequence identity to the sequence of SEQ ID NO: 10, a sequence with at least 75% sequence identity to the sequence of SEQ ID NO: 11, or a combination thereof;
- (v) a sequence with at least 75% sequence identity to the sequence of SEQ ID NO: 12 or SEQ ID NO: 13, a sequence with at least 75% sequence identity to the sequence of SEQ ID NO: 14 or SEQ ID NO: 15, or any combination thereof;
- (vi) a sequence with at least 75% sequence identity to the sequence of SEQ ID NO: 16, a sequence with at least 75% sequence identity to the sequence of SEQ ID NO: 17, or a combination thereof; or
- (vii) a sequence with at least 75% sequence identity to the sequence of SEQ ID NO: 18, a sequence with at least 75% sequence identity to the sequence of SEQ ID NO: 19, or a combination thereof.

466. The method of any one of claims 445-454 and 463-465, wherein the therapeutic agent comprises:

- (i) the sequence of SEQ ID NO: 1 or SEQ ID NO: 24, the sequence of SEQ ID NO: 2, or a combination thereof;
- (ii) the sequence of SEQ ID NO: 3, SEQ ID NO: 4, or SEQ ID NO: 5, the sequence of SEQ ID NO: 6 or SEQ ID NO: 7, or any combination thereof;
- (iii) the sequence of SEQ ID NO: 8, the sequence of SEQ ID NO: 9, or a combination thereof;
- (iv) the sequence of SEQ ID NO: 10, the sequence of SEQ ID NO: 11, or a combination thereof;
- (v) the sequence of SEQ ID NO: 12 or SEQ ID NO: 13, the sequence of SEQ ID NO: 14 or SEQ ID NO: 15, or any combination thereof;
- (vi) the sequence of SEQ ID NO: 16, the sequence of SEQ ID NO: 17, or a combination thereof; or
- (vii) the sequence of SEQ ID NO: 18, the sequence of SEQ ID NO: 19, or a combination thereof.

467. The method of any one of claims 445-454 and 463-466, wherein the therapeutic agent comprises:
- (i) the sequence of SEQ ID NO: 1 or SEQ ID NO: 24, and the sequence of SEQ ID NO: 2;
 - (ii) the sequence of SEQ ID NO: 3 and the sequence of SEQ ID NO: 6, the sequence of SEQ ID NO: 4 and the sequence of SEQ ID NO: 6, or the sequence of SEQ ID NO: 5 and SEQ ID NO: 7;
 - (iii) the sequence of SEQ ID NO: 8 and the sequence of SEQ ID NO: 9;
 - (iv) the sequence of SEQ ID NO: 10 and the sequence of SEQ ID NO: 11;
 - (v) the sequence of SEQ ID NO: 12 and the sequence of SEQ ID NO: 14, or the sequence of SEQ ID NO: 13 and the sequence of SEQ ID NO: 15;
 - (vi) the sequence of SEQ ID NO: 16 and the sequence of SEQ ID NO: 17; or
 - (vii) the sequence of SEQ ID NO: 18 and the sequence of SEQ ID NO: 19.
468. The method of any one of claims 445-454 and 463-467, wherein the therapeutic agent is infliximab or an antibody fragment thereof.
469. The method of any one of claims 445-454 and 463-468, wherein the therapeutic agent comprises the sequence of SEQ ID NO: 1 or SEQ ID NO: 24, and the sequence of SEQ ID NO: 2.
470. The method of any one of claims 445-454 and 463-467, wherein the therapeutic agent is adalimumab or an antibody fragment thereof.
471. The method of any one of claims 445-454, 463-467, and 470, wherein the therapeutic agent comprises the sequence of SEQ ID NO: 3 and the sequence of SEQ ID NO: 6, the sequence of SEQ ID NO: 4 and the sequence of SEQ ID NO: 6, or the sequence of SEQ ID NO: 5 and SEQ ID NO: 7.
472. The method of any one of claims 445-454 and 463-467, wherein the therapeutic agent is ustekinumab or an antibody fragment thereof.
473. The method of any one of claims 445-454, 463-467, and 472, wherein the therapeutic agent comprises the sequence of SEQ ID NO: 8 and the sequence of SEQ ID NO: 9.
474. The method of any one of claims 445-454 and 463-467, wherein the therapeutic agent is golimumab or an antibody fragment thereof.
475. The method of any one of claims 445-454, 463-467, and 474, wherein the therapeutic agent comprises the sequence of SEQ ID NO: 10 and the sequence of SEQ ID NO: 11.
476. The method of any one of claims 445-454 and 463-467, wherein the therapeutic agent is natalizumab or an antibody fragment thereof.

477. The method of any one of claims 445-454, 463-467, and 476, wherein the therapeutic agent comprises the sequence of SEQ ID NO: 12 and the sequence of SEQ ID NO: 14, or the sequence of SEQ ID NO: 13 and the sequence of SEQ ID NO: 15.
478. The method of any one of claims 445-454 and 463-467, wherein the therapeutic agent is vedolizumab or an antibody fragment thereof.
479. The method of any one of claims 445-454, 463-467, and 478, wherein the therapeutic agent comprises the sequence of SEQ ID NO: 16 and the sequence of SEQ ID NO: 17.
480. The method of any one of claims 445-454 and 463-467, wherein the therapeutic agent is certolizumab pegol or an antibody fragment thereof.
481. The method of any one of claims 445-454, 463-467, and 480, wherein the therapeutic agent comprises the sequence of SEQ ID NO: 18 and the sequence of SEQ ID NO: 19.
482. The method of any one of claims 445-454, wherein the therapeutic agent is the dual GIP/GLP-1 receptor agonist or functional variant thereof.
483. The method of claim 482, wherein the therapeutic agent comprises a sequence with at least 75% sequence identity to the sequence of SEQ ID NO: 25.
484. The method of claim 482 or 483, wherein the therapeutic agent comprises the sequence of SEQ ID NO: 25.
485. The method of any one of claims 482-484, wherein the therapeutic agent comprises C20 diacid- γ -Glu-(AEEA)₂ attached to a residue of a sequence with at least 75% sequence identity to the sequence of SEQ ID NO: 25.
486. The method of any one of claims 482-485, wherein the therapeutic agent comprises C20 diacid- γ -Glu-(AEEA)₂ attached to a residue of the sequence of SEQ ID NO: 25.
487. The method of any one of claims 482-486, wherein the therapeutic agent comprises C20 diacid- γ -Glu-(AEEA)₂ attached to the Lys residue at the position 20 from the N-terminus of the sequence of SEQ ID NO: 25.
488. The method of claim 445, wherein the therapeutic agent is linked to one or more fatty acids or carboxylic acid-containing molecules.
489. The method of claim 488, wherein the therapeutic agent is linked to the one or more fatty acids or carboxylic acid-containing molecules via a dual conjugation.
490. The method of claim 455 or 488, wherein the one or more fatty acids or carboxylic acid-containing molecules comprise cinnamic acid.
491. The method of any one of claims 488-490, wherein the one or more fatty acids or carboxylic acid-containing molecules are non-covalently associated with a free amine of the therapeutic agent.

492. The method of any one of claims 488-491, wherein the one or more fatty acids or carboxylic acid-containing molecules are non-covalently associated with the N-terminal amine in the peptide backbone of the therapeutic agent.
493. The method of any one of claims 488-492, wherein the one or more fatty acids or carboxylic acid-containing molecules are non-covalently associated with the amine group of a Gln residue, the amine group of an Asn residue, the amine group of an Arg residue, the amine group of a Lys residue, the amine group of a His residue, or a combination thereof of the therapeutic agent.
494. The method of any one of claims 488-493, wherein the one or more fatty acids or carboxylic acid-containing molecules are covalently conjugated to a free amine of the therapeutic agent.
495. The method of any one of claims 488-494, wherein the one or more fatty acids or carboxylic acid-containing molecules are covalently conjugated to the N-terminal amine in the peptide backbone of the therapeutic agent.
496. The method of any one of claims 488-495, wherein the one or more fatty acids or carboxylic acid-containing molecules are covalently conjugated to the amine group of a Gln residue, the amine group of an Asn residue, the amine group of an Arg residue, the amine group of a Lys residue, the amine group of a His residue, or a combination thereof of the therapeutic agent.
497. A method of enhancing or improving a delivery efficiency of a therapeutic agent in a subject in need thereof comprising adding at least one permeation enhancer to the compound of any one of claims 1-222, the composition of any one of claims 223-249, or the pharmaceutical composition of claim 250-253, and administering the composition, the compound, or the pharmaceutical composition to the subject.
498. The method of claim 497, wherein the at least one permeation enhancer is selected from the group consisting of salcaprozate sodium (SNAC), sodium caprylate, sodium caprate, a bile salt, ethylenediaminetetraacetic acid (EDTA), ethylene glycol-bis-(2-aminoethylether)-N,N,N',N'-tetraacetic acid (EGTA), and 3-[N,N-Dimethyl(3-palmitoylamino)propyl]-ammonio]-propanesulfonate (PPS), and any combination thereof.
499. The method of claim 498, wherein the bile salt is selected from the group consisting of sodium deoxycholate, sodium chenodeoxycholate, sodium taurodeoxycholate, and a combination thereof.

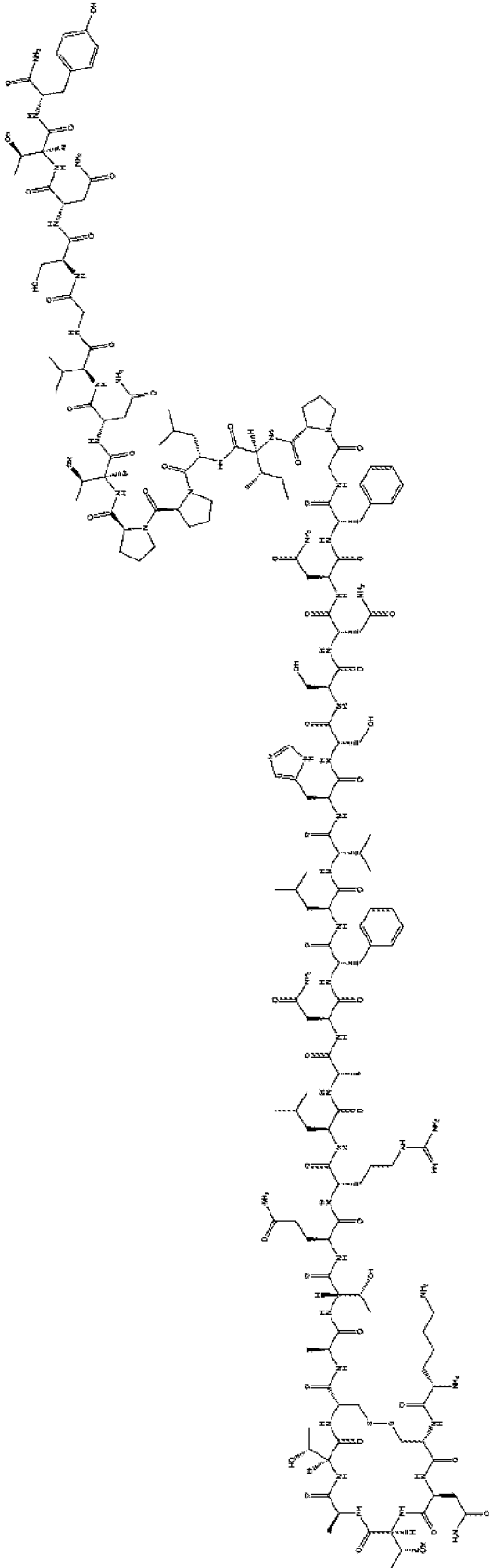


FIG. 1

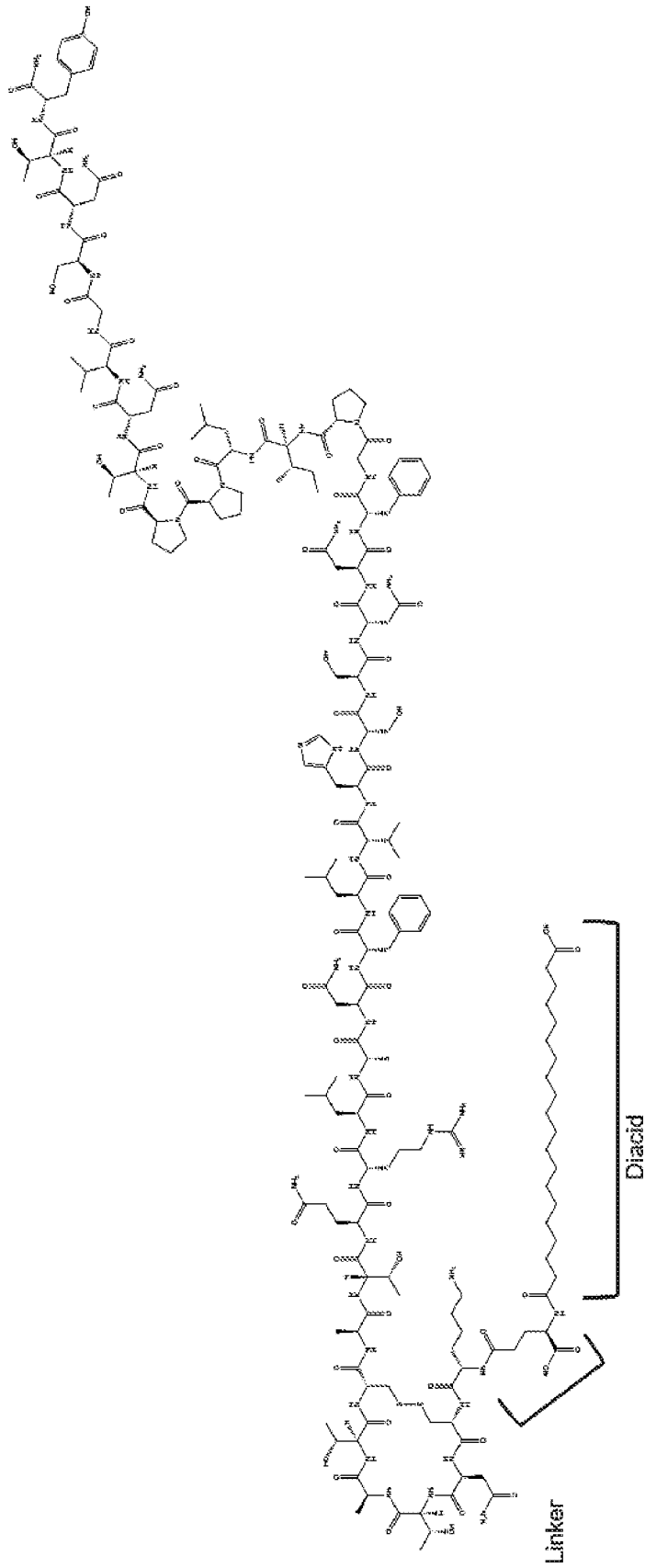


FIG. 2

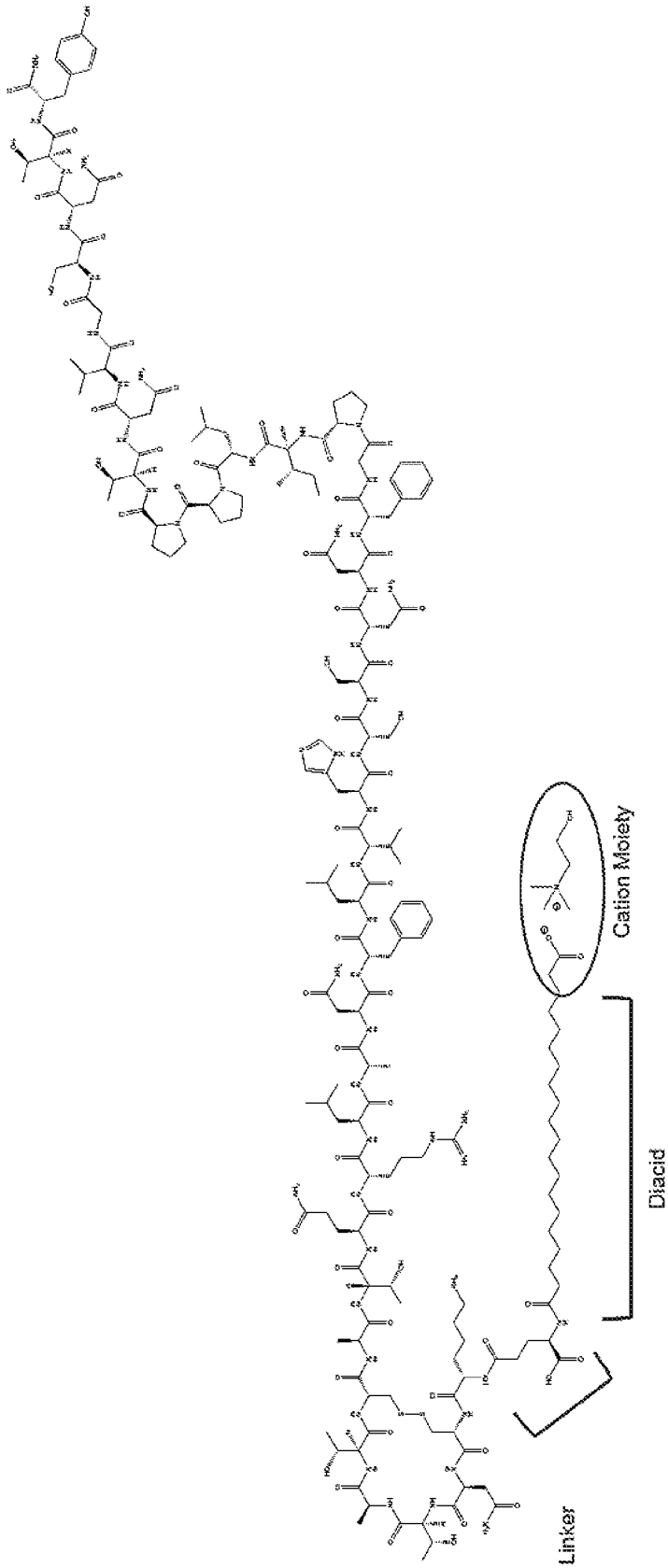


FIG. 3

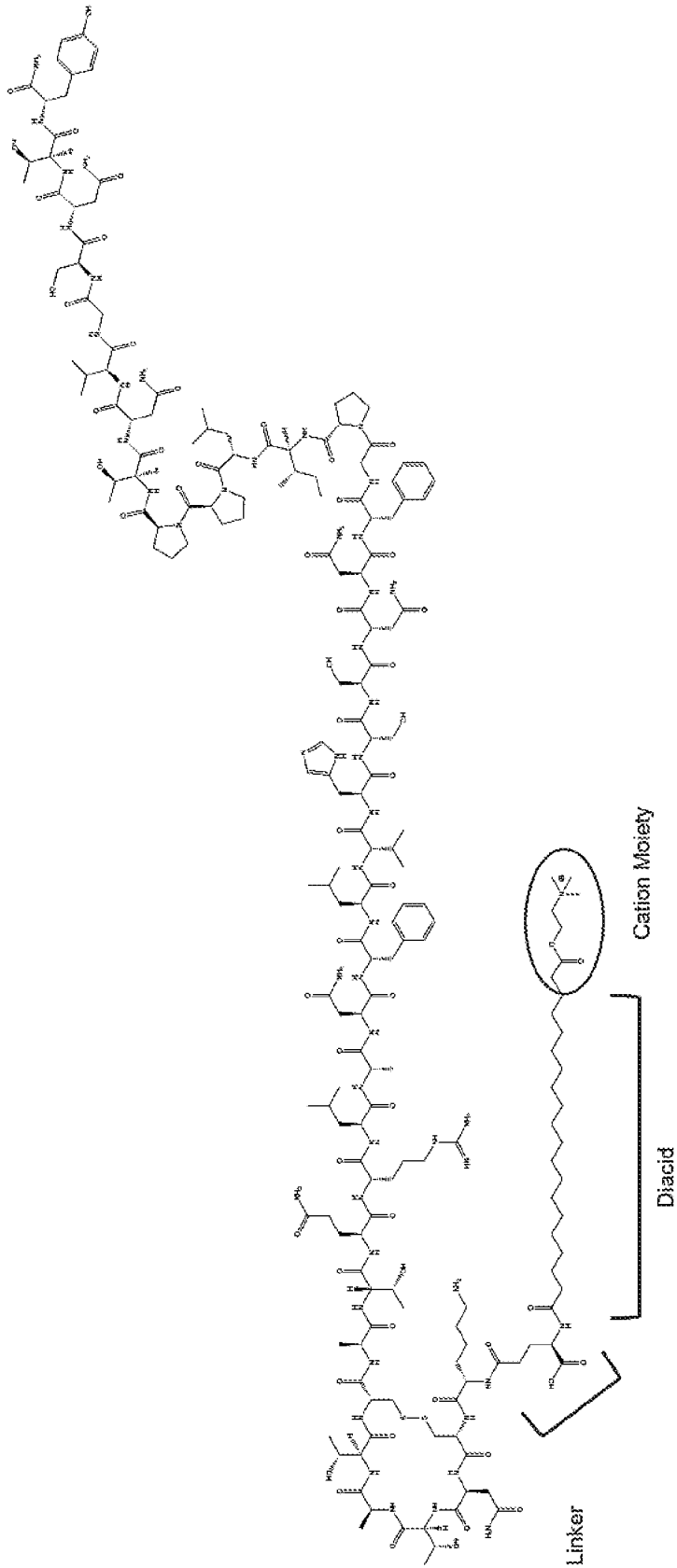


FIG. 4

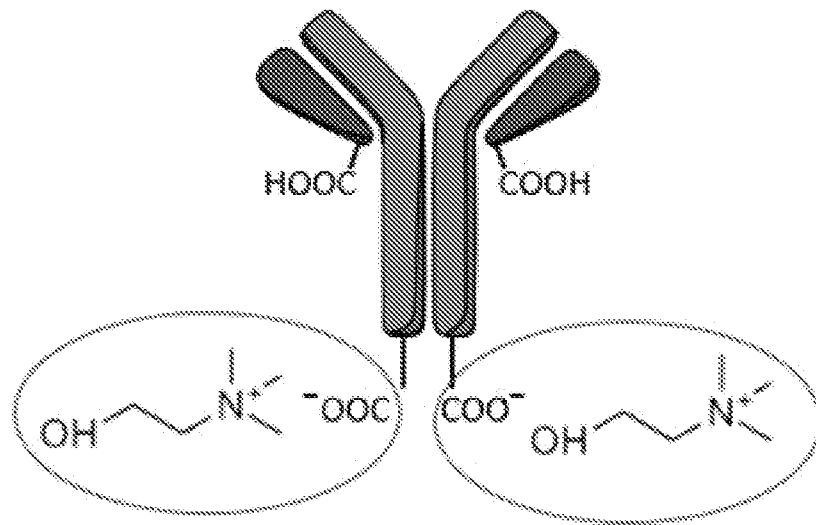


FIG. 5

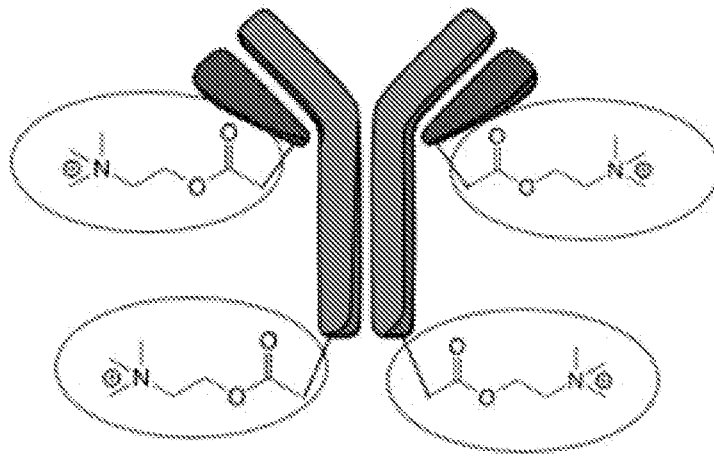


FIG. 6A

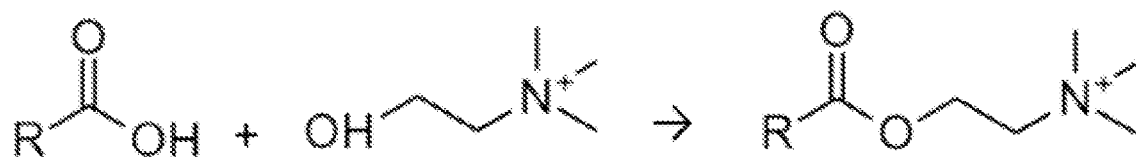
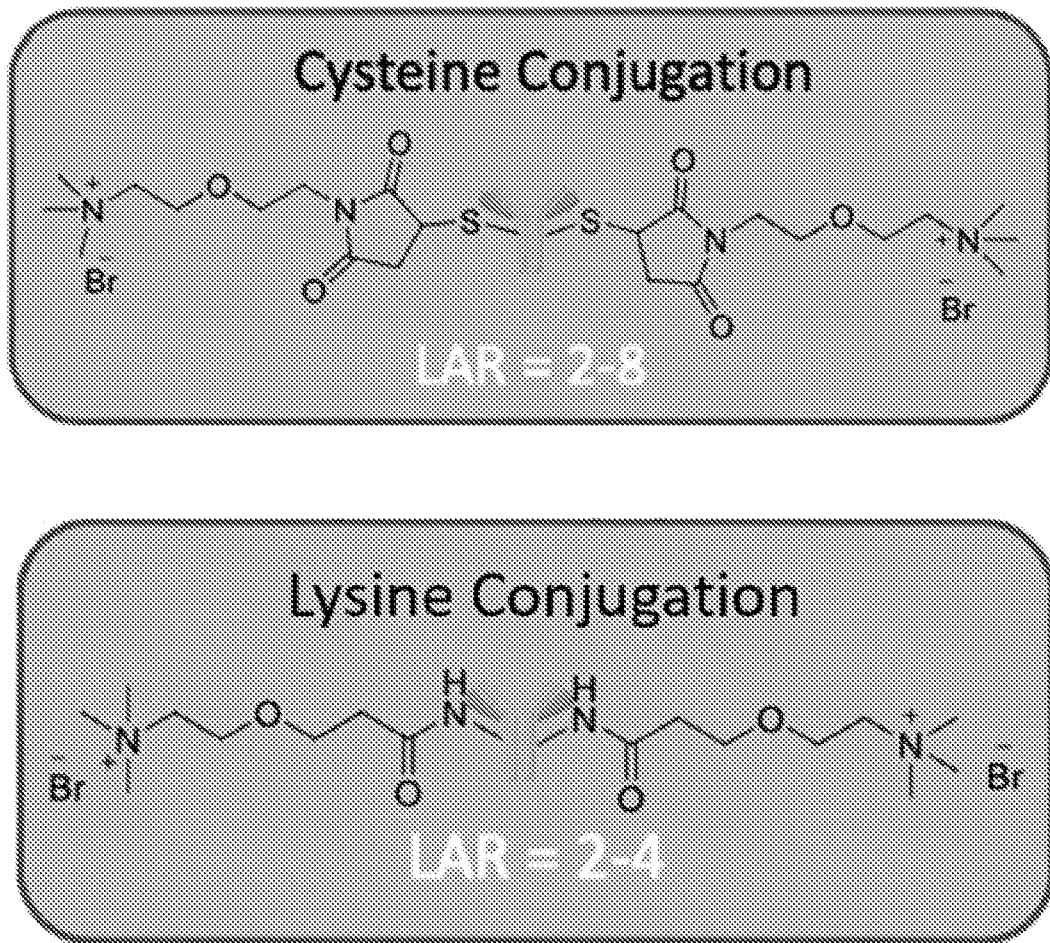


FIG. 6B

**FIG. 7**

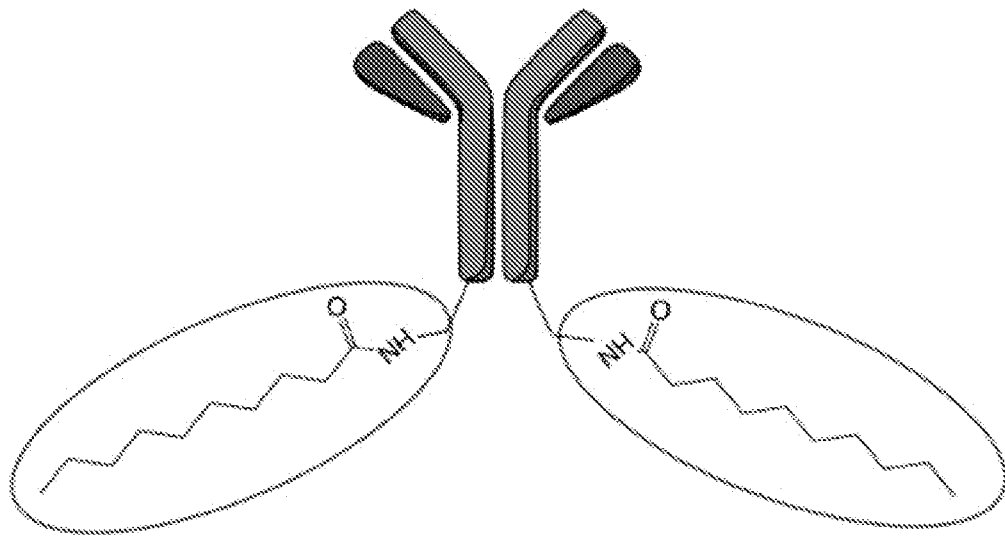


FIG. 8A

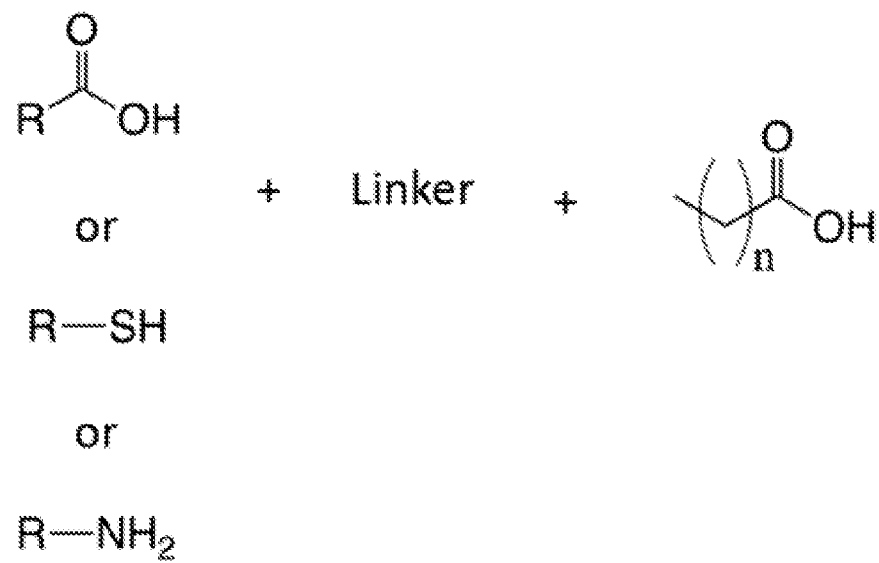
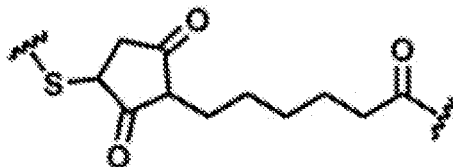
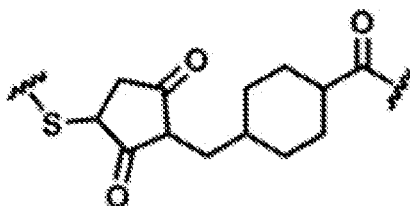


FIG. 8B

Non-cleavable linkers




maleimide alkane linker




maleimide cyclohexane linker "MCC"

Chemically cleavable linkers



hydrazone linker



disulfide linker "SPP"

FIG. 8C




FIG. 8D

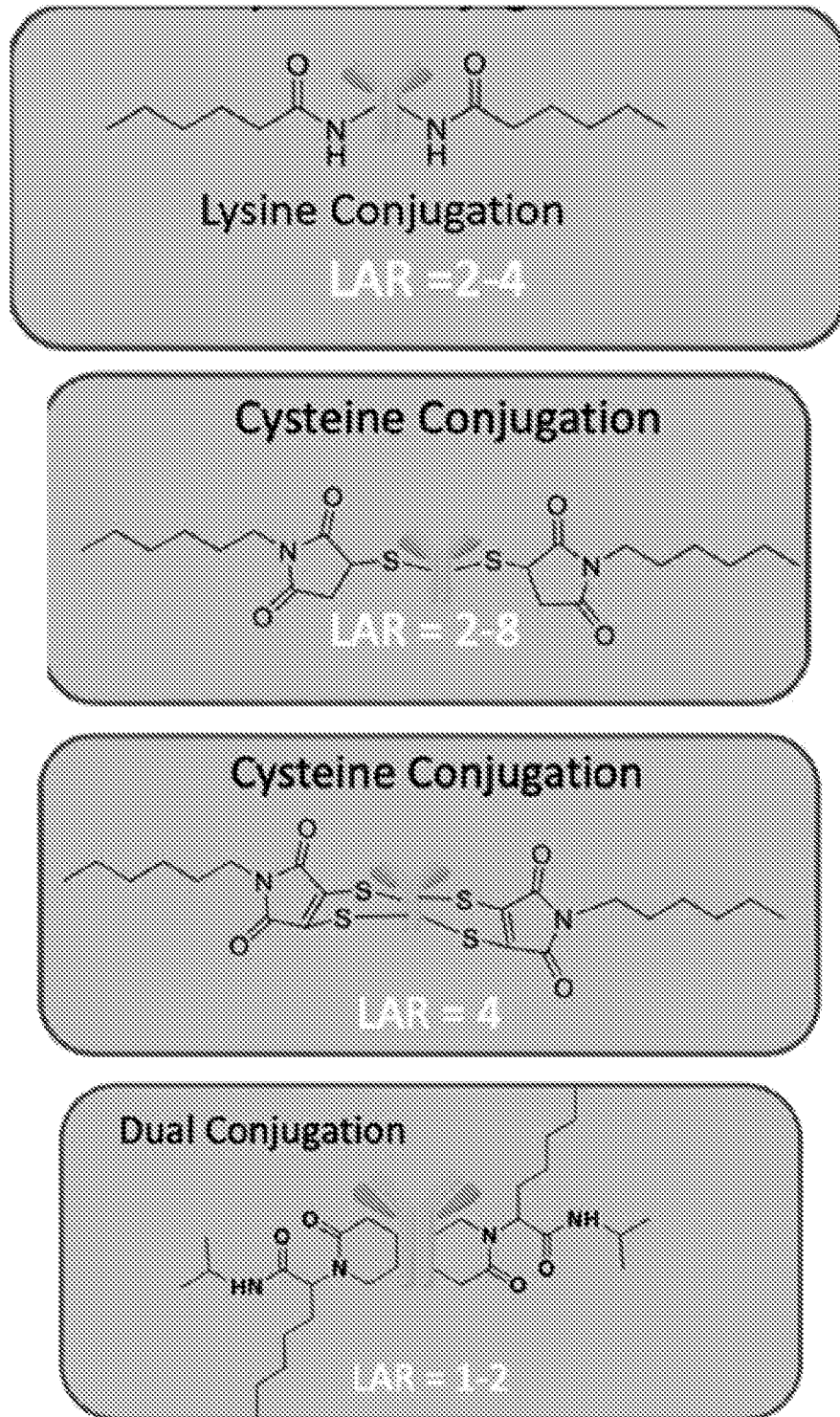


FIG. 9A

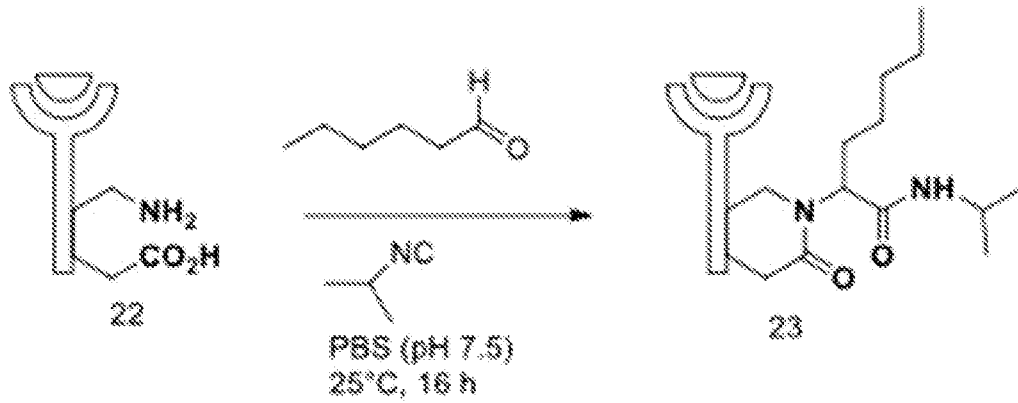


FIG. 9B

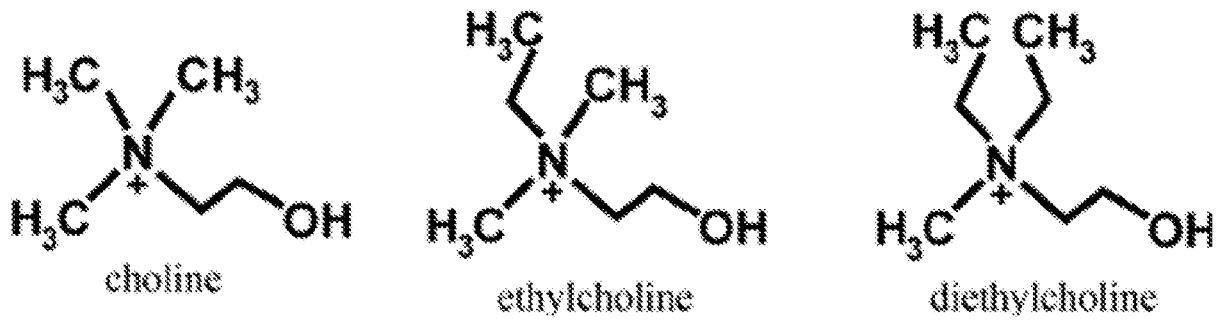


FIG. 10

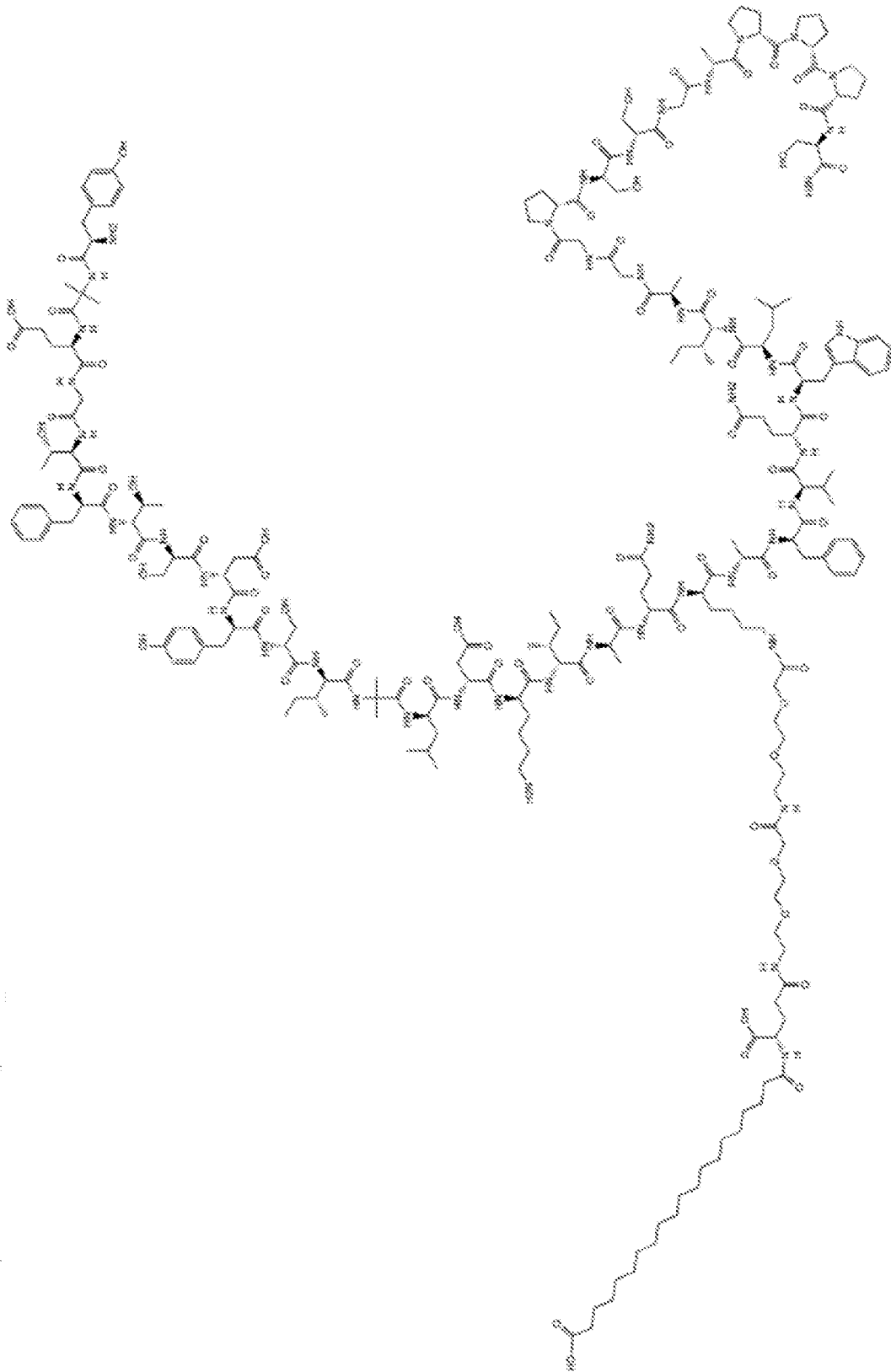


FIG. 11

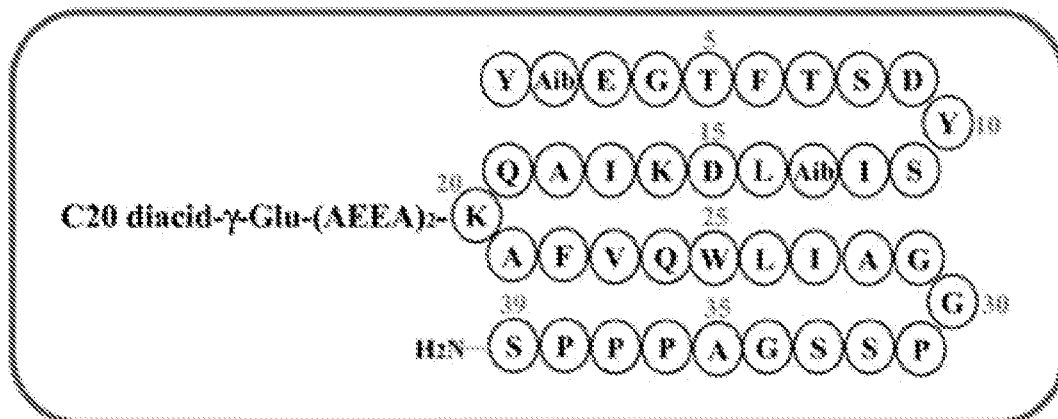


FIG. 12

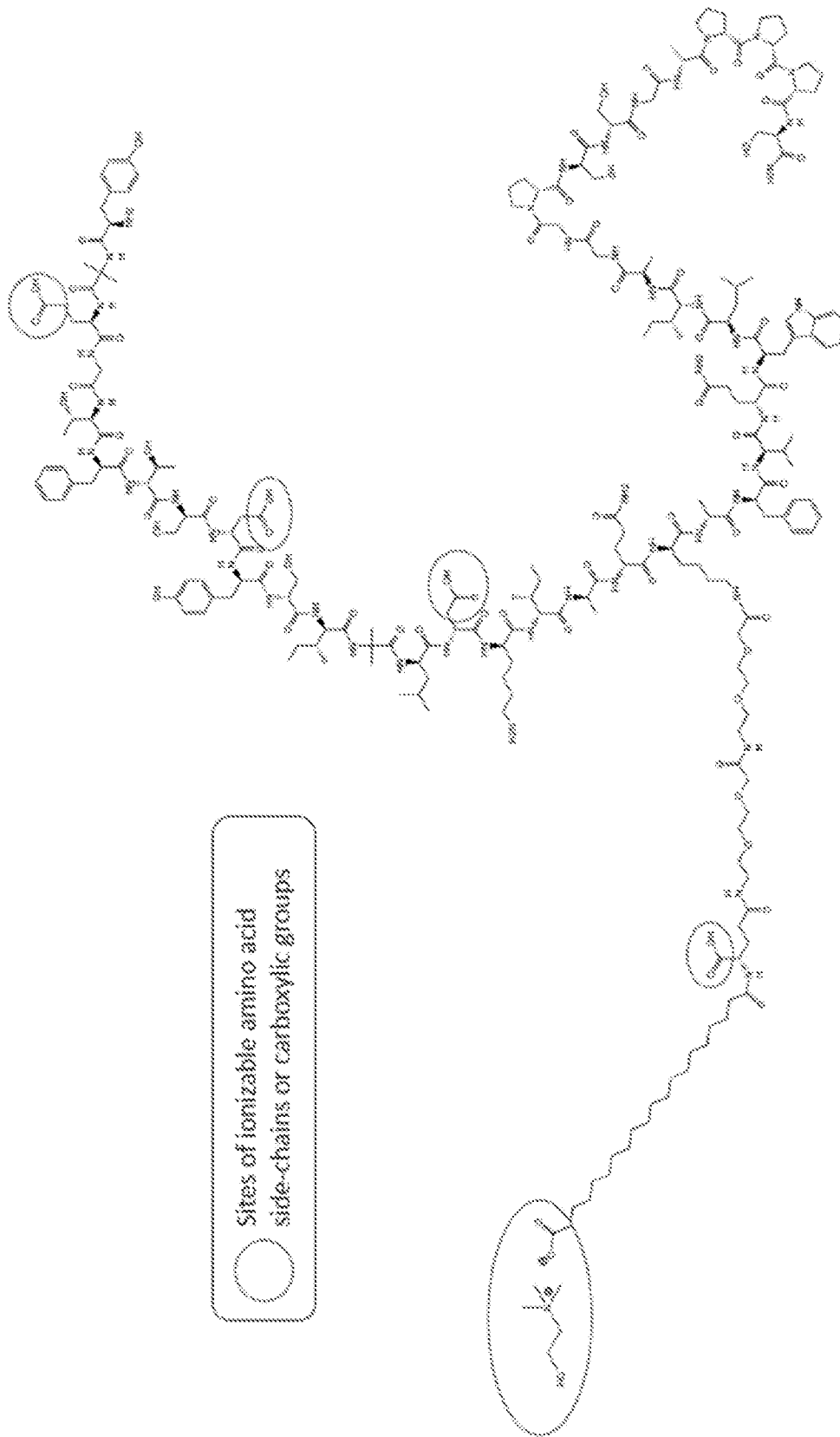


FIG. 13

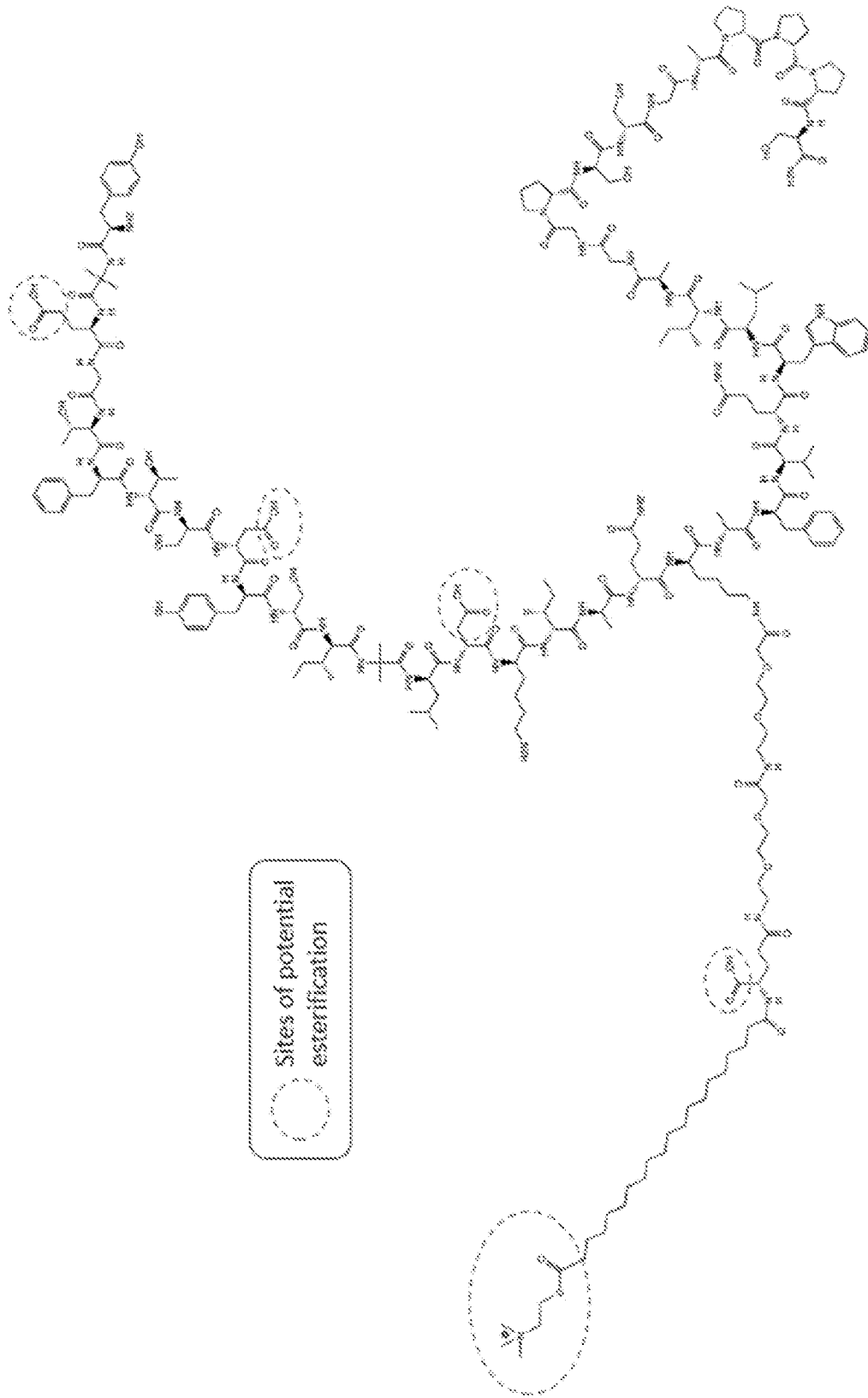


FIG. 14

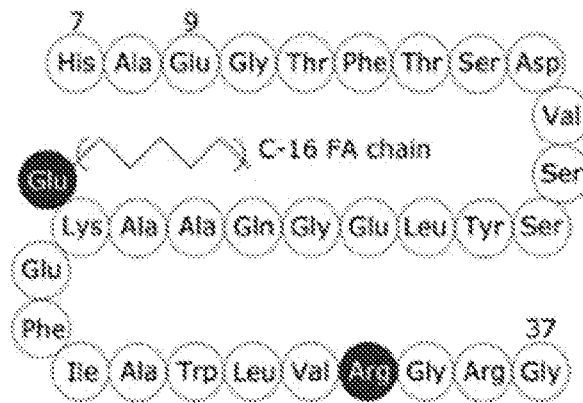


FIG. 15A

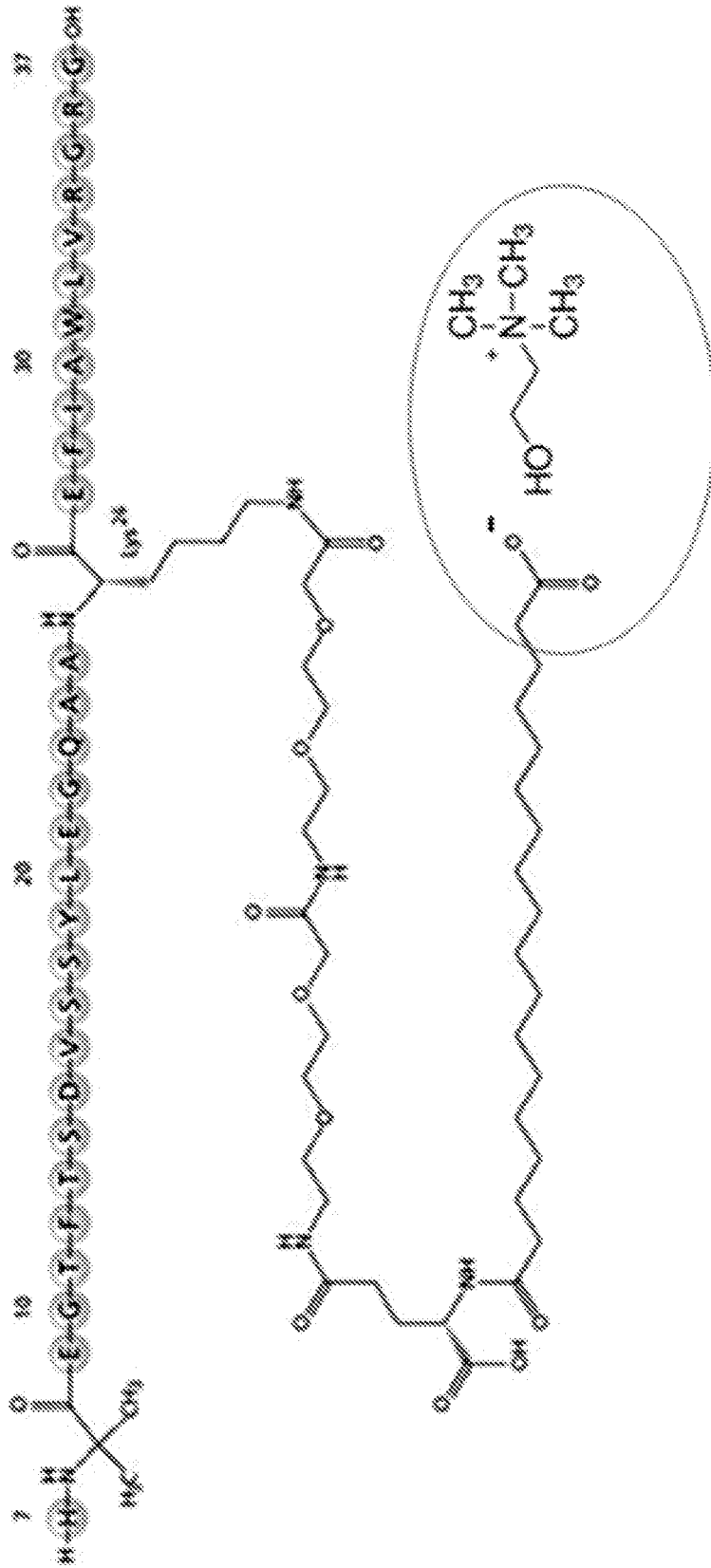


FIG. 16

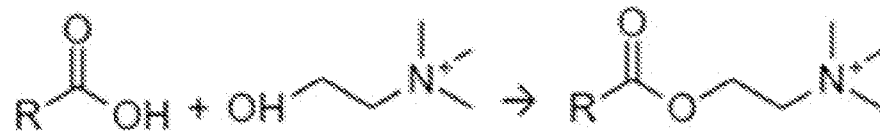


FIG. 17A

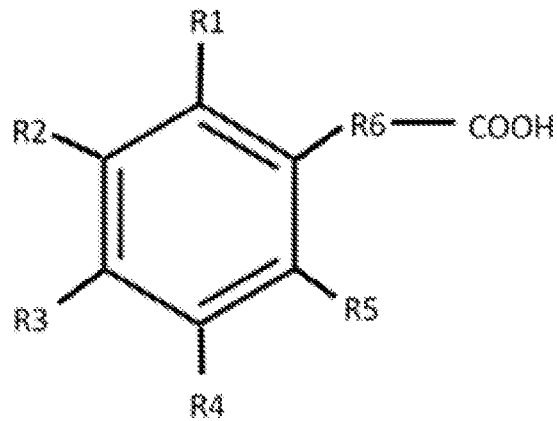


FIG. 18

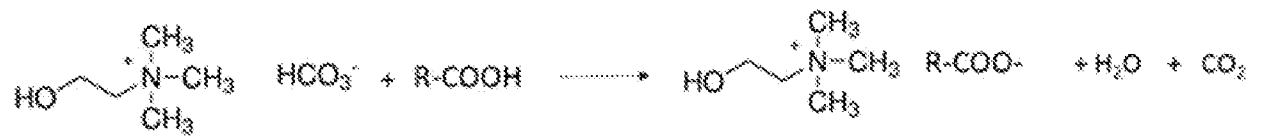


FIG. 19

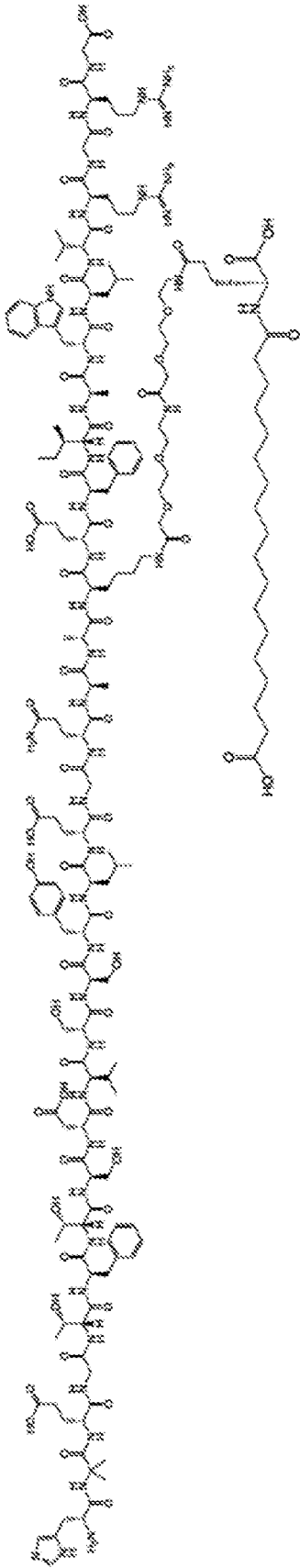


FIG. 20A

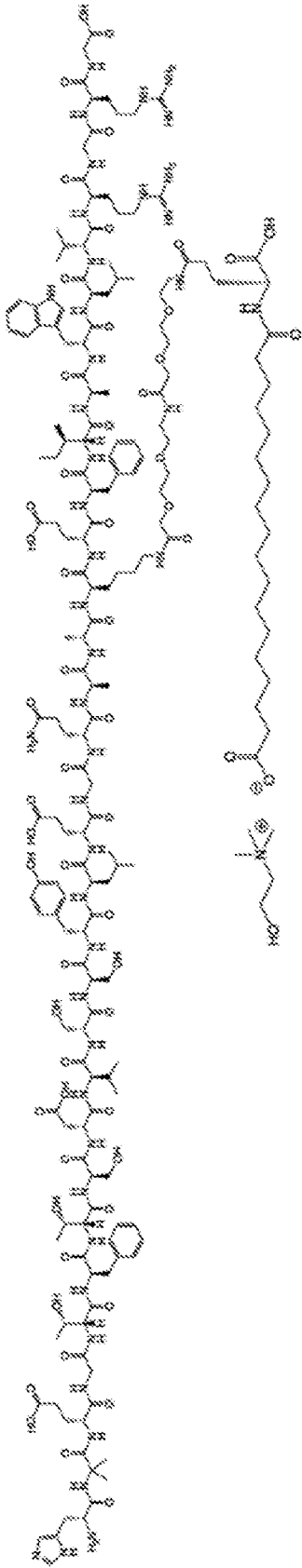


FIG. 20B

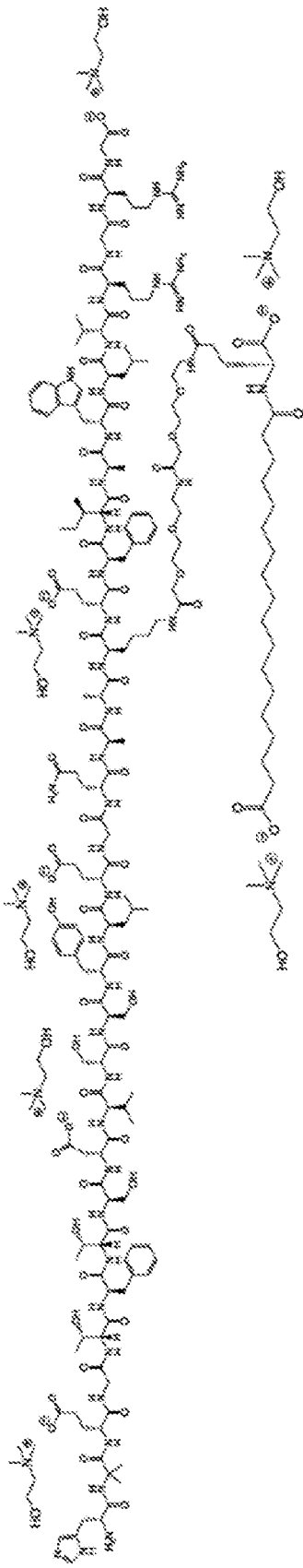


FIG. 20C

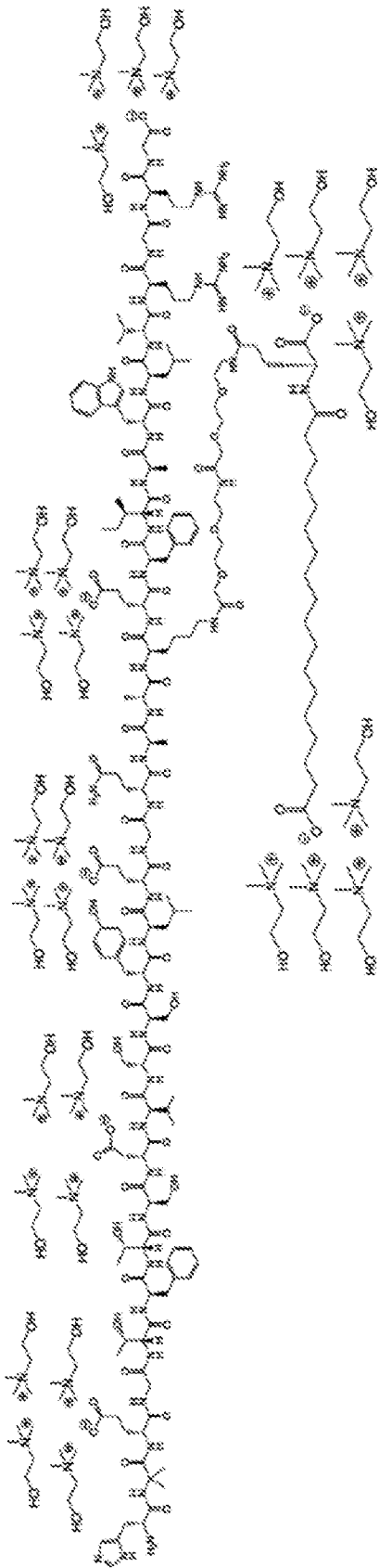


FIG. 20D

Run/roll	Self-Assembling [mg]	Chitosan Resin [ul]	Mol Chitosan Resin	Mass of Chitosan Resin [mg]	Mass of Chitosan Resin (mg)/(mass of resin)	Mass of Resin (mg)	Mass of Chitosan Resin (mg)	Mass of Chitosan Resin (mg)	Mass of Chitosan Resin (mg)	Mass of Chitosan Resin (mg)	Mass of Chitosan Resin (mg)	Total Mass of Chitosan Resin (mg)	Total Mass of Resin (mg)	% Self Assembling	% Chitosan Resin	% Water
0	60	0	0.0000	0.0	0.0	0.0	0.0	0.0	0.0	0.0	0.0	0.0	0.0	100%	0%	0%
1	60	9.1	0.0165	2.4	1.5	0.9	0.900	0.0	0.0	0.0	1.5	1.5	0.0	98%	2%	0%
7	60	31.7	0.1015	16.8	10.8	6.2	0.000	0.0	0.0	0.0	10.8	10.8	0.0	85%	15%	0%
28	60	86.8	0.4059	67.1	42.3	24.8	0.004	1.0	1.0	0.0	42.3	42.3	1.8	50%	33%	15%

FIG. 21

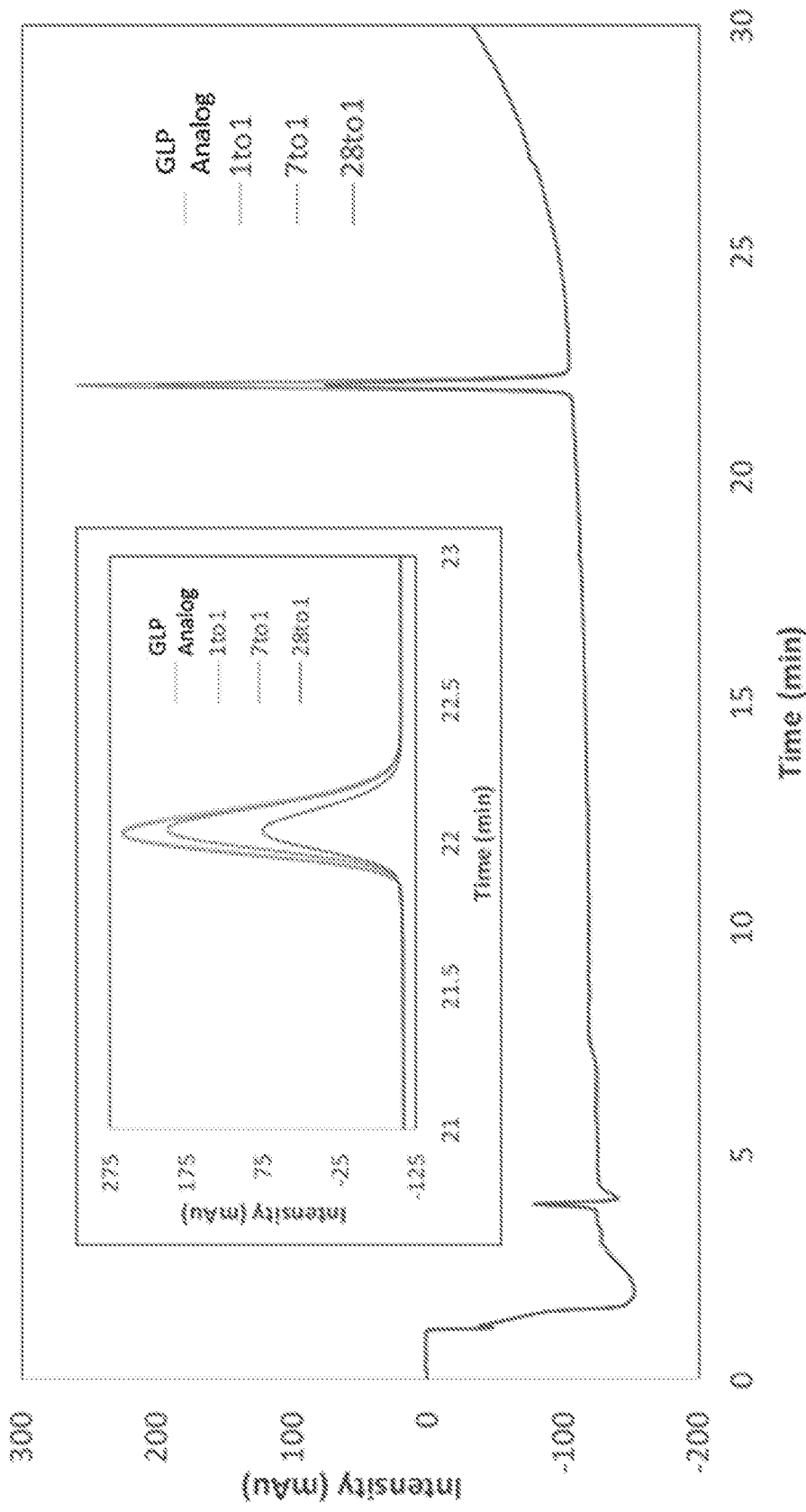


FIG. 22

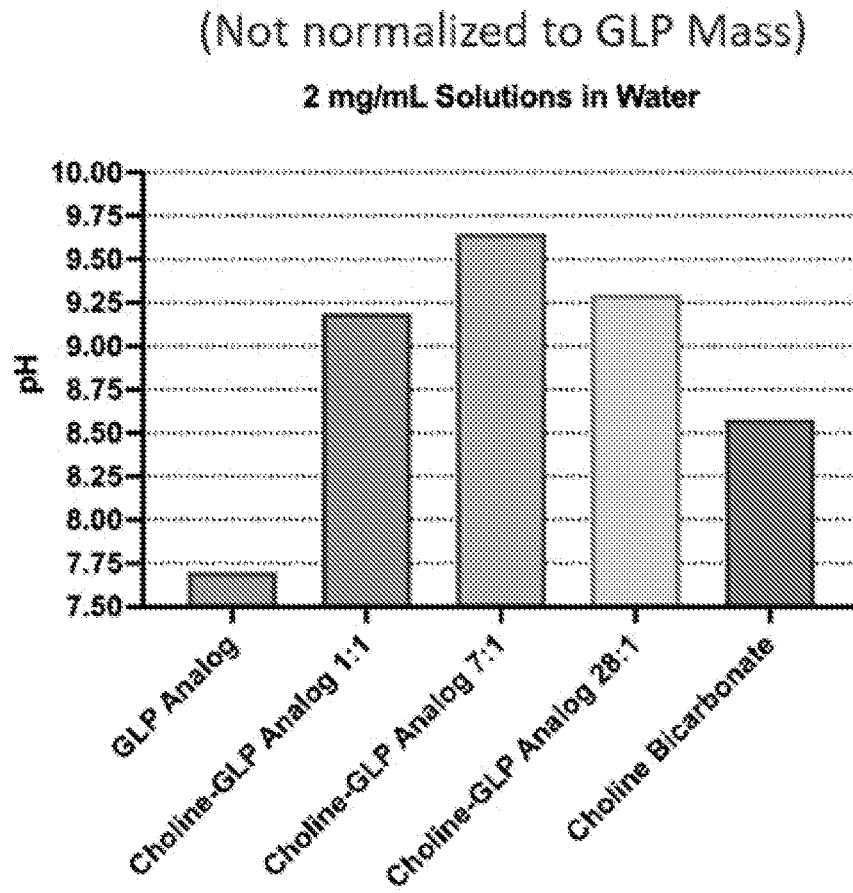


FIG. 23A

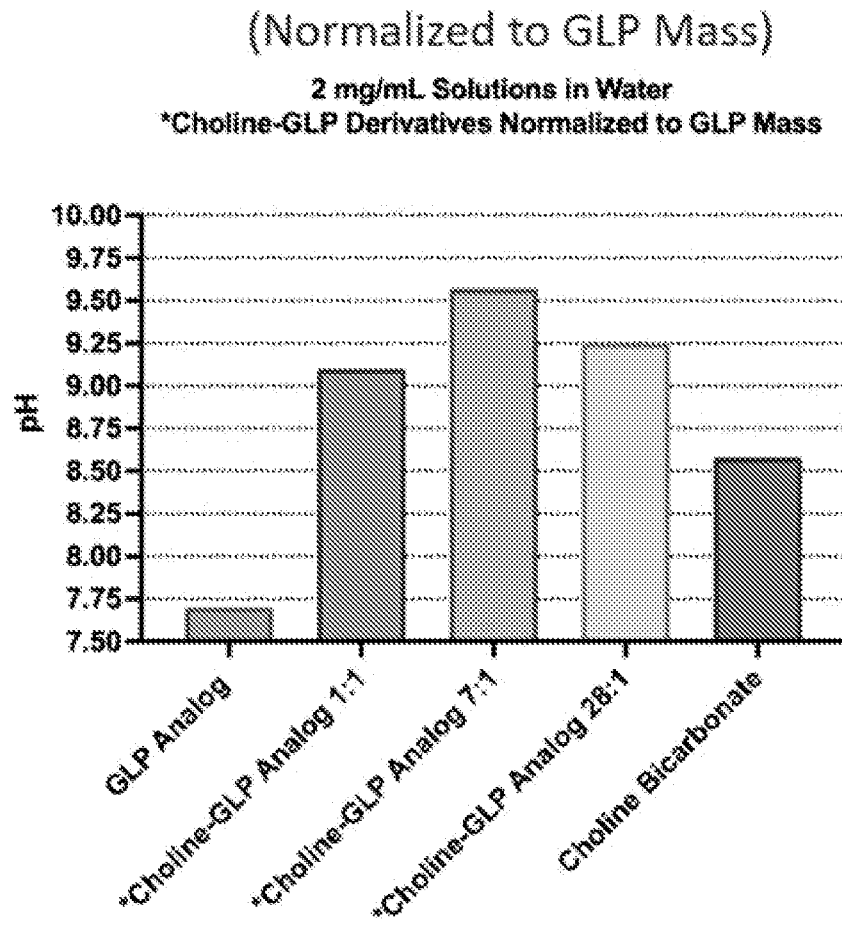



FIG. 23B

Reaction using Choline Bicarbonate



2 mg/mL Solutions in Water
 *Choline-GLP Derivatives Normalized to GLP Mass

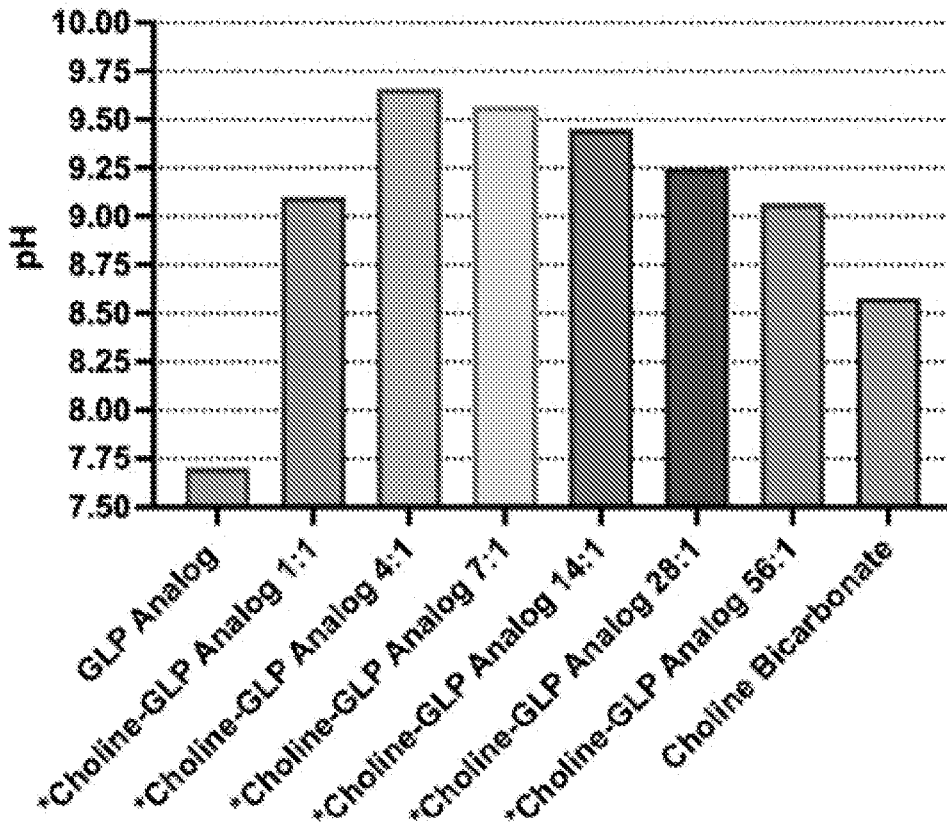
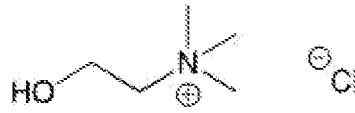


FIG. 23C

(Negative Control)
 Reaction using Choline Chloride



2 mg/mL Solutions in Water

*Choline-Cl-GLP Samples Normalized to GLP Mass

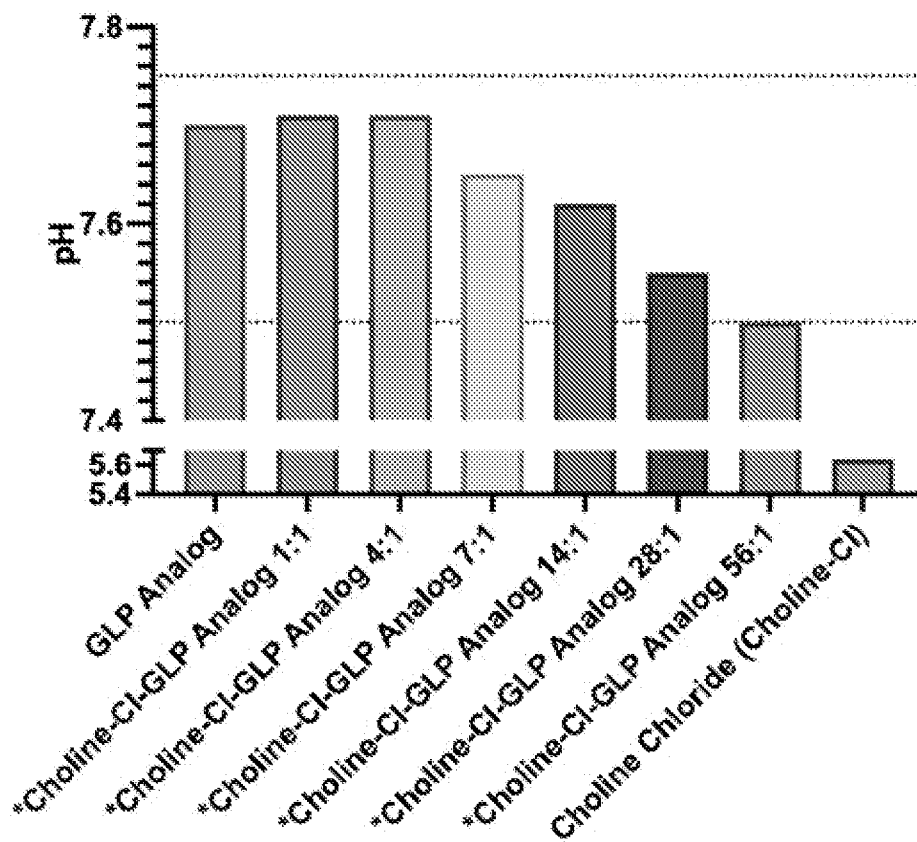


FIG. 23D

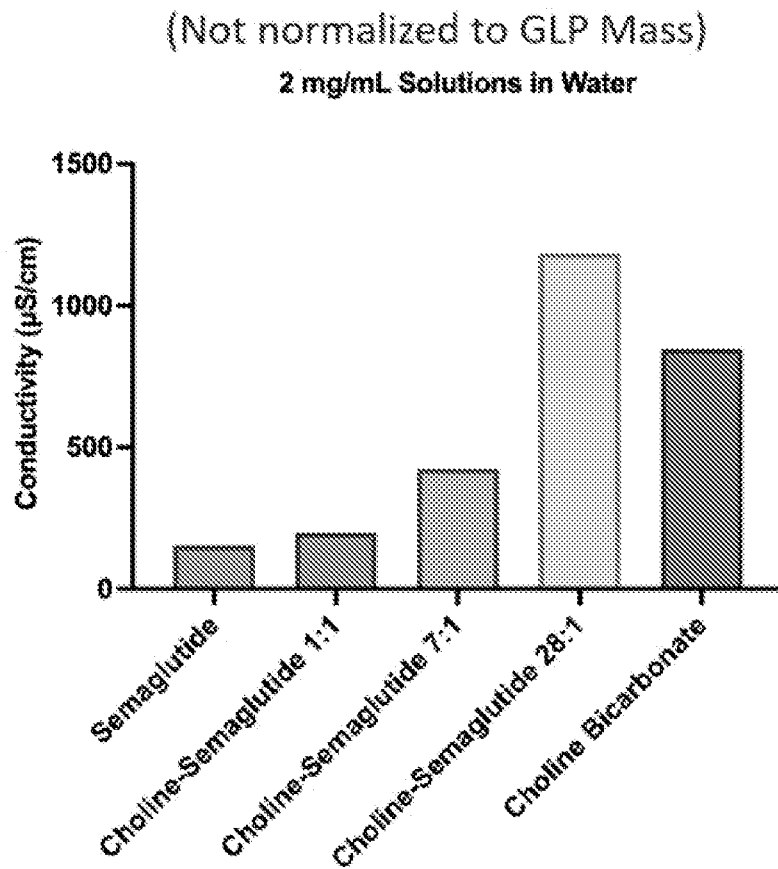


FIG. 24A

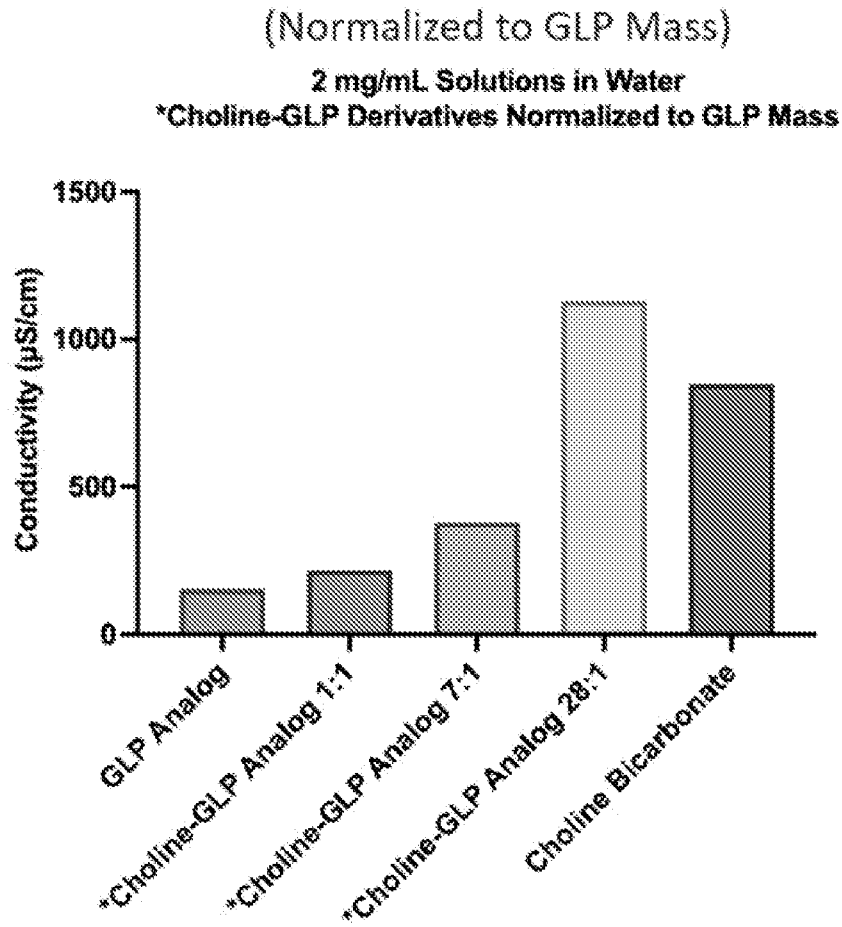


FIG. 24B

Reaction using Choline Bicarboxylate



2 mg/mL Solutions in Water

*Choline-GLP Derivatives Normalized to GLP Mass

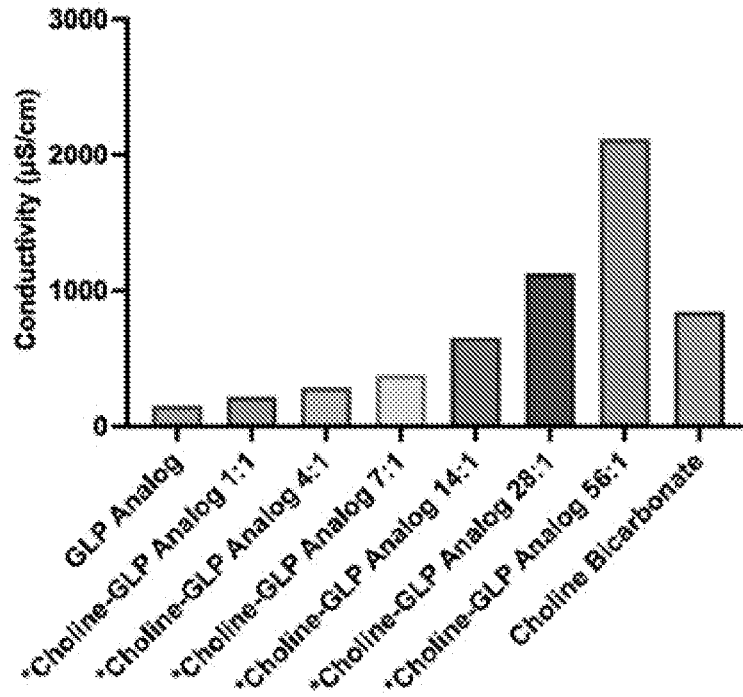


FIG. 24C

(Negative Control)
 Reaction using Choline Chloride



2 mg/mL Solutions in Water

*Choline-Cl-GLP Samples Normalized to GLP Mass

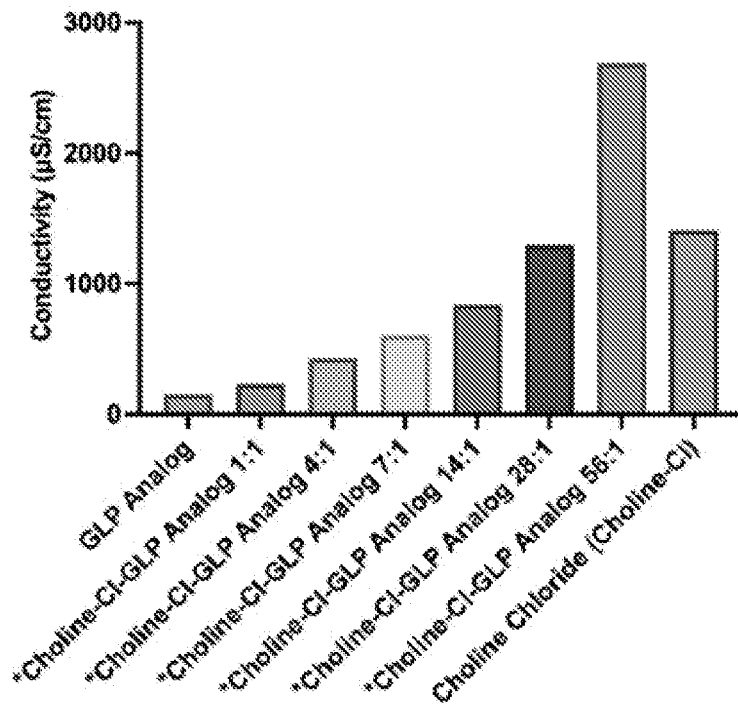


FIG. 24D

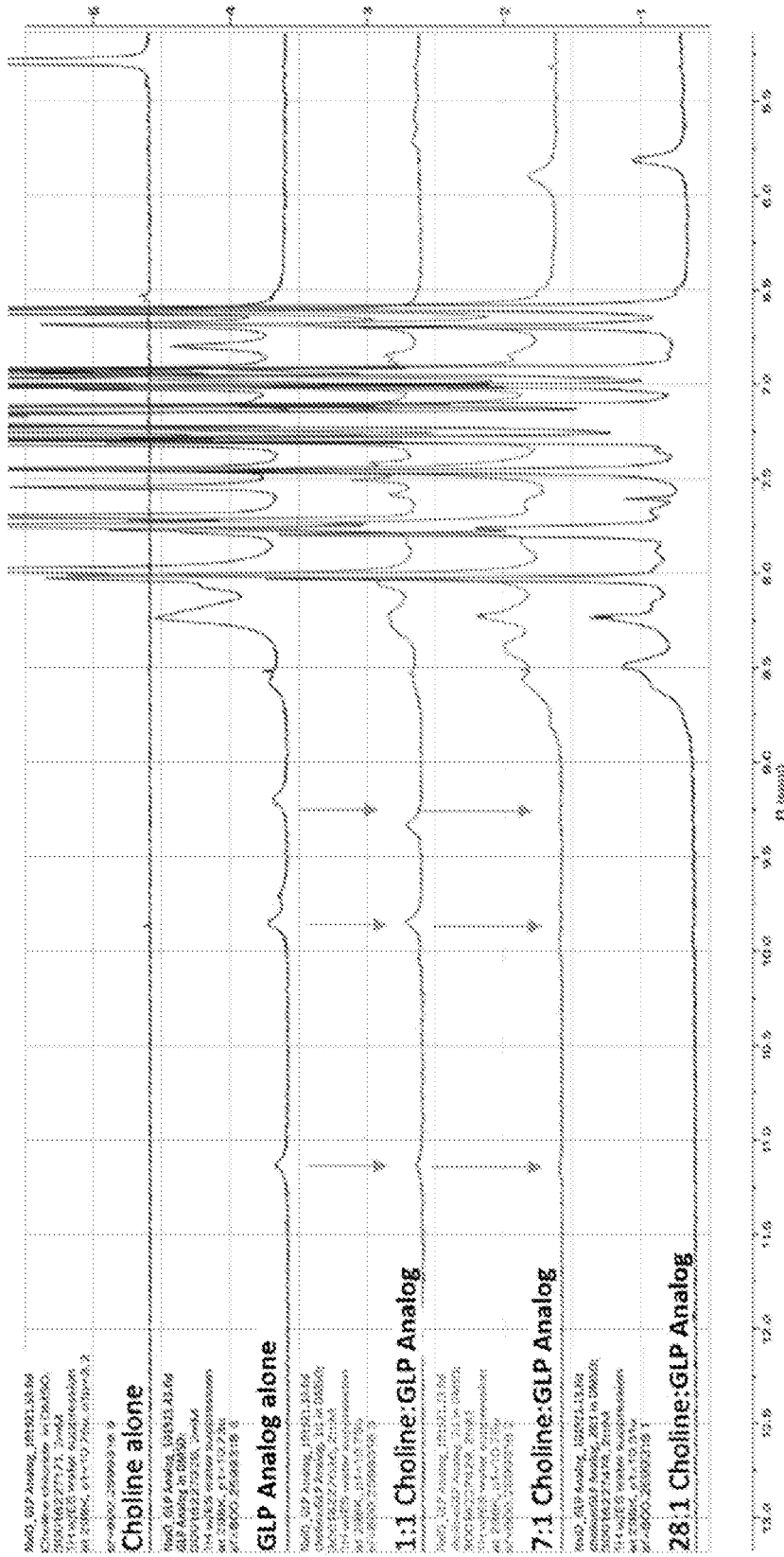


FIG. 25B

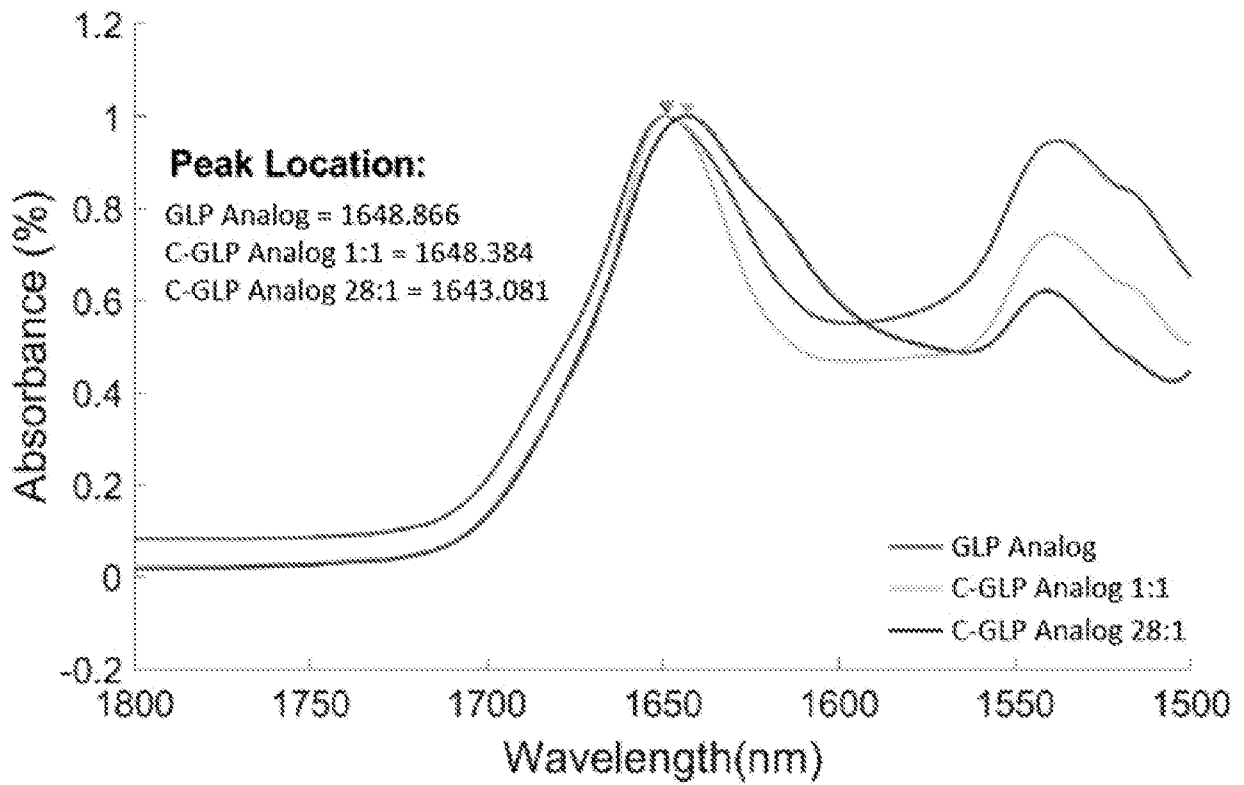


FIG. 26

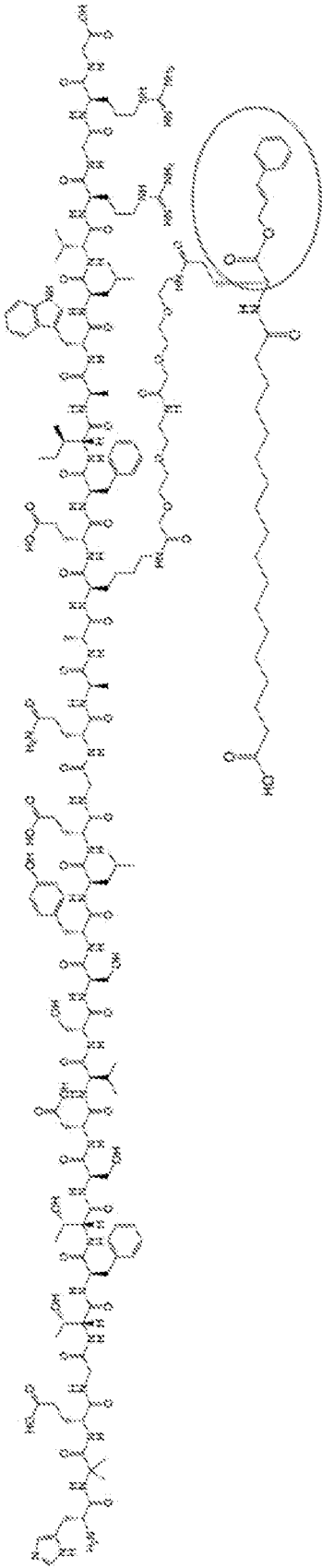


FIG. 27

Sequence Listing

1	Sequence Listing Information	
1-1	File Name	56017-712_601_SL.xml
1-2	DTD Version	V1_3
1-3	Software Name	WIPO Sequence
1-4	Software Version	2.2.0
1-5	Production Date	2023-11-09
1-6	Original free text language code	
1-7	Non English free text language code	
2	General Information	
2-1	Current application: IP Office	US
2-2	Current application: Application number	PCT/US2022/049585
2-3	Current application: Filing date	2022-11-10
2-4	Current application: Applicant file reference	56017-712.601
2-5	Earliest priority application: IP Office	US
2-6	Earliest priority application: Application number	63/277,878
2-7	Earliest priority application: Filing date	2021-11-10
2-8en	Applicant name	I2O THERAPEUTICS, INC.
2-8	Applicant name: Name Latin	
2-9en	Inventor name	
2-9	Inventor name: Name Latin	
2-10en	Invention title	IONIC LIQUID COMPOSTIONS
2-11	Sequence Total Quantity	42

3-1	Sequences	
3-1-1	Sequence Number [ID]	1
3-1-2	Molecule Type	AA
3-1-3	Length	450
3-1-4	Features	source 1..450
	Location/Qualifiers	mol_type=protein organism=synthetic construct
	NonEnglishQualifier Value	
3-1-5	Residues	EVKLEESGGG LVQPGGSMKL SCVASGFIFS NHWMNWRQS PEKGLEWVAE IRSKSINSAT 60 HYAESVKGRF TISRDDSKSA VYLQMTDLRT EDTGVYYCSR NYYGSTYDYW GQGTTLVVSS 120 ASTKGPSVFP LAPSSKSTSG GTAALGCLVK DYFPEPVTVS WNSGALTSKV HTFPAVLQSS 180 GLYSLSSVVT VPSSSLGTQT YICNVNHKPS NTKVDKKVEP KSCDKTHTCP PCPAPPELLGG 240 PSVFLFPPKP KDTLMISRTF EVTCVVVDVS HEDPEVKFNV YVDGVEVHNA KTKPREEQYN 300 STYRVVSVLT VLHQDWLNGK EYKCKVSNKA LPAPIEKTIS KAKGQPREPQ VYTLPPSRDE 360 LTKNQVSLTCLVKGFYPSDI AVEWESNGQP ENNYKTTTPV LKSDGSEFFLY SKLTVDKSRW 420 QQGNVVFSCSV MHEALHNHYT QKSLSLSPGK 450
3-2	Sequences	
3-2-1	Sequence Number [ID]	2
3-2-2	Molecule Type	AA
3-2-3	Length	214
3-2-4	Features	source 1..214
	Location/Qualifiers	mol_type=protein organism=synthetic construct
	NonEnglishQualifier Value	
3-2-5	Residues	DILLTQSPA I LSVSPGERVS FSCRASQFVG SSIHWYQRT NGSPRLLIKY ASESMSGIPS 60 RFSGSGSGTD FTLISINTVES EDIADYYCQQ SHSWPFTFGS GTNLEVKRTV AAPSVFIFPP 120 SDEQLKSGTA SVVCLLNNFY PREAKVQWKV DNALQSGNSQ ESVTEQDSKD STYLSLSTLT 180 LSKADYEKHK VYACEVTHQG LSSPVTKSFN RGEC 214
3-3	Sequences	
3-3-1	Sequence Number [ID]	3
3-3-2	Molecule Type	AA
3-3-3	Length	224
3-3-4	Features	source 1..224
	Location/Qualifiers	mol_type=protein organism=synthetic construct
	NonEnglishQualifier Value	
3-3-5	Residues	EVQLVESGGG LVQPGRSLRL SCAASGFTFD DYAMHWVRQA PGKGLEWVSA ITWNSGHIDY 60 ADSVVEGRFTI SRDNAKNSLY LQMNSLRAED TAVYYCAKVS YLSTASSLDY WQGTLVTVS 120 SASTKGPSVF PLAPSSKSTS GGTAALGCLV KDYFPEPVTV SWNSGALTSV VHTFPAVLQS 180 SGLYSLSSVV TVPSSSLGTQ TYICNVNHKP SNTKVDKKE PKSC 224
3-4	Sequences	
3-4-1	Sequence Number [ID]	4
3-4-2	Molecule Type	AA
3-4-3	Length	219
3-4-4	Features	source 1..219
	Location/Qualifiers	mol_type=protein organism=synthetic construct
	NonEnglishQualifier Value	
3-4-5	Residues	EVQLVESGGG LVQPGRSLRL SCAASGFTFD DYAMHWVRQA PGKGLEWVSA ITWNSGHIDY 60 ADSVVEGRFTI SRDNAKNSLY LDMNSLRAED TAVYYCAKVS YLSTASSLDY WQGTLVTVS 120 SASTKGPSVF PLAPSSKSTS GGTAALGCLV KDYFPEPVTV SWNSGALTSV VHTFPAVLQS 180 SGLYSLSSVV TVPSSSLGTQ TYICNVNHKP SNTKVDKKI 219
3-5	Sequences	
3-5-1	Sequence Number [ID]	5
3-5-2	Molecule Type	AA
3-5-3	Length	451
3-5-4	Features	source 1..451
	Location/Qualifiers	mol_type=protein organism=synthetic construct
	NonEnglishQualifier Value	
3-5-5	Residues	EVQLVESGGG LVQPGRSLRL SCAASGFTFD DYAMHWVRQA PGKGLEWVSA ITWNSGHIDY 60 ADSVVEGRFTI SRDNAKNSLY LQMNSLRAED TAVYYCAKVS YLSTASSLDY WQGTLVTVS 120 SASTKGPSVF PLAPSSKSTS GGTAALGCLV KDYFPEPVTV SWNSGALTSV VHTFPAVLQS 180 SGLYSLSSVV TVPSSSLGTQ TYICNVNHKP SNTKVDKKE PKSCDKTHTC PPCPAPPELLG 240 GPSVFLFPPK PKDTLMISRT PEVTCVVVDV SHEDPEVKFN WYVDGVEVHN AKTKPREEQY 300 NSTYRVVSVL TVLHQDWLNG KEYKCKVSNK ALPAPIEKTI SKAKGQPREP QVYTLPPSRD 360 ELTKNQVSLT CLVKGFYPSD IAVEWESNGQ PENNYKTTTPV VLSDSGSFFL YSKLTVDKSR 420 WQQGNVVFSCS VMHEALHNHY TQKLSLSPG K 451
3-6	Sequences	
3-6-1	Sequence Number [ID]	6
3-6-2	Molecule Type	AA

3-6-3	Length	214
3-6-4	Features Location/Qualifiers	source 1..214 mol_type=protein organism=synthetic construct
3-6-5	NonEnglishQualifier Value Residues	DIQMTQSPSS LSASVGDRVT ITCRASQGIR NYLAWYQQKP GKAPKLLIYA ASTLQSGVPS 60 RFGSGSGTD FTLTISSLQP EDVATYYCQR YNRAPYTFGQ GTKVEIKRTV AAPSVFIFPP 120 SDEQLKSGTA SVVCLLNNFY PREAKVQWKV DNALQSGNSQ ESVTEQDSKD STYLSSTLT 180 LSKADYEKHK VYACEVTHQG LSSPVTKSFN RGEC 214
3-7	Sequences	
3-7-1	Sequence Number [ID]	7
3-7-2	Molecule Type	AA
3-7-3	Length	211
3-7-4	Features Location/Qualifiers	source 1..211 mol_type=protein organism=synthetic construct
3-7-5	NonEnglishQualifier Value Residues	DIQMTQSPSS LSASVGDRVT ITCRASQGIR NYLAWYQQKP GKAPKLLIYA ASTLQSGVPS 60 RFGSGSGTD FTLTISSLQP EDVATYYCQR YNRAPYTFGQ GTKVEIKRTV AAPTVKILQS 120 SCDGGGHFPP TIQLLCLVSG YTPGTIQTW LEDGQVMDVD LSTASTQEG ELASTQSELT 180 LSQKHWSLDR TYTCQVTYQG HTFEDSGKCC A 211
3-8	Sequences	
3-8-1	Sequence Number [ID]	8
3-8-2	Molecule Type	AA
3-8-3	Length	226
3-8-4	Features Location/Qualifiers	source 1..226 mol_type=protein organism=synthetic construct
3-8-5	NonEnglishQualifier Value Residues	EVQLVQSGAE VKKPGESLKI SCKGSGYSFT TYWLGWVRQM PGKGLDWIGI MSPVDSDIRY 60 SPSFQGVVDM SVDKSIITAY LQWNSLKASD TAMYYCARRR PGQGYDFDVG QGTLVTVSSS 120 STKGPSVFPL APSSKSTSGG TAALGCLVKD YFPEPVTVSW NSGALTSQVH TFPVAVLQSSG 180 LYSLSSVTV PSSLGLTQTY ICNVNHKPSN TKVDKRVEPK SCDKTH 226
3-9	Sequences	
3-9-1	Sequence Number [ID]	9
3-9-2	Molecule Type	AA
3-9-3	Length	214
3-9-4	Features Location/Qualifiers	source 1..214 mol_type=protein organism=synthetic construct
3-9-5	NonEnglishQualifier Value Residues	DIQMTQSPSS LSASVGDRVT ITCRASQGIS SWLAWYQQKP EKAPKSLIYA ASSLQSGVPS 60 RFGSGSGTD FTLTISSLQP EDFATYYCQQ YNIYPYTFGQ GTKLEIKRTV AAPSVFIFPP 120 SDEQLKSGTA SVVCLLNNFY PREAKVQWKV DNALQSGNSQ ESVTEQDSKD STYLSSTLT 180 LSKADYEKHK VYACEVTHQG LSSPVTKSFN RGEC 214
3-10	Sequences	
3-10-1	Sequence Number [ID]	10
3-10-2	Molecule Type	AA
3-10-3	Length	129
3-10-4	Features Location/Qualifiers	source 1..129 mol_type=protein organism=synthetic construct
3-10-5	NonEnglishQualifier Value Residues	SKLQVQLVES GGGVQPGRS LRLSCAAAGF IFSSYAMHWV RQAPGNGLVW VAFMSYDGSN 60 KKYADSVKGR FTISRDNKSN TLYLQMNLSR AEDTAVYYCA RDRGIAAGGN YYYYYGMDVWG 120 QGTITVTVSS 129
3-11	Sequences	
3-11-1	Sequence Number [ID]	11
3-11-2	Molecule Type	AA
3-11-3	Length	119
3-11-4	Features Location/Qualifiers	source 1..119 mol_type=protein organism=synthetic construct
3-11-5	NonEnglishQualifier Value Residues	AGSEIVLTQS PATLSLSPGE RATLSCRASQ SVYSYLAWYQ QKPGQAPRLL IYDASNRATG 60 IPARFSGSGS GTDFTLTISS LEPEDFAVYY CQQRSNWPPF TFGPGTKVDI KTSENLYFQ 119
3-12	Sequences	
3-12-1	Sequence Number [ID]	12
3-12-2	Molecule Type	AA
3-12-3	Length	222

3-12-4	Features Location/Qualifiers	source 1..222 mol_type=protein organism=synthetic construct
3-12-5	NonEnglishQualifier Value Residues	QVQLVQSGAE VKKPGASVKV SCKASGFNIK DTYIHWRQA PGQRLEWGR IDPANGYTKY 60 DPKFQGRVTI TADTSASTAY MELSSLRSED EAVYYCAREG YYGNYGVYAM DYWGQGLT 120 VSSASTKGPS VFPLAPCSRS TSESTAALGC LVKDYFPEPV TVSWNSGALT SGVHTFPAVL 180 QSSGLYSLSV VVTPSSSLG TKTYTECNVDH KPSNTKVDKR VE 222
3-13	Sequences	
3-13-1	Sequence Number [ID]	13
3-13-2	Molecule Type	AA
3-13-3	Length	234
3-13-4	Features Location/Qualifiers	source 1..234 mol_type=protein organism=synthetic construct
3-13-5	NonEnglishQualifier Value Residues	QVQLVQSGAE VKKPGASVKV SCKASGFNIK DTYIHWRQA PGQRLEWGR IDPANGYTKY 60 DPKFQGRVTI TADTSASTAY MELSSLRSED EAVYYCAREG YYGNYGVYAM DYWGQGLT 120 VSSASTKGPS VFPLAPCSRS TSESTAALGC LVKDYFPEPV TVSWNSGALT SGVHTFPAVL 180 QSSGLYSLSV VVTPSSSLG TKTYTECNVDH KPSNTKVDKR VESKYGPPEN LYFQ 234
3-14	Sequences	
3-14-1	Sequence Number [ID]	14
3-14-2	Molecule Type	AA
3-14-3	Length	210
3-14-4	Features Location/Qualifiers	source 1..210 mol_type=protein organism=synthetic construct
3-14-5	NonEnglishQualifier Value Residues	DIQMTQSPSS LSASVGDRVT ITCKTSQDIN KYMAWYQOTP GKAPRLLIHY TSALQPGIPS 60 RFSGSGSGRD YFTFISLQP EDIATYYCLQ YDNLWTFGQG TKVEIKRTVA APSVFIFPPS 120 DEQLKSGTAS VVCLLNNFYP REAKVQWKVD NALQSGNSQE SVTEQDSKDS TYSLSSTLTL 180 SKADYEKHKV YACEVTHQGL SSPVTKSFNR 210
3-15	Sequences	
3-15-1	Sequence Number [ID]	15
3-15-2	Molecule Type	AA
3-15-3	Length	211
3-15-4	Features Location/Qualifiers	source 1..211 mol_type=protein organism=synthetic construct
3-15-5	NonEnglishQualifier Value Residues	DIQMTQSPSS LSASVGDRVT ITCKTSQDIN KYMAWYQOTP GKAPRLLIHY TSALQPGIPS 60 RFSGSGSGRD YFTFISLQP EDIATYYCLQ YDNLWTFGQG TKVEIKRTVA APSVFIFPPS 120 DEQLKSGTAS VVCLLNNFYP REAKVQWKVD NALQSGNSQE SVTEQDSKDS TYSLSSTLTL 180 SKADYEKHKV YACEVTHQGL SSPVTKSFNR G 211
3-16	Sequences	
3-16-1	Sequence Number [ID]	16
3-16-2	Molecule Type	AA
3-16-3	Length	451
3-16-4	Features Location/Qualifiers	source 1..451 mol_type=protein organism=synthetic construct
3-16-5	NonEnglishQualifier Value Residues	QVQLVQSGAE VKKPGASVKV SCKGSGYFTF SYWMHWVRQA PGQRLEWIGE IDPSESNTRY 60 NQKFKGRVTL TVDISASTAY MELSSLRSED TAVYYCARGG YDGWDYAIDY WGQGLT 120 SASTKGPSVF PLAPSSKSTS GGTAALGCLV KDYFPEPVTV SWNSGALTSG VHTFPAVLQS 180 SGLYSLSVSV VVTPSSSLGTQ TYICNVNHKP SNTKVDKKE PKSCDKTHTC PPCPAPELAG 240 APSVFLFPPK PKDTLMISRT PEVTCVVVDV SHEDPEVKFN WYVDGVEVHN AKTKPREEQY 300 NSTYRVVSVL TVLHQDWLNG KEYKCKVSNK ALPAPIEKTI SKAKGQPREP QVYTLPPSRD 360 ELTKNQVSLT CLVKGFYPSD IAVEWESNGQ PENNYKTPP VLDSGDSGFFL YSKLTVDKSR 420 WQQGNVFSV VMHEALHNHY TQKSLSLSPG K 451
3-17	Sequences	
3-17-1	Sequence Number [ID]	17
3-17-2	Molecule Type	AA
3-17-3	Length	219
3-17-4	Features Location/Qualifiers	source 1..219 mol_type=protein organism=synthetic construct
3-17-5	NonEnglishQualifier Value Residues	DVVMTQSPPLS LPVTPGEPAS ISCRSSQSLA KSYGNTYLSW YLQKPGQSPQ LLIYGISNRF 60 SGVPDRFSGS GSGTDFTLKI SRVEAEDVGV YYCLQGHQHP YTFGQGTQVE IKRTVAAPSV 120 FIFPPSDEQL KSGTASVCL LNNFYPRK VQWKVDNALQ SGNSQESVTE QDSKSTYSL 180

		SSTLTLSKAD YEKHKVYACE VTHQGLSSPV TKSFNRGEC	219
3-18	Sequences		
3-18-1	Sequence Number [ID]	18	
3-18-2	Molecule Type	AA	
3-18-3	Length	229	
3-18-4	Features	source 1..229	
	Location/Qualifiers	mol_type=protein organism=synthetic construct	
3-18-5	NonEnglishQualifier Value Residues	EVQLVESGGG LVQPGGSLRL SCAASGYVFT DYGMNWVRQA PGKGLEWMGW INTYIGIPIY 60 ADSVKGRFTF SLDTSKSTAY LQMNSLRAED TAVYYCARGY RSYAMDYWGQ GTLTVSSAS 120 TKGPSVFPLA PSSKSTSGGT AALGCLVKDY FPEPVTVSWN SGALTSGVHT FPAVLQSSGL 180 YSLSSVTVTP SSSLGTQTYI CNVNHKPSNT KVDKKVEPKS CDKTHTCAA 229	
3-19	Sequences		
3-19-1	Sequence Number [ID]	19	
3-19-2	Molecule Type	AA	
3-19-3	Length	214	
3-19-4	Features	source 1..214	
	Location/Qualifiers	mol_type=protein organism=synthetic construct	
3-19-5	NonEnglishQualifier Value Residues	DIQMTQSPSS LSASVGRVT ITCKASQNVG TNVAWYQKP GKAPKALIYS ASFLYSGVPY 60 RFSGSGSGTD FTLTISSLQP EDFATYYCQQ YNIYPLTFGQ GTKVEIKRTV AAPSVFIFPP 120 SDEQLKSGTA SVVCLLNNFY PREAKVQWKV DNALQSGNSQ ESVTEQDSKD STYLSLSTLT 180 LSKADYEKHK VYACEVTHQG LSSPVTKSFN RGEC 214	
3-20	Sequences		
3-20-1	Sequence Number [ID]	20	
3-20-2	Molecule Type	AA	
3-20-3	Length	37	
3-20-4	Features	source 1..37	
	Location/Qualifiers	mol_type=protein organism=synthetic construct SITE 37 note=Amidated residue	
3-20-5	NonEnglishQualifier Value Residues	KCNTATCATQ RLANFLVHSS NNFGPILPPT NVGSNTY	37
3-21	Sequences		
3-21-1	Sequence Number [ID]	21	
3-21-2	Molecule Type	AA	
3-21-3	Length	37	
3-21-4	Features	source 1..37	
	Location/Qualifiers	mol_type=protein organism=synthetic construct SITE 37 note=Amidated residue	
3-21-5	NonEnglishQualifier Value Residues	KCNTATCATQ RLANFLVHSS NNFGPILPPT NVGSNTY	37
3-22	Sequences		
3-22-1	Sequence Number [ID]	22	
3-22-2	Molecule Type	AA	
3-22-3	Length	31	
3-22-4	Features	source 1..31	
	Location/Qualifiers	mol_type=protein organism=synthetic construct SITE 31 note=Hydroxylated residue	
3-22-5	NonEnglishQualifier Value Residues	HAEGTFTSDV SSYLEGEAAK EFLAWLVKGR G	31
3-23	Sequences		
3-23-1	Sequence Number [ID]	23	
3-23-2	Molecule Type	AA	
3-23-3	Length	36	
3-23-4	Features	source 1..36	
	Location/Qualifiers	mol_type=protein organism=synthetic construct SITE 36 note=Amidated residue	
3-23-5	NonEnglishQualifier Value Residues	HGEGTFTSDL SKQMEEAVRL FIEWKNGGPS SGAPPS	36

3-24	Sequences	
3-24-1	Sequence Number [ID]	24
3-24-2	Molecule Type	AA
3-24-3	Length	226
3-24-4	Features	source 1..226
	Location/Qualifiers	mol_type=protein organism=synthetic construct
3-24-5	NonEnglishQualifier Value Residues	EVKLEESGGG LVQPGGSMKL SCVASGFIFS NHWMNWVRQS PEKGLEWVAE IRSKSINSAT 60 HYAESVKGRF TISRDDSKSA VYLQMTDLRT EDTGVYYCSR NYYGSTYDYW GQGTTLTVSS 120 ASTKGPSVFP LAPSSKSTSG GTAALGCLVK DYFPEPVTVS WNSGALTSKV HFFPAVLQSS 180 GLYSLSSVVT VPSSSLGTQT YICNVNHKPS NTKVDKKVEP KSCDKT 226
3-25	Sequences	
3-25-1	Sequence Number [ID]	25
3-25-2	Molecule Type	AA
3-25-3	Length	39
3-25-4	Features	source 1..39
	Location/Qualifiers	mol_type=protein organism=synthetic construct SITE 2 note=alpha-amino isobutyric acid SITE 13 note=alpha-amino isobutyric acid
3-25-5	NonEnglishQualifier Value Residues	YXEGTFTSDY SIXLDKIAQK AFWQWLIAGG PSSGAPPPS 39
3-26	Sequences	
3-26-1	Sequence Number [ID]	26
3-26-2	Molecule Type	AA
3-26-3	Length	37
3-26-4	Features	source 1..37
	Location/Qualifiers	mol_type=protein organism=synthetic construct DISULFID 2..7 note=Intrachain disulfide bond SITE 37 note=Amidated tyrosine
3-26-5	NonEnglishQualifier Value Residues	KCNTATCATQ RLANFLVHSS NNFGPILPPT NVGSNTY 37
3-27	Sequences	
3-27-1	Sequence Number [ID]	27
3-27-2	Molecule Type	AA
3-27-3	Length	37
3-27-4	Features	source 1..37
	Location/Qualifiers	mol_type=protein organism=synthetic construct SITE 1 note=Lysine residue conjugated to a gamma glutamate linker and eicosa nedioic acid DISULFID 2..7 note=Intrachain disulfide bond SITE 37 note=Amidated tyrosine
3-27-5	NonEnglishQualifier Value Residues	KCNTATCATQ RLANFLVHSS NNFGPILPPT NVGSNTY 37
3-28	Sequences	
3-28-1	Sequence Number [ID]	28
3-28-2	Molecule Type	AA
3-28-3	Length	37
3-28-4	Features	source 1..37
	Location/Qualifiers	mol_type=protein organism=synthetic construct SITE 1 note=Lysine residue conjugated to a gamma glutamate linker and eicosa nedioic acid, ionically bound to (2-hydroxyethyl)trimethylazanium DISULFID 2..7 note=Intrachain disulfide bond SITE 37 note=Amidated tyrosine
	NonEnglishQualifier Value	

3-28-5	Residues	KCNTATCATQ RLANFLVHSS NNFGPILPPT NVGSNTY	37
3-29	Sequences		
3-29-1	Sequence Number [ID]	29	
3-29-2	Molecule Type	AA	
3-29-3	Length	37	
3-29-4	Features	source 1..37	
	Location/Qualifiers	mol_type=protein organism=synthetic construct SITE 1 note=Lysine residue conjugated to a gamma glutamate linker and eicosa nedioic acid that has been esterified with choline DISULFID 2..7 note=Intrachain disulfide bond SITE 37 note=Amidated tyrosine	
	NonEnglishQualifier Value		
3-29-5	Residues	KCNTATCATQ RLANFLVHSS NNFGPILPPT NVGSNTY	37
3-30	Sequences		
3-30-1	Sequence Number [ID]	30	
3-30-2	Molecule Type	AA	
3-30-3	Length	39	
3-30-4	Features	source 1..39	
	Location/Qualifiers	mol_type=protein organism=synthetic construct MOD_RES 2 note=Aminoisobutyric acid (Aib) MOD_RES 13 note=Aminoisobutyric acid (Aib) SITE 20 note=C20 fatty diacid moiety (eicosanedioic acid) linked via hydrophi lic linkers (gamma-Glu-2xAdo, gamma glutamate and bis-aminodiethoxya cetyl) connected to lysine residue at site 20 SITE 39 note=Amidated serine	
	NonEnglishQualifier Value		
3-30-5	Residues	YXEGTFTSDY SIXLDKIAQK AFVQWLIAGG PSSGAPPPS	39
3-31	Sequences		
3-31-1	Sequence Number [ID]	31	
3-31-2	Molecule Type	AA	
3-31-3	Length	39	
3-31-4	Features	source 1..39	
	Location/Qualifiers	mol_type=protein organism=synthetic construct MOD_RES 2 note=Aminoisobutyric acid (Aib) MOD_RES 13 note=Aminoisobutyric acid (Aib) SITE 20 note=C20 fatty diacid moiety (eicosanedioic acid) linked via hydrophi lic linkers (gamma-Glu-2xAdo, gamma glutamate and bis-aminodiethoxya cetyl) connected to lysine residue SITE 39 note=Amidated serine	
	NonEnglishQualifier Value		
3-31-5	Residues	YXEGTFTSDY SIXLDKIAQK AFVQWLIAGG PSSGAPPPS	39
3-32	Sequences		
3-32-1	Sequence Number [ID]	32	
3-32-2	Molecule Type	AA	
3-32-3	Length	39	
3-32-4	Features	source 1..39	
	Location/Qualifiers	mol_type=protein organism=synthetic construct SITE 1 note=2-hydroxyethyl(trimethyl)azanium modified residue MOD_RES 2 note=Aminoisobutyric acid (Aib) MOD_RES 13 note=Aminoisobutyric acid (Aib) SITE 20	

		note=C20 fatty diacid moiety (eicosanedioic acid) linked via hydrophic linkers (gamma-Glu-2xAdo, gamma glutamate and bis-aminodiethoxyacetyl) connected to lysine residue, ionically bound to (2-hydroxyethyl)trimethylazanium SITE 39 note=Amidated serine	
3-32-5	NonEnglishQualifier Value Residues	YXEGTFTSDY SIXLDKIAQK AFVQWLIAGG PSSGAPPPS	39
3-33	Sequences		
3-33-1	Sequence Number [ID]	33	
3-33-2	Molecule Type	AA	
3-33-3	Length	39	
3-33-4	Features Location/Qualifiers	source 1..39 mol_type=protein organism=synthetic construct MOD_RES 2 note=Aminoisobutyric acid (Aib) MOD_RES 13 note=Aminoisobutyric acid (Aib) SITE 20 note=C20 fatty diacid moiety (eicosanedioic acid) linked via hydrophic linkers (gamma-Glu-2xAdo, gamma glutamate and bis-aminodiethoxyacetyl) connected to lysine residue, wherein the eicosanedioic acid has been esterified with choline SITE 39 note=Amidated serine	
3-33-5	NonEnglishQualifier Value Residues	YXEGTFTSDY SIXLDKIAQK AFVQWLIAGG PSSGAPPPS	39
3-34	Sequences		
3-34-1	Sequence Number [ID]	34	
3-34-2	Molecule Type	AA	
3-34-3	Length	31	
3-34-4	Features Location/Qualifiers	source 1..31 mol_type=protein organism=synthetic construct SITE 20 note=Lysine side chain linked via an amide linkage to gamma-glutamate -palmitic acid (gammaGlu-C16 fatty acid)	
3-34-5	NonEnglishQualifier Value Residues	HAEGTFTSDV SSYLEGQAAK EFWLVRGR G	31
3-35	Sequences		
3-35-1	Sequence Number [ID]	35	
3-35-2	Molecule Type	AA	
3-35-3	Length	31	
3-35-4	Features Location/Qualifiers	source 1..31 mol_type=protein organism=synthetic construct MOD_RES 2 note=aminoisobutyric acid (Aib) SITE 20 note=Lysine connected to octadecanedioic acid-gamma glutamate-2x poly ethylene glycol	
3-35-5	NonEnglishQualifier Value Residues	HXEGTFTSDV SSYLEGQAAK EFWLVRGR G	31
3-36	Sequences		
3-36-1	Sequence Number [ID]	36	
3-36-2	Molecule Type	AA	
3-36-3	Length	31	
3-36-4	Features Location/Qualifiers	source 1..31 mol_type=protein organism=synthetic construct SITE 1 note=[2-hydroxyethyl(trimethyl)azanium] histidine MOD_RES 2 note=Aminoisobutyric acid (Aib) SITE 20 note=C20 fatty diacid moiety (eicosanedioic acid) linked via hydrophic linkers (gamma-Glu-2xAdo, gamma glutamate and bis-aminodiethoxyacetyl) connected to lysine residue, ionically bound to (2-hydroxyethyl)trimethylazanium	
3-36-5	NonEnglishQualifier Value Residues	HXEGTFTSDV SSYLEGQAAK EFWLVRGR G	31

3-37	Sequences		
3-37-1	Sequence Number [ID]	37	
3-37-2	Molecule Type	AA	
3-37-3	Length	31	
3-37-4	Features	source 1..31	
	Location/Qualifiers	mol_type=protein organism=synthetic construct	
		MOD_RES 2 note=Aminoisobutyric acid (Aib)	
		SITE 20 note=C20 fatty diacid moiety (eicosanedioic acid) linked via hydrophobic linkers (gamma-Glu-2xAdo, gamma glutamate and bis-aminodiethoxyacetyl) connected to lysine residue, wherein the eicosanedioic acid has been esterified with choline	
3-37-5	NonEnglishQualifier Value Residues	HXEGTFTSDV SSYLEGQAAK EFWLVRGR G	31
3-38	Sequences		
3-38-1	Sequence Number [ID]	38	
3-38-2	Molecule Type	AA	
3-38-3	Length	31	
3-38-4	Features	source 1..31	
	Location/Qualifiers	mol_type=protein organism=synthetic construct	
		MOD_RES 2 note=Aminoisobutyric acid (Aib)	
		SITE 20 note=C20 fatty diacid moiety (eicosanedioic acid) linked via hydrophobic linkers (gamma-Glu-2xAdo, gamma glutamate and bis-aminodiethoxyacetyl) connected to lysine residue	
3-38-5	NonEnglishQualifier Value Residues	HXEGTFTSDV SSYLEGQAAK EFWLVRGR G	31
3-39	Sequences		
3-39-1	Sequence Number [ID]	39	
3-39-2	Molecule Type	AA	
3-39-3	Length	31	
3-39-4	Features	source 1..31	
	Location/Qualifiers	mol_type=protein organism=synthetic construct	
		SITE 1 note=[2-hydroxyethyl(trimethyl)azanium] histidine	
		MOD_RES 2 note=Aminoisobutyric acid (Aib)	
		SITE 20 note=C20 fatty diacid moiety (eicosanedioic acid) linked via hydrophobic linkers (gamma-Glu-2xAdo, gamma glutamate and bis-aminodiethoxyacetyl) connected to lysine residue, ionically bound to (2-hydroxyethyl)trimethylazanium	
3-39-5	NonEnglishQualifier Value Residues	HXEGTFTSDV SSYLEGQAAK EFWLVRGR G	31
3-40	Sequences		
3-40-1	Sequence Number [ID]	40	
3-40-2	Molecule Type	AA	
3-40-3	Length	31	
3-40-4	Features	source 1..31	
	Location/Qualifiers	mol_type=protein organism=synthetic construct	
		SITE 1 note=heptakis-[2-hydroxyethyl(trimethyl)azanium]-histidine	
		MOD_RES 2 note=Aminoisobutyric acid (Aib)	
		SITE 3 note=(2-hydroxyethyl)trimethylazanium ionically bound to Glutamate residue at a ratio of 1:1	
		SITE 9 note=(2-hydroxyethyl)trimethylazanium ionically bound to Aspartate residue at a ratio of 1:1	
		SITE 15 note=(2-hydroxyethyl)trimethylazanium ionically bound to Glutamate residue at a ratio of 1:1	
		SITE 20 note=Lysine (2-hydroxyethyl)trimethylazanium ionically bound to eicosanedioic acid and Glutamate residue at a ratio of 1:1	
		SITE 21 note=(2-hydroxyethyl)trimethylazanium ionically bound to Glutamate residue at a ratio of 1:1	

		SITE 31 note=(2-hydroxyethyl)trimethylazanium ionically bound to Glycinate re sidue at a ratio of 1:1	
3-40-5	NonEnglishQualifier Value Residues	HXEGTFTSDV SSYLEGQAAK EFlAWLVRGR G	31
3-41	Sequences		
3-41-1	Sequence Number [ID]	41	
3-41-2	Molecule Type	AA	
3-41-3	Length	31	
3-41-4	Features Location/Qualifiers	source 1..31 mol_type=protein organism=synthetic construct SITE 1 note=octacosakis-[2-hydroxyethyl(trimethyl)azanium] histidine MOD_RES 2 note=Aminoisobutyric acid (Aib) SITE 3 note=(2-hydroxyethyl)trimethylazanium ionically bound to Glutamate re sidue at a ratio of 4:1 SITE 9 note=(2-hydroxyethyl)trimethylazanium ionically bound to Aspartate re sidue at a ratio of 4:1 SITE 15 note=(2-hydroxyethyl)trimethylazanium ionically bound to Glutamate re sidue at a ratio of 4:1 SITE 20 note=Lysine (2-hydroxyethyl)trimethylazanium ionically bound to eicos anedioic acid and Glutamate residue at a ratio of 4:1 SITE 21 note=(2-hydroxyethyl)trimethylazanium ionically bound to Glutamate re sidue at a ratio of 4:1 SITE 31 note=(2-hydroxyethyl)trimethylazanium ionically bound to Glycinate re sidue at a ratio of 4:1	
3-41-5	NonEnglishQualifier Value Residues	HXEGTFTSDV SSYLEGQAAK EFlAWLVRGR G	31
3-42	Sequences		
3-42-1	Sequence Number [ID]	42	
3-42-2	Molecule Type	AA	
3-42-3	Length	31	
3-42-4	Features Location/Qualifiers	source 1..31 mol_type=protein organism=synthetic construct MOD_RES 2 note=aminoisobutyric acid (Aib) SITE 20 note=Lysine conjugated to eicosanedioic acid-gamma-glutamate(cinnamate)-bis-aminodiethoxyacetyl	
3-42-5	NonEnglishQualifier Value Residues	HXEGTFTSDV SSYLEGQAAK EFlAWLVRGR G	31