



(22) Date de dépôt/Filing Date: 2000/07/14

(41) Mise à la disp. pub./Open to Public Insp.: 2002/01/14

(51) Cl.Int.<sup>7</sup>/Int.Cl.<sup>7</sup> G01N 37/00, C07H 21/00

(71) Demandeur/Applicant:  
NEOGENESIS, INC., US

(72) Inventeurs/Inventors:  
JINDAL, SATISH, US;  
SHIPPS, GERALD, US;  
KALGHATGI, KRISHNA, US;  
WINTNER, EDWARD A., US;  
BIRNBAUM, SETH, US;  
NASH, HUW M., US

(74) Agent: MBM & CO.

(54) Titre : METHODE POUR PRODUIRE DES BIBLIOTHEQUES COMBINATOIRES CODEES EN MASSE

(54) Title: METHOD FOR PRODUCING MASS-CODED COMBINATORIAL LIBRARIES

(57) **Abrégé/Abstract:**

The present invention provides a method for producing a mass-coded combinatorial library comprising a set of compounds having the general formula  $X(Y)_n$ , where X is a scaffold, each Y is, independently, a peripheral moiety, and n is an integer greater than 1. The method comprises selecting a peripheral moiety precursor subset from a peripheral moiety precursor set. The subset includes a sufficient number of peripheral moiety precursors that at least about 50 distinct combinations of n peripheral moieties derived from the peripheral moiety precursors in the subset exist. The subset of peripheral moiety precursors is selected so that at least about 90 % of all possible combinations of n peripheral moieties derived from the subset have a molecular mass sum which is distinct from the molecular mass sums of all of the other combinations of n peripheral moieties. The method further comprises contacting the peripheral moiety precursor subset with a scaffold precursor which has n reactive groups. Methods of use of the mass-coded combinatorial library produced by this method for identifying a ligand to a particular biomolecule are also disclosed.



-1-

Abstract

The present invention provides a method for producing a mass-coded combinatorial library comprising a set of compounds having the general formula  $X(Y)_n$ , where X is a scaffold, each Y is, independently, a peripheral moiety, and n is an integer greater than 1. The method comprises selecting a peripheral moiety precursor subset from a peripheral moiety precursor set. The subset includes a sufficient number of peripheral moiety precursors that at least about 50 distinct combinations of n peripheral moieties derived from the peripheral moiety precursors in the subset exist. The subset of peripheral moiety precursors is selected so that at least about 90 % of all possible combinations of n peripheral moieties derived from the subset have a molecular mass sum which is distinct from the molecular mass sums of all of the other combinations of n peripheral moieties. The method further comprises contacting the peripheral moiety precursor subset with a scaffold precursor which has n reactive groups. Methods of use of the mass-coded combinatorial library produced by this method for identifying a ligand to a particular biomolecule are also disclosed.

-1a-

## METHOD FOR PRODUCING MASS-CODED COMBINATORIAL LIBRARIES

## BACKGROUND OF THE INVENTION

Genomics is identifying the genes responsible for all human functions and diseases. With 80,000 genes in the human genome, the thousands of genes involved in development, stature, intelligence, and other features of a human being are being defined. Humans suffer from hundreds of inherited and infectious diseases, and the genes involved in such are also being identified. Proteins encoded by all these genes are targets for therapeutic drugs. However, drugs that can be applied to human function and disease will not simply emerge from genomic information. Conventional drug development for a single disease is a lengthy, tedious and extremely expensive process. Technologies that eliminate the major hurdles facing drug development in the post-genomic era would be of substantial value.

## SUMMARY OF THE INVENTION

The present invention provides a method for producing a mass-coded set of chemical compounds having the general formula  $X(Y)_n$ , where X is a scaffold, each Y is, independently, a peripheral moiety, and n is an integer greater than 1, typically from 2 to about 6. The method comprises selecting a peripheral moiety precursor subset from a peripheral moiety precursor set. The subset includes a sufficient number of peripheral moiety precursors that at least about 50, 100, 250 or 500 distinct



-2-

combinations of n peripheral moieties derived from the peripheral moiety precursors in the subset exist. The subset of peripheral moiety precursors is selected so that at least about 90% of all possible combinations of n peripheral moieties derived from the subset of peripheral moiety precursors have a molecular mass sum which is distinct from the molecular mass sums of all of the other combinations of n peripheral moieties. The method further comprises contacting the peripheral moiety precursor subset with a scaffold precursor which has n reactive groups, each of which is capable of reacting with at least one peripheral moiety precursor to form a covalent bond. The peripheral moiety precursor subset is contacted with the scaffold precursor under conditions sufficient for the reaction of each reactive group with a peripheral moiety precursor, resulting in a mass-coded set of compounds of the general formula  $X(Y)_n$ .

In another embodiment, the invention provides a method of identifying a member or members of a mass-coded combinatorial library which are ligands for a biomolecule, for example, a protein or a nucleic acid molecule, such as DNA or RNA. The method comprises the steps of (1) contacting the biomolecule with the mass-coded molecular library, whereby members of the mass-coded molecular library which are ligands for the biomolecule bind to the biomolecule to form biomolecule-ligand complexes and members of the mass-coded library which are not ligands for the biomolecule remain unbound; (2) separating the biomolecule-ligand complexes from the unbound members of

the mass-coded molecular library; (3) dissociating the biomolecule-ligand complexes; and (4) determining the molecular mass of each ligand to identify the set of n peripheral moieties present in each ligand.

5           In a further embodiment, the invention provides a method for identifying a member or members of a mass-coded molecular library which are ligands for a biomolecule and bind to the biomolecule at the binding site of a ligand known to bind the biomolecule (a known ligand). The method  
10 comprises the steps of: (1) contacting the biomolecule with the mass-coded molecular library, so that members of the mass-coded molecular library which are ligands for the biomolecule bind to the biomolecule to form biomolecule-ligand complexes and members of the mass-coded library  
15 which are not ligands for the biomolecule remain unbound; (2) separating the biomolecule-ligand complexes from the unbound members of the mass-coded molecular library; (3) contacting the biomolecule-ligand complexes with a ligand known to bind the biomolecule, to dissociate biomolecule-  
20 ligand complexes in which the ligand binds to the biomolecule at the binding site of the known ligand, thereby forming biomolecule-known ligand complexes and dissociated ligands; (4) separating the dissociated ligands and biomolecule-ligand complexes; and (5) determining the  
25 molecular mass of each dissociated ligand to identify the set of n peripheral moieties present in each dissociated ligand.

In a yet further embodiment, the invention provides a method for identifying a member or members of a mass-coded



-4-

combinatorial library which are ligands for a first biomolecule but are not ligands for a second biomolecule. The method comprises the steps of: (1) contacting the first biomolecule with the mass-coded molecular library, whereby  
5 members of the mass-coded molecular library which are ligands for the first biomolecule bind to the first biomolecule to form first biomolecule-ligand complexes and members of the mass-coded library which are not ligands for the first biomolecule remain unbound; (2) separating the  
10 first biomolecule-ligand complexes from the unbound members of the mass-coded molecular library; (3) dissociating the first biomolecule-ligand complexes; (4) determining the molecular mass of each ligand for the first biomolecule; (5) contacting the second biomolecule with the mass-coded  
15 molecular library, whereby members of the mass-coded molecular library which are ligands for the second biomolecule bind to the second biomolecule to form second biomolecule-ligand complexes and members of the mass-coded library which are not ligands for the second biomolecule  
20 remain unbound; (6) separating the second biomolecule-ligand complexes from the unbound members of the mass-coded molecular library; (7) dissociating the second biomolecule-ligand complexes; (8) determining the molecular mass of each ligand for the second biomolecule; and (9) determining  
25 which molecular masses determined in step (4) are not determined in step (8). This provides the molecular masses of members of the mass-coded combinatorial library which are ligands for the first biomolecule, but are not ligands for the second biomolecule.

In another embodiment, the method for identifying a member or members of a mass-coded combinatorial library which are ligands for a first biomolecule but are not ligands for a second biomolecule comprises the steps of:

5 (1) contacting the second biomolecule with the mass-coded molecular library, so that members of the mass-coded molecular library which are ligands for the second biomolecule bind to the second biomolecule to form second biomolecule-ligand complexes and members of the mass-coded

10 library which are not ligands for the second biomolecule remain unbound; (2) separating the second biomolecule-ligand complexes from the unbound members of the mass-coded molecular library; (3) contacting the first biomolecule with the unbound members of the mass-coded molecular

15 library of step (2), whereby members of the mass-coded molecular library which are ligands for the first biomolecule bind to the first biomolecule to form first biomolecule-ligand complexes and members of the mass-coded library which are not ligands for the first biomolecule

20 remain unbound; (4) dissociating the first biomolecule-ligand complexes; and (5) determining the molecular mass of each ligand for the first biomolecule. Each molecular mass determined corresponds to a set of n peripheral moieties present in a ligand for the first biomolecule which is not

25 a ligand for the second biomolecule.

In yet another embodiment, the present invention relates to a method for identifying a member of a mass-coded combinatorial library which is a ligand for a biomolecule and assessing the the effect of the binding of



the ligand to the biomolecule. The method comprises the steps of: contacting the biomolecule with the mass-coded molecular library, whereby members of the mass-coded molecular library which are ligands for the biomolecule  
5 bind to the biomolecule to form biomolecule-ligand complexes and members of the mass-coded library which are not ligands for the biomolecule remain unbound; separating the biomolecule-ligand complexes from the unbound members of the mass-coded molecular library; dissociating the  
10 biomolecule-ligand complexes; determining the molecular mass of each ligand to identify the set of n peripheral moieties present in each ligand. The molecular mass of each ligand corresponds to a set of n peripheral moieties present in that ligand, thereby identifying a member of the  
15 mass-coded combinatorial library which is a ligand for the biomolecule. The method further comprises assessing in an *in vivo* or *in vitro* assay the effect of the binding of the ligand to the biomolecule on the function of the biomolecule.

20 The method of the invention allows rapid production of mass-coded combinatorial libraries comprising large numbers of compounds. The mass-coding enables the identification of individual combinations of scaffold and peripheral moieties by molecular mass. The libraries prepared by the  
25 method of the invention also allow the rapid identification of compounds which are ligands for a given biomolecule.



## BRIEF DESCRIPTION OF THE DRAWINGS

Figures 1A and 1B are flow charts illustrating a procedure and alternative procedure, respectively, for selecting a subset of peripheral moiety precursors from among a larger set of peripheral moiety precursors for the production of a mass-coded combinatorial library.

Figure 2A is a graph illustrating the mass redundancy of the combinatorial libraries resulting from a computer selected set of peripheral moiety precursors selected using a mass-coding algorithm.

Figure 2B is a graph illustrating the mass redundancy of the combinatorial libraries resulting from a set of peripheral moiety precursors selected randomly.

Figure 2C presents graphs illustrating the mass redundancy of the combinatorial libraries resulting from (1) a computer optimized set of peripheral moiety precursors selected using a mass-coding algorithm (...) and (2) a set of peripheral moiety precursors selected randomly (-).

Figure 3 is a schematic diagram of a computer system employing a digital processor assembly embodying the invention method of selecting a subset of peripheral moiety precursors which minimize or eliminate mass redundancy in a library.

## 25 DETAILED DESCRIPTION OF THE INVENTION

The major hurdles in drug development include a need for: 1) combinatorial chemistry technology that enables rapid production of nearly unlimited numbers of compounds

while incorporating the ability to identify efficiently single chemical compounds that bind tightly to a specific biomolecule target, such as a protein or nucleic acid molecule; 2) extremely efficient target-based screening technologies that permit rapid identification of chemical compounds within a large library mixture that become tightly associated with a target biomolecule, even when the function of that biomolecule is not well understood and 3) an information data set that describes how chemical components interact with biomolecules of medical importance.

The present invention provides a method of producing a mass-coded set of compounds, such as a mass-coded combinatorial library. The compounds are of the general formula  $X(Y)_n$ , wherein X is a scaffold, each Y is a peripheral moiety and n is an integer greater than 1, typically from 2 to about 6. The term "scaffold", as used herein, refers to a molecular fragment to which two or more peripheral moieties are attached via a covalent bond. The scaffold is a molecular fragment which is common to each member of the mass-coded set of compounds. The term "peripheral moiety", as used herein, refers to a molecular fragment which is bonded to a scaffold. Each member of the set of mass-coded compounds will include a combination of n peripheral moieties bonded to the scaffold and this set of compounds forms a mass coded combinatorial library.

The term "combination", as used herein, refers to all permutations of m moieties having n members where m is an integer greater than 2, n is an integer greater than 1 and

-9-

m is greater than or equal to n, such that:

(1) Permutations having n members in which a given moiety is present from 0 to n times are included.

(2) Permutations having the same n moieties but ordered  
5 differently are included once and only once.

The number of combinations of all permutations of m moieties having n members may be calculated from the formula:

$$\text{Combinations} = k! / ((k-n)! * n!) \quad \text{where } k = m + (n-1)$$

10 For example, the combinations of the four moieties labeled A, B, C, D which have 3 members are: A A A; A A B; A A C; A A D; A B B; A B C; A B D; A C C; A C D; A D D; B B B; B B C; B B D; B C C; B C D; B D D; C C C; C C D; C D D and D D D. B A A and A B A, for example, are not counted  
15 as separate combinations; only A A B is counted. In this example, m = 4, n = 3 and the number of combinations is given by

$$6! / ((6-3)! * 3!) = 20.$$

20 The terms "mass-coded set of compounds" and "mass-coded combinatorial library", as used herein, refer to a set of compounds of the formula  $XY_n$ , where X is a scaffold, each Y is, independently, a peripheral moiety and n is an integer greater than 1, typically from 2 to about 6. Such  
25 a set of compounds is synthesized as a mixture by the combination of a set of peripheral moiety precursors with a



-10-

scaffold precursor, and is designed to possess minimum mass redundancy, given the requirement that a fixed number (subset) of peripheral moiety precursors must be chosen from a set of available peripheral moiety precursors.

5       The term "mass" or "molecular mass", as used herein, refers to the exact mass of a molecule or collection of chemical moieties in which each atom is the most abundant naturally occurring isotope for the particular element. Exact masses and their determination by mass spectrometry  
10 are discussed by Pretsch et al., *Tables of Spectral Data for Structure Determination of Organic Compounds*, second edition, Springer-Verlag (1989), and Holden et al., *Pure Appl. Chem.* 55 : 1119-1136 (1983), the contents of each of which are incorporated herein by reference in their  
15 entirety.

"Minimum mass redundancy", as the term is used herein, is exhibited by a set of compounds of the formula  $X(Y)_n$ , formed by reaction of a scaffold precursor having  $n$  reactive groups, where  $n$  is an integer greater than 1,  
20 typically from 2 to about 6, with a subset of peripheral moiety precursors in which at least about 90% of the possible combinations of  $n$  peripheral moieties derived from the subset of peripheral moiety precursors have a molecular mass sum which is distinct from the molecular mass sum of  
25 any other combination of  $n$  peripheral moieties derived from the subset. The molecular mass sum of a combination of peripheral moieties is the sum of the masses of each peripheral moiety within the combination. For the present purposes, two molecular masses are distinct if they can be

-11-

distinguished by mass spectrometry or high resolution mass spectrometry. For example, molecular masses which differ by at least 0.001 atomic mass units can be distinguished by high resolution mass spectrometry.

5        It is to be understood that the molecular mass sum of the combination of the  $n$  peripheral moieties in a particular compound of the formula  $X(Y)_n$  is the collective contribution of the  $n$  peripheral moieties to the molecular mass of the compound. As each compound within the set  
10 includes a constant scaffold, the difference in the molecular masses of two compounds within the mass-coded set of compounds is the difference in the molecular mass sums of the set of peripheral moieties in each compound.

The method of the invention comprises selecting a  
15 peripheral moiety precursor subset from a larger peripheral moiety precursor set. Details of the preferred selection process are discussed later with reference to Figures 1A, 1B and 3. The subset includes a sufficient number of peripheral moiety precursors so that, in one embodiment, at  
20 least about 50 distinct combinations of  $n$  peripheral moieties derived from the peripheral moiety precursors in the subset can be formed. In another embodiment, at least about 100 distinct combinations of  $n$  peripheral moieties can be formed. In a further embodiment, at least about 250  
25 distinct combinations of  $n$  peripheral moiety precursors can be formed, and, in yet another embodiment, at least about 500 distinct combinations of  $n$  peripheral moieties can be formed.

The subset of peripheral moiety precursors is selected



-12-

so that at least about 90% of all possible combinations of  
n peripheral moieties derived from the subset have a  
molecular mass sum which is distinct from the molecular  
mass sums of all of the other combinations of n peripheral  
5 moieties. The method further comprises contacting the  
peripheral moiety precursor subset with a scaffold  
precursor which has n reactive groups, each of which is  
capable of reacting with at least one peripheral moiety  
precursor to form a covalent bond. The peripheral moiety  
10 precursor subset is contacted with the scaffold precursor  
under conditions sufficient for the reaction of each  
reactive group with a peripheral moiety precursor,  
resulting in a mass-coded set of compounds.

In one embodiment, at least about 95% of all possible  
15 combinations of n peripheral moieties derived from the  
peripheral moiety precursor subset have a molecular mass  
sum which is distinct from the molecular mass sums of all  
of the other combinations of n peripheral moieties. In  
another embodiment, each of the possible combinations of n  
20 peripheral moieties derived from the subset has a molecular  
mass sum which is distinct from the molecular mass sums of  
all of the other combinations of n peripheral moieties.

The scaffold precursor can be any molecule comprising  
two or more reactive groups which are capable of reacting  
25 with a peripheral moiety precursor reactive group to form a  
covalent bond. For example, suitable scaffold precursors  
can have a wide range of sizes, shapes, degrees of  
flexibility and charges. The reactive groups should be  
incapable of intramolecular reaction under the conditions



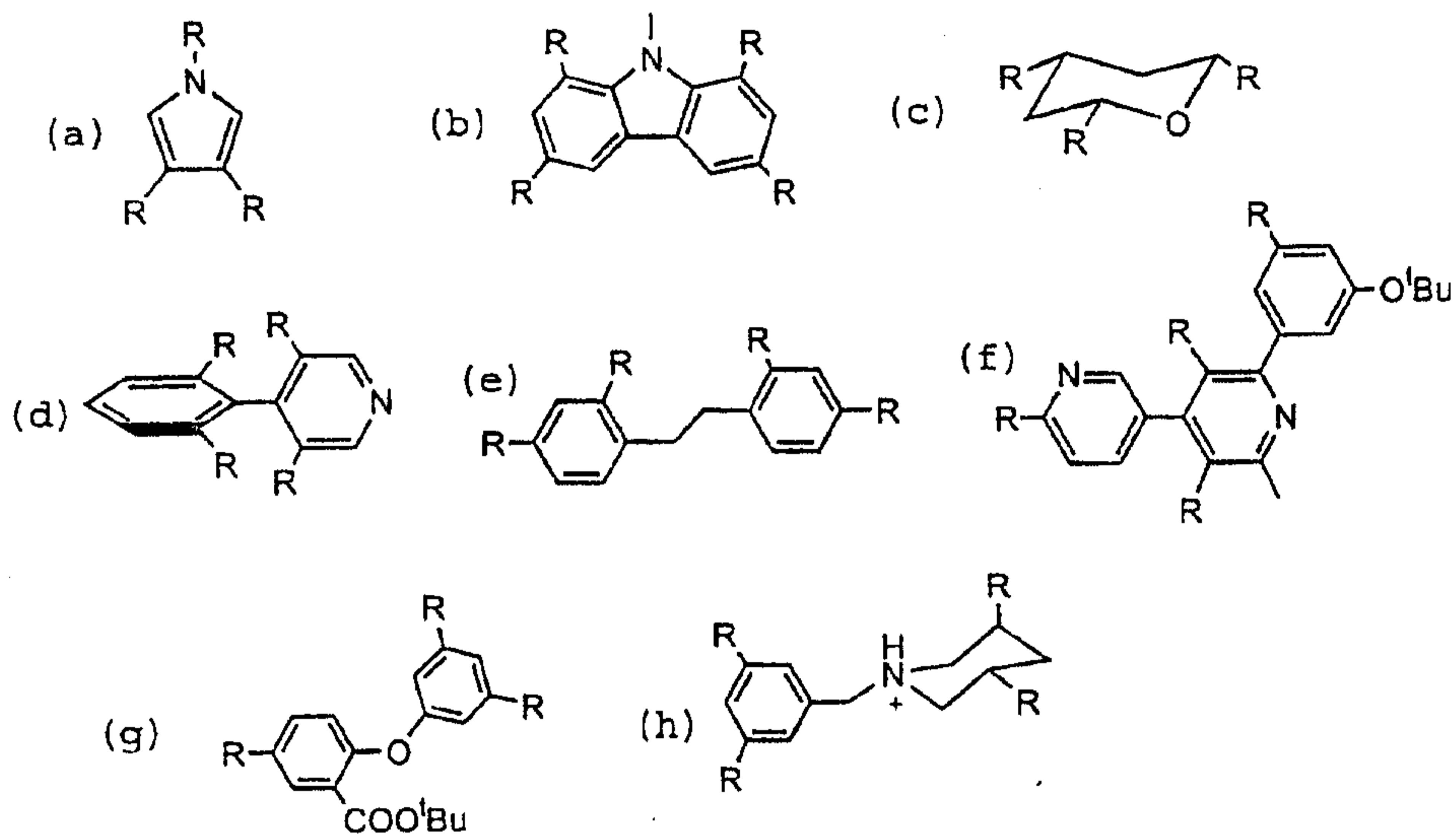
-13-

employed. Further, a scaffold precursor molecule should not react with another scaffold precursor molecule under the conditions employed. The scaffold precursor can also include any additional functional groups which are masked  
5 or protected or which do not interfere with the reaction of the reactive groups with the peripheral moiety precursors.

Preferably, the scaffold precursor comprises one or more saturated, partially unsaturated or aromatic cyclic groups, such as a cyclic hydrocarbon or heterocyclic group.  
10 In scaffold precursors comprising two or more cyclic groups, the cyclic groups can be fused, connected via a direct bond or connected via an intervening group, such as an oxygen atom, an NH group or a C<sub>1-6</sub>-alkylene group. At least one cyclic group is substituted by one or more  
15 reactive groups. The reactive groups can be attached to the cyclic group directly or via an intervening group, such as a C<sub>1-6</sub>-alkylene group, preferably a methylene group.

Examples of suitable scaffold precursors include reactive group-substituted benzene, biphenyl, cyclohexane,  
20 bipyridyl, N-phenylpyrrole, diphenyl ether, naphthalene and benzophenone. Other suitable classes of scaffold precursors are shown below.

-14-



In these examples, each of the indicated substituents R is, independently, a reactive group, and the scaffold precursor can include one or more additional functional groups which are either (1) masked or protected to prevent their  
 5 reaction with a peripheral moiety precursor (e.g., scaffold precursors f and g, above) or (2) do not react either with R or with a peripheral moiety precursor under the given reaction conditions (e.g., scaffold precursor h, above, in  
 10 which R = C(O)O(C<sub>6</sub>F<sub>5</sub>) and the peripheral moiety precursors include primary amino groups).

A peripheral moiety precursor is a compound which includes a reactive group which is complementary to one or more of the reactive groups of the scaffold precursor. In  
 15 addition to the reactive group, a peripheral moiety precursor can include a wide variety of structural features. For example, the peripheral moiety precursor can include one or more functional groups in addition to the

-15-

reactive group. Any additional functional group should be appropriately masked or not interfere with the reaction between the scaffold precursor and the peripheral moiety precursor. In addition, two peripheral moiety precursors  
5 should not react together under the conditions employed. For example, a subset of peripheral moiety precursors can include, in addition to the reactive groups, functionalities selected from groups spanning a range of charge, hydrophobicity/hydrophilicity, and sizes. For  
10 example, the peripheral moiety precursor can include a negative charge, a positive charge, a hydrophilic group or a hydrophobic group.

In addition to the reactive groups, peripheral moiety precursors can include, for example, functionalities  
15 selected from among amino acid side chains, a nucleotide base or nucleotide base analogue, sugar moieties, sulfonamides, peptidomimetic groups, charged or polar functional groups, alkyl groups and aryl groups.

For the present purposes, two reactive groups are  
20 complementary if they are capable of reacting together to form a covalent bond. In a preferred embodiment, the bond forming reactions occur rapidly under ambient conditions without substantial formation of side products. Preferably, a given reactive group will react with a given  
25 complementary reactive group exactly once.

In one embodiment, the reactive group of the scaffold precursor and the reactive group of the peripheral moiety precursor react, for example, via nucleophilic substitution, to form a covalent bond. In one embodiment,



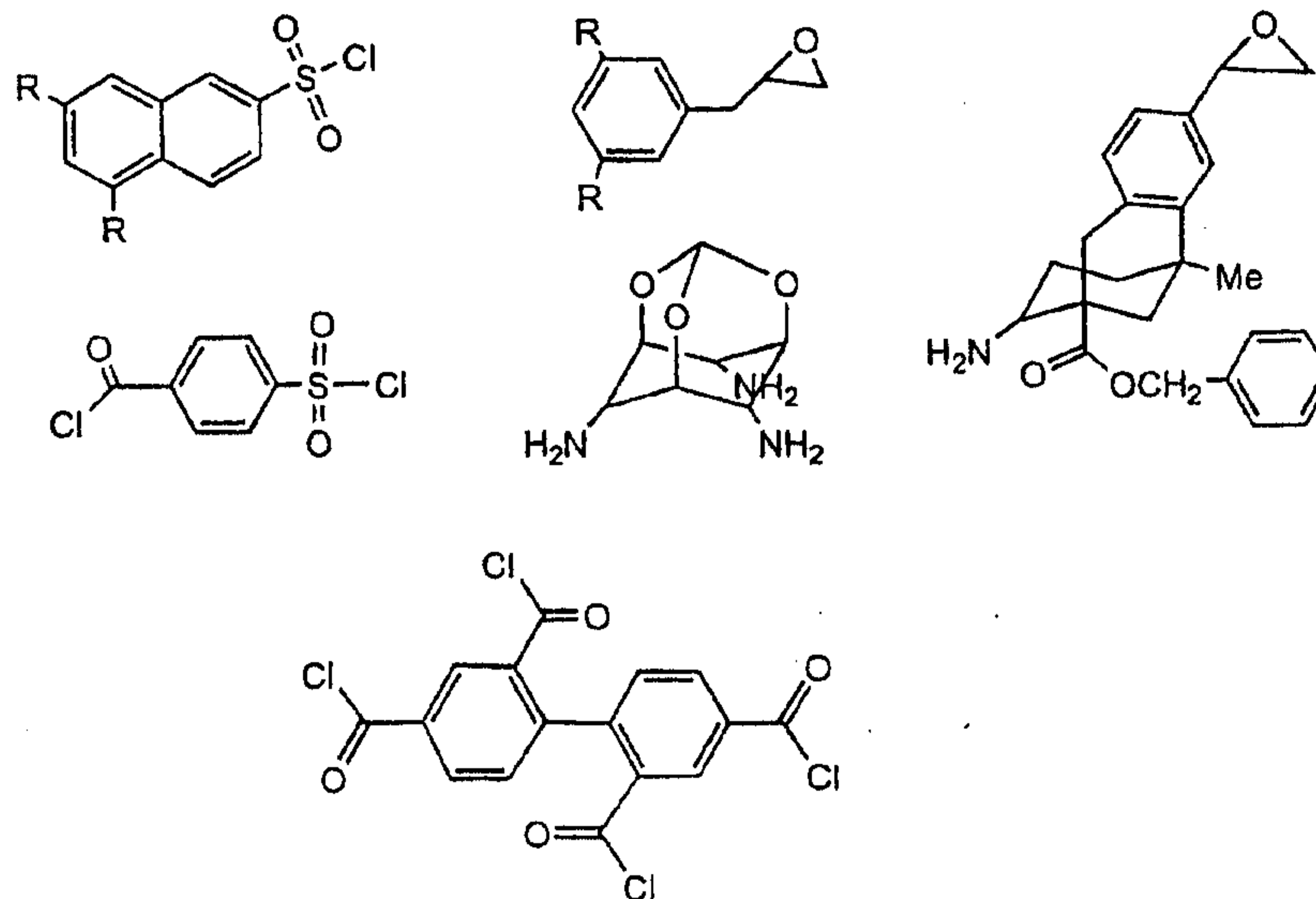
-16-

the reactive group of the scaffold precursor is an electrophilic group and the reactive group of the peripheral moiety precursor is a nucleophilic group. In another embodiment, the reactive group of the scaffold precursor is a nucleophilic group, while the reactive group of the peripheral moiety precursor is an electrophilic group.

Complementary electrophilic and nucleophilic groups include any two groups which react via nucleophilic substitution under suitable conditions to form a covalent bond. A variety of suitable bond-forming reactions are known in the art. See, for example, March, *Advanced Organic Chemistry*, fourth edition, New York: John Wiley and Sons (1992), Chapters 10 to 16; Carey and Sundberg, *Advanced Organic Chemistry*, Part B, Plenum (1990), Chapters 1-11; and Collman et al., *Principles and Applications of Organotransition Metal Chemistry*, University Science Books, Mill Valley, CA (1987), Chapters 13 to 20; each of which is incorporated herein by reference in its entirety. Examples of suitable electrophilic groups include reactive carbonyl groups, such as carbonyl chloride (acyl chloride) and carbonyl pentafluorophenyl ester groups, reactive sulfonyl groups, such as the sulfonyl chloride group, and reactive phosphonyl groups. Other electrophilic groups which can be used include terminal epoxide groups and the isocyanate group. Suitable nucleophilic groups include primary and secondary amino groups and alcohol (hydroxyl) groups.

Examples of suitable scaffold precursors with specified reactive groups are shown below.

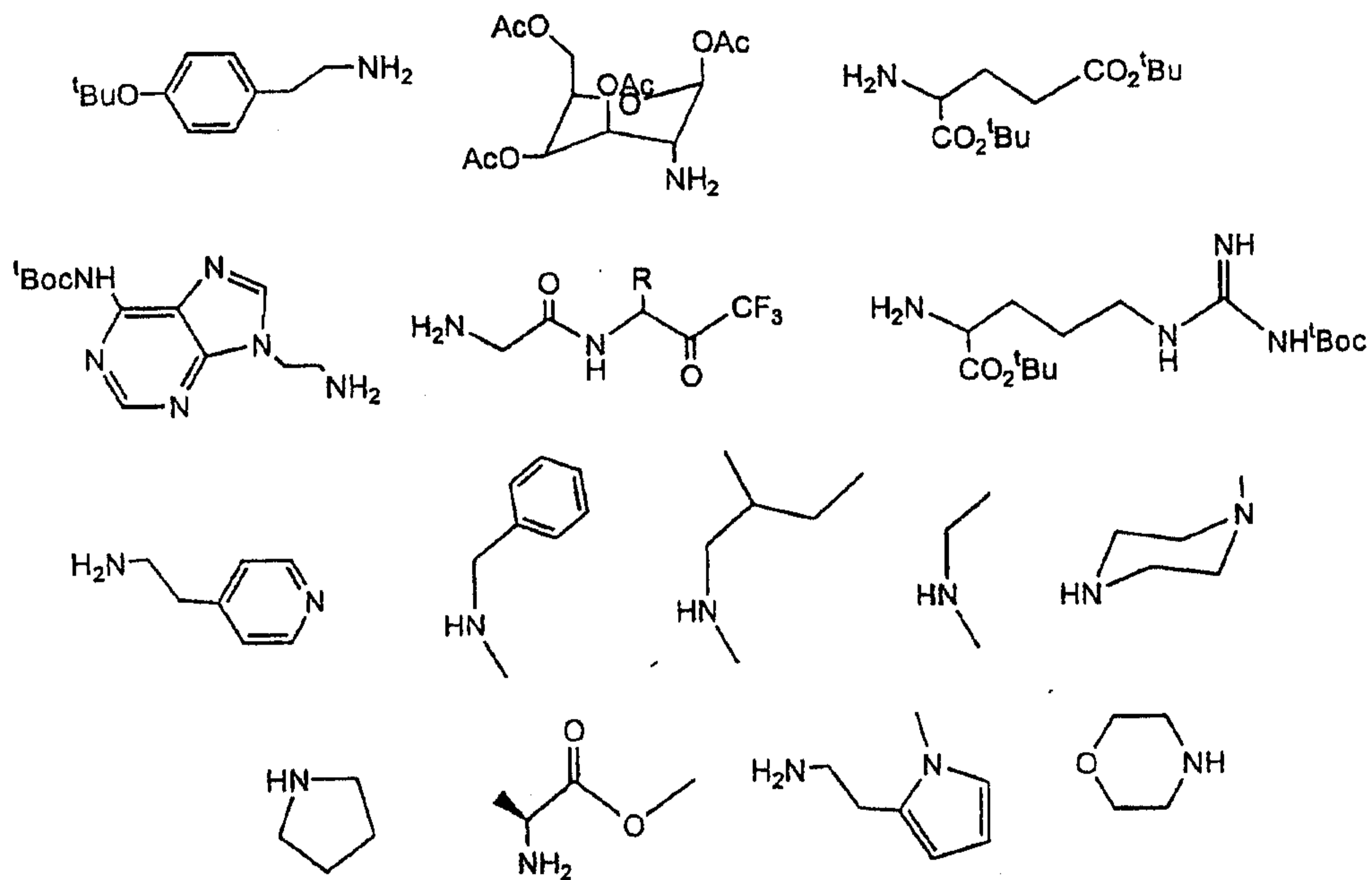
-17-



In these examples, each R is, independently, an additional reactive group which can be the same as the specified reactive group or a different group.

- 5 Illustrated below are examples of suitable peripheral moiety precursors having amino groups.

-18-



R in this case is an amino acid side chain, <sup>t</sup>Boc is <sup>t</sup>butoxycarbonyl, Ac is acetyl and <sup>t</sup>Bu is tertiary butyl.

- 5        Examples of scaffold precursors and peripheral moiety precursors which have complementary reactive groups include the following, which are provided for the purposes of illustration and are not to be construed as limiting in any way:
- 10    1.    The scaffold precursor includes from two to about six reactive carbonyl groups, reactive sulfonyl groups or reactive phosphonyl groups, or a combination thereof. Each peripheral moiety precursor includes a primary or secondary amino group which reacts with the scaffold precursor to
- 15    form an amide, sulfonamide or phosphoramidate bond.



-19-

2. The scaffold precursor includes from two to about six primary or secondary amino groups or a combination thereof. Each peripheral moiety precursor includes a reactive carbonyl group, a reactive sulfonyl group or a reactive  
5 phosphonyl group.

3. The scaffold precursor includes from two to about six terminal epoxide groups. Each peripheral moiety precursor includes a primary or secondary amino group. In the presence of a suitable Lewis acid, the scaffold precursor  
10 and the peripheral moiety precursors react to form  $\beta$ -amino alcohols.

4. The scaffold precursor includes from two to about six primary or secondary amino groups. Each peripheral moiety precursor contains a terminal epoxide group.

15 5. The scaffold precursor includes from two to about six isocyanate groups. Each peripheral moiety precursor contains a primary or secondary amino group which reacts with the scaffold precursor to form a urea.

6. The scaffold precursor includes from two to about six  
20 primary or secondary amino groups, or a combination thereof. Each peripheral moiety precursor contains an isocyanate group.

7. The scaffold precursor includes from two to about six isocyanate groups. Each peripheral moiety precursor

-20-

contains an alcohol group which reacts with the scaffold precursor to form a carbamate.

8. The scaffold precursor includes from 2 to about 6 aromatic bromides. Each peripheral moiety precursor is an organo-tributyl-tin compound. The scaffold precursor and the peripheral moiety precursors are reacted in the presence of a suitable palladium catalyst to form one or more carbon-carbon bonds.

9. The scaffold precursor includes from 2 to about 6 aromatic halides or triflates. Each peripheral moiety precursor includes a primary or secondary amino groups. The scaffold precursor and the peripheral moiety precursors are reacted in the presence of a suitable palladium catalyst to form one or more carbon-nitrogen bonds.

10. The scaffold precursor includes from two to about six amino groups. Each peripheral moiety precursor contains an aldehyde or ketone group which reacts with the scaffold precursor under reducing conditions (reductive amination) to form an amine.

11. The scaffold precursor includes from two to about six aldehyde or ketone groups. Each peripheral moiety precursor contains an amino group which reacts with the scaffold precursor under reducing conditions (reductive amination) to form an amine.

-21-

12. The scaffold precursor includes from two to about six phosphorous ylide groups. Each peripheral moiety precursor contains an aldehyde or ketone group which reacts with the scaffold precursor (Wittig type reaction) to form an  
5 alkene.

13. The scaffold precursor includes from two to about six aldehyde or ketone groups. Each peripheral moiety precursor contains a phosphorous ylide group which reacts with the scaffold precursor (Wittig type reaction) to form  
10 an alkene.

The scaffold is that portion of the scaffold precursor which remains after each reactive group of the scaffold precursor has reacted with a peripheral moiety precursor. A peripheral moiety is that portion of the peripheral  
15 moiety precursor which is bonded to the scaffold following the bond-forming reaction. A peripheral moiety which results from the reaction of a particular peripheral moiety precursor with a reactive functional group of a scaffold precursor is said to be "derived" from that peripheral  
20 moiety precursor.

A peripheral moiety precursor can include one or more functional groups in addition to the reactive group. One or more of these additional functional groups can be protected to prevent undesired reactions of these  
25 functional groups. Suitable protecting groups are known in the art for a variety of functional groups (Greene and Wuts, *Protective Groups in Organic Synthesis*, second



-22-

edition, New York: John Wiley and Sons (1991), incorporated herein by reference). Particularly useful protecting groups include t-butyl esters and ethers, acetals, trityl ethers and amines, acetyl esters, trimethylsilyl ethers and 5 trichloroethyl ethers and esters.

The compounds within the set are mass-coded as a result of the selection of a subset of suitable peripheral moiety precursors. The subset of peripheral moiety precursors is selected such that for a scaffold precursor 10 having  $n$  reactive groups, where  $n$  is an integer from 2 to about 6, there exist at least about 50, 100, 250 or 500 different combinations of  $n$  peripheral moieties derived from the peripheral moiety precursor subset. At least about 90% of the possible combinations of  $n$  peripheral 15 moieties derived from the peripheral moiety precursors within the subset will have a distinct mass sum. In one embodiment, the selection of suitable peripheral moiety precursors for the production of a mass-coded set of compounds includes one or more automated steps utilizing 20 hardware apparatus, software apparatus or any combination thereof. In the preferred embodiment, a digital processor assembly employs a suitable software routine which selects a subset of peripheral moiety precursors which minimize or eliminate mass redundancy in the library. Figure 3 is 25 illustrative of such apparatus employing a digital processor assembly for carrying out the present invention method.

Referring to Figure 3, there is shown a computer system 25 formed of (a) a digital processor 11 having

-23-

working memory 17 for executing programs, routines, procedures and the like, (b) input means 21 coupled to the digital processor 11 for providing data, parameters and the like to support execution of the programs, routines and/or  
5 procedures in the digital processor working memory 17, and (c) output means 23 coupled to the digital processor 11 for displaying results, prompts, messages and the like from operation of the digital processor 11. The input means 21 include a keyboard, mouse and the like common in the art.  
10 The output means 23 include a viewing monitor, printer and the like common in the art. The invention software routine 27 is executed in the working memory 17 by the digital processor 11 as follows.

First, a user interface prompts the end-user to input  
15 indications of an initial set 13 of peripheral moiety precursors and the exact masses of the peripheral moieties which are derived therefrom. This initial set 13 may be copied, transferred or otherwise obtained from a database or other source such as is known in the art. The user  
20 interface also obtains from the end-user a set of user determined/desired criteria 19. In the preferred embodiment, the user selected criteria 19 includes (i) the total count  $j$  of peripheral moiety precursors in the initial set, (ii) the value of  $n$  indicating the number of  
25 reactive groups of a subject scaffold precursor for which the invention software routine 27 is to select a subset of peripheral moiety precursors from the input initial set 13 and (iii) the number of members of the subset,  $k$ . Preferably, the user interface enables the end-user to



-24-

interactively provide the user selected criteria 19 through the input means 21 as indicated at 15 in Figure 3.

The digital processor 11 is responsive to the foregoing input and stores the indications of the initial set 13 of peripheral moiety precursors in a memory area 29 or data storage system associated locally or off disk with the software routine 27. That is, the memory area 29 or data storage system supports the invention software routine 27. For each peripheral moiety precursor in the initial set 13 as indicated in memory area 29, an identifier and indication of respective exact mass of the peripheral moiety derived from the peripheral moiety precursor is provided to the software routine 27. Upon receipt of the peripheral moiety precursor identifiers, indications of exact mass, and user selected criteria (n, j and k), the software routine 27 determines and generates a subset of k peripheral moiety precursors which minimize or eliminate mass redundancy in a resulting library of compounds of the formula  $XY_n$ , wherein X is a scaffold, each Y is, independently, a peripheral moiety, and n is an integer greater than 1, typically from 2 to about 6. Preferably, the software routine 27 determines a subset of peripheral moiety precursors in which at least about 90% of the possible combinations of n peripheral moieties derived from the subset have a distinct mass sum. The details of the software routine 27 employed in the preferred embodiment are discussed next for purposes of illustration and not limitation. It is understood that other software or firmware routines for accomplishing the present invention



-25-

method of selecting a subset of the initial set 13 of peripheral moiety precursors are suitable and within the purview of one skilled in the art given this disclosure.

A typical situation involves a scaffold precursor with  
5 n reactive groups, where n is an integer, a set of j peripheral moiety precursors, where j is an integer 6 or greater, where the peripheral moieties derived from the peripheral moiety precursors have molecular masses  $y_1, y_2, \dots, y_j$ . An example of a software routine which can be  
10 employed to select a suitable subset of k peripheral moiety precursors ( $k \leq j$ ) from the set of j peripheral moiety precursors includes the following steps:

1. From an initial set of j peripheral moiety precursors, choose every set of two peripheral moiety precursors.  
15 If  $y_a = y_b$ , randomly remove either  $y_a$  or  $y_b$ .
  2. From the remaining set of peripheral moiety precursors, choose every set of four peripheral moiety precursors. If  $y_a + y_b = y_c + y_d$ , randomly remove either  $y_a, y_b, y_c$  or  $y_d$ .
  - 20 3. From the remaining set of peripheral moiety precursors, choose every set of six peripheral moiety precursors. If  $y_a + y_b + y_c = y_d + y_e + y_f$ , randomly remove either  $y_a, y_b, y_c, y_d, y_e$  or  $y_f$ .
- 25 If at any step 1 through 3 the remaining number of peripheral moiety precursors becomes  $< k$ , then there

-26-

is no mass coded subset k which can be made from set j, and a new set j must be employed.

4. From the remaining computer selected set of peripheral moiety precursors, choose any or all subsets of k peripheral moiety precursors.
  5. Generate all possible combinations of n peripheral moiety precursors from this subset.
  6. If the % mass redundancy of the resulting set of combinations is found to be unacceptable, repeat step 5 until a desired mass coded library has been obtained or no further possible combinations of peripheral moiety precursors remain. In the latter case, begin again with step 1.
- Once an above subset of mass-coded peripheral moiety precursors is determined, the scaffold precursor is contacted with the subset of complementary peripheral moiety precursors under conditions suitable for bond-forming reactions to occur between the peripheral moiety precursors and the scaffold precursor. The mass-coded set of compounds is, preferably, synthesized in solution as a combinatorial library.

The foregoing selection of a subset from a larger peripheral moiety precursor set and generation of a mass-coded set of compounds using the selected subset is more generally illustrated in Figures 1A and 1B. Referring to

-27-

Figure 1A, the larger set of peripheral moiety precursors is provided at 31 from known sources. The end-user (e.g., chemist) selects an initial set of  $j$  peripheral moiety precursors from the larger set 31 at step 33. Typically  
5 the chemist chooses all of the larger set to form the initial set at 33. The invention mass coding selection procedure 35 is applied to the initial set. The result of the mass-coding procedure 35 is a subset 37 of peripheral moiety precursors that satisfies the mass-coding criteria  
10 outlined above. In step 39, this subset of peripheral moiety precursors is used to generate all theoretical subsets of  $k$  peripheral moiety precursors. Also in step 39, the mass redundancies of the libraries obtained from all theoretical subsets of  $k$  peripheral moieties are  
15 calculated, and only those subsets which yield mass-coded libraries, as defined above, are passed to 41. The net result is one or more subsets 41 of  $k$  peripheral moiety precursors in which there are 50, 100, 250, or 500 distinct combinations of  $n$  peripheral moiety precursors in a given  
20 subset and at least 90% of all possible combinations of  $n$  peripheral moieties derived from a given subset have a molecular mass sum which is distinct from the molecular mass sums of all of the other combinations of  $n$  peripheral moieties, as discussed above. The subset(s) 41 of  
25 peripheral moiety precursors would subsequently yield mass-coded sets of compounds when contacted with an appropriate scaffold precursor in the manner discussed above.

As an alternative to the single-step application of the invention mass-coding selection procedure 35 in Figure



-28-

1A, multiple or stepped application of procedure 35 is suitable and in certain cases may be advantageous. For instance, using mass-coding procedures at each level allows for rapid sorting into distinct sets, each of which may yield optimal mass-coding. During the mass-coding process, certain criteria reduce the set size as it is passed into the next layer through mass-coding. This multi-layer approach yields advantages in speed and the elimination of mass redundancy.

Multiple application of mass-coding selection procedure 35 on initial set 33 is illustrated in Figure 1B. Here initial set 33 is divided into plural parts (the starting larger set of peripheral moiety precursors 31 and chemist selection 33 being similar to that in Fig. 1A). The mass-coding selection procedure 35 is applied to each plural part and results in intermediate resultant sets 43A, 43B, 43C. The mass-coded selection procedure 35 is applied in a second round/level. but this time with intermediate resultant sets 43A, 43B, 43C. This produces final sets 45A, 45B, 45C. Step 39 is as in Figure 1A and generates the subsets 47A, 47B, 47C of k peripheral moiety precursors that would subsequently yield mass-coded stes of compounds when contacted with an appropriate scaffold precursor in a manner discussed above.

It is understood that other variations between the approach illustrated in Figure 1A and that in Figure 1B are within the purview of one skilled in the art. The foregoing discussion and Figures are for purposes of illustrating and not limiting the present invention method.

-29-

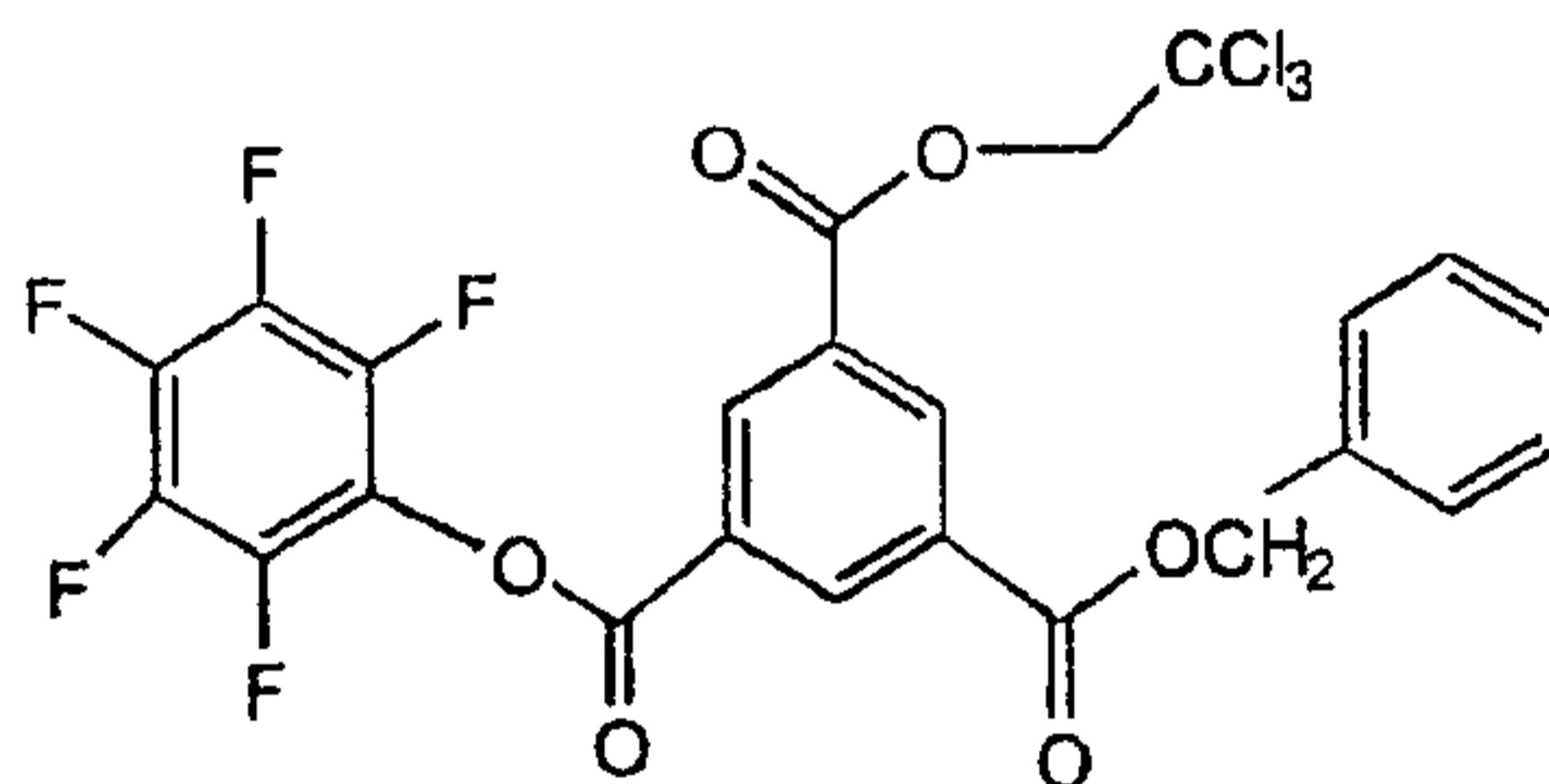
In one embodiment, the scaffold precursor is contacted with all members of the peripheral moiety precursor subset simultaneously. In general, a scaffold precursor having  $n$  reactive groups, where  $n$  is an integer from 2 to about 6, will be contacted with at least about  $n$  molar equivalents relative to the scaffold precursor of peripheral moiety precursors from the selected subset. For example, the scaffold precursor can be contacted with a solution comprising each member of the subset in approximately equal concentrations. For example, if the scaffold precursor includes  $n$  reactive groups, where  $n$  is an integer greater than 1, and the number of peripheral moiety precursors in the subset is denoted by  $p$ , the scaffold precursor can be contacted with about  $n/p$  to about  $(1.1)n/p$  molar equivalents of each peripheral moiety precursor.

In another embodiment, the scaffold precursor is contacted with the members of the peripheral moiety precursor subset sequentially. This results in the formation of intermediate partially reacted scaffold precursor molecules which include at least one peripheral moiety and at least one reactive group. For example, the scaffold precursor can be contacted with one or more peripheral moiety precursors under conditions suitable for bond formation to occur. The resulting intermediates can then be contacted with one or more additional peripheral moiety precursors under suitable conditions for bond formation to occur. These steps can be repeated until each scaffold precursor reactive group has reacted with a peripheral moiety precursor.

-30-

In one embodiment, the reactive groups of the scaffold precursor can react sequentially with the subset of peripheral moiety precursors using a suitable reactive group protection/deprotection scheme. For example, the scaffold precursor can include two or more sets of reactive groups, where one set is unprotected and another set is protected, or where two sets are masked by different protecting groups. An example is the use of the scaffold precursor

10



which contains one unprotected reactive group and two protected reactive groups. In this case, the unprotected pentafluorophenyl ester can react with a peripheral moiety precursor first (e.g., a primary amine). Either the  $\text{Cl}_3\text{CCH}_2\text{O}$ -protected group or the benzyloxy-protected group can then be deprotected using standard methods and reacted with a set of peripheral moiety precursors. Finally, the remaining protected group or groups can be deprotected and reacted with a set of peripheral moiety precursors.

20 Following the reaction of each scaffold precursor reactive group with a peripheral moiety precursor, any peripheral moiety having a protected functional group can be deprotected using methods known in the art.

The ability to identify individual scaffold plus peripheral moiety combinations derived from such a mixture

25



-31-

is a consequence of the mass-coding of the library and the ability of mass spectrometry to identify a molecular mass. This allows the identification of individual scaffold plus peripheral moiety combinations within the set which have a particular activity, such as binding to a particular biomolecule.

In one embodiment, the present invention provides a method for identifying a compound or compounds within a mass-coded combinatorial library which bind to, or are ligands for, a biomolecule, such as a protein or nucleic acid molecule. The mass-coded combinatorial library can be produced, for example, by the method of the invention disclosed above. The target biomolecule, such as a protein, is contacted with the mass-coded combinatorial library, and, if any members of the library are ligands for the biomolecule, biomolecule-ligand complexes form. Compounds which do not bind the biomolecule are separated from the biomolecule-ligand complexes. The biomolecule-ligand complexes are dissociated and the ligands are separated and their molecular masses are determined. Due to the mass-coding of the combinatorial library, a given molecular mass is characteristic of a unique combination of peripheral moieties or only a small number of such combinations. Thus, a ligand's molecular mass allows the determination of its composition.

In one embodiment, the target is immobilized on a solid support by any known immobilization technique. The solid support can be, for example, a water-insoluble matrix contained within a chromatography column or a membrane.

-32-

The mass-coded set of compounds can be applied to a water-insoluble matrix contained within a chromatography column. The column is then washed to remove non-specific binders. Target-bound compounds (ligands) can then be dissociated by  
5 changing the pH, salt concentration, organic solvent concentration, or other methods, such as competition with a known ligand to the target. The dissociated ligands are injected directly onto a reverse phase column. The reverse phase column acts as a concentrator/collector and can be  
10 interfaced directly to a mass spectrometer, such as an electrospray mass spectrometer (ES-MS). Mass information provided by the mass spectrometer is sufficient for identifying the combination of scaffold and peripheral moieties within the ligand.

15 In another embodiment, the target is free in solution and is incubated with the mass-coded set of compounds. Compounds which bind to the target (ligands) are selectively isolated by a size separation step such as gel filtration or ultrafiltration. In one embodiment, the  
20 mixture of mass-coded compounds and the target biomolecule are passed through a size exclusion chromatography column (gel filtration), which separates any ligand-target complexes from the unbound compounds. The ligand-target complexes are transferred to a reverse-phase chromatography  
25 column, which dissociates the ligands from the target. The dissociated ligands are then analyzed by mass spectrometry. Mass information provided by the mass spectrometer is sufficient for identifying the scaffold and peripheral moiety composition of the ligand. This approach is



-33-

particularly advantageous in situations where immobilization of the target may result in a loss of activity.

Once single ligands are identified by the above-  
5 described process, various levels of analysis can be applied to yield SAR information and to guide further optimization of the affinity, specificity and bioactivity of the ligand. For ligands derived from the same scaffold, three-dimensional molecular modeling can be employed to  
10 identify significant structural features common to the ligands, thereby generating families of small-molecule ligands that presumably bind at a common site on the target biomolecule.

In order to identify a consensus, highest affinity,  
15 ligand for a particular binding site, this analysis should include a ranking of the members of a given ligand family with respect to their affinities for the target. This process can provide this information by identifying both low and high affinity ligands for a target biomolecule in  
20 one experiment. For example, when the screen utilizes an immobilized target, the dissociation rate of the ligand is inversely correlated with the number of column volumes employed during of the ligand from its target. When the screen utilizes the target free in solution, weak affinity  
25 ligands can be selected by using a higher concentration of the target.

Given that each mass-coded set of compounds is synthesized with a limited number of peripheral moiety precursors, the disclosed approach can, in certain cases,



-34-

identify a superior ligand which combines structural features of molecules synthesized in separate libraries.

When possible, the analysis of ligand structural features is based on information regarding the target biomolecule's structure, wherein the hypothetical consensus ligand is computationally docked with the putative binding site. Further computational analysis can involve a dynamic search of multiple lowest energy conformations, which allows comparison of high affinity ligands that are derived from different scaffolds. The end goal is the identification of both the optimal functionality and the optimal vectorial presentation of the peripheral moieties that yields the highest binding affinity/specificity. This may provide the basis for the synthesis of an improved, second-generation scaffold.

Due to the modular design of the mass-coded compounds, computational analysis may identify the point of attachment on the scaffold that has the least functional importance with respect to affinity for the target. In many cases, the ligand will not be completely engulfed by the target biomolecule, and one peripheral moiety will be pointed away from the biomolecule towards the bulk solvent. Three-dimensional alignment of a family of ligands will reveal a high degree of functional variability at the site that is presented to the solvent. Modification at this site can then be used to optimize the affinity. For example, the noncritical reactive site can be removed and replaced with a small unreactive group, such as a hydrogen atom or a methyl group. A set of compounds structurally identical

-35-

except for the peripheral moiety at this position can be examined to identify compounds that most effectively inhibit or promote the binding of another protein/DNA/RNA molecule. Also, the peripheral moiety at this position can  
5 be modified to link two ligands together. The joining of two ligands could in certain cases yield a ligand with improved affinity and specificity, if one joins molecules that bind to adjacent sites, or yield a designed biomolecule dimerizer.

10 A variety of screening approaches can be used to obtain ligands that possess high affinity for one target but significantly weaker affinity for another closely related target. One screening strategy is to identify ligands for both biomolecules in parallel experiments and  
15 to subsequently eliminate common ligands by a cross-referencing comparison. In this method, ligands for each biomolecule can be separately identified as disclosed above. This method is compatible with both immobilized target biomolecules and target biomolecules free in  
20 solution.

For immobilized target biomolecules, another strategy is to add a preselection step that eliminates all ligands that bind to the non-target biomolecule from the library. For example, a first biomolecule can be contacted with a  
25 mass-coded combinatorial library as described above. Compounds which do not bond to the first biomolecule are then separated from any first biomolecule-ligand complexes which form. The second biomolecule is then contacted with the compounds which did not bind to the first biomolecule.



-36-

Compounds which bind to the second biomolecule can be identified as described above and have significantly greater affinity for the second biomolecule than to the first biomolecule.

5       The screening approach detailed above can also be applied to identify ligands that selectively interact with an altered version of the same biomolecule, wherein the first biomolecule is the unaltered biomolecule and the second biomolecule is an altered or variant version of the  
10 biomolecule. The second biomolecule can, for example, have an amino acid sequence which differs from the amino acid sequence of the first biomolecule by the insertion, deletion or substitution of one or more amino acid residues. For example, the second biomolecule can include  
15 a specific amino acid mutation that is linked to the progression of a particular disease. Alternatively, the second biomolecule can also differ from the first biomolecule in having a different post-translational modification, such as an extra site of phosphorylation or  
20 glycosylation, or it may be truncated or aberrantly fused with another biomolecule.

The screening approach detailed above can also serve as a method for identifying small molecule ligands that bind at the same site on a biomolecule as another known,  
25 biologically relevant ligand. This known ligand can be another biomolecule, such as a protein or peptide, or it can be a DNA or RNA molecule, or a substrate or cofactor involved in an enzymatic reaction. In one embodiment, the first and second biomolecules are both proteins. The first



-37-

protein is a complex of the protein and the known ligand, while the second protein is the protein alone. Compounds which bind to the protein alone, but not to the complex of the protein with the known ligand, bind to the protein at  
5 the binding site of the known ligand. This approach is especially well suited to the development of small molecule replacements of known therapeutic ligands, such as peptides or proteins.

An advantage of the present method is that it can be  
10 used to identify chemical compounds that bind tightly to any biomolecule of interest, even when the function of that biomolecule is not well understood, as is often the case with gene products defined through genomics, or when a functional assay is not available. The screening  
15 technologies described can be miniaturized to provide massive parallel screening capabilities.

A ligand for a biomolecule of unknown function which is identified by the method disclosed above can also be used to determine the biological function of the  
20 biomolecule. This is advantageous because although new gene sequences continue to be identified, the functions of the proteins encoded by these sequences and the validity of these proteins as targets for new drug discovery and development are difficult to determine and represent  
25 perhaps the most significant obstacle to applying genomic information to the treatment of disease. Target-specific ligands obtained through the process described in this invention can be effectively employed in whole cell biological assays or in appropriate animal models to

-38-

understand both the function of the target protein and the validity of the target protein for therapeutic intervention. This approach can also confirm that the target is specifically amenable to small molecule drug discovery. The ligands obtained through the process described in this invention are small molecules and are, thus, similar to actual human therapeutics (small molecule drugs).

In one embodiment, a member of a combinatorial library is identified as a ligand for a particular biomolecule using the method described above. The ligand can then be assessed in an *in vitro* assay for the effect of the binding of the ligand to the biomolecule on the function of the biomolecule. For a biomolecule having a known function, the assay can include a comparison of the activity of the biomolecule in the presence and absence of the ligand. If the biomolecule is of unknown function, a cell which expresses the biomolecule can be contacted with the ligand and the effect of the ligand on the viability or function of the cell is assessed. The *in vitro* assay can be, for example, a cell death assay, a cell proliferation assay or a viral replication assay. For example, if the biomolecule is a protein expressed by a virus, the a cell infected with the virus can be contacted with a ligand for the protein. The affect of the binding of binding of the ligand to the protein on viral viability can then be assessed.

A ligand identified by the method of the invention can also be assessed in an *in vivo* model or in a human. For example, the ligand can be evaluated in an animal or

-39-

organism which produces the biomolecule. Any resulting change in the health status (e.g., disease progression) of the animal or organism can be determined.

For a biomolecule, such as a protein or a nucleic acid molecule, of unknown function, the effect of a ligand which binds to the biomolecule on a cell or organism which produces the biomolecule can provide information regarding the biological function of the biomolecule. For example, the observation that a particular cellular process is inhibited in the presence of the ligand indicates that the process depends, at least in part, on the function of the biomolecule.

The mass-coded libraries provided by the present method enable the development of an information set that describes how the universe of small molecules interacts with any biomolecule encoded within the human and other genomes. This information set would include data regarding: 1) those libraries and components therein which bind to the target biomolecule, 2) quantitative structure-activity relationships (SAR) on chemical functionalities which contribute to the binding affinity of a compound for a biomolecule target, and 3) the domains of the biomolecule that are bound by chemical compounds. The database can be used to expedite drug development in a number of ways, for example, by identifying chemical pharmacophores that interact with high affinity with a specific drug binding site.

The invention will now be further and more specifically described in the following examples.



## EXAMPLES

Example 1            Application of Mass-coding by Computer  
                         Algorithms: Comparison of Mass-coded and  
                         Non-Mass-coded Combinatorial Libraries

5            The following is an analysis of the application of  
mass-coding algorithms towards the design of combinatorial  
libraries. The sequence of steps involved in identifying  
subsets of peripheral moiety precursors that can be allowed  
to react with a predetermined scaffold precursor to yield a  
10 mass-coded combinatorial library of compounds with the  
molecular formula  $X(Y)_n$  is shown in Figure 1A; Figure 1B is  
an alternate sequence of steps. It is to be understood that  
the molecular mass sum of the combination of the  $n$   
peripheral moieties in a particular compound of the formula  
15  $X(Y)_n$  is the collective contribution of the  $n$  peripheral  
moieties to the molecular mass of the compound. As each  
compound within the library includes a constant scaffold,  
the mass redundancy of the mass-coded library is equivalent  
to the molecular mass sum redundancy of all combinations of  
20  $n$  peripheral moieties derived from the identified subset of  
peripheral moiety precursors.

                 The mass-coding analysis was performed on the initial  
set of 22 peripheral moieties shown below. This initial  
set was selected arbitrarily. Included were peripheral  
25 moiety precursors having the same exact mass. The master  
set consisted of the peripheral moiety precursors shown  
below, along with the exact masses of the resulting

-41-

peripheral moieties. The molecular masses given are the exact molecular masses and not the isotope averages. The exact molecular masses are also adjusted for any atoms which are lost as a result of the reaction with the scaffold precursor (in this case the loss of a hydrogen atom). From the initial set of 22 peripheral moiety precursors, two sets of 16 peripheral moiety precursors were generated. One set was chosen by the computer using the mass coding algorithm described herein (computer selected set). The other set was randomly chosen.

From each set of 16 peripheral moiety precursors the computer generated every possible subset of 12 peripheral moiety precursors. These subsets were used to generate all combinations of peripheral moiety precursors taken 4 at a time (representing libraries synthesized with a scaffold precursor having four reactive groups, such as four pentafluorophenyl esters). This process yielded two sets of 16 peripheral moiety precursors containing 1820 subsets of 12 each. Theoretically, these subsets of 12 peripheral moiety precursors would each yield a library of 1365 compounds containing different peripheral moiety combinations when allowed to react simultaneously with an appropriate scaffold precursor containing four reactive groups

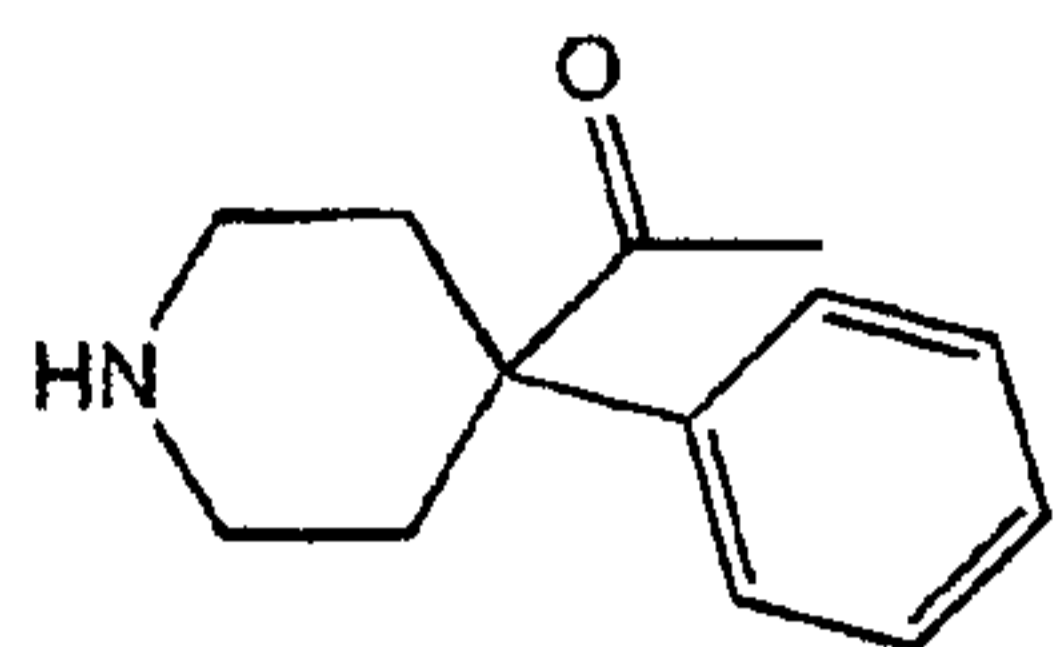
( $15! / [(15-4)! * 4!] = 1365$ ). The computer sorted every precursor subset and checked for mass redundancy in the resultant libraries (in this example mass redundancies were checked to the second significant digit after the decimal point).

-42-

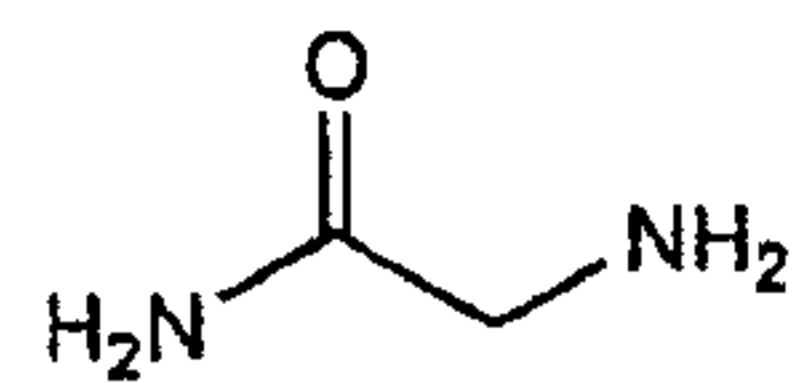
It is noteworthy that the mass coding algorithms and the mass redundancy check are both flexible in that it is possible to adjust the computational filter to check mass redundancy to any significant figure. This architecture  
5 for mass-coding allows for rapid automated mass-coding, insures that a significant portion of the libraries generated with the computer selected set have less than 10% redundancy, and includes parameters for peripheral moiety precursor selection outside of exact mass. The  
10 computational requirements for this selection are fairly significant. The mass-coding algorithms are essential because it is computationally intractable to brute force calculate and check every possible set of peripheral moiety precursors from a master set of 60 or more peripheral  
15 moiety precursors.



-43-



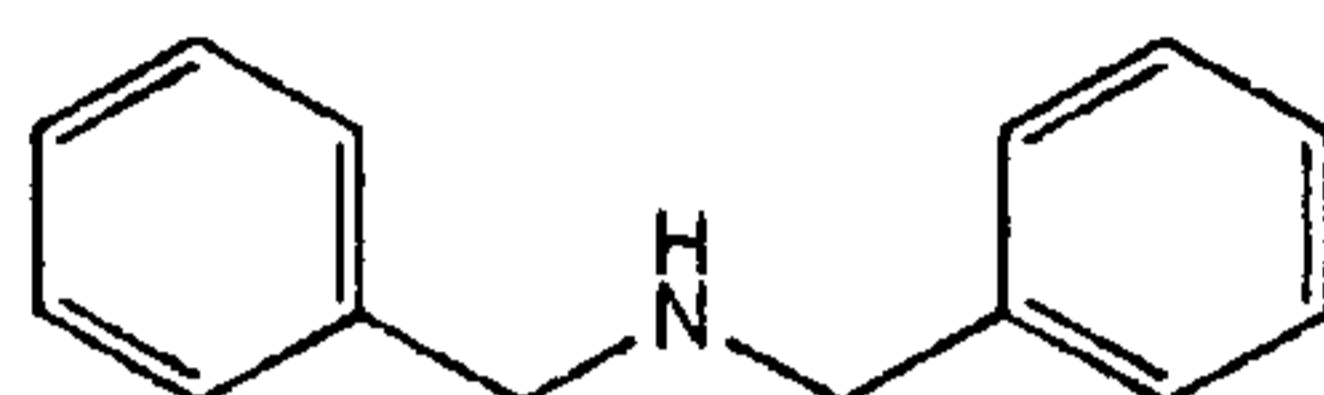
1a 202.1232



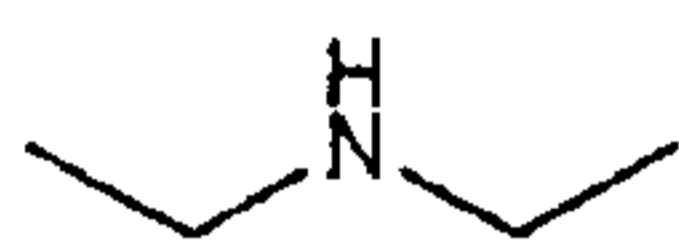
97a 73.0402



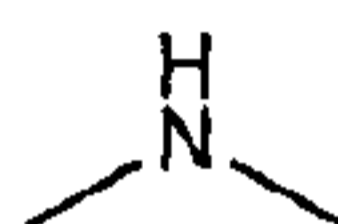
13a 112.1126



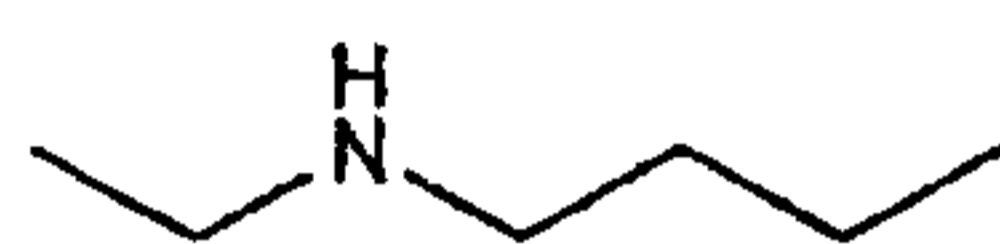
19a 196.1126



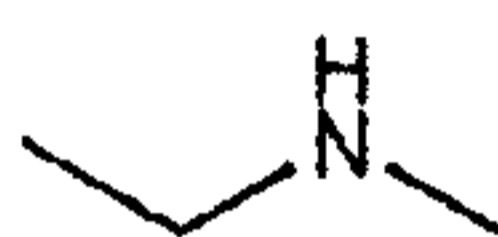
20a 72.0813



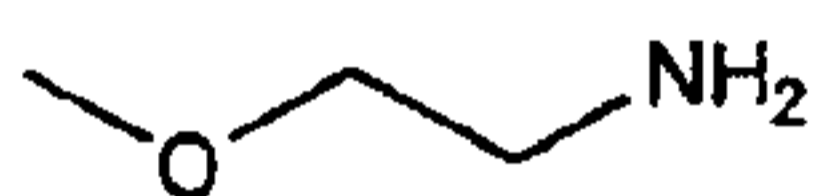
21a 44.0500



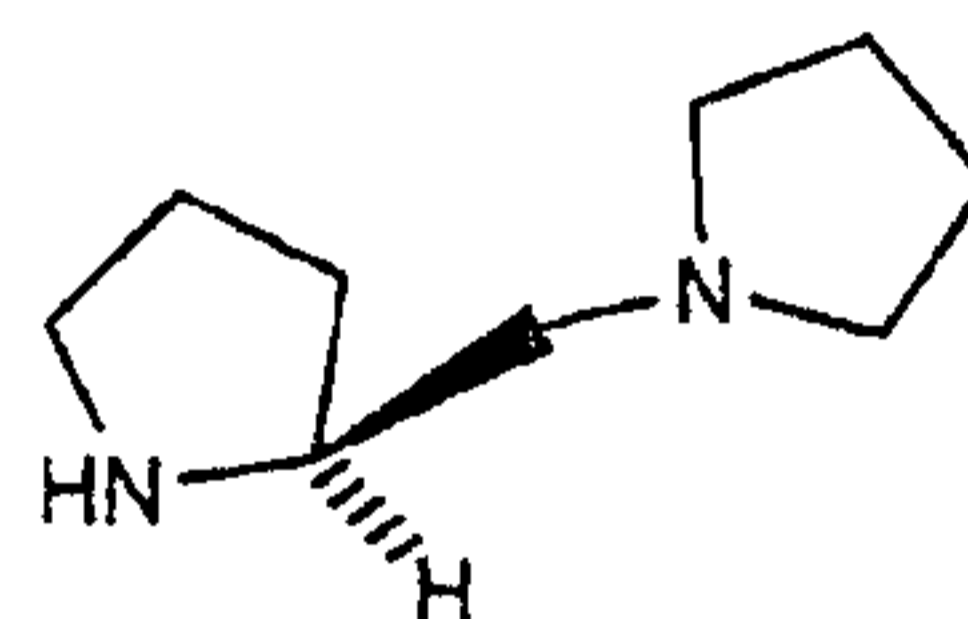
24a 100.1126



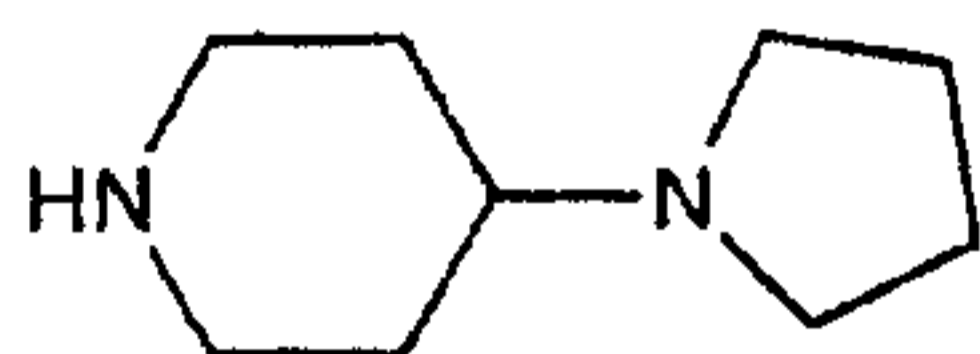
26a 58.0657



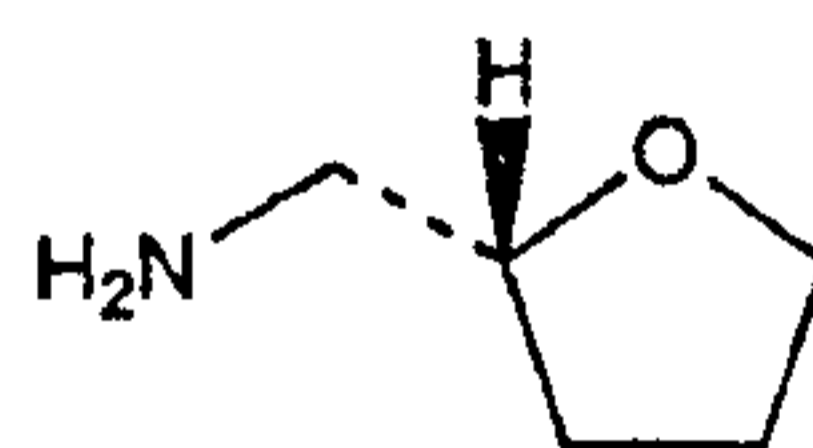
36a 74.0606



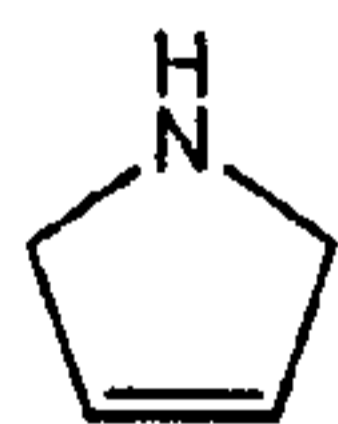
52a 153.1392



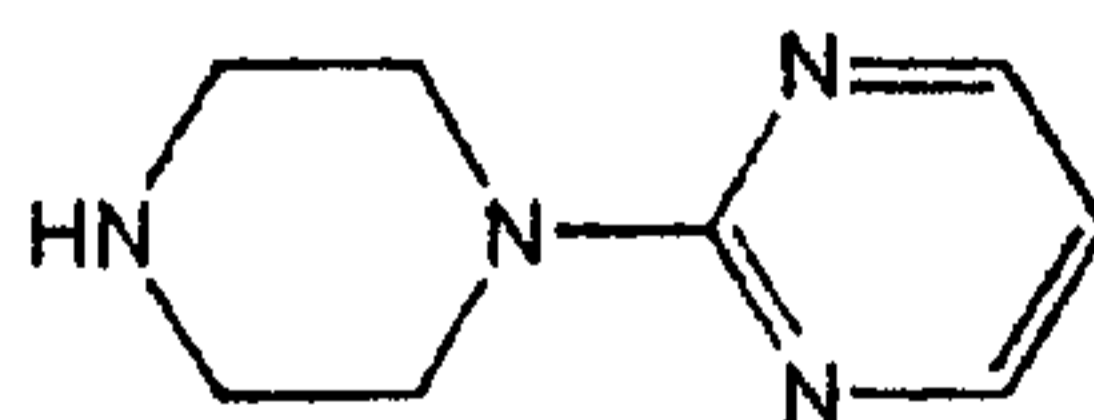
53a 153.1392



54a 100.0762

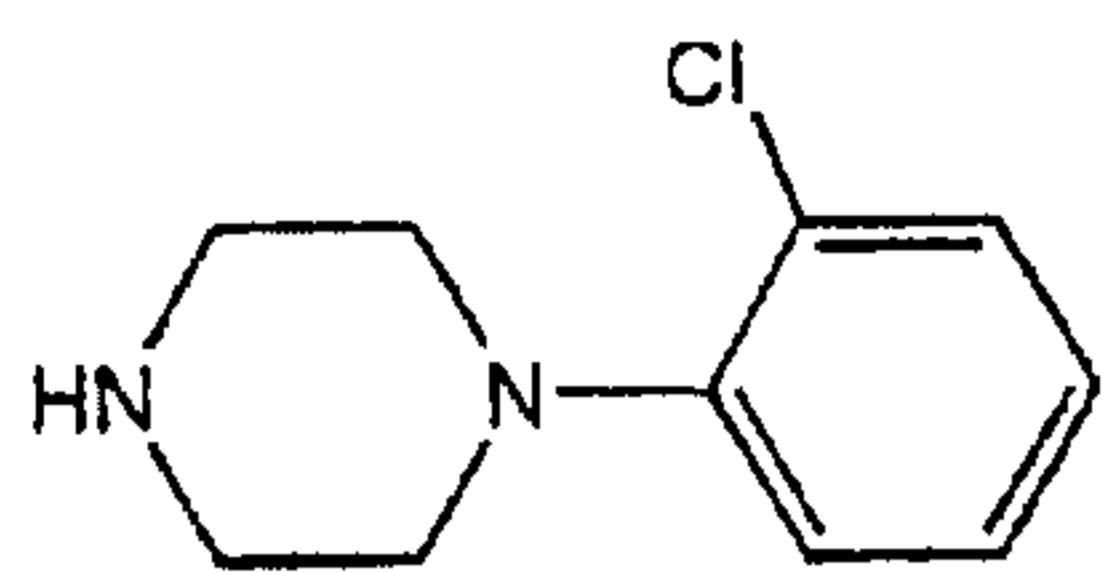


69a 68.0500

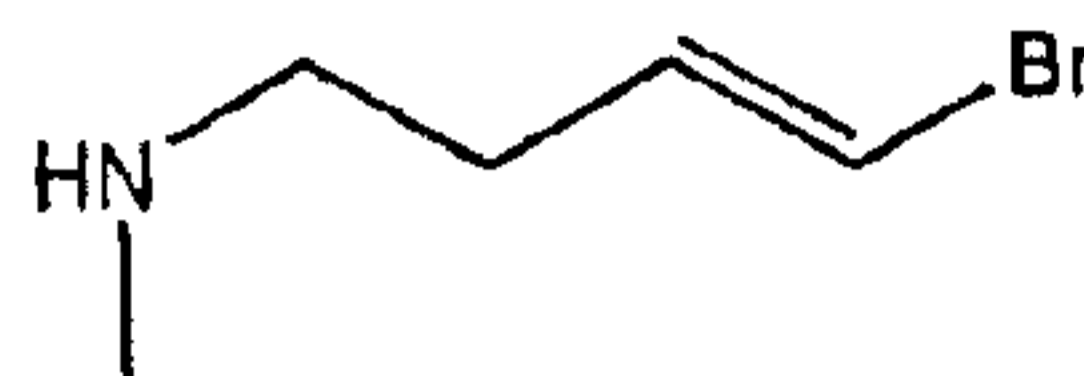


70a 163.0984

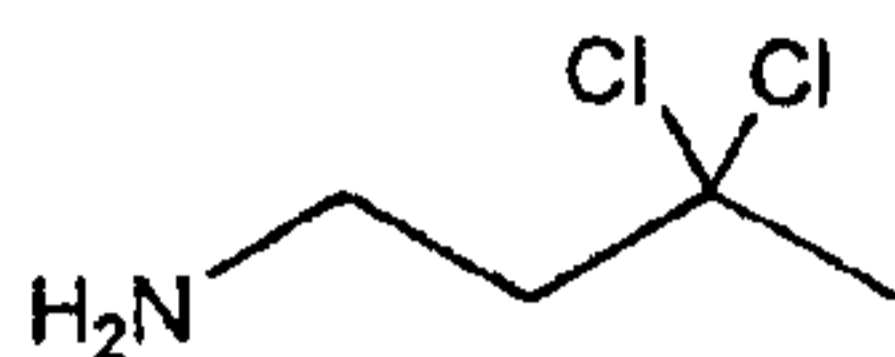
-44-



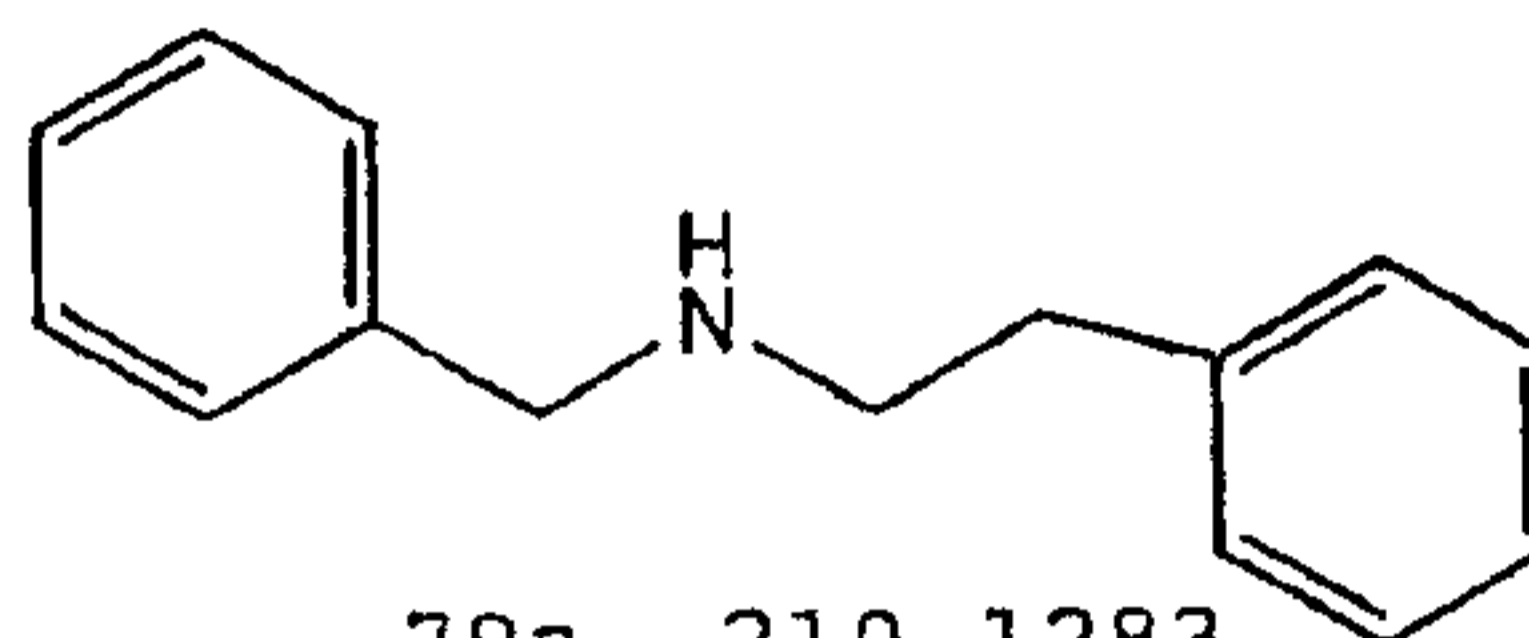
76a 195.0689



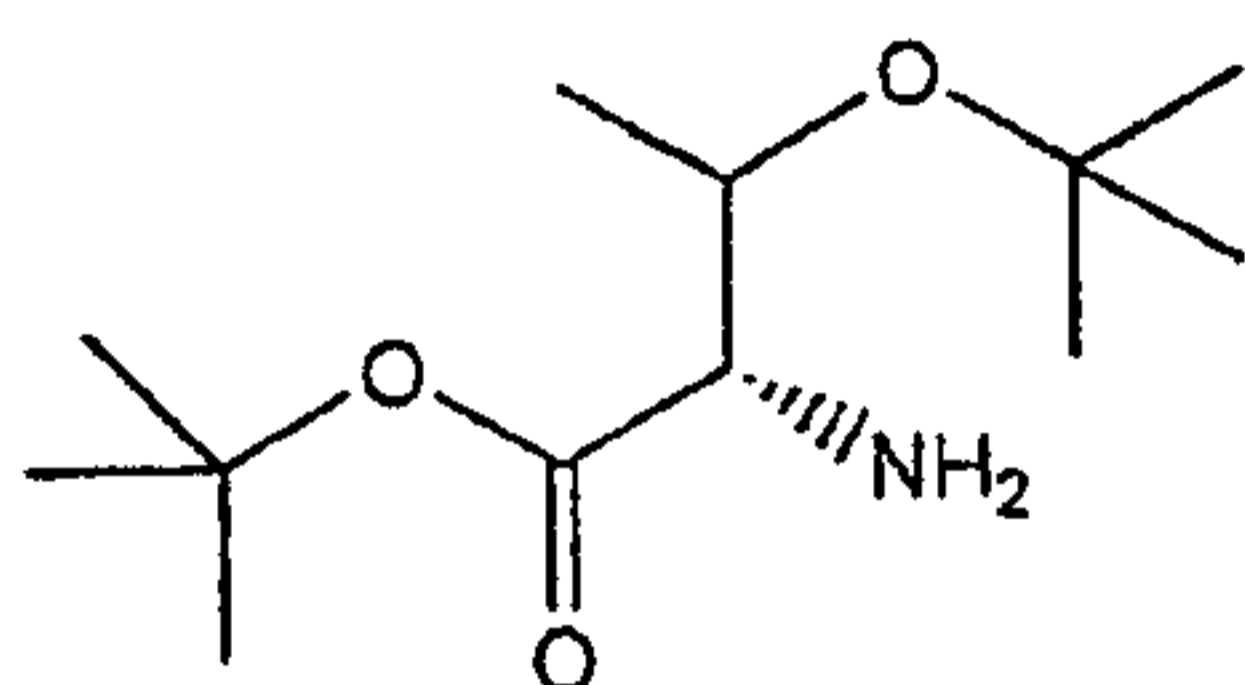
77a 161.9918



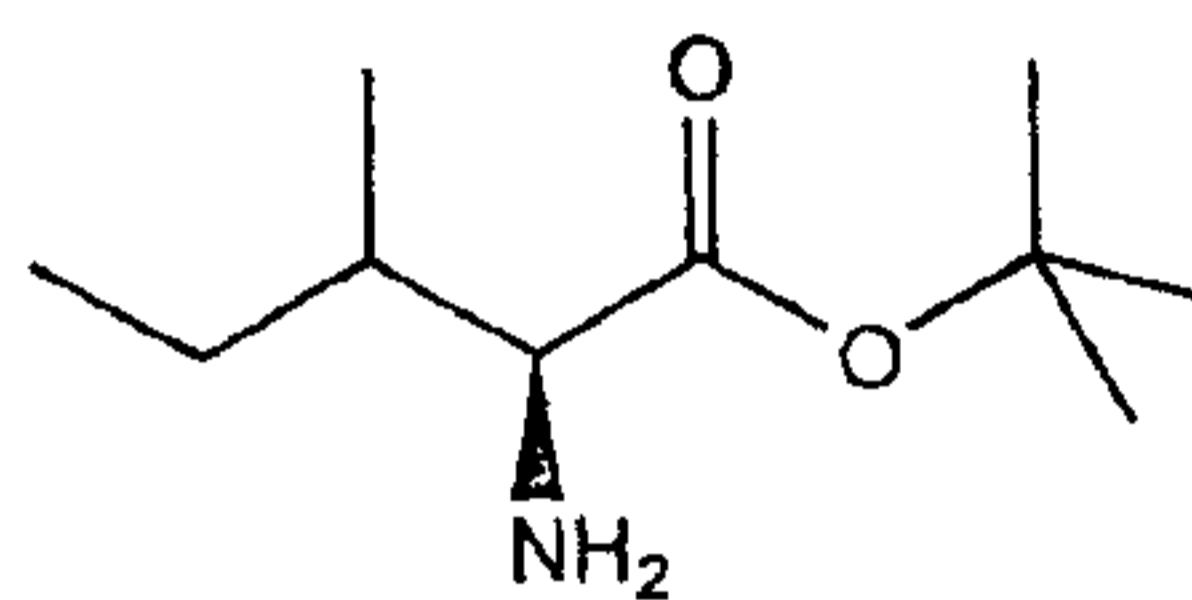
78a 140.0034



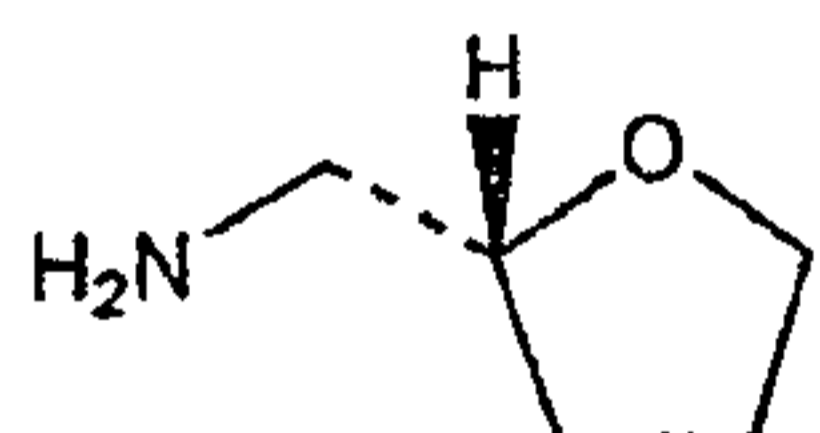
79a 210.1283



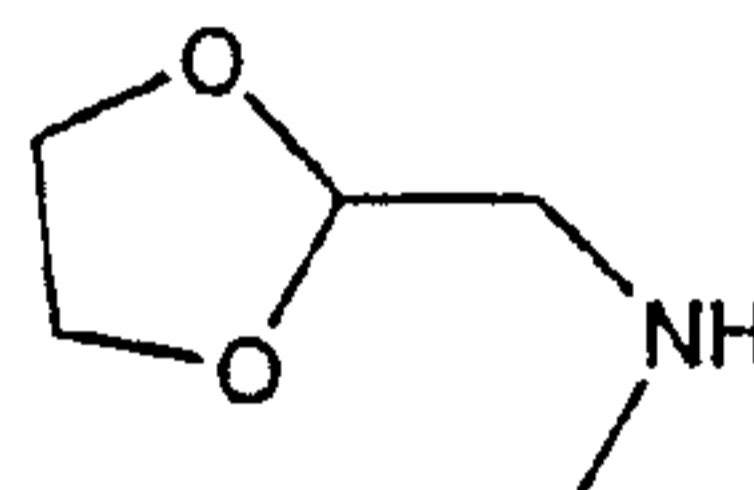
86a 230.1756



94a 186.1494



104a 116.0711



108a 101.0351

## RESULTS

The computer selected set of 16 peripheral moiety precursors contained 86a, 79a, 13a, 108a, 76a, 20a, 69a, 5 1a, 70a, 26a, 24a, 36a, 97a, 94a, 104a, and 21a. The set of 16 randomly chosen peripheral moiety precursors contained 79a, 13a, 20a, 69a, 1a, 26a, 24a, 104a, 52a, 54a, 19a, 77a, 53a, 21a, 55a, 36a. The libraries generated from the computer selected set of peripheral moiety precursors 10 had an average mass redundancy of 11.5% per library with 234 libraries having mass redundancies of less than 5% and

-45-

972 libraries having mass redundancies of less than 10% (Figure 2A). The libraries generated from the randomly chosen set of peripheral moiety precursors had an average mass redundancy of 60.7% with no libraries having a mass redundancy of less than 10% (Figure 2B). A direct graphical comparison of the mass redundancies of the two sets of libraries is shown in Figure 2C. The libraries derived from the computer-selected set of peripheral moiety precursors and the corresponding mass redundancies are listed in the Table below.

Example 2            Development of ligands for a monofunctional protein

A mass-coded combinatorial library can be used to identify ligands that have a high affinity for a monofunctional protein. One such monofunctional protein is the serine protease trypsin. Ligands that exhibit a high affinity for trypsin would be candidates to screen further for their ability to inhibit the proteolytic activity of trypsin. The identification of ligands to trypsin involves the following steps: trypsin is covalently biotinylated by incubation of the protein with a chemically activated biotin precursor. The biotin-trypsin conjugate is immobilized by binding to a streptavidin-derivatized water-insoluble column matrix. The mass-coded combinatorial library is solubilized in an appropriate binding buffer and injected onto a column containing the trypsin+streptavidin complex. Compounds that do not bind to the column are



-46-

washed off with binding buffer. Compounds that bind to the column are dissociated by a change in the buffer conditions, such as a change in the pH or an increase in the percentage of organic solvent. These compounds are then  
5 loaded onto a reversed-phase column that is placed downstream of the trypsin+streptavidin column. The compounds are eluted from the reversed-phase column and analyzed by mass spectrometry. Molecular masses that correspond to ligands for trypsin are identified by  
10 eliminating those masses which are also observed when the library is similarly screened with a streptavidin column. The molecular mass of each trypsin ligand identifies one combination of peripheral moieties plus scaffold. The individual compound or compounds that result from the  
15 identified combination of peripheral moieties plus scaffold are synthesized and tested for their *in vitro* activity as inhibitors of trypsin.

Example 3            Development of ligands for a multifunctional protein

20            Many proteins, especially human proteins, are multifunctional, and these functions are often mediated through interactions with multiple proteins. Ligands that bind to different sites on the protein might therefore yield different therapeutic results. The human protein  
25 HSP70 is one such example of a multifunctional protein. HSP70 has been shown to interact with multiple polypeptides, which are largely unfolded, to facilitate

-47-

their translocation and folding. This role of HSP70 has been implicated in a variety of physiological processes, including antigen processing/presentation, development of certain cancers, and replication of a variety of human  
5 viruses. A mass-coded combinatorial library can be used to identify ligands that have a high affinity for HSP70 and bind at different sites. These ligands for HSP70 can be further evaluated in secondary assays to establish their effects on the immune response, cancer progression, and  
10 viral infection.

The identification of ligands to HSP70 involves the following steps: HSP70 is covalently biotinylated by incubation of the protein with a chemically activated biotin precursor. The biotin-HSP70 conjugate is  
15 immobilized by binding to a streptavidin-derivatized water-insoluble column matrix. The mass-coded library is solubilized in an appropriate binding buffer and injected onto a column containing the HSP70-streptavidin complex. Compounds that do not bind to the column are washed off  
20 with binding buffer. Compounds that bind to the column are dissociated by a change in the buffer conditions, such as a change in the pH or an increase in the percentage of organic solvent. Compounds that are dissociated from the column are loaded onto a reversed-phase column that is  
25 placed downstream of the HSP70-streptavidin column. Compounds are eluted from the reversed-phase column and analyzed by mass spectrometry. Masses that correspond to ligands for HSP70 are identified by eliminating those masses which are also observed when the library is

-48-

similarly screened with a streptavidin column. The mass of each HSP70 ligand identifies one combination of peripheral moieties plus scaffold. The individual compound(s) that result from the identified combination of peripheral  
5 moieties plus scaffold are synthesized and tested for their *in vivo* ability to affect the immune response, cancer progression, and viral infection.

Example 3           Development of ligands that affect the  
                          binding of a known ligand to a protein

10           It is often the situation that a biologically important ligand is known for a target protein, but development of a high-throughput screen for molecules that modulate the binding of that ligand is not practical. For instance, it is known that HSP70 binds unfolded  
15 polypeptides in the presence of ADP, and that the binding of ATP to HSP70 leads to the dissociation of the polypeptide. Mass-coded combinatorial libraries can be used in the discovery of small molecule ligands that affect the binding of ATP, ADP, or unfolded peptides to HSP70, and  
20 one configuration is listed below: HSP70 is covalently biotinylated by incubation of the protein with a chemically activated biotin precursor. The biotin-HSP70 conjugate is immobilized by binding to a streptavidin-derivatized water-insoluble column matrix. The mass-coded library is  
25 solubilized in an appropriate binding buffer and injected onto a column containing the HSP70-streptavidin complex. Compounds that do not bind to the column are washed off



-49-

with binding buffer. Compounds that bind to the column are dissociated upon addition of ATP, ADP, or ADP plus an unfolded peptide. Only compounds that bind to the same sites on HSP70 as these known ligands will be eluted under these conditions. Compounds that are dissociated from the column are loaded onto a reversed-phase column that is placed downstream of the HSP70-streptavidin column. Compounds are eluted from the reversed-phase column and analyzed by mass spectrometry. Masses that correspond to ligands for HSP70 are identified by eliminating those masses which are also observed when the library is similarly screened with a streptavidin column. The mass of each HSP70 ligand identifies one combination of peripheral moieties plus scaffold. The individual compound(s) that result from the identified combination of peripheral moieties plus scaffold are synthesized and tested *in vitro* for the ability to compete with these known ligands to HSP70 and for their *in vivo* ability to affect the immune response, cancer progression, and viral infection.

20 Example 4      Discovery of small molecule replacements for protein therapeutics

In some instances, the known ligand to a target protein is in fact another protein, and the binding of these two proteins confers a therapeutic benefit. An example of such an interaction is the binding of granulocyte colony stimulating factor (G-CSF) to the G-CSF receptor (G-CSF-R). Replacement of G-CSF with a non-

-50-

peptide small molecule can be undertaken using a mass-coded combinatorial library, and one approach is detailed below: in two separate and parallel experiments, the mass-coded library is solubilized in an appropriate binding buffer and  
5 incubated with either the G-CSF-R alone or the G-CSF-R plus G-CSF. Compounds that bind to the protein(s) are separated from the unbound compounds by rapid size exclusion chromatography. The binding compounds are loaded with the protein(s) onto a reversed-phase column that is placed  
10 downstream of the size exclusion column. The binding compounds are dissociated from the protein(s) and are eluted from the reversed-phase column and analyzed by mass spectrometry. Masses that correspond to compounds that bind to the G-CSF/G-CSF-R interface are identified as those  
15 masses which are only observed when the library is screened with G-CSF-R alone; masses which are also observed in the screen with the G-CSF/G-CSF-R complex are ignored. The mass of each interface-specific compound identifies one combination of peripheral moieties plus scaffold. The  
20 individual compound(s) that result from the identified combination of peripheral moieties plus scaffold are then synthesized and tested for their *in vitro* or *in vivo* ability to mimic G-CSF.

Example 5            Development of small molecules that dimerize  
25                      two proteins

Certain therapeutic proteins, such as erythropoietin (EPO), are multivalent and act by binding two molar

-51-

equivalents of the target protein, thereby dimerizing the target protein, which, in the case of EPO is the EPO receptor (EPO-R). The protein replacement strategy outlined in Example 3 can be extended to yield non-peptide  
5 compounds that act therapeutically by inducing the dimerization of two EPO-R molecules. In two separate and parallel experiments, the mass-coded library is solubilized in an appropriate binding buffer and incubated with either EPO-R alone or EPO-R plus EPO. Compounds that bind to the  
10 protein(s) are separated from the unbound compounds by rapid size exclusion chromatography. The bound compounds are loaded with the protein(s) onto a reversed-phase column that is placed downstream of the size exclusion column. The bound compounds are dissociated from the protein(s) and  
15 are eluted from the reversed-phase column and analyzed by mass spectrometry. Masses that correspond to compounds that bind to the EPO/EPO-R interface are identified as those masses which are observed only when the library is screened with EPO-R alone; masses which are also observed  
20 in the screen with the EPO/EPO-R complex are ignored. The mass of each interface-specific compound identifies one combination of peripheral moieties plus scaffold. The individual compound(s) that result from the identified combination of peripheral moieties plus scaffold are  
25 synthesized and tested for their *in vitro* ability to bind to the target protein, EPO-R. Those compounds exhibiting the highest affinity for the target protein are compared to identify similarities among them. Ideally, it is observed that one site of derivatization on the scaffold is



-52-

relatively unimportant for high affinity binding. The peripheral moiety at this site is subsequently replaced with a covalent tether that joins two molecules of the highest affinity compound to yield a non-peptide compound  
5 that dimerizes the target protein, EPO-R.

Example 6 Simultaneous target validation and small-  
molecule drug discovery

An example of a class of target proteins whose roles in a disease process can be validated by application of  
10 target-specific ligands to a bioassay are the proteins encoded by the open reading frames (ORF) of the Herpes Simplex Virus. The identification of ligands to an ORF-encoded protein and the use of the resulting ligands to determine the function of the ORF-encoded protein and its  
15 validity as a target for anti-viral drug discovery involves the following steps : the ORF-encoded protein is covalently biotinylated by incubation of the ORF-encoded protein with a chemically activated biotin precursor. The ORF-encoded protein-biotin conjugate is immobilized by binding to a  
20 streptavidin-derivatized water-insoluble column matrix. The mass-coded library is solubilized in an appropriate binding buffer and injected onto a column containing the ORF-encoded protein+streptavidin complex. Compounds that do not bind to the column are washed off with binding  
25 buffer. Compounds that bind to the column are dissociated by a change in the buffer conditions, such as a change in the pH or an increase in the percentage of organic solvent.

-53-

These compounds are loaded onto a reversed-phase column placed downstream of the ORF-encoded protein+streptavidin column. The binding compounds are eluted from the reversed-phase column and analyzed by mass spectrometry.

5 Molecular masses that correspond to ligands for the ORF-encoded protein are identified by eliminating those masses that are also observed when the library is similarly screened with a streptavidin column. The molecular mass of each ligand for the ORF-encoded protein identifies one

10 combination of peripheral moieties plus scaffold. The individual compound(s) that result from the identified combination of peripheral moieties plus scaffold are synthesized and tested for their ability to inhibit the replication or transmission of the virus in a mammalian

15 cell bioassay or animal model.

The observation of a virus-specific inhibitory activity implicates the ORF-encoded protein as a critical component of the viral disease process and confirms that the ORF-encoded protein is specifically amenable to small

20 molecule anti-viral drug discovery. Observation of a direct correlation between the relative binding affinities of the ORF-encoded protein-specific ligands and the relative inhibitory concentrations of the ORF-encoded protein-specific ligands further strengthens the

25 identification of the ORF-encoded protein as a target for small molecule anti-viral drug discovery.

-54-

Example 7           Development of small molecules that can be applied to the affinity purification of a target protein

A mass-coded combinatorial library can be used to  
5 identify ligands that have a high affinity for a target protein. One such target protein is human erythropoietin (EPO), which is expressed and purified industrially for use as a therapeutic drug. Ligands that exhibit a high affinity for EPO can be immobilized on a solid support to  
10 generate an EPO-specific affinity matrix.

The identification of ligands to EPO and the construction of an EPO-specific affinity matrix involves the following steps: the mass coded library is solubilized in an appropriate binding buffer and incubated with the EPO  
15 protein. Compounds that bind to the EPO protein are separated from the unbound compounds by rapid size exclusion chromatography. These compounds are loaded with the EPO protein onto a reversed-phase column that is placed downstream of the size exclusion column. The compounds are  
20 dissociated from the EPO protein and are eluted from the reversed-phase column and analyzed by mass spectrometry. The molecular mass of each EPO protein-specific ligand identifies one combination of peripheral moieties plus scaffold. The individual ligand(s) that result from the  
25 identified combination of peripheral moieties plus scaffold are synthesized and tested for their *in vitro* ability to bind to the EPO protein. Compounds exhibiting the highest affinity for the EPO protein are compared to identify



-55-

similarities between the compounds. If it is observed that one reactive site on the scaffold is relatively unimportant for high affinity binding, the peripheral moiety at this site is subsequently replaced with a covalent tether that  
5 joins the EPO-specific ligand to a water insoluble matrix, thereby generating an EPO-specific affinity matrix.

Alternatively, the covalent tether is used to join the EPO-specific ligand to a another molecule, such as biotin, which possesses a high affinity for a commercially  
10 available affinity matrix (streptavidin-derivatized agarose). The biotin-streptavidin interaction is used as a strong, non-covalent immobilization technique.

Example 8            Development of small molecules that can be  
                         applied to the visualization of a target  
15                            protein

A mass-coded combinatorial library can be used to identify ligands that have a high affinity for a target protein. One such target protein is the human protein telomerase, the expression of which is linked to cancer  
20 progression and aging. Ligands that exhibit a high affinity for telomerase can be functionalized with a radioactive or non-radioactive tag to thereby generate a telomerase-specific affinity probe for visualization of the enzyme *in vitro* or *in vivo*. The identification of ligands  
25 to telomerase and the construction of a telomerase-specific affinity probe would involve the following steps: a mass-coded library is solubilized in an appropriate binding

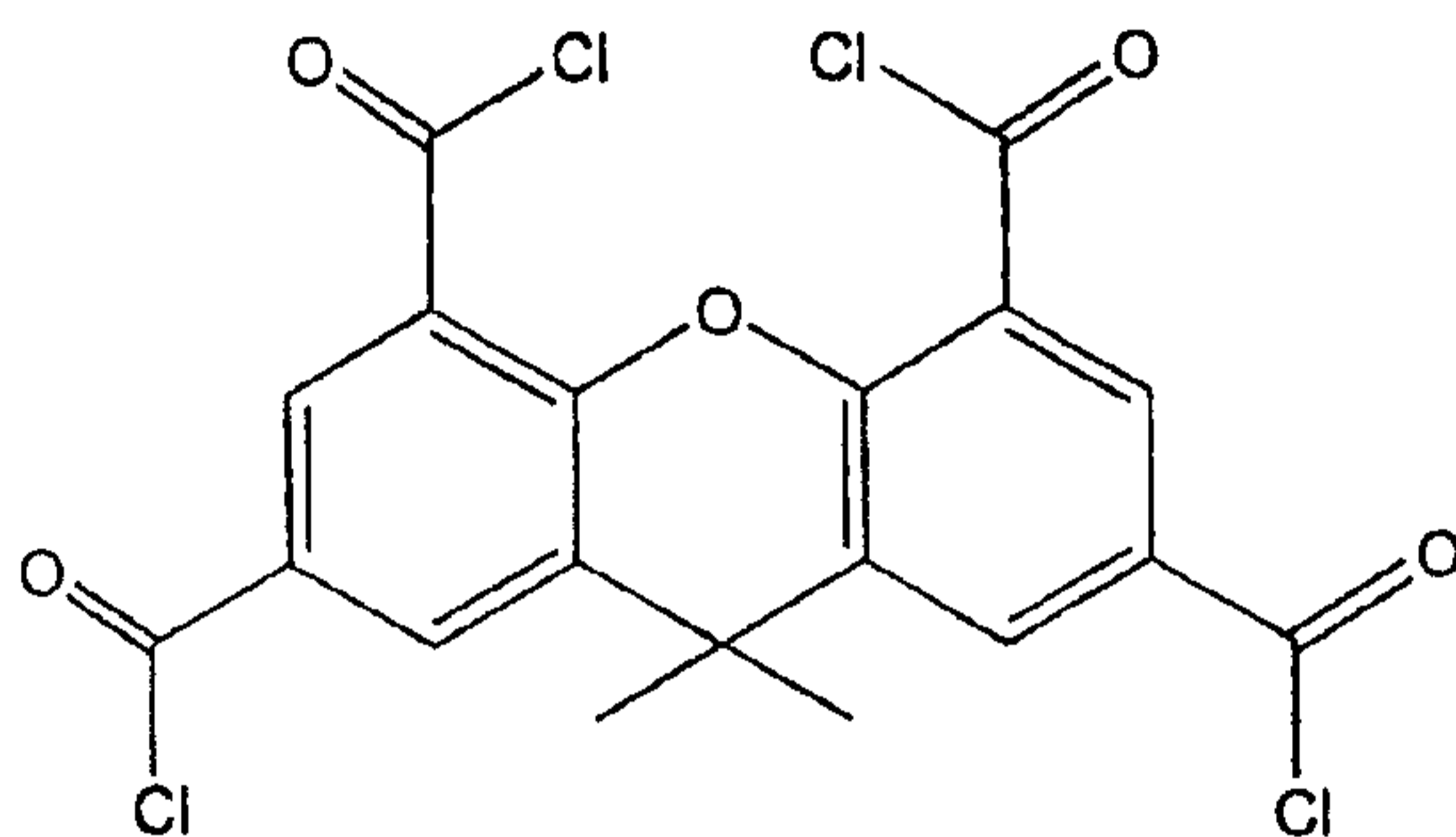
-56-

buffer and incubated with telomerase protein alone. Compounds that bind to the telomerase protein are separated from the unbound compounds by rapid size exclusion chromatography. The binding compounds are loaded with the telomerase protein onto a reversed-phase column that is placed downstream of the size exclusion column. The compounds are dissociated from the telomerase protein and are eluted from the reversed-phase column and analyzed by mass spectrometry. mass of each telomerase protein-specific ligand identifies one combination of peripheral moieties plus scaffold. The individual ligand(s) that result from the identified combination of peripheral moieties plus scaffold are synthesized and tested for their *in vitro* ability to bind to the telomerase protein. Compounds exhibiting the highest affinity for the telomerase protein are compared to identify similarities between the compounds. Ideally, it is observed that one reactive site on the scaffold is relatively unimportant for high affinity binding. The peripheral moiety at this site is subsequently replaced with a covalent tether that joins the telomerase-specific ligand to a radioactive moiety or a non-radioactive moiety such as a fluorophore, thereby generating a telomerase-specific affinity probe.

-57-

Example 9 Identification of a small molecule inhibitor of bovine trypsin by affinity selection with a mass coded combinatorial library mixture

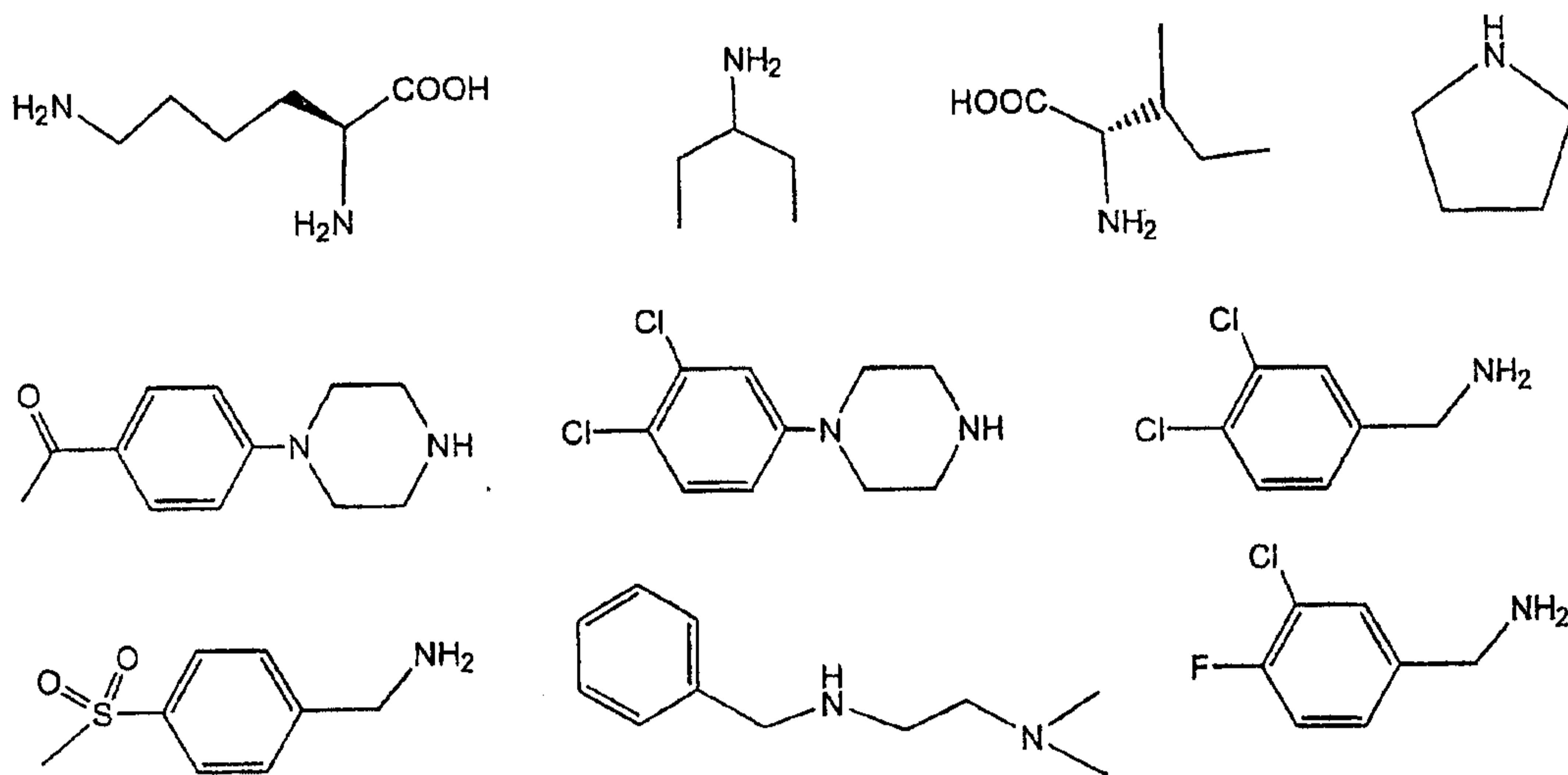
A mass-coded library mixture was synthesized by the  
5 reaction of the scaffold precursor



with a set of ten peripheral moiety precursors selected as described in Example 1. This set of peripheral moiety precursors is shown below. The peripheral moiety  
10 precursors were selected to yield a mass coded combinatorial library mixture of compounds of the formula  $X(Y)_4$ , where X is this scaffold and each Y is, independently, a peripheral moiety derived from one of the peripheral moiety precursors. This library includes 715  
15 distinct combinations of 4 peripheral moieties and 715 distinct masses.



-58-



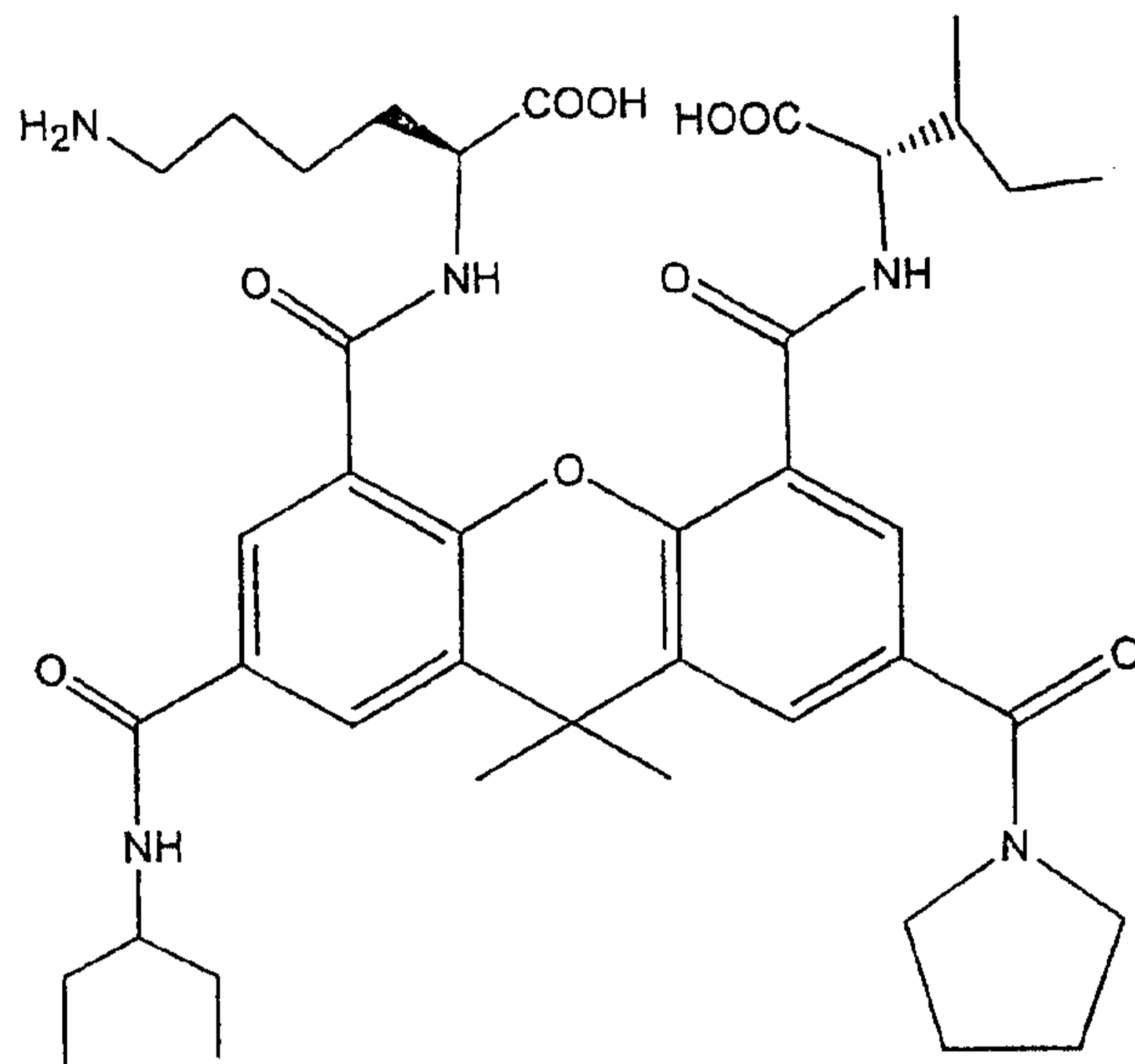
A homogeneous solution containing 2 mM mass coded library mixture and 50  $\mu$ M bovine trypsin in binding buffer (50 mM Tris, pH 7.75; 40 mM  $\text{CaCl}_2$ ; 10% DMSO total v/v) was

5 incubated for 30 minutes at room temperature and then incubated on ice for 5 minutes. 20  $\mu$ L of this mixture was injected onto a 4.6x200 mm size-exclusion HPLC column and eluted with binding buffer at 1.5 ml/min. The protein eluted slightly before the unbound library components, and

10 this protein peak was collected. Formic acid and acetonitrile were added to final concentrations of 10% each to dissociate any ligands from the protein, and the resultant mixture was analyzed by LC-MS. Mass

15 spectroscopic analysis yielded one mass which matched with one combination of 4 peripheral moieties plus scaffold, and synthesis of a single isomer having this combination confirmed the identity of the trypsin ligand, which is shown below.

-59-



This molecule was a potent inhibitor of trypsin when assayed by a standard *in vitro* trypsin activity assay.

#### EQUIVALENTS

5        While this invention has been particularly shown and described with references to preferred embodiments thereof, it will be understood by those skilled in the art that various changes in form and details may be made therein without departing from the spirit and scope of the  
10 invention as defined by the appended claims. Those skilled in the art will recognize or be able to ascertain using no more than routine experimentation, many equivalents to the specific embodiments of the invention described specifically herein. Such equivalents are intended to be  
15 encompassed in the scope of the claims.



Field	1	2	3	4	5	6	7	8	9	10	11	12
2.197802	86a	79a	13a	108a	76a	20a	1a	70a	26a	94a	21a	97a
2.490843	86a	108a	76a	69a	1a	70a	26a	24a	36a	94a	21a	97a
2.637363	86a	13a	108a	76a	69a	1a	70a	26a	24a	36a	94a	97a
2.783883	86a	79a	13a	108a	76a	20a	69a	1a	70a	26a	94a	21a
2.783883	86a	79a	13a	108a	76a	20a	69a	1a	70a	36a	94a	21a
2.783883	86a	13a	108a	76a	20a	69a	1a	70a	24a	36a	94a	97a
2.783883	86a	79a	13a	108a	76a	70a	26a	24a	36a	94a	21a	97a
2.930403	86a	13a	108a	76a	20a	69a	1a	70a	36a	94a	21a	97a
2.930403	86a	13a	108a	76a	1a	70a	26a	24a	36a	94a	21a	97a
2.930403	86a	13a	108a	76a	69a	1a	70a	26a	36a	94a	21a	97a
2.930403	86a	79a	13a	108a	76a	20a	69a	1a	70a	26a	24a	104a
3.003663	86a	79a	13a	108a	76a	20a	69a	70a	26a	24a	94a	104a
3.003663	86a	79a	13a	108a	20a	69a	1a	70a	36a	94a	21a	97a
3.076923	86a	13a	108a	76a	20a	69a	1a	70a	26a	24a	94a	97a
3.076923	86a	13a	108a	76a	69a	1a	70a	26a	24a	36a	94a	104a
3.076923	86a	13a	108a	76a	20a	69a	1a	70a	26a	94a	21a	97a
3.076923	86a	108a	76a	20a	69a	1a	70a	24a	36a	94a	104a	97a
3.076923	79a	13a	108a	76a	20a	69a	1a	70a	36a	94a	21a	97a
3.076923	86a	79a	13a	108a	76a	20a	69a	70a	26a	94a	104a	21a
3.076923	86a	79a	13a	108a	76a	20a	1a	70a	36a	94a	21a	97a
3.223443	86a	13a	108a	76a	69a	1a	70a	26a	36a	94a	104a	21a
3.223443	86a	79a	13a	108a	76a	69a	1a	70a	26a	94a	104a	21a
3.223443	86a	79a	13a	108a	20a	69a	1a	70a	24a	36a	94a	97a
3.369963	86a	79a	13a	108a	20a	69a	1a	70a	26a	94a	21a	97a
3.369963	86a	13a	108a	76a	20a	69a	1a	70a	26a	94a	104a	21a
3.369963	86a	79a	13a	108a	76a	20a	1a	70a	26a	94a	104a	21a
3.516484	86a	13a	108a	76a	20a	69a	1a	70a	26a	24a	36a	97a
3.516484	86a	79a	13a	108a	20a	69a	1a	70a	26a	24a	94a	97a
3.516484	86a	13a	108a	76a	20a	69a	1a	70a	26a	24a	94a	104a
3.516484	86a	79a	13a	108a	76a	20a	69a	1a	70a	26a	104a	21a
3.516484	86a	13a	108a	76a	20a	69a	1a	70a	26a	36a	21a	97a
3.663004	86a	79a	13a	108a	76a	20a	69a	1a	70a	26a	94a	104a
3.663004	79a	13a	108a	76a	69a	1a	70a	36a	94a	104a	21a	97a
3.663004	79a	13a	108a	76a	20a	1a	70a	26a	94a	104a	21a	97a
3.663004	86a	79a	108a	76a	69a	70a	26a	24a	36a	94a	21a	97a
3.663004	86a	79a	13a	108a	76a	20a	69a	1a	70a	94a	104a	21a
3.663004	86a	13a	108a	76a	20a	69a	1a	70a	26a	36a	94a	97a
3.809524	86a	13a	108a	76a	69a	1a	70a	24a	36a	94a	104a	97a
3.809524	79a	13a	108a	76a	69a	1a	70a	26a	94a	104a	21a	97a
3.809524	86a	79a	13a	108a	76a	1a	70a	26a	24a	94a	21a	97a
3.809524	79a	13a	108a	76a	20a	69a	1a	26a	94a	104a	21a	97a
3.809524	79a	13a	108a	76a	69a	70a	26a	24a	36a	94a	104a	97a
3.809524	79a	13a	108a	76a	20a	69a	1a	70a	26a	94a	21a	97a
3.882784	79a	13a	108a	76a	69a	70a	26a	36a	94a	104a	21a	97a
3.956044	86a	79a	108a	76a	20a	69a	70a	26a	24a	94a	104a	97a
3.956044	86a	79a	13a	108a	76a	20a	69a	1a	70a	24a	36a	94a
3.956044	86a	79a	13a	108a	76a	20a	69a	1a	36a	94a	21a	97a



Field	1	2	3	4	5	6	7	8	9	10	11	12
3.956044	86a	13a	108a	76a	69a	1a	70a	26a	24a	36a	94a	21a
3.956044	86a	79a	13a	108a	76a	69a	1a	70a	26a	94a	21a	97a
3.956044	86a	108a	76a	69a	1a	70a	24a	36a	94a	104a	21a	97a
3.956044	79a	13a	108a	76a	20a	69a	1a	70a	26a	24a	104a	97a
3.956044	86a	79a	13a	108a	20a	69a	1a	70a	24a	94a	104a	97a
3.956044	86a	79a	108a	76a	20a	69a	1a	70a	26a	94a	104a	21a
3.956044	86a	79a	13a	108a	76a	20a	69a	1a	26a	94a	104a	21a
4.029304	86a	79a	13a	76a	20a	69a	1a	70a	26a	24a	94a	104a
4.102564	86a	79a	13a	108a	76a	20a	69a	1a	70a	26a	24a	94a
4.102564	86a	13a	108a	76a	69a	1a	70a	24a	36a	94a	21a	97a
4.102564	86a	108a	76a	69a	1a	70a	26a	24a	36a	94a	104a	21a
4.102564	79a	13a	108a	76a	20a	69a	1a	70a	94a	104a	21a	97a
4.102564	86a	79a	13a	108a	76a	20a	69a	1a	70a	26a	24a	36a
4.102564	86a	13a	108a	76a	20a	69a	1a	26a	24a	36a	94a	97a
4.175824	86a	79a	13a	108a	20a	69a	1a	70a	26a	24a	94a	104a
4.175824	86a	79a	13a	108a	76a	69a	70a	26a	36a	94a	21a	97a
4.175824	86a	79a	108a	76a	20a	69a	1a	70a	36a	94a	21a	97a
4.249084	86a	79a	13a	108a	76a	1a	70a	26a	36a	94a	21a	97a
4.249084	86a	13a	108a	76a	69a	1a	26a	24a	36a	94a	21a	97a
4.249084	86a	79a	13a	108a	76a	69a	70a	26a	36a	94a	104a	21a
4.249084	86a	13a	108a	76a	69a	1a	70a	26a	24a	36a	94a	
4.249084	86a	79a	13a	108a	76a	69a	1a	70a	36a	94a	21a	97a
4.249084	86a	79a	13a	108a	76a	20a	1a	70a	26a	24a	94a	97a
4.249084	79a	13a	108a	76a	20a	69a	70a	26a	24a	94a	104a	97a
4.249084	86a	79a	108a	76a	20a	69a	1a	70a	26a	94a	21a	97a
4.249084	86a	79a	13a	108a	76a	20a	69a	1a	70a	24a	36a	97a
4.322344	79a	13a	108a	76a	20a	69a	70a	26a	36a	94a	21a	97a
4.395605	86a	79a	13a	108a	69a	1a	70a	26a	24a	36a	94a	97a
4.395605	79a	13a	108a	76a	20a	69a	70a	26a	94a	104a	21a	97a
4.395605	86a	79a	13a	108a	76a	20a	69a	1a	70a	36a	94a	97a
4.395605	79a	13a	108a	76a	20a	69a	70a	26a	24a	36a	94a	97a
4.395605	86a	79a	13a	108a	76a	20a	69a	1a	70a	26a	24a	97a
4.395605	79a	13a	108a	76a	20a	69a	1a	70a	26a	104a	21a	97a
4.395605	86a	79a	13a	108a	20a	69a	1a	70a	26a	94a	104a	21a
4.395605	86a	79a	13a	108a	76a	20a	70a	26a	36a	94a	21a	97a
4.395605	86a	79a	13a	108a	76a	20a	70a	26a	24a	94a	104a	97a
4.395605	86a	79a	13a	108a	76a	69a	70a	26a	24a	36a	94a	21a
4.395605	13a	108a	76a	69a	1a	70a	26a	36a	94a	104a	21a	97a
4.395605	86a	79a	13a	108a	76a	20a	69a	1a	70a	94a	21a	97a
4.395605	86a	108a	76a	20a	69a	1a	70a	26a	24a	36a	94a	97a
4.395605	86a	79a	13a	108a	76a	20a	1a	70a	26a	36a	94a	97a
4.395605	86a	79a	13a	108a	76a	69a	70a	26a	24a	36a	94a	97a
4.468864	86a	79a	13a	108a	20a	69a	70a	26a	24a	94a	104a	97a
4.468864	86a	79a	13a	108a	76a	20a	1a	70a	26a	24a	36a	97a
4.468864	86a	108a	76a	20a	69a	1a	70a	36a	94a	104a	21a	97a



Field 1	2	3	4	5	6	7	8	9	10	11	12	
4.468864	86a	79a	13a	108a	76a	20a	69a	70a	26a	24a	36a	94a
4.468864	86a	79a	13a	76a	1a	70a	26a	24a	36a	94a	21a	97a
4.468864	86a	79a	13a	108a	76a	20a	70a	26a	24a	36a	94a	97a
4.542125	86a	79a	13a	108a	69a	1a	70a	24a	36a	94a	104a	97a
4.542125	86a	79a	13a	108a	76a	20a	69a	70a	26a	36a	94a	21a
4.542125	86a	79a	13a	108a	76a	69a	70a	26a	24a	36a	94a	104a
4.542125	86a	79a	13a	108a	76a	20a	69a	1a	26a	94a	21a	97a
4.542125	86a	79a	13a	76a	20a	69a	1a	70a	24a	36a	94a	97a
4.542125	86a	108a	76a	20a	69a	1a	70a	26a	36a	94a	21a	97a
4.542125	86a	13a	108a	76a	69a	70a	26a	24a	36a	94a	21a	97a
4.542125	86a	79a	13a	108a	76a	1a	70a	24a	36a	94a	21a	97a
4.542125	13a	108a	76a	20a	69a	1a	70a	26a	94a	104a	21a	97a
4.542125	86a	13a	108a	76a	20a	69a	1a	26a	36a	94a	21a	97a
4.542125	86a	79a	13a	108a	76a	69a	1a	70a	26a	24a	94a	104a
4.542125	86a	79a	13a	108a	76a	20a	69a	70a	36a	94a	21a	97a
4.542125	86a	79a	13a	108a	76a	20a	69a	1a	70a	26a	94a	97a
4.615385	79a	108a	76a	20a	69a	1a	70a	36a	94a	104a	21a	97a
4.688645	86a	79a	13a	108a	76a	20a	69a	1a	70a	26a	21a	97a
4.688645	86a	79a	13a	108a	20a	69a	1a	24a	36a	94a	104a	97a
4.688645	79a	108a	76a	69a	70a	26a	24a	36a	94a	104a	21a	97a
4.688645	86a	108a	76a	69a	1a	70a	26a	24a	36a	94a	104a	97a
4.688645	79a	108a	76a	20a	69a	1a	70a	26a	94a	104a	21a	97a
4.688645	13a	108a	76a	69a	1a	70a	26a	24a	36a	94a	104a	97a
4.688645	86a	79a	13a	108a	76a	20a	69a	70a	24a	36a	94a	97a
4.688645	86a	79a	13a	76a	20a	69a	1a	70a	26a	94a	104a	21a
4.688645	86a	108a	76a	20a	69a	1a	70a	26a	24a	94a	104a	97a
4.688645	86a	13a	108a	76a	20a	1a	70a	26a	24a	36a	94a	97a
4.688645	86a	79a	13a	108a	76a	20a	69a	1a	36a	94a	104a	21a
4.688645	86a	79a	13a	108a	76a	69a	1a	70a	36a	94a	104a	21a
4.761905	86a	13a	108a	76a	20a	69a	1a	70a	26a	24a	36a	104a
4.761905	86a	79a	13a	108a	1a	70a	26a	24a	36a	94a	21a	97a
4.761905	86a	79a	13a	108a	20a	69a	1a	70a	26a	24a	36a	97a
4.761905	86a	79a	13a	76a	20a	69a	1a	70a	36a	94a	21a	97a
4.835165	79a	13a	108a	76a	20a	69a	1a	26a	24a	94a	104a	97a
4.835165	86a	79a	13a	108a	76a	20a	69a	1a	26a	24a	94a	104a
4.835165	79a	13a	108a	76a	69a	1a	70a	24a	36a	94a	104a	97a
4.835165	86a	13a	108a	76a	20a	1a	70a	26a	36a	94a	21a	97a
4.835165	86a	79a	13a	108a	69a	1a	70a	26a	24a	94a	21a	97a
4.835165	79a	108a	76a	20a	69a	70a	26a	24a	36a	94a	104a	97a
4.835165	86a	108a	76a	69a	1a	70a	26a	24a	36a	104a	21a	97a
4.835165	86a	13a	108a	76a	20a	69a	1a	70a	24a	36a	94a	104a
4.835165	79a	13a	108a	76a	20a	69a	1a	36a	94a	104a	21a	97a
4.835165	13a	108a	76a	20a	69a	1a	70a	26a	24a	36a	94a	97a
4.835165	86a	13a	108a	76a	20a	69a	70a	26a	36a	94a	21a	97a
4.835165	13a	108a	76a	20a	69a	1a	70a	26a	36a	94a	21a	97a
4.835165	86a	79a	13a	108a	76a	20a	1a	70a	24a	36a	94a	97a
4.835165	86a	79a	13a	108a	76a	20a	69a	70a	26a	24a	94a	97a



Field 1	2	3	4	5	6	7	8	9	10	11	12	
4.835165	86a	79a	13a	76a	69a	1a	70a	26a	24a	36a	94a	104a
4.835165	79a	13a	108a	76a	20a	1a	70a	26a	36a	94a	21a	97a
4.835165	86a	13a	76a	20a	69a	1a	70a	26a	24a	36a	94a	97a
4.835165	86a	13a	108a	76a	20a	69a	1a	70a	24a	94a	104a	97a
4.908425	86a	79a	13a	108a	76a	20a	69a	1a	70a	36a	21a	97a
4.908425	86a	79a	13a	108a	76a	1a	70a	26a	24a	36a	21a	97a
4.981685	79a	13a	108a	76a	20a	69a	1a	70a	24a	36a	94a	97a
4.981685	86a	13a	108a	76a	20a	69a	1a	70a	36a	94a	104a	21a
4.981685	86a	13a	108a	76a	20a	69a	1a	70a	26a	36a	94a	21a
4.981685	79a	13a	108a	20a	69a	1a	70a	26a	24a	94a	104a	97a
4.981685	86a	13a	108a	76a	20a	69a	70a	26a	24a	36a	94a	97a
4.981685	86a	108a	76a	20a	69a	1a	70a	26a	24a	36a	94a	104a
4.981685	79a	13a	108a	76a	20a	69a	1a	70a	26a	94a	104a	97a
4.981685	86a	79a	76a	69a	1a	70a	24a	36a	94a	104a	21a	97a
4.981685	86a	79a	13a	108a	69a	1a	70a	24a	36a	94a	21a	97a
4.981685	86a	79a	108a	76a	20a	69a	1a	70a	26a	24a	94a	104a
4.981685	86a	13a	76a	69a	1a	70a	26a	24a	36a	94a	21a	97a
4.981685	86a	79a	13a	108a	76a	20a	69a	70a	26a	94a	21a	97a
4.981685	86a	79a	108a	20a	69a	1a	70a	24a	36a	94a	104a	97a
4.981685	86a	79a	108a	76a	69a	1a	70a	26a	24a	36a	21a	97a
4.981685	86a	13a	108a	76a	69a	70a	26a	24a	36a	94a	104a	97a
4.981685	86a	79a	13a	108a	76a	20a	1a	70a	26a	36a	21a	97a
4.981685	86a	79a	13a	108a	76a	69a	1a	70a	26a	24a	104a	21a
5.128205	13a	108a	76a	20a	69a	1a	70a	26a	24a	94a	104a	97a
5.128205	86a	79a	13a	76a	20a	69a	1a	70a	26a	24a	94a	97a
5.128205	86a	108a	76a	20a	69a	1a	70a	26a	36a	94a	104a	21a
5.128205	79a	13a	108a	20a	69a	1a	70a	26a	94a	104a	21a	97a
5.128205	86a	79a	13a	76a	69a	1a	70a	26a	24a	36a	94a	97a
5.128205	86a	79a	13a	108a	20a	69a	1a	70a	26a	24a	104a	97a
5.128205	79a	13a	76a	20a	69a	1a	70a	26a	24a	94a	104a	97a
5.128205	86a	13a	108a	76a	69a	1a	70a	26a	24a	94a	21a	97a
5.128205	86a	79a	76a	20a	69a	1a	70a	24a	36a	94a	104a	97a
5.128205	79a	13a	76a	20a	69a	1a	70a	26a	94a	104a	21a	97a
5.128205	86a	13a	76a	20a	69a	1a	70a	26a	36a	94a	21a	97a
5.128205	86a	13a	108a	69a	1a	70a	26a	24a	36a	94a	21a	97a
5.201465	86a	13a	108a	76a	20a	69a	1a	70a	26a	36a	104a	21a
5.274725	86a	79a	13a	108a	20a	69a	1a	26a	24a	94a	104a	97a
5.274725	79a	13a	108a	76a	20a	69a	70a	24a	36a	94a	104a	97a
5.274725	86a	79a	13a	108a	20a	69a	1a	70a	94a	104a	21a	97a
5.274725	86a	13a	108a	20a	69a	1a	70a	26a	36a	94a	21a	97a
5.274725	86a	79a	13a	108a	76a	69a	1a	70a	26a	24a	94a	21a
5.274725	86a	79a	13a	108a	76a	20a	69a	1a	70a	24a	94a	104a
5.274725	86a	79a	13a	76a	20a	69a	1a	70a	24a	36a	94a	104a
5.274725	86a	79a	13a	108a	76a	20a	1a	70a	26a	24a	94a	104a
5.274725	86a	79a	108a	76a	20a	69a	1a	70a	26a	36a	94a	97a
5.347985	86a	79a	108a	76a	20a	69a	1a	70a	36a	94a	104a	21a
5.347985	86a	79a	108a	76a	20a	69a	70a	24a	36a	94a	104a	97a



Field	1	2	3	4	5	6	7	8	9	10	11	12
5.347985	79a	13a	108a	76a	69a	70a	26a	24a	36a	94a	21a	97a
5.347985	86a	79a	13a	108a	20a	69a	1a	70a	26a	36a	94a	97a
5.347985	79a	13a	108a	76a	20a	69a	70a	26a	36a	94a	104a	21a
5.347985	86a	13a	108a	76a	20a	69a	1a	70a	26a	36a	94a	104a
5.421246	86a	79a	13a	76a	20a	69a	1a	70a	26a	94a	21a	97a
5.421246	86a	13a	108a	76a	20a	69a	70a	26a	24a	94a	104a	97a
5.421246	86a	79a	13a	108a	76a	69a	1a	70a	26a	36a	94a	97a
5.421246	79a	13a	108a	76a	20a	69a	1a	70a	26a	24a	94a	97a
5.421246	79a	13a	108a	76a	20a	69a	1a	70a	24a	36a	104a	97a
5.421246	86a	79a	108a	76a	69a	70a	26a	24a	36a	94a	104a	21a
5.421246	108	76a	69a	1a	70a	26a	24a	36a	94a	104a	21a	97a
5.421246	79a	13a	76a	20a	69a	1a	70a	26a	24a	36a	94a	97a
5.421246	86a	79a	108a	76a	20a	69a	70a	26a	36a	94a	21a	97a
5.421246	86a	79a	108a	76a	20a	69a	70a	26a	24a	36a	94a	97a
5.421246	86a	79a	108a	20a	69a	1a	70a	26a	24a	94a	104a	97a
5.421246	86a	79a	108a	76a	69a	70a	26a	24a	36a	94a	104a	97a
5.421246	79a	13a	108a	76a	20a	69a	70a	36a	94a	104a	21a	97a
5.421246	86a	79a	13a	108a	76a	69a	1a	70a	26a	24a	94a	97a
5.494505	86a	79a	13a	108a	20a	69a	70a	26a	24a	36a	94a	97a
5.494505	86a	79a	108a	76a	20a	69a	1a	70a	26a	24a	36a	97a
5.494505	86a	79a	108a	76a	20a	69a	70a	26a	36a	94a	104a	21a
5.494505	86a	79a	13a	76a	69a	1a	70a	24a	36a	94a	104a	97a
5.494505	86a	79a	13a	108a	76a	20a	70a	26a	94a	104a	21a	97a
5.494505	86a	79a	108a	76a	20a	69a	70a	26a	24a	36a	94a	104a
5.567766	79a	13a	108a	76a	20a	1a	70a	36a	94a	104a	21a	97a
5.567766	86a	79a	13a	108a	76a	69a	1a	70a	24a	36a	94a	97a
5.567766	86a	79a	13a	76a	20a	69a	1a	70a	26a	24a	36a	97a
5.567766	86a	79a	108a	76a	20a	69a	1a	70a	26a	24a	94a	97a
5.567766	86a	79a	108a	76a	69a	1a	70a	26a	24a	94a	21a	97a
5.567766	79a	108a	76a	20a	69a	70a	26a	36a	94a	104a	21a	97a
5.567766	86a	79a	13a	108a	20a	69a	70a	26a	36a	94a	21a	97a
5.567766	86a	79a	13a	108a	76a	20a	69a	70a	26a	24a	36a	97a
5.567766	86a	79a	13a	108a	76a	20a	69a	1a	24a	36a	94a	97a
5.567766	86a	79a	13a	108a	76a	20a	69a	1a	26a	24a	94a	97a
5.567766	86a	79a	13a	108a	76a	69a	26a	24a	36a	94a	104a	97a
5.567766	86a	13a	108a	20a	69a	1a	70a	24a	36a	94a	104a	97a
5.567766	79a	108a	76a	69a	1a	70a	24a	36a	94a	104a	21a	97a
5.567766	86a	79a	108a	76a	69a	1a	70a	24a	36a	94a	21a	97a
5.567766	13a	108a	76a	69a	1a	70a	26a	24a	36a	94a	21a	97a
5.567766	86a	79a	13a	108a	69a	70a	26a	24a	36a	94a	21a	97a
5.641026	86a	79a	13a	108a	76a	20a	69a	70a	26a	36a	21a	97a
5.641026	86a	79a	13a	108a	76a	20a	69a	26a	24a	36a	94a	97a
5.641026	86a	79a	13a	108a	76a	20a	69a	1a	26a	24a	36a	97a
5.641026	86a	79a	13a	108a	76a	70a	26a	24a	36a	94a	104a	97a
5.641026	86a	13a	108a	76a	20a	69a	1a	70a	94a	104a	21a	97a
5.641026	86a	79a	76a	20a	69a	1a	70a	36a	94a	104a	21a	97a
5.641026	86a	13a	108a	76a	20a	69a	1a	26a	24a	94a	104a	97a



Field:	1	2	3	4	5	6	7	8	9	10	11	12
5.641026	86a	79a	13a	108a	76a	20a	1a	70a	26a	104a	21a	97a
5.641026	79a	13a	108a	76a	20a	69a	1a	70a	26a	36a	94a	97a
5.641026	86a	13a	108a	76a	69a	1a	70a	36a	94a	104a	21a	97a
5.714286	86a	79a	13a	108a	69a	1a	70a	26a	24a	94a	104a	97a
5.714286	79a	13a	108a	76a	1a	70a	26a	36a	94a	104a	21a	97a
5.714286	86a	79a	13a	108a	69a	70a	26a	24a	36a	94a	104a	97a
5.714286	79a	13a	108a	76a	20a	69a	1a	70a	26a	24a	36a	97a
5.714286	79a	13a	108a	76a	69a	1a	70a	26a	24a	94a	104a	97a
5.714286	86a	13a	108a	20a	69a	1a	70a	26a	24a	36a	94a	97a
5.714286	79a	13a	108a	76a	69a	1a	70a	26a	24a	104a	21a	97a
5.714286	79a	13a	108a	76a	20a	69a	1a	70a	36a	94a	104a	21a
5.714286	86a	79a	13a	108a	76a	20a	69a	1a	70a	24a	94a	97a
5.714286	79a	13a	108a	76a	69a	1a	70a	26a	24a	36a	104a	97a
5.714286	79a	13a	108a	76a	20a	69a	70a	26a	24a	36a	94a	104a
5.714286	86a	79a	76a	69a	70a	26a	24a	36a	94a	104a	21a	97a
5.714286	86a	79a	13a	108a	76a	69a	1a	70a	26a	24a	36a	97a
5.714286	79a	13a	76a	20a	69a	70a	26a	24a	36a	94a	104a	97a
5.714286	86a	79a	13a	108a	76a	69a	1a	70a	26a	24a	36a	94a
5.714286	86a	79a	13a	108a	76a	20a	69a	1a	24a	36a	94a	104a
5.714286	13a	108a	76a	20a	69a	1a	70a	36a	94a	104a	21a	97a
5.714286	86a	79a	76a	20a	69a	70a	26a	24a	36a	94a	104a	97a
5.787546	86a	79a	13a	108a	76a	1a	70a	26a	24a	36a	94a	97a
5.787546	79a	13a	108a	76a	69a	1a	70a	26a	36a	94a	104a	97a
5.787546	79a	13a	108a	20a	69a	1a	70a	26a	24a	36a	94a	97a
5.860806	86a	79a	13a	108a	76a	69a	1a	70a	26a	24a	36a	104a
5.860806	86a	79a	13a	108a	76a	20a	69a	1a	26a	36a	94a	97a
5.860806	86a	79a	108a	76a	1a	70a	26a	24a	36a	94a	21a	97a
5.860806	86a	79a	13a	76a	69a	70a	26a	24a	36a	94a	21a	97a
5.860806	86a	79a	13a	108a	76a	1a	26a	24a	36a	94a	21a	97a
5.860806	86a	108a	76a	69a	70a	26a	24a	36a	94a	104a	21a	97a
5.860806	79a	76a	20a	69a	1a	70a	26a	24a	36a	94a	104a	97a
5.860806	86a	79a	13a	108a	76a	69a	26a	24a	36a	94a	21a	97a
5.860806	79a	108a	76a	20a	69a	1a	70a	26a	24a	94a	104a	97a
5.860806	79a	13a	108a	76a	20a	69a	1a	70a	26a	24a	94a	104a
5.860806	86a	79a	108a	76a	20a	69a	1a	70a	24a	36a	94a	97a
5.860806	86a	79a	108a	76a	20a	69a	1a	70a	26a	24a	104a	97a
5.860806	79a	13a	76a	69a	1a	70a	26a	24a	36a	94a	104a	97a
5.860806	86a	79a	13a	108a	20a	1a	70a	26a	24a	94a	104a	97a
5.860806	79a	13a	108a	76a	20a	69a	1a	70a	36a	94a	104a	97a
5.860806	86a	79a	13a	108a	76a	69a	1a	70a	24a	36a	94a	104a
5.860806	86a	79a	13a	108a	76a	20a	69a	26a	24a	94a	104a	97a
5.860806	86a	79a	13a	76a	20a	1a	70a	26a	24a	36a	94a	97a
5.860806	86a	79a	13a	76a	69a	1a	70a	26a	24a	94a	21a	97a
5.860806	86a	79a	13a	76a	69a	1a	70a	24a	36a	94a	21a	97a
5.860806	86a	79a	13a	76a	69a	1a	70a	24a	36a	94a	21a	97a
5.860806	86a	79a	13a	76a	20a	69a	1a	70a	36a	94a	104a	21a
5.860806	86a	79a	13a	108a	76a	20a	1a	26a	36a	94a	21a	97a
5.934066	86a	79a	13a	76a	20a	69a	1a	70a	26a	24a	36a	94a



Field1	1	2	3	4	5	6	7	8	9	10	11	12
5.934066	86a	79a	108a	20a	69a	1a	70a	26a	24a	36a	94a	97a
5.934066	86a	79a	13a	108a	76a	20a	69a	70a	24a	36a	94a	104a
5.934066	86a	79a	13a	108a	76a	1a	70a	26a	24a	104a	21a	97a
5.934066	86a	13a	108a	76a	69a	1a	26a	24a	36a	94a	104a	97a
5.934066	86a	13a	108a	76a	69a	70a	26a	36a	94a	104a	21a	97a
5.934066	86a	79a	13a	108a	76a	20a	69a	1a	26a	24a	36a	104a
5.934066	86a	79a	13a	108a	76a	20a	1a	70a	26a	24a	104a	97a
5.934066	79a	13a	108a	20a	69a	1a	70a	36a	94a	104a	21a	97a
6.007326	86a	13a	108a	76a	69a	1a	70a	24a	36a	94a	104a	21a
6.007326	86a	79a	13a	108a	76a	1a	70a	26a	24a	36a	94a	21a
6.007326	79a	13a	108a	76a	69a	1a	70a	24a	36a	94a	21a	97a
6.007326	86a	79a	13a	20a	69a	1a	70a	24a	36a	94a	104a	97a
6.007326	108	76a	20a	69a	1a	70a	26a	36a	94a	104a	21a	97a
6.007326	86a	79a	108a	76a	20a	69a	70a	26a	94a	104a	21a	97a
6.007326	13a	108a	76a	20a	69a	1a	70a	26a	36a	94a	104a	21a
6.007326	86a	79a	108a	76a	20a	1a	70a	26a	36a	94a	21a	97a
6.007326	86a	13a	108a	76a	20a	69a	1a	24a	36a	94a	104a	97a
6.007326	13a	108a	76a	20a	69a	1a	70a	24a	36a	94a	104a	97a
6.007326	86a	79a	13a	76a	69a	70a	26a	24a	36a	94a	104a	97a
6.007326	86a	79a	108a	76a	20a	69a	1a	70a	24a	36a	104a	97a
6.007326	86a	13a	108a	76a	1a	70a	26a	24a	36a	94a	104a	21a
6.007326	86a	79a	13a	108a	20a	69a	1a	70a	26a	104a	21a	97a
6.007326	79a	108a	76a	20a	69a	1a	70a	24a	36a	94a	104a	97a
6.007326	79a	13a	108a	20a	69a	1a	70a	24a	36a	94a	104a	97a
6.080586	79a	13a	108a	76a	20a	69a	1a	70a	36a	104a	21a	97a
6.080586	86a	79a	13a	108a	76a	20a	69a	70a	36a	94a	104a	21a
6.080586	86a	79a	13a	108a	76a	20a	69a	1a	70a	24a	104a	97a
6.080586	86a	79a	13a	108a	76a	20a	1a	70a	94a	104a	21a	97a
6.080586	79a	13a	76a	20a	69a	70a	26a	36a	94a	104a	21a	97a
6.080586	86a	79a	13a	76a	20a	69a	1a	70a	26a	36a	94a	97a
6.153846	86a	79a	13a	108a	76a	20a	69a	70a	24a	94a	104a	97a
6.153846	86a	79a	13a	108a	76a	69a	70a	26a	24a	94a	21a	97a
6.153846	79a	13a	76a	20a	69a	1a	70a	24a	36a	94a	104a	97a
6.153846	108	76a	20a	69a	1a	70a	26a	24a	36a	94a	104a	97a
6.153846	86a	79a	13a	108a	76a	69a	1a	70a	24a	36a	94a	21a
6.153846	86a	79a	13a	76a	69a	70a	26a	36a	94a	104a	21a	97a
6.153846	13a	108a	76a	69a	1a	70a	24a	36a	94a	104a	21a	97a
6.153846	86a	79a	13a	108a	76a	1a	70a	26a	24a	94a	104a	21a
6.153846	79a	13a	108a	76a	20a	69a	1a	70a	24a	94a	104a	97a
6.153846	86a	79a	13a	76a	20a	1a	70a	26a	36a	94a	21a	97a
6.153846	86a	79a	13a	108a	20a	69a	70a	26a	94a	104a	21a	97a
6.153846	86a	79a	13a	108a	76a	69a	1a	70a	26a	36a	94a	21a
6.153846	86a	79a	13a	108a	76a	20a	1a	70a	26a	36a	94a	21a
6.153846	86a	108a	76a	20a	69a	70a	26a	24a	36a	94a	104a	97a
6.153846	86a	79a	13a	108a	69a	1a	70a	36a	94a	104a	21a	97a
6.153846	86a	79a	76a	20a	69a	70a	26a	36a	94a	104a	21a	97a



Field1	1	2	3	4	5	6	7	8	9	10	11	12
6.227106	86a	13a	108a	76a	1a	70a	26a	24a	36a	94a	104a	97a
6.227106	86a	79a	108a	76a	20a	69a	1a	70a	36a	94a	104a	97a
6.227106	79a	13a	76a	20a	69a	1a	70a	36a	94a	104a	21a	97a
6.227106	86a	108a	76a	20a	69a	1a	70a	26a	24a	36a	104a	97a
6.227106	86a	13a	108a	76a	20a	1a	70a	26a	24a	36a	94a	104a
6.227106	86a	108a	76a	20a	69a	1a	70a	26a	94a	104a	21a	97a
6.227106	86a	76a	69a	1a	70a	26a	24a	36a	94a	104a	21a	97a
6.227106	86a	79a	13a	108a	76a	20a	69a	1a	70a	36a	94a	104a
6.227106	86a	79a	13a	108a	76a	20a	69a	26a	24a	36a	94a	104a
6.227106	86a	13a	108a	76a	20a	1a	70a	26a	24a	94a	104a	97a
6.227106	86a	13a	108a	76a	69a	1a	70a	26a	24a	36a	104a	21a
6.227106	86a	13a	108a	76a	20a	69a	1a	70a	26a	104a	21a	97a
6.227106	79a	13a	108a	76a	70a	26a	24a	36a	94a	104a	21a	97a
6.300366	79a	13a	108a	76a	20a	1a	70a	26a	24a	94a	104a	97a
6.300366	86a	79a	108a	76a	20a	69a	1a	70a	26a	24a	36a	104a
6.300366	86a	79a	13a	108a	76a	20a	69a	26a	36a	94a	21a	97a
6.300366	86a	79a	13a	108a	76a	69a	1a	70a	26a	24a	21a	97a
6.300366	79a	13a	108a	76a	20a	69a	1a	24a	36a	94a	104a	97a
6.300366	86a	13a	108a	76a	20a	1a	70a	26a	36a	94a	104a	21a
6.300366	86a	79a	13a	108a	20a	69a	1a	26a	24a	36a	94a	97a
6.300366	86a	79a	108a	76a	69a	1a	70a	26a	24a	104a	21a	97a
6.300366	86a	79a	13a	76a	20a	69a	70a	26a	24a	36a	94a	104a
6.300366	86a	13a	108a	20a	69a	1a	70a	26a	24a	94a	104a	97a
6.300366	86a	79a	13a	108a	20a	1a	70a	26a	36a	94a	21a	97a
6.300366	86a	79a	13a	108a	76a	69a	70a	24a	36a	94a	21a	97a
6.300366	79a	13a	108a	76a	69a	70a	24a	36a	94a	104a	21a	97a
6.373626	86a	79a	13a	76a	20a	69a	1a	70a	26a	24a	36a	104a
6.373626	86a	79a	13a	108a	76a	20a	69a	1a	26a	36a	94a	104a
6.373626	79a	13a	108a	76a	20a	69a	1a	26a	36a	94a	21a	97a
6.373626	86a	13a	108a	76a	20a	69a	1a	26a	24a	36a	94a	104a
6.373626	86a	13a	108a	76a	20a	69a	70a	26a	94a	104a	21a	97a
6.373626	86a	79a	108a	69a	1a	70a	26a	24a	36a	94a	21a	97a
6.373626	86a	13a	108a	76a	20a	69a	70a	26a	36a	94a	104a	21a
6.373626	86a	79a	108a	76a	69a	1a	70a	24a	36a	104a	21a	97a
6.373626	86a	79a	108a	76a	20a	69a	1a	70a	24a	36a	94a	104a
6.373626	79a	108a	76a	20a	69a	1a	70a	26a	24a	36a	94a	97a
6.373626	86a	108a	76a	69a	1a	70a	26a	36a	94a	104a	21a	97a
6.373626	86a	79a	108a	76a	20a	69a	1a	70a	26a	36a	94a	104a
6.373626	86a	79a	108a	76a	20a	69a	1a	70a	26a	36a	94a	104a
6.373626	86a	79a	13a	108a	69a	1a	70a	26a	36a	94a	21a	97a
6.373626	86a	79a	13a	108a	69a	1a	26a	24a	36a	94a	104a	97a
6.446887	86a	79a	13a	108a	76a	20a	1a	70a	36a	94a	104a	21a
6.446887	86a	79a	108a	76a	20a	69a	26a	24a	36a	94a	104a	97a
6.446887	13a	108a	76a	20a	1a	70a	26a	36a	94a	104a	21a	97a
6.446887	86a	79a	13a	108a	76a	69a	70a	26a	24a	94a	104a	97a
6.446887	86a	79a	13a	108a	76a	69a	1a	70a	26a	36a	94a	104a
6.446887	86a	13a	108a	76a	20a	69a	1a	70a	36a	94a	104a	97a
6.446887	86a	79a	108a	76a	69a	1a	70a	26a	24a	94a	104a	21a



Field1	21	22	3	4	5	6	7	8	9	10	11	12
6.446887	86a	13a	108a	76a	20a	1a	70a	24a	36a	94a	104a	97a
6.446887	13a	108a	76a	1a	70a	26a	24a	36a	94a	104a	21a	97a
6.446887	86a	79a	108a	76a	20a	69a	1a	24a	36a	94a	104a	97a
6.446887	86a	79a	13a	108a	76a	20a	69a	70a	26a	24a	104a	97a
6.446887	86a	79a	13a	76a	20a	69a	70a	26a	36a	94a	21a	97a
6.446887	86a	79a	76a	20a	69a	1a	70a	26a	24a	36a	94a	104a
6.446887	86a	79a	108a	69a	1a	70a	24a	36a	94a	104a	21a	97a
6.446887	86a	13a	108a	69a	1a	70a	26a	24a	36a	94a	104a	97a
6.446887	86a	79a	13a	108a	76a	69a	1a	26a	24a	36a	94a	104a
6.446887	86a	79a	108a	76a	69a	70a	26a	24a	36a	104a	21a	97a
6.446887	79a	13a	108a	76a	1a	70a	26a	24a	36a	94a	21a	97a
6.446887	86a	79a	13a	108a	76a	20a	69a	1a	70a	104a	21a	97a
6.446887	86a	13a	108a	76a	20a	69a	1a	70a	24a	36a	104a	97a
6.446887	86a	79a	13a	108a	76a	20a	69a	1a	70a	24a	36a	104a
6.446887	86a	79a	13a	108a	20a	69a	1a	70a	26a	94a	104a	97a
6.446887	86a	79a	13a	108a	76a	20a	69a	1a	70a	26a	36a	21a
6.446887	86a	79a	13a	108a	20a	1a	70a	26a	24a	36a	94a	97a
6.520146	13a	108a	76a	20a	69a	1a	70a	26a	24a	36a	94a	104a
6.520146	79a	13a	108a	76a	20a	69a	1a	26a	24a	36a	94a	97a
6.520146	86a	79a	13a	76a	20a	69a	70a	26a	24a	36a	94a	97a
6.520146	86a	79a	13a	108a	76a	20a	1a	70a	26a	94a	104a	97a
6.520146	86a	79a	13a	108a	76a	70a	26a	36a	94a	104a	21a	97a
6.520146	86a	13a	108a	76a	69a	1a	70a	26a	24a	36a	104a	97a
6.520146	79a	13a	108a	76a	20a	70a	26a	36a	94a	104a	21a	97a
6.520146	86a	13a	108a	76a	20a	69a	1a	70a	26a	24a	104a	97a
6.520146	86a	108a	76a	20a	69a	1a	70a	26a	36a	94a	104a	97a
6.520146	86a	13a	108a	76a	69a	1a	70a	26a	36a	94a	104a	97a
6.520146	86a	13a	108a	76a	69a	1a	70a	26a	36a	104a	21a	97a
6.593407	86a	79a	108a	76a	20a	1a	70a	36a	94a	104a	21a	97a
6.593407	79a	13a	108a	76a	69a	1a	70a	26a	24a	94a	21a	97a
6.593407	86a	13a	108a	76a	20a	69a	1a	26a	36a	94a	104a	21a
6.593407	86a	79a	13a	108a	76a	20a	69a	1a	70a	94a	104a	97a
6.593407	86a	79a	13a	76a	1a	70a	24a	36a	94a	104a	21a	97a
6.593407	86a	79a	13a	108a	76a	20a	69a	70a	26a	24a	36a	104a
6.593407	86a	79a	13a	76a	69a	1a	70a	26a	24a	94a	104a	21a
6.593407	86a	79a	108a	76a	69a	1a	70a	24a	36a	94a	104a	21a
6.593407	79a	13a	76a	20a	1a	70a	26a	36a	94a	104a	21a	97a
6.593407	86a	79a	13a	108a	76a	20a	69a	70a	26a	104a	21a	97a
6.593407	86a	79a	13a	108a	20a	69a	1a	70a	24a	36a	104a	97a
6.593407	86a	76a	20a	69a	1a	70a	26a	24a	36a	94a	104a	97a
6.593407	86a	79a	13a	76a	69a	1a	70a	36a	94a	104a	21a	97a
6.593407	86a	79a	13a	108a	76a	1a	70a	26a	36a	94a	104a	21a
6.593407	86a	79a	13a	108a	76a	20a	69a	70a	26a	36a	94a	97a
6.593407	86a	79a	108a	76a	20a	69a	1a	70a	26a	94a	104a	97a
6.593407	79a	13a	108a	76a	69a	1a	70a	24a	94a	104a	21a	97a
6.593407	86a	79a	76a	20a	69a	1a	70a	26a	24a	94a	104a	97a
6.593407	86a	79a	13a	20a	69a	1a	70a	36a	94a	104a	21a	97a



Field 1	2	3	4	5	6	7	8	9	10	11	12	
6.593407	79a	13a	108a	76a	20a	69a	26a	24a	36a	94a	104a	97a
6.593407	86a	13a	108a	76a	20a	69a	70a	24a	36a	94a	104a	97a
6.593407	86a	79a	108a	76a	20a	1a	70a	26a	94a	104a	21a	97a
6.666667	86a	108a	76a	20a	69a	1a	70a	26a	36a	104a	21a	97a
6.666667	86a	79a	13a	76a	20a	1a	70a	26a	94a	104a	21a	97a
6.666667	79a	13a	108a	69a	1a	70a	26a	24a	36a	94a	104a	97a
6.666667	79a	13a	108a	76a	69a	1a	70a	26a	24a	36a	94a	97a
6.666667	86a	79a	13a	76a	20a	69a	70a	26a	36a	94a	104a	21a
6.666667	86a	79a	13a	108a	69a	1a	70a	26a	94a	104a	21a	97a
6.739927	86a	79a	13a	108a	76a	69a	1a	24a	36a	94a	104a	97a
6.739927	79a	13a	108a	76a	1a	70a	24a	36a	94a	104a	21a	97a
6.739927	86a	79a	13a	108a	76a	69a	1a	70a	24a	36a	21a	97a
6.739927	86a	79a	108a	76a	69a	1a	70a	26a	24a	36a	94a	97a
6.739927	86a	79a	13a	76a	20a	1a	70a	24a	36a	94a	104a	97a
6.739927	79a	108a	76a	20a	69a	1a	70a	26a	36a	94a	21a	97a
6.739927	86a	79a	13a	108a	69a	1a	70a	24a	94a	104a	21a	97a
6.739927	86a	79a	108a	76a	20a	69a	1a	70a	26a	104a	21a	97a
6.739927	86a	79a	13a	76a	20a	1a	70a	36a	94a	104a	21a	97a
6.739927	86a	79a	13a	108a	20a	69a	1a	36a	94a	104a	21a	97a
6.739927	86a	79a	13a	76a	69a	1a	70a	24a	36a	94a	104a	21a
6.739927	86a	79a	13a	108a	76a	20a	69a	70a	26a	36a	104a	21a
6.739927	79a	13a	108a	76a	20a	70a	26a	24a	36a	94a	104a	97a
6.739927	86a	79a	13a	108a	20a	69a	1a	70a	36a	94a	104a	97a
6.739927	86a	79a	108a	76a	20a	1a	70a	24a	36a	94a	104a	97a
6.739927	79a	13a	108a	76a	69a	1a	70a	26a	36a	94a	21a	97a
6.739927	86a	79a	13a	108a	20a	69a	1a	70a	24a	36a	94a	104a
6.739927	79a	13a	108a	76a	20a	1a	70a	26a	24a	36a	94a	97a
6.739927	86a	79a	13a	108a	20a	1a	70a	26a	94a	104a	21a	97a
6.739927	86a	79a	13a	108a	76a	69a	1a	70a	24a	94a	104a	21a
6.813187	86a	79a	13a	108a	69a	70a	26a	36a	94a	104a	21a	97a
6.813187	79a	13a	76a	20a	69a	1a	26a	24a	36a	94a	104a	97a
6.813187	86a	79a	13a	108a	76a	20a	69a	1a	70a	26a	36a	97a
6.813187	86a	79a	13a	108a	20a	69a	1a	70a	26a	24a	36a	94a
6.813187	13a	76a	20a	69a	1a	70a	26a	24a	36a	94a	104a	97a
6.813187	86a	79a	13a	108a	76a	20a	69a	26a	36a	94a	104a	21a
6.813187	86a	13a	76a	69a	1a	70a	26a	24a	36a	94a	104a	97a
6.813187	86a	79a	108a	76a	70a	26a	24a	36a	94a	104a	21a	97a
6.886447	79a	13a	108a	76a	20a	1a	70a	26a	36a	94a	104a	21a
6.886447	86a	79a	108a	76a	20a	69a	1a	70a	24a	94a	104a	97a
6.886447	86a	79a	108a	76a	20a	1a	70a	26a	24a	94a	104a	97a
6.886447	86a	79a	108a	20a	69a	1a	70a	36a	94a	104a	21a	97a
6.886447	79a	13a	108a	76a	69a	70a	26a	24a	94a	104a	21a	97a
6.886447	86a	79a	13a	76a	69a	1a	70a	26a	36a	94a	104a	21a
6.886447	79a	13a	108a	76a	20a	69a	1a	70a	26a	36a	94a	21a
6.886447	86a	13a	108a	76a	69a	1a	70a	26a	24a	94a	104a	21a
6.886447	13a	76a	20a	69a	1a	70a	26a	36a	94a	104a	21a	97a
6.886447	86a	79a	108a	76a	69a	1a	70a	26a	24a	36a	94a	21a



Field 1	1	2	3	4	5	6	7	8	9	10	11	12
6.886447	86a	13a	108a	76a	20a	69a	70a	26a	24a	36a	94a	104a
6.886447	79a	13a	108a	76a	1a	70a	26a	24a	94a	104a	21a	97a
6.886447	79a	13a	76a	69a	1a	70a	24a	36a	94a	104a	21a	97a
6.886447	86a	79a	13a	108a	76a	69a	1a	70a	24a	36a	104a	97a
6.959707	86a	13a	76a	69a	1a	70a	26a	36a	94a	104a	21a	97a
6.959707	79a	13a	108a	76a	20a	69a	26a	36a	94a	104a	21a	97a
6.959707	86a	13a	108a	76a	69a	1a	70a	26a	24a	94a	104a	97a
6.959707	86a	79a	13a	20a	69a	1a	70a	26a	24a	94a	104a	97a
6.959707	86a	13a	108a	76a	20a	69a	1a	70a	26a	94a	104a	97a
6.959707	86a	79a	13a	108a	76a	20a	69a	70a	26a	36a	94a	104a
6.959707	79a	108a	76a	69a	1a	70a	26a	24a	36a	94a	104a	97a
6.959707	79a	13a	108a	76a	20a	69a	1a	70a	26a	24a	36a	104a
7.032967	86a	79a	108a	76a	20a	70a	26a	24a	36a	94a	104a	97a
7.032967	86a	79a	108a	76a	20a	69a	70a	26a	24a	36a	104a	97a
7.032967	86a	13a	108a	20a	69a	1a	70a	36a	94a	104a	21a	97a
7.032967	86a	79a	13a	108a	20a	1a	70a	24a	36a	94a	104a	97a
7.032967	79a	13a	108a	76a	20a	69a	1a	70a	24a	36a	94a	104a
7.032967	79a	108a	76a	69a	1a	70a	26a	24a	94a	104a	21a	97a
7.032967	86a	79a	108a	76a	20a	69a	1a	70a	94a	104a	21a	97a
7.032967	13a	108a	76a	20a	69a	1a	26a	36a	94a	104a	21a	97a
7.032967	86a	13a	108a	76a	20a	69a	1a	70a	36a	104a	21a	97a
7.032967	86a	76a	20a	69a	1a	70a	26a	36a	94a	104a	21a	97a
7.032967	79a	13a	108a	76a	69a	1a	70a	24a	36a	104a	21a	97a
7.032967	79a	13a	108a	76a	20a	69a	1a	70a	26a	24a	36a	94a
7.032967	86a	79a	13a	108a	69a	1a	70a	26a	24a	94a	104a	21a
7.032967	86a	13a	76a	20a	69a	1a	70a	24a	36a	94a	104a	97a
7.032967	79a	13a	76a	69a	1a	70a	26a	24a	94a	104a	21a	97a
7.106227	79a	13a	108a	76a	1a	70a	26a	24a	36a	104a	21a	97a
7.106227	86a	79a	108a	76a	69a	70a	26a	36a	94a	104a	21a	97a
7.106227	86a	79a	13a	108a	76a	20a	70a	26a	36a	94a	104a	21a
7.106227	86a	79a	13a	108a	76a	69a	70a	24a	36a	94a	104a	97a
7.106227	79a	13a	76a	20a	69a	1a	70a	26a	36a	94a	21a	97a
7.106227	86a	79a	13a	76a	20a	1a	70a	26a	24a	94a	104a	97a
7.106227	86a	79a	13a	108a	76a	70a	26a	24a	36a	94a	104a	21a
7.106227	86a	79a	108a	76a	20a	69a	1a	36a	94a	104a	21a	97a
7.106227	86a	79a	13a	108a	76a	70a	26a	24a	94a	104a	21a	97a
7.106227	86a	13a	76a	20a	69a	1a	70a	26a	24a	36a	94a	104a
7.106227	13a	108a	76a	20a	69a	1a	26a	24a	36a	94a	104a	97a
7.179487	86a	79a	13a	108a	76a	69a	1a	24a	36a	94a	21a	97a
7.179487	86a	79a	108a	76a	69a	26a	24a	36a	94a	104a	21a	97a
7.179487	79a	108a	76a	20a	69a	1a	70a	26a	24a	36a	104a	97a
7.179487	86a	13a	108a	20a	69a	1a	70a	26a	36a	94a	104a	21a
7.179487	86a	79a	13a	108a	76a	20a	69a	24a	36a	94a	104a	97a
7.179487	86a	13a	108a	76a	20a	1a	70a	26a	94a	104a	21a	97a
7.179487	86a	79a	13a	108a	76a	1a	70a	26a	94a	104a	21a	97a
7.179487	86a	79a	13a	108a	76a	69a	1a	26a	36a	94a	104a	21a
7.179487	86a	79a	13a	108a	76a	20a	69a	1a	24a	36a	104a	97a



Field1	1	2	3	4	5	6	7	8	9	10	11	12
7.179487	86a	79a	13a	20a	69a	1a	70a	26a	24a	36a	94a	97a
7.179487	86a	79a	13a	108a	20a	69a	70a	24a	36a	94a	104a	97a
7.179487	86a	79a	13a	108a	20a	69a	1a	70a	36a	94a	104a	21a
7.179487	86a	79a	13a	108a	20a	69a	1a	26a	94a	104a	21a	97a
7.252747	79a	13a	76a	20a	1a	70a	26a	24a	36a	94a	104a	97a
7.252747	86a	79a	13a	108a	76a	20a	1a	70a	26a	24a	36a	104a
7.252747	86a	79a	13a	108a	20a	69a	1a	70a	26a	36a	21a	97a
7.252747	86a	79a	108a	76a	20a	69a	1a	70a	36a	104a	21a	97a
7.252747	86a	79a	13a	108a	76a	20a	70a	26a	24a	36a	94a	104a
7.252747	86a	79a	13a	108a	76a	69a	1a	36a	94a	104a	21a	97a
7.252747	86a	79a	13a	108a	76a	69a	1a	70a	36a	94a	104a	97a
7.252747	86a	79a	13a	76a	20a	69a	1a	70a	26a	36a	94a	104a
7.252747	79a	13a	108a	76a	69a	1a	26a	24a	36a	94a	104a	97a
7.252747	86a	108a	76a	20a	69a	1a	26a	24a	36a	94a	104a	97a
7.252747	86a	79a	108a	76a	69a	70a	24a	36a	94a	104a	21a	97a
7.252747	86a	79a	13a	108a	76a	69a	70a	26a	24a	36a	21a	97a
7.326007	86a	79a	108a	76a	20a	69a	70a	36a	94a	104a	21a	97a
7.326007	86a	79a	13a	108a	76a	1a	70a	36a	94a	104a	21a	97a
7.326007	86a	79a	76a	20a	69a	1a	70a	26a	94a	104a	21a	97a
7.326007	79a	13a	108a	69a	1a	70a	24a	36a	94a	104a	21a	97a
7.326007	86a	79a	13a	108a	69a	1a	70a	26a	24a	36a	94a	104a
7.326007	86a	79a	13a	76a	20a	69a	1a	24a	36a	94a	104a	97a
7.326007	86a	79a	13a	108a	76a	20a	69a	1a	36a	94a	104a	97a
7.326007	86a	79a	13a	108a	76a	20a	1a	26a	94a	104a	21a	97a
7.326007	86a	79a	13a	108a	76a	69a	1a	26a	24a	36a	94a	97a
7.326007	86a	79a	13a	108a	76a	69a	1a	26a	36a	94a	21a	97a
7.326007	86a	79a	13a	108a	76a	20a	69a	1a	70a	36a	104a	21a
7.326007	86a	79a	108a	76a	20a	69a	1a	70a	26a	24a	36a	94a
7.399267	86a	79a	76a	20a	69a	1a	70a	26a	24a	36a	104a	97a
7.399267	86a	79a	108a	76a	20a	69a	70a	26a	36a	94a	104a	97a
7.399267	79a	108a	76a	20a	69a	1a	70a	26a	36a	94a	104a	97a
7.399267	86a	79a	13a	108a	76a	1a	70a	26a	24a	36a	104a	21a
7.399267	86a	79a	13a	76a	20a	69a	1a	70a	24a	94a	104a	97a
7.399267	13a	108a	76a	20a	1a	70a	26a	24a	36a	94a	104a	97a
7.399267	86a	79a	76a	69a	1a	70a	26a	24a	36a	94a	21a	97a
7.399267	86a	79a	13a	108a	76a	20a	1a	36a	94a	104a	21a	97a
7.399267	86a	79a	13a	108a	76a	20a	69a	1a	26a	24a	104a	97a
7.399267	86a	108a	76a	20a	69a	70a	26a	36a	94a	104a	21a	97a
7.399267	86a	79a	13a	76a	70a	26a	24a	36a	94a	104a	21a	97a
7.399267	86a	79a	13a	108a	76a	20a	1a	26a	24a	36a	94a	97a
7.399267	79a	13a	76a	20a	69a	1a	70a	26a	24a	36a	104a	97a
7.399267	86a	108a	76a	69a	1a	26a	24a	36a	94a	104a	21a	97a
7.399267	86a	79a	13a	76a	20a	69a	70a	26a	24a	94a	104a	97a
7.399267	86a	79a	76a	20a	69a	1a	70a	26a	24a	36a	94a	97a
7.399267	86a	13a	108a	20a	69a	1a	70a	26a	94a	104a	21a	97a
7.399267	86a	13a	108a	69a	1a	70a	26a	36a	94a	104a	21a	97a
7.472528	86a	79a	108a	76a	69a	1a	70a	24a	36a	94a	104a	97a



Field1	1	2	3	4	5	6	7	8	9	10	11	12
7.472528	86a	79a	13a	108a	20a	69a	1a	70a	36a	104a	21a	97a
7.472528	86a	13a	76a	20a	69a	1a	70a	26a	36a	94a	104a	21a
7.472528	86a	79a	13a	76a	69a	1a	70a	26a	24a	36a	94a	21a
7.472528	79a	13a	108a	76a	20a	1a	70a	24a	36a	94a	104a	97a
7.472528	79a	13a	108a	76a	20a	69a	70a	26a	24a	36a	104a	97a
7.472528	86a	13a	76a	20a	69a	1a	70a	36a	94a	104a	21a	97a
7.472528	86a	79a	13a	76a	20a	69a	1a	70a	94a	104a	21a	97a
7.472528	86a	79a	13a	108a	76a	20a	1a	24a	36a	94a	104a	97a
7.472528	86a	79a	108a	76a	69a	70a	26a	24a	94a	104a	21a	97a
7.472528	86a	13a	108a	76a	20a	69a	1a	26a	94a	104a	21a	97a
7.472528	86a	79a	108a	76a	69a	1a	70a	26a	36a	94a	21a	97a
7.472528	86a	79a	13a	108a	76a	20a	1a	70a	24a	94a	104a	97a
7.472528	86a	13a	108a	76a	1a	70a	26a	36a	94a	104a	21a	97a
7.472528	86a	79a	13a	108a	76a	69a	1a	70a	24a	94a	21a	97a
7.472528	86a	79a	13a	108a	76a	69a	1a	26a	24a	94a	21a	97a
7.545787	86a	13a	76a	20a	69a	1a	70a	26a	24a	94a	104a	97a
7.545787	86a	13a	108a	76a	20a	1a	70a	36a	94a	104a	21a	97a
7.545787	86a	108a	76a	1a	70a	26a	24a	36a	94a	104a	21a	97a
7.545787	86a	79a	13a	76a	20a	70a	26a	36a	94a	104a	21a	97a
7.545787	86a	79a	13a	108a	76a	20a	1a	26a	24a	94a	104a	97a
7.545787	86a	79a	13a	108a	76a	69a	26a	36a	94a	104a	21a	97a
7.545787	86a	79a	13a	108a	76a	69a	70a	26a	94a	104a	21a	97a
7.545787	86a	79a	13a	108a	76a	69a	1a	70a	94a	104a	21a	97a
7.545787	86a	79a	13a	76a	69a	1a	70a	26a	36a	94a	21a	97a
7.545787	79a	13a	76a	69a	1a	70a	26a	36a	94a	104a	21a	97a
7.619048	86a	13a	108a	76a	69a	1a	70a	24a	94a	104a	21a	97a
7.619048	86a	79a	13a	108a	76a	69a	1a	70a	26a	24a	104a	97a
7.619048	86a	13a	108a	76a	69a	1a	26a	36a	94a	104a	21a	97a
7.619048	86a	79a	13a	108a	76a	20a	1a	26a	36a	94a	104a	21a
7.619048	79a	108a	76a	20a	1a	70a	26a	36a	94a	104a	21a	97a
7.619048	79a	13a	108a	20a	69a	1a	70a	26a	36a	94a	21a	97a
7.619048	86a	79a	13a	76a	20a	69a	1a	26a	24a	36a	94a	97a
7.619048	86a	79a	108a	76a	20a	69a	1a	70a	26a	36a	94a	21a
7.619048	86a	79a	13a	69a	1a	70a	24a	36a	94a	104a	21a	97a
7.619048	86a	13a	108a	76a	20a	69a	1a	36a	94a	104a	21a	97a
7.619048	86a	79a	13a	108a	76a	20a	69a	70a	26a	94a	104a	97a
7.619048	79a	108a	76a	69a	1a	70a	26a	24a	36a	104a	21a	97a
7.619048	86a	79a	13a	20a	69a	70a	26a	24a	36a	94a	104a	97a
7.619048	79a	13a	108a	76a	20a	1a	26a	36a	94a	104a	21a	97a
7.619048	86a	79a	13a	108a	69a	1a	70a	26a	24a	104a	21a	97a
7.619048	86a	79a	108a	76a	20a	1a	70a	26a	24a	36a	94a	97a
7.619048	86a	79a	13a	20a	69a	1a	70a	26a	94a	104a	21a	97a
7.619048	86a	79a	13a	20a	69a	1a	70a	26a	94a	104a	21a	97a
7.619048	86a	79a	108a	76a	20a	1a	70a	26a	24a	36a	94a	97a
7.692307	86a	79a	13a	108a	76a	20a	70a	24a	36a	94a	104a	97a
7.692307	86a	79a	108a	20a	69a	1a	70a	26a	94a	104a	21a	97a
7.692307	86a	79a	13a	108a	76a	20a	69a	26a	94a	104a	21a	97a
7.692307	79a	108a	20a	69a	1a	70a	26a	24a	36a	94a	104a	97a
7.692307	86a	79a	13a	76a	69a	70a	26a	24a	36a	94a	104a	21a



Field	1	2	3	4	5	6	7	8	9	10	11	12
7.692307	79a	13a	108a	76a	69a	1a	26a	36a	94a	104a	21a	97a
7.692307	86a	79a	13a	108a	76a	20a	69a	1a	94a	104a	21a	97a
7.692307	86a	13a	108a	76a	69a	70a	26a	24a	36a	94a	104a	21a
7.692307	86a	79a	76a	69a	1a	70a	26a	24a	36a	94a	104a	97a
7.692307	86a	13a	76a	20a	69a	1a	70a	26a	94a	104a	21a	97a
7.692307	86a	13a	108a	76a	69a	1a	70a	26a	94a	104a	21a	97a
7.692307	86a	79a	13a	108a	76a	20a	69a	1a	26a	94a	104a	97a
7.692307	86a	79a	13a	108a	76a	20a	69a	1a	26a	36a	21a	97a
7.692307	86a	13a	108a	76a	1a	70a	24a	36a	94a	104a	21a	97a
7.692307	86a	79a	13a	108a	76a	70a	26a	24a	36a	104a	21a	97a
7.692307	86a	79a	13a	108a	76a	1a	70a	24a	36a	94a	104a	97a
7.692307	86a	79a	13a	108a	76a	69a	1a	70a	24a	94a	104a	97a
7.692307	86a	108a	76a	20a	1a	70a	26a	24a	36a	94a	104a	97a
7.765568	86a	79a	13a	108a	76a	69a	1a	70a	26a	24a	36a	21a
7.765568	79a	13a	108a	76a	69a	1a	70a	26a	24a	36a	94a	104a
7.765568	86a	13a	108a	76a	1a	70a	26a	24a	36a	104a	21a	97a
7.765568	86a	79a	13a	108a	69a	1a	26a	24a	36a	94a	21a	97a
7.765568	86a	79a	13a	76a	1a	70a	26a	24a	36a	94a	104a	21a
7.765568	86a	79a	13a	108a	1a	70a	24a	36a	94a	104a	21a	97a
7.765568	86a	79a	13a	76a	1a	70a	26a	24a	94a	104a	21a	97a
7.765568	86a	79a	108a	76a	20a	69a	1a	26a	24a	36a	94a	104a
7.765568	86a	79a	108a	76a	20a	69a	70a	26a	36a	104a	21a	97a
7.765568	86a	79a	13a	108a	76a	69a	1a	24a	36a	94a	104a	21a
7.765568	79a	108a	76a	69a	1a	70a	26a	36a	94a	104a	21a	97a
7.765568	86a	79a	108a	76a	20a	69a	1a	26a	24a	94a	104a	97a
7.765568	79a	76a	20a	69a	1a	70a	26a	36a	94a	104a	21a	97a
7.838828	86a	79a	13a	108a	76a	20a	69a	70a	94a	104a	21a	97a
7.838828	86a	79a	13a	76a	20a	69a	1a	70a	24a	36a	104a	97a
7.838828	86a	79a	13a	108a	76a	69a	1a	70a	26a	104a	21a	97a
7.838828	79a	13a	76a	20a	69a	1a	70a	26a	24a	36a	94a	104a
7.838828	86a	79a	13a	108a	76a	20a	1a	70a	24a	36a	104a	97a
7.838828	13a	108a	76a	69a	1a	70a	26a	24a	36a	104a	21a	97a
7.838828	86a	79a	13a	108a	76a	20a	1a	70a	26a	36a	104a	21a
7.838828	79a	108a	76a	69a	1a	70a	26a	24a	36a	94a	21a	97a
7.838828	86a	79a	13a	108a	76a	20a	1a	70a	26a	36a	94a	104a
7.838828	86a	13a	108a	20a	69a	1a	70a	26a	24a	36a	94a	104a
7.838828	86a	13a	108a	76a	20a	69a	70a	36a	94a	104a	21a	97a
7.838828	86a	79a	13a	108a	76a	1a	70a	24a	94a	104a	21a	97a
7.838828	86a	79a	13a	108a	76a	20a	69a	1a	70a	26a	104a	97a
7.838828	86a	79a	13a	108a	76a	20a	69a	1a	70a	26a	36a	104a
7.838828	86a	79a	13a	76a	20a	70a	26a	24a	36a	94a	104a	97a
7.838828	86a	79a	13a	108a	76a	20a	1a	70a	26a	24a	36a	94a
7.838828	86a	79a	13a	69a	1a	70a	26a	24a	36a	94a	104a	97a
7.838828	86a	79a	108a	76a	69a	1a	70a	26a	24a	36a	21a	97a
7.838828	86a	79a	13a	108a	76a	20a	69a	1a	26a	24a	36a	94a
7.838828	86a	79a	13a	108a	20a	69a	1a	26a	36a	94a	21a	97a
7.838828	86a	79a	13a	108a	76a	20a	1a	70a	36a	94a	104a	97a



Field1	1	2	3	4	5	6	7	8	9	10	11	12
7.912088	86a	79a	108a	76a	1a	70a	24a	36a	94a	104a	21a	97a
7.912088	86a	79a	13a	108a	69a	1a	24a	36a	94a	104a	21a	97a
7.912088	86a	79a	108a	76a	69a	1a	70a	26a	24a	94a	104a	97a
7.912088	86a	79a	13a	76a	69a	1a	70a	24a	94a	104a	21a	97a
7.912088	86a	13a	108a	76a	69a	1a	26a	24a	36a	94a	104a	21a
7.912088	86a	108a	76a	69a	1a	70a	26a	24a	94a	104a	21a	97a
7.912088	86a	79a	13a	76a	20a	69a	1a	70a	26a	36a	94a	21a
7.912088	86a	79a	13a	76a	69a	1a	70a	26a	24a	94a	104a	97a
7.912088	86a	79a	13a	108a	76a	20a	69a	1a	24a	94a	104a	97a
7.912088	86a	79a	76a	69a	1a	70a	26a	24a	36a	94a	104a	21a
7.912088	79a	13a	108a	76a	20a	69a	1a	70a	26a	36a	21a	97a
7.912088	86a	79a	13a	108a	20a	1a	70a	36a	94a	104a	21a	97a
7.912088	86a	79a	13a	76a	20a	69a	70a	26a	94a	104a	21a	97a
7.912088	86a	79a	76a	20a	1a	70a	26a	24a	36a	94a	104a	97a
7.912088	79a	13a	108a	69a	1a	70a	26a	24a	94a	104a	21a	97a
7.912088	86a	79a	13a	76a	20a	1a	70a	26a	36a	94a	104a	21a
7.912088	86a	79a	13a	108a	76a	20a	69a	1a	26a	36a	94a	21a
7.985348	86a	79a	13a	108a	76a	69a	1a	70a	26a	94a	104a	97a
7.985348	86a	79a	13a	108a	1a	70a	26a	24a	94a	104a	21a	97a
7.985348	86a	79a	76a	69a	1a	70a	26a	24a	94a	104a	21a	97a
7.985348	79a	13a	108a	76a	20a	69a	70a	26a	36a	104a	21a	97a
7.985348	86a	79a	13a	108a	76a	20a	69a	1a	26a	104a	21a	97a
7.985348	86a	79a	13a	108a	76a	69a	70a	26a	36a	94a	104a	97a
7.985348	86a	79a	13a	76a	1a	70a	26a	36a	94a	104a	21a	97a
7.985348	86a	79a	13a	108a	76a	69a	26a	24a	36a	94a	104a	21a
7.985348	86a	79a	76a	20a	69a	1a	70a	26a	36a	94a	104a	97a
7.985348	79a	13a	108a	76a	69a	70a	26a	24a	36a	104a	21a	97a
7.985348	79a	13a	108a	76a	20a	69a	1a	70a	26a	36a	94a	104a
7.985348	79a	13a	108a	76a	20a	69a	1a	26a	24a	36a	104a	97a
8.058608	86a	79a	13a	76a	1a	70a	26a	24a	36a	94a	104a	97a
8.058608	86a	79a	13a	108a	76a	69a	1a	26a	24a	94a	104a	21a
8.058608	86a	79a	13a	108a	76a	1a	70a	24a	36a	94a	104a	21a
8.058608	79a	108a	76a	20a	69a	1a	70a	26a	24a	36a	94a	104a
8.058608	86a	79a	108a	76a	69a	1a	70a	26a	24a	36a	94a	104a
8.058608	86a	79a	13a	76a	20a	1a	70a	26a	24a	36a	94a	104a
8.058608	86a	79a	13a	108a	76a	20a	1a	70a	24a	36a	94a	104a
8.058608	79a	13a	108a	76a	69a	1a	70a	26a	36a	94a	104a	21a
8.058608	86a	79a	108a	20a	69a	70a	26a	24a	36a	94a	104a	97a
8.058608	86a	79a	13a	76a	20a	69a	1a	70a	26a	24a	104a	97a
8.058608	86a	79a	13a	108a	20a	69a	1a	70a	26a	36a	94a	21a
8.058608	79a	13a	108a	76a	69a	1a	24a	36a	94a	104a	21a	97a
8.131868	79a	13a	76a	20a	69a	1a	70a	26a	36a	94a	104a	97a
8.131868	86a	13a	108a	76a	20a	69a	70a	26a	36a	104a	21a	97a
8.131868	86a	79a	76a	1a	70a	26a	24a	36a	94a	104a	21a	97a
8.131868	79a	13a	108a	76a	69a	1a	70a	26a	36a	104a	21a	97a
8.131868	13a	108a	76a	20a	69a	1a	70a	26a	24a	36a	104a	97a
8.131868	86a	79a	108a	69a	70a	26a	24a	36a	94a	104a	21a	97a



Field1	1	2	3	4	5	6	7	8	9	10	11	12
8.131868	86a	79a	108a	69a	1a	70a	26a	24a	36a	94a	104a	97a
8.131868	13a	108a	76a	20a	69a	70a	26a	36a	94a	104a	21a	97a
8.131868	86a	79a	13a	76a	20a	69a	1a	26a	24a	94a	104a	97a
8.131868	86a	13a	108a	76a	69a	1a	70a	24a	36a	104a	21a	97a
8.131868	13a	108a	76a	20a	69a	1a	70a	26a	36a	104a	21a	97a
8.131868	86a	79a	108a	76a	1a	70a	26a	24a	36a	104a	21a	97a
8.131868	86a	79a	108a	76a	69a	1a	70a	26a	24a	36a	104a	21a
8.131868	86a	13a	76a	69a	1a	70a	24a	36a	94a	104a	21a	97a
8.131868	86a	79a	108a	76a	69a	1a	70a	26a	36a	94a	104a	21a
8.131868	86a	79a	13a	108a	76a	1a	70a	26a	24a	94a	104a	97a
8.131868	86a	79a	13a	76a	69a	1a	70a	26a	94a	104a	21a	97a
8.131868	86a	79a	108a	76a	69a	1a	70a	26a	94a	104a	21a	97a
8.205129	86a	79a	13a	108a	76a	1a	70a	24a	36a	104a	21a	97a
8.205129	86a	79a	13a	76a	20a	69a	70a	26a	24a	36a	104a	97a
8.205129	86a	79a	13a	76a	20a	69a	1a	36a	94a	104a	21a	97a
8.205129	86a	79a	13a	108a	76a	26a	24a	36a	94a	104a	21a	97a
8.205129	86a	79a	13a	108a	76a	20a	26a	24a	36a	94a	104a	97a
8.205129	13a	108a	76a	69a	1a	70a	26a	24a	94a	104a	21a	97a
8.205129	86a	79a	13a	76a	20a	69a	70a	24a	36a	94a	104a	97a
8.205129	86a	79a	108a	76a	69a	1a	70a	36a	94a	104a	21a	97a
8.205129	86a	79a	13a	108a	76a	69a	1a	70a	24a	104a	21a	97a
8.205129	86a	79a	108a	76a	69a	1a	24a	36a	94a	104a	21a	97a
8.205129	86a	13a	108a	69a	1a	70a	24a	36a	94a	104a	21a	97a
8.205129	86a	13a	76a	69a	1a	70a	26a	24a	36a	94a	104a	21a
8.205129	86a	79a	13a	108a	76a	69a	70a	26a	36a	104a	21a	97a
8.278388	79a	108a	76a	20a	69a	1a	26a	24a	36a	94a	104a	97a
8.278388	86a	79a	108a	20a	69a	1a	70a	26a	36a	94a	21a	97a
8.278388	86a	79a	108a	76a	20a	69a	1a	70a	26a	36a	21a	97a
8.351648	86a	79a	108a	76a	20a	70a	26a	36a	94a	104a	21a	97a
8.351648	86a	79a	13a	108a	76a	20a	69a	1a	36a	104a	21a	97a
8.351648	86a	79a	108a	76a	69a	1a	70a	24a	94a	104a	21a	97a
8.351648	86a	79a	13a	108a	76a	69a	70a	24a	36a	94a	104a	21a
8.351648	86a	79a	13a	108a	76a	69a	70a	26a	24a	36a	104a	21a
8.351648	86a	79a	108a	20a	69a	1a	70a	26a	24a	36a	94a	104a
8.351648	86a	79a	13a	108a	76a	69a	1a	70a	36a	104a	21a	97a
8.351648	79a	108a	76a	20a	69a	1a	70a	26a	36a	94a	104a	21a
8.351648	79a	13a	76a	69a	1a	70a	26a	24a	36a	94a	21a	97a
8.351648	79a	13a	108a	76a	1a	70a	26a	24a	36a	94a	104a	97a
8.351648	79a	13a	108a	69a	1a	70a	26a	36a	94a	104a	21a	97a
8.351648	86a	79a	13a	108a	76a	20a	1a	70a	36a	104a	21a	97a
8.424909	86a	79a	13a	20a	69a	70a	26a	36a	94a	104a	21a	97a
8.424909	79a	13a	108a	20a	69a	1a	70a	26a	24a	36a	94a	104a
8.424909	86a	13a	76a	20a	69a	70a	26a	36a	94a	104a	21a	97a
8.424909	86a	79a	13a	108a	76a	20a	69a	1a	26a	36a	104a	21a
8.424909	86a	13a	108a	76a	20a	69a	70a	26a	24a	36a	104a	97a
8.424909	86a	79a	13a	108a	76a	69a	70a	26a	24a	36a	104a	97a
8.424909	86a	79a	13a	108a	20a	69a	26a	24a	36a	94a	104a	97a



Field1	1	2	3	4	5	6	7	8	9	10	11	12
8.424909	86a	79a	13a	108a	76a	69a	70a	26a	24a	104a	21a	97a
8.424909	86a	79a	13a	108a	69a	1a	70a	26a	36a	94a	104a	97a
8.424909	86a	79a	108a	76a	20a	69a	1a	26a	36a	94a	104a	97a
8.424909	86a	79a	13a	108a	20a	69a	1a	70a	26a	24a	36a	104a
8.424909	86a	79a	13a	108a	76a	69a	1a	70a	26a	36a	104a	21a
8.498169	79a	13a	76a	1a	70a	26a	24a	36a	94a	104a	21a	97a
8.498169	86a	79a	13a	108a	76a	69a	1a	70a	26a	36a	21a	97a
8.498169	86a	13a	108a	20a	69a	1a	70a	26a	24a	36a	104a	97a
8.498169	86a	79a	108a	76a	69a	1a	26a	24a	36a	94a	104a	97a
8.498169	86a	13a	76a	20a	69a	1a	70a	26a	24a	36a	104a	97a
8.498169	86a	79a	76a	20a	1a	70a	26a	36a	94a	104a	21a	97a
8.498169	79a	13a	108a	76a	69a	1a	26a	24a	94a	104a	21a	97a
8.498169	86a	79a	108a	76a	20a	69a	1a	26a	24a	36a	94a	97a
8.498169	79a	13a	108a	76a	20a	69a	1a	26a	36a	94a	104a	97a
8.498169	86a	108a	69a	1a	70a	26a	24a	36a	94a	104a	21a	97a
8.498169	79a	13a	108a	20a	69a	70a	26a	24a	36a	94a	104a	97a
8.498169	86a	79a	108a	69a	1a	70a	26a	24a	94a	104a	21a	97a
8.571428	86a	79a	13a	108a	76a	70a	24a	36a	94a	104a	21a	97a
8.571428	86a	79a	108a	76a	20a	69a	1a	70a	26a	36a	104a	21a
8.571428	86a	79a	13a	108a	20a	69a	70a	36a	94a	104a	21a	97a
8.571428	79a	13a	108a	76a	20a	1a	70a	26a	24a	36a	104a	97a
8.571428	79a	13a	76a	69a	70a	26a	24a	36a	94a	104a	21a	97a
8.571428	79a	13a	108a	76a	69a	70a	26a	24a	36a	94a	104a	21a
8.571428	86a	79a	13a	76a	20a	69a	1a	70a	26a	36a	21a	97a
8.571428	86a	79a	13a	108a	1a	70a	26a	24a	36a	94a	104a	97a
8.571428	79a	13a	108a	76a	69a	26a	24a	36a	94a	104a	21a	97a
8.571428	79a	13a	108a	76a	20a	1a	70a	26a	36a	94a	104a	97a
8.644689	86a	79a	108a	76a	20a	69a	1a	26a	94a	104a	21a	97a
8.644689	86a	79a	76a	20a	69a	1a	70a	26a	36a	94a	104a	21a
8.644689	86a	13a	76a	20a	69a	70a	26a	24a	36a	94a	104a	97a
8.644689	86a	13a	108a	69a	1a	70a	26a	24a	36a	94a	104a	21a
8.644689	86a	79a	13a	108a	69a	1a	70a	26a	24a	36a	94a	21a
8.644689	86a	79a	108a	76a	20a	69a	1a	26a	24a	36a	104a	97a
8.644689	86a	79a	13a	76a	20a	69a	1a	70a	36a	94a	104a	97a
8.644689	86a	79a	108a	76a	20a	69a	1a	26a	36a	94a	104a	21a
8.644689	86a	79a	13a	108a	76a	20a	70a	26a	24a	36a	104a	97a
8.644689	86a	13a	108a	76a	69a	1a	24a	36a	94a	104a	21a	97a
8.644689	79a	13a	76a	20a	69a	1a	26a	36a	94a	104a	21a	97a
8.644689	79a	13a	108a	76a	69a	1a	70a	24a	36a	94a	104a	21a
8.644689	13a	108a	76a	20a	69a	70a	26a	24a	36a	94a	104a	97a
8.717949	86a	79a	108a	76a	20a	69a	26a	36a	94a	104a	21a	97a
8.717949	86a	108a	20a	69a	1a	70a	26a	24a	36a	94a	104a	97a
8.717949	86a	79a	13a	108a	76a	69a	1a	26a	36a	94a	104a	97a
8.717949	86a	79a	13a	108a	69a	1a	70a	26a	24a	36a	104a	97a
8.717949	79a	13a	108a	20a	69a	70a	26a	36a	94a	104a	21a	97a
8.717949	86a	79a	76a	20a	69a	1a	26a	24a	36a	94a	104a	97a
8.717949	86a	79a	13a	108a	76a	69a	1a	26a	24a	94a	104a	97a



Field	1	2	3	4	5	6	7	8	9	10	11	12
8.717949	86a	13a	108a	76a	69a	70a	26a	24a	36a	104a	21a	97a
8.717949	86a	79a	13a	76a	20a	69a	1a	26a	94a	104a	21a	97a
8.717949	79a	13a	108a	76a	20a	1a	70a	26a	36a	104a	21a	97a
8.791209	86a	79a	13a	20a	69a	1a	70a	26a	24a	36a	104a	97a
8.791209	86a	79a	13a	108a	76a	69a	1a	70a	24a	36a	104a	21a
8.791209	79a	108a	76a	20a	1a	70a	26a	24a	36a	94a	104a	97a
8.791209	86a	79a	13a	108a	76a	1a	26a	24a	36a	104a	21a	97a
8.791209	86a	13a	108a	76a	70a	26a	24a	36a	94a	104a	21a	97a
8.791209	79a	13a	108a	76a	20a	69a	70a	26a	36a	94a	104a	97a
8.791209	86a	79a	13a	108a	76a	69a	1a	26a	24a	36a	21a	97a
8.791209	86a	13a	108a	76a	69a	70a	24a	36a	94a	104a	21a	97a
8.791209	86a	79a	13a	108a	76a	69a	1a	26a	24a	36a	104a	97a
8.791209	86a	13a	108a	20a	69a	1a	70a	26a	36a	104a	21a	97a
8.791209	13a	108a	76a	69a	1a	70a	26a	24a	36a	94a	104a	21a
8.791209	86a	13a	108a	76a	20a	69a	1a	26a	24a	36a	104a	97a
8.791209	79a	13a	108a	76a	69a	1a	70a	26a	24a	94a	104a	21a
8.791209	86a	13a	108a	76a	20a	1a	70a	26a	36a	104a	21a	97a
8.791209	86a	79a	13a	76a	20a	69a	70a	36a	94a	104a	21a	97a
8.791209	79a	13a	108a	20a	1a	70a	26a	36a	94a	104a	21a	97a
8.791209	86a	79a	13a	108a	76a	1a	70a	26a	24a	36a	94a	104a
8.864469	86a	79a	13a	108a	76a	1a	26a	24a	36a	94a	104a	97a
8.864469	86a	79a	13a	69a	1a	70a	26a	24a	36a	94a	21a	97a
8.864469	86a	79a	13a	76a	20a	69a	1a	70a	26a	104a	21a	97a
8.864469	86a	79a	13a	108a	76a	69a	70a	36a	94a	104a	21a	97a
8.864469	79a	76a	69a	1a	70a	26a	24a	36a	94a	104a	21a	97a
8.864469	86a	79a	13a	108a	69a	1a	70a	26a	36a	94a	104a	21a
8.864469	86a	79a	13a	76a	20a	1a	70a	26a	24a	36a	104a	97a
8.864469	86a	79a	108a	76a	69a	1a	70a	26a	24a	36a	104a	97a
8.864469	79a	13a	108a	76a	20a	69a	1a	26a	24a	36a	94a	104a
8.864469	86a	79a	13a	108a	76a	1a	24a	36a	94a	104a	21a	97a
8.864469	79a	108a	76a	20a	69a	1a	26a	36a	94a	104a	21a	97a
8.864469	86a	79a	13a	108a	76a	20a	70a	36a	94a	104a	21a	97a
8.937729	79a	108a	76a	1a	70a	26a	24a	36a	94a	104a	21a	97a
8.937729	86a	79a	108a	76a	69a	1a	26a	24a	36a	94a	21a	97a
8.937729	86a	79a	13a	76a	20a	69a	70a	26a	36a	104a	21a	97a
8.937729	86a	79a	13a	76a	20a	69a	1a	26a	24a	36a	94a	104a
8.937729	86a	79a	20a	69a	1a	70a	26a	24a	36a	94a	104a	97a
8.937729	86a	79a	13a	108a	69a	1a	70a	26a	24a	36a	21a	97a
8.937729	86a	79a	13a	76a	69a	1a	26a	24a	36a	94a	104a	97a
8.937729	86a	108a	76a	20a	1a	70a	26a	36a	94a	104a	21a	97a
8.937729	86a	79a	13a	108a	76a	69a	1a	26a	94a	104a	21a	97a
8.937729	86a	13a	108a	76a	20a	1a	70a	26a	36a	94a	104a	97a
8.937729	86a	79a	13a	108a	76a	20a	70a	26a	36a	104a	21a	97a
8.937729	86a	79a	13a	108a	76a	1a	26a	36a	94a	104a	21a	97a
8.937729	79a	13a	108a	76a	69a	1a	70a	26a	24a	36a	21a	97a
8.937729	86a	13a	108a	76a	20a	1a	70a	26a	24a	36a	104a	97a
8.937729	86a	79a	13a	108a	20a	69a	70a	26a	24a	36a	104a	97a



Field1	1	2	3	4	5	6	7	8	9	10	11	12
9.010989	86a	79a	13a	108a	20a	69a	1a	70a	26a	36a	94a	104a
9.010989	86a	79a	13a	108a	69a	1a	70a	24a	36a	104a	21a	97a
9.010989	13a	108a	76a	20a	69a	1a	70a	26a	36a	94a	104a	97a
9.010989	79a	13a	108a	76a	20a	69a	1a	70a	26a	36a	104a	97a
9.010989	79a	13a	20a	69a	1a	70a	26a	24a	36a	94a	104a	97a
9.084249	86a	79a	13a	108a	20a	69a	1a	26a	24a	36a	94a	104a
9.084249	13a	108a	76a	69a	1a	26a	24a	36a	94a	104a	21a	97a
9.084249	79a	13a	108a	76a	20a	69a	1a	26a	36a	94a	104a	21a
9.084249	86a	13a	76a	20a	69a	1a	70a	26a	36a	104a	21a	97a
9.084249	86a	79a	13a	108a	1a	70a	26a	36a	94a	104a	21a	97a
9.084249	79a	13a	108a	20a	69a	1a	26a	24a	36a	94a	104a	97a
9.084249	86a	13a	108a	76a	69a	1a	70a	26a	24a	104a	21a	97a
9.084249	86a	79a	108a	76a	20a	69a	1a	26a	36a	94a	21a	97a
9.084249	79a	13a	108a	1a	70a	26a	24a	36a	94a	104a	21a	97a
9.084249	79a	13a	108a	69a	1a	70a	26a	24a	36a	94a	21a	97a
9.157509	86a	79a	13a	76a	20a	69a	26a	24a	36a	94a	104a	97a
9.157509	86a	13a	108a	69a	1a	70a	26a	24a	36a	104a	21a	97a
9.157509	86a	79a	13a	108a	76a	69a	1a	24a	36a	104a	21a	97a
9.157509	86a	79a	13a	76a	20a	69a	1a	70a	26a	36a	104a	21a
9.157509	86a	79a	13a	76a	69a	70a	24a	36a	94a	104a	21a	97a
9.157509	86a	108a	76a	20a	69a	1a	26a	36a	94a	104a	21a	97a
9.157509	86a	79a	13a	108a	20a	69a	70a	26a	36a	94a	104a	21a
9.157509	86a	79a	108a	76a	20a	1a	70a	26a	36a	94a	104a	97a
9.157509	86a	79a	13a	108a	76a	1a	70a	26a	24a	36a	104a	97a
9.157509	79a	13a	108a	76a	20a	1a	70a	26a	24a	36a	94a	104a
9.157509	86a	79a	13a	76a	69a	1a	26a	24a	36a	94a	21a	97a
9.230769	86a	79a	13a	76a	69a	1a	70a	26a	24a	36a	104a	97a
9.230769	86a	79a	13a	108a	76a	1a	26a	24a	36a	94a	104a	21a
9.230769	86a	79a	13a	108a	76a	69a	1a	26a	24a	104a	21a	97a
9.230769	86a	79a	108a	20a	69a	1a	26a	24a	36a	94a	104a	97a
9.230769	86a	13a	108a	76a	20a	69a	1a	26a	36a	104a	21a	97a
9.230769	86a	79a	13a	108a	20a	69a	70a	26a	24a	36a	94a	104a
9.230769	86a	13a	76a	20a	69a	1a	70a	26a	36a	94a	104a	97a
9.230769	86a	79a	13a	20a	69a	1a	70a	26a	36a	94a	21a	97a
9.230769	13a	108a	20a	69a	1a	70a	26a	36a	94a	104a	21a	97a
9.230769	86a	79a	13a	108a	76a	20a	70a	26a	36a	94a	104a	97a
9.230769	86a	79a	13a	108a	76a	69a	70a	24a	94a	104a	21a	97a
9.230769	86a	79a	13a	76a	20a	69a	70a	26a	36a	94a	104a	97a
9.230769	86a	79a	108a	76a	20a	1a	70a	26a	36a	94a	104a	21a
9.230769	86a	13a	108a	76a	20a	69a	1a	26a	36a	94a	104a	97a
9.304029	86a	13a	108a	76a	20a	70a	26a	24a	36a	94a	104a	97a
9.304029	86a	79a	13a	108a	76a	20a	69a	70a	24a	36a	104a	97a
9.304029	86a	79a	13a	69a	1a	70a	26a	24a	94a	104a	21a	97a
9.304029	86a	13a	108a	76a	20a	69a	70a	26a	36a	94a	104a	97a
9.304029	13a	108a	76a	69a	70a	26a	24a	36a	94a	104a	21a	97a
9.304029	86a	79a	13a	108a	76a	20a	69a	26a	24a	36a	104a	97a
9.304029	86a	79a	13a	108a	76a	20a	69a	1a	70a	36a	104a	97a



Field 1	2	3	4	5	6	7	8	9	10	11	12	
9.304029	86a	79a	13a	108a	76a	20a	69a	36a	94a	104a	21a	97a
9.304029	86a	13a	108a	76a	69a	1a	26a	24a	36a	104a	21a	97a
9.304029	79a	13a	108a	76a	20a	69a	1a	70a	26a	36a	104a	21a
9.304029	86a	79a	13a	108a	76a	1a	70a	26a	36a	104a	21a	97a
9.304029	86a	79a	108a	76a	1a	70a	26a	24a	94a	104a	21a	97a
9.304029	86a	79a	108a	76a	20a	1a	70a	26a	24a	36a	104a	97a
9.37729	79a	108a	69a	1a	70a	26a	24a	36a	94a	104a	21a	97a
9.37729	86a	13a	76a	20a	69a	1a	26a	24a	36a	94a	104a	97a
9.37729	13a	76a	69a	1a	70a	26a	24a	36a	94a	104a	21a	97a
9.37729	86a	79a	13a	69a	1a	70a	26a	36a	94a	104a	21a	97a
9.37729	86a	13a	108a	76a	20a	69a	1a	70a	26a	36a	104a	97a
9.37729	86a	79a	13a	76a	20a	1a	70a	26a	36a	94a	104a	97a
9.37729	79a	13a	76a	20a	69a	1a	70a	26a	36a	94a	104a	21a
9.37729	86a	79a	13a	108a	69a	1a	70a	24a	36a	94a	104a	21a
9.37729	86a	79a	13a	76a	69a	1a	70a	26a	36a	94a	104a	97a
9.37729	86a	79a	13a	76a	20a	1a	70a	26a	36a	104a	21a	97a
9.37729	86a	13a	76a	1a	70a	26a	24a	36a	94a	104a	21a	97a
9.37729	86a	79a	13a	108a	76a	1a	70a	26a	36a	94a	104a	97a
9.450549	86a	79a	13a	76a	20a	69a	1a	26a	36a	94a	21a	97a
9.450549	79a	13a	108a	20a	1a	70a	26a	24a	36a	94a	104a	97a
9.450549	86a	79a	108a	20a	69a	1a	70a	26a	24a	36a	104a	97a
9.450549	79a	13a	108a	20a	69a	1a	70a	26a	24a	36a	104a	97a
9.450549	86a	13a	76a	20a	1a	70a	26a	36a	94a	104a	21a	97a
9.450549	86a	79a	13a	69a	70a	26a	24a	36a	94a	104a	21a	97a
9.450549	86a	79a	13a	76a	69a	1a	24a	36a	94a	104a	21a	97a
9.450549	86a	13a	108a	76a	1a	70a	26a	24a	94a	104a	21a	97a
9.523809	86a	79a	108a	20a	69a	70a	26a	36a	94a	104a	21a	97a
9.523809	86a	79a	13a	108a	69a	70a	26a	24a	94a	104a	21a	97a
9.523809	86a	79a	108a	76a	69a	1a	26a	24a	36a	104a	21a	97a
9.523809	86a	79a	13a	76a	20a	69a	1a	70a	36a	104a	21a	97a
9.59707	79a	13a	108a	76a	20a	1a	26a	24a	36a	94a	104a	97a
9.59707	86a	13a	76a	20a	69a	1a	26a	36a	94a	104a	21a	97a
9.67033	86a	79a	108a	76a	69a	1a	70a	26a	36a	94a	104a	97a
9.67033	86a	79a	13a	108a	76a	20a	1a	26a	24a	36a	94a	104a
9.67033	86a	79a	13a	108a	20a	1a	70a	26a	36a	94a	104a	21a
9.67033	86a	79a	13a	108a	69a	1a	26a	36a	94a	104a	21a	97a
9.67033	79a	13a	108a	20a	69a	1a	70a	26a	36a	94a	104a	21a
9.67033	86a	13a	108a	76a	20a	70a	26a	36a	94a	104a	21a	97a
9.67033	86a	79a	76a	20a	69a	1a	70a	26a	36a	94a	21a	97a
9.67033	86a	13a	76a	20a	1a	70a	26a	24a	36a	94a	104a	97a
9.67033	86a	79a	13a	108a	76a	69a	1a	26a	24a	36a	94a	21a
9.67033	86a	79a	13a	108a	70a	26a	24a	36a	94a	104a	21a	97a
9.67033	86a	79a	13a	108a	20a	69a	70a	26a	36a	104a	21a	97a
9.67033	86a	79a	13a	108a	20a	69a	1a	26a	24a	36a	104a	97a
9.743589	86a	79a	13a	108a	69a	1a	26a	24a	94a	104a	21a	97a
9.743589	86a	79a	13a	108a	76a	69a	26a	24a	36a	104a	21a	97a
9.743589	86a	79a	13a	20a	69a	1a	70a	26a	24a	36a	94a	104a



Field	1	2	3	4	5	6	7	8	9	10	11	12
9.743589	86a	79a	13a	108a	20a	69a	1a	26a	36a	94a	104a	97a
9.743589	86a	79a	13a	76a	69a	70a	26a	24a	94a	104a	21a	97a
9.81685	86a	79a	108a	76a	1a	70a	26a	24a	36a	94a	104a	97a
9.81685	86a	13a	108a	20a	69a	1a	70a	26a	36a	94a	104a	97a
9.81685	86a	79a	108a	20a	69a	1a	70a	26a	36a	94a	104a	97a
9.81685	86a	79a	13a	76a	69a	1a	70a	26a	24a	36a	21a	97a
9.81685	86a	79a	13a	108a	76a	20a	26a	36a	94a	104a	21a	97a
9.81685	86a	13a	76a	69a	70a	26a	24a	36a	94a	104a	21a	97a
9.81685	86a	79a	13a	108a	1a	70a	26a	24a	36a	94a	104a	21a
9.81685	86a	79a	13a	108a	76a	20a	69a	70a	36a	94a	104a	97a
9.81685	86a	79a	13a	108a	76a	20a	1a	26a	24a	36a	104a	97a
9.81685	86a	79a	13a	108a	20a	69a	70a	26a	36a	94a	104a	97a
9.81685	79a	13a	108a	76a	1a	26a	24a	36a	94a	104a	21a	97a
9.89011	86a	79a	76a	69a	1a	70a	26a	36a	94a	104a	21a	97a
9.89011	86a	79a	13a	108a	76a	20a	69a	26a	36a	104a	21a	97a
9.89011	86a	13a	108a	1a	70a	26a	24a	36a	94a	104a	21a	97a
9.89011	86a	79a	13a	20a	69a	1a	70a	26a	36a	94a	104a	97a
9.89011	86a	13a	108a	76a	20a	69a	26a	24a	36a	94a	104a	97a
9.89011	86a	79a	13a	108a	76a	69a	1a	26a	24a	36a	104a	21a
9.89011	79a	13a	76a	20a	69a	1a	70a	26a	36a	104a	21a	97a
9.89011	86a	108a	20a	69a	1a	70a	26a	36a	94a	104a	21a	97a
9.96337	86a	79a	76a	69a	1a	70a	26a	24a	36a	104a	21a	97a
9.96337	79a	13a	108a	20a	69a	1a	70a	26a	36a	94a	104a	97a
9.96337	86a	79a	108a	76a	69a	1a	26a	24a	36a	94a	104a	21a
10.03663	13a	108a	20a	69a	1a	70a	26a	24a	36a	94a	104a	97a
10.03663	86a	79a	13a	108a	69a	26a	24a	36a	94a	104a	21a	97a
10.03663	86a	79a	108a	69a	1a	70a	26a	24a	36a	94a	104a	21a
10.03663	86a	79a	13a	108a	1a	70a	26a	24a	36a	104a	21a	97a
10.03663	86a	79a	108a	69a	1a	70a	26a	24a	36a	104a	21a	97a
10.03663	86a	13a	108a	76a	1a	26a	24a	36a	94a	104a	21a	97a
10.03663	79a	13a	108a	69a	70a	26a	24a	36a	94a	104a	21a	97a
10.03663	86a	79a	13a	108a	76a	1a	26a	24a	94a	104a	21a	97a
10.10989	86a	79a	13a	108a	20a	69a	26a	36a	94a	104a	21a	97a
10.10989	86a	79a	13a	108a	76a	20a	1a	26a	36a	94a	104a	97a
10.10989	86a	79a	13a	20a	1a	70a	26a	36a	94a	104a	21a	97a
10.10989	79a	13a	108a	76a	69a	1a	70a	26a	24a	36a	94a	21a
10.10989	79a	13a	108a	76a	69a	1a	26a	24a	36a	94a	21a	97a
10.10989	86a	13a	20a	69a	1a	70a	26a	36a	94a	104a	21a	97a
10.10989	79a	108a	20a	69a	1a	70a	26a	36a	94a	104a	21a	97a
10.18315	86a	79a	13a	76a	69a	1a	26a	24a	94a	104a	21a	97a
10.18315	86a	79a	13a	76a	69a	1a	70a	26a	24a	36a	104a	21a
10.18315	86a	79a	13a	108a	76a	20a	69a	26a	36a	94a	104a	97a
10.18315	86a	79a	108a	20a	69a	1a	70a	26a	36a	94a	104a	21a
10.18315	86a	79a	13a	76a	20a	69a	26a	36a	94a	104a	21a	97a
10.25641	86a	79a	108a	76a	20a	1a	70a	26a	36a	104a	21a	97a
10.25641	86a	79a	13a	76a	1a	26a	24a	36a	94a	104a	21a	97a
10.25641	86a	79a	108a	76a	1a	70a	26a	36a	94a	104a	21a	97a



Field	1	2	3	4	5	6	7	8	9	10	11	12
10.25641	86a	79a	13a	108a	20a	1a	70a	26a	24a	36a	94a	104a
10.25641	86a	13a	108a	76a	20a	1a	26a	24a	36a	94a	104a	97a
10.25641	86a	79a	13a	108a	69a	70a	26a	24a	36a	104a	21a	97a
10.25641	79a	108a	76a	20a	69a	1a	70a	26a	36a	104a	21a	97a
10.25641	86a	79a	13a	1a	70a	26a	24a	36a	94a	104a	21a	97a
10.25641	86a	13a	108a	20a	69a	70a	26a	24a	36a	94a	104a	97a
10.32967	86a	79a	69a	1a	70a	26a	24a	36a	94a	104a	21a	97a
10.32967	86a	79a	13a	108a	76a	20a	69a	70a	36a	104a	21a	97a
10.32967	86a	13a	76a	69a	1a	70a	26a	24a	94a	104a	21a	97a
10.32967	86a	79a	13a	76a	69a	70a	26a	24a	36a	104a	21a	97a
10.32967	86a	79a	13a	108a	20a	70a	26a	24a	36a	94a	104a	97a
10.32967	86a	79a	13a	108a	69a	70a	24a	36a	94a	104a	21a	97a
10.32967	86a	79a	13a	76a	69a	1a	70a	26a	24a	104a	21a	97a
10.32967	86a	13a	20a	69a	1a	70a	26a	24a	36a	94a	104a	97a
10.40293	79a	13a	108a	76a	69a	1a	26a	24a	36a	104a	21a	97a
10.40293	79a	13a	108a	76a	1a	70a	26a	24a	36a	94a	104a	21a
10.40293	86a	79a	13a	76a	69a	1a	70a	24a	36a	104a	21a	97a
10.40293	86a	79a	108a	76a	1a	70a	26a	24a	36a	94a	104a	21a
10.40293	86a	13a	108a	20a	69a	1a	26a	24a	36a	94a	104a	97a
10.40293	86a	13a	108a	20a	1a	70a	26a	24a	36a	94a	104a	97a
10.47619	79a	13a	108a	76a	20a	69a	1a	26a	36a	104a	21a	97a
10.47619	86a	13a	76a	69a	1a	26a	24a	36a	94a	104a	21a	97a
10.47619	86a	79a	13a	108a	1a	26a	24a	36a	94a	104a	21a	97a
10.47619	86a	79a	13a	76a	20a	69a	1a	26a	24a	36a	104a	97a
10.47619	86a	79a	13a	76a	1a	70a	26a	24a	36a	104a	21a	97a
10.47619	79a	108a	76a	69a	1a	26a	24a	36a	94a	104a	21a	97a
10.54945	86a	79a	13a	108a	76a	69a	1a	24a	94a	104a	21a	97a
10.54945	86a	13a	108a	20a	69a	70a	26a	36a	94a	104a	21a	97a
10.54945	86a	79a	13a	108a	76a	69a	26a	24a	94a	104a	21a	97a
10.54945	86a	79a	13a	108a	76a	69a	24a	36a	94a	104a	21a	97a
10.54945	13a	108a	69a	1a	70a	26a	24a	36a	94a	104a	21a	97a
10.62271	86a	79a	108a	76a	20a	1a	26a	24a	36a	94a	104a	97a
10.62271	86a	13a	76a	69a	1a	70a	26a	24a	36a	104a	21a	97a
10.62271	86a	79a	13a	76a	20a	1a	26a	24a	36a	94a	104a	97a
10.62271	79a	13a	108a	76a	69a	1a	70a	26a	24a	36a	104a	21a
10.62271	86a	79a	13a	76a	20a	1a	26a	36a	94a	104a	21a	97a
10.62271	86a	79a	13a	108a	69a	1a	70a	26a	36a	104a	21a	97a
10.62271	79a	13a	108a	20a	69a	1a	26a	36a	94a	104a	21a	97a
10.62271	79a	13a	20a	69a	1a	70a	26a	36a	94a	104a	21a	97a
10.62271	86a	79a	13a	76a	20a	69a	1a	70a	26a	94a	104a	97a
10.69597	86a	79a	76a	20a	69a	1a	70a	26a	36a	104a	21a	97a
10.69597	86a	79a	13a	76a	69a	26a	24a	36a	94a	104a	21a	97a
10.69597	86a	79a	13a	108a	76a	20a	1a	26a	36a	104a	21a	97a
10.69597	86a	13a	108a	76a	69a	1a	26a	24a	94a	104a	21a	97a
10.69597	86a	79a	108a	76a	20a	69a	1a	70a	26a	36a	104a	97a
10.76923	86a	13a	108a	76a	69a	26a	24a	36a	94a	104a	21a	97a
10.76923	86a	79a	13a	108a	20a	1a	26a	24a	36a	94a	104a	97a



Field	1	2	3	4	5	6	7	8	9	10	11	12
10.76923	86a	79a	76a	69a	1a	26a	24a	36a	94a	104a	21a	97a
10.76923	86a	79a	13a	108a	76a	69a	1a	70a	26a	36a	104a	97a
10.84249	86a	79a	108a	76a	20a	1a	70a	26a	24a	36a	94a	104a
10.84249	86a	79a	13a	20a	69a	1a	26a	24a	36a	94a	104a	97a
10.91575	86a	79a	108a	76a	69a	1a	26a	36a	94a	104a	21a	97a
10.91575	86a	79a	13a	20a	1a	70a	26a	24a	36a	94a	104a	97a
10.98901	86a	79a	13a	76a	20a	69a	1a	26a	36a	94a	104a	21a
10.98901	86a	79a	13a	108a	20a	69a	1a	26a	36a	94a	104a	21a
10.98901	86a	13a	108a	20a	1a	70a	26a	36a	94a	104a	21a	97a
11.06227	86a	79a	13a	76a	20a	69a	1a	26a	36a	94a	104a	97a
11.06227	86a	79a	13a	108a	20a	1a	70a	26a	24a	36a	104a	97a
11.06227	86a	13a	108a	69a	70a	26a	24a	36a	94a	104a	21a	97a
11.06227	86a	79a	13a	76a	69a	1a	26a	36a	94a	104a	21a	97a
11.06227	86a	79a	108a	69a	1a	26a	24a	36a	94a	104a	21a	97a
11.06227	86a	79a	108a	76a	1a	26a	24a	36a	94a	104a	21a	97a
11.06227	86a	79a	13a	108a	69a	70a	26a	24a	36a	94a	104a	21a
11.13553	86a	79a	108a	76a	20a	1a	26a	36a	94a	104a	21a	97a
11.13553	86a	13a	108a	76a	20a	69a	26a	36a	94a	104a	21a	97a
11.13553	86a	13a	108a	76a	69a	70a	26a	24a	94a	104a	21a	97a
11.13553	79a	108a	76a	69a	1a	70a	26a	24a	36a	94a	104a	21a
11.20879	86a	79a	108a	1a	70a	26a	24a	36a	94a	104a	21a	97a
11.20879	86a	79a	13a	76a	20a	69a	1a	70a	26a	36a	104a	97a
11.20879	86a	79a	13a	108a	20a	70a	26a	36a	94a	104a	21a	97a
11.20879	79a	13a	76a	69a	1a	70a	26a	24a	36a	104a	21a	97a
11.20879	86a	79a	108a	76a	69a	1a	26a	24a	94a	104a	21a	97a
11.28205	86a	79a	13a	108a	20a	69a	1a	70a	26a	36a	104a	21a
11.28205	86a	13a	108a	69a	1a	70a	26a	24a	94a	104a	21a	97a
11.28205	86a	79a	20a	69a	1a	70a	26a	36a	94a	104a	21a	97a
11.35531	86a	79a	13a	108a	20a	1a	70a	26a	36a	104a	21a	97a
11.35531	86a	79a	13a	108a	69a	1a	26a	24a	36a	104a	21a	97a
11.35531	86a	13a	108a	76a	20a	1a	26a	36a	94a	104a	21a	97a
11.35531	86a	79a	108a	69a	1a	70a	26a	36a	94a	104a	21a	97a
11.42857	86a	79a	76a	20a	69a	1a	26a	36a	94a	104a	21a	97a
11.42857	86a	79a	13a	108a	20a	1a	70a	26a	36a	94a	104a	97a
11.50183	86a	13a	69a	1a	70a	26a	24a	36a	94a	104a	21a	97a
11.50183	86a	79a	108a	20a	1a	70a	26a	24a	36a	94a	104a	97a
11.50183	86a	79a	108a	76a	20a	69a	1a	26a	36a	104a	21a	97a
11.50183	86a	79a	13a	108a	76a	69a	1a	26a	36a	104a	21a	97a
11.57509	86a	13a	108a	20a	69a	1a	26a	36a	94a	104a	21a	97a
11.64835	86a	13a	108a	69a	1a	26a	24a	36a	94a	104a	21a	97a
11.72161	86a	79a	13a	108a	20a	69a	1a	70a	26a	36a	104a	97a
11.72161	86a	79a	13a	20a	69a	1a	70a	26a	36a	104a	21a	97a
11.72161	79a	13a	108a	69a	1a	70a	26a	24a	36a	104a	21a	97a
11.72161	86a	79a	108a	76a	69a	1a	70a	26a	36a	104a	21a	97a
11.79487	86a	79a	13a	108a	76a	20a	1a	70a	26a	36a	104a	97a
11.86813	79a	13a	108a	20a	69a	1a	70a	26a	36a	104a	21a	97a
11.94139	86a	79a	13a	76a	69a	1a	70a	26a	36a	104a	21a	97a



Field 1	1	2	3	4	5	6	7	8	9	10	11	12
12.01465	86a	79a	13a	108a	20a	1a	26a	36a	94a	104a	21a	97a
12.01465	86a	79a	13a	108a	76a	20a	69a	70a	26a	36a	104a	97a
12.01465	86a	79a	13a	108a	76a	69a	70a	24a	36a	104a	21a	97a
12.08791	86a	79a	13a	108a	76a	20a	69a	1a	26a	36a	104a	97a
12.08791	86a	79a	13a	108a	20a	69a	1a	26a	36a	104a	21a	97a
12.16117	86a	79a	13a	20a	69a	1a	70a	26a	36a	94a	104a	21a
12.30769	86a	79a	108a	20a	69a	1a	70a	26a	36a	104a	21a	97a
12.45421	86a	79a	13a	76a	69a	1a	26a	24a	36a	94a	104a	21a
12.60073	86a	79a	13a	108a	69a	1a	26a	24a	36a	94a	104a	21a
12.60073	79a	13a	76a	69a	1a	26a	24a	36a	94a	104a	21a	97a
12.74725	86a	79a	13a	108a	69a	1a	70a	26a	24a	36a	104a	21a
12.74725	79a	13a	76a	69a	1a	70a	26a	24a	36a	94a	104a	21a
12.89377	79a	13a	108a	69a	1a	26a	24a	36a	94a	104a	21a	97a
12.89377	86a	79a	108a	20a	69a	1a	26a	36a	94a	104a	21a	97a
13.11355	86a	79a	13a	20a	69a	1a	26a	36a	94a	104a	21a	97a
13.18681	86a	79a	108a	20a	1a	70a	26a	36a	94a	104a	21a	97a
13.26007	86a	79a	13a	69a	1a	70a	26a	24a	36a	104a	21a	97a
13.26007	86a	79a	13a	108a	76a	20a	70a	26a	24a	94a	21a	97a
13.33333	86a	79a	13a	69a	1a	70a	26a	24a	36a	94a	104a	21a
13.62637	86a	108a	76a	20a	69a	1a	70a	26a	24a	94a	21a	97a
13.69963	86a	79a	13a	108a	76a	20a	1a	70a	26a	24a	21a	97a
13.77289	79a	13a	108a	69a	1a	70a	26a	24a	36a	94a	104a	21a
13.77289	86a	79a	13a	108a	76a	20a	1a	70a	26a	24a	104a	21a
13.77289	86a	79a	13a	108a	76a	20a	70a	26a	24a	36a	21a	97a
13.77289	86a	79a	13a	76a	20a	69a	1a	26a	36a	104a	21a	97a
13.84615	86a	79a	13a	108a	76a	20a	70a	24a	36a	94a	21a	97a
13.84615	86a	108a	76a	20a	69a	1a	70a	24a	36a	94a	21a	97a
13.84615	86a	13a	108a	76a	20a	1a	70a	26a	24a	94a	21a	97a
13.99267	79a	108a	76a	20a	69a	70a	26a	24a	36a	94a	21a	97a
13.99267	86a	79a	13a	76a	20a	1a	70a	26a	24a	94a	21a	97a
13.99267	86a	108a	76a	20a	69a	1a	70a	26a	24a	36a	21a	97a
14.06593	86a	79a	13a	69a	1a	26a	24a	36a	94a	104a	21a	97a
14.13919	86a	79a	13a	108a	20a	1a	70a	26a	24a	94a	21a	97a
14.21245	86a	108a	76a	20a	69a	1a	70a	24a	36a	94a	104a	21a
14.21245	86a	79a	13a	76a	20a	1a	70a	24a	36a	94a	21a	97a
14.28571	86a	79a	13a	76a	69a	1a	26a	24a	36a	104a	21a	97a
14.28571	86a	13a	108a	76a	20a	69a	1a	26a	24a	36a	21a	97a
14.28571	79a	108a	76a	20a	69a	70a	24a	36a	94a	104a	21a	97a
14.35897	79a	13a	108a	76a	20a	70a	26a	24a	36a	94a	21a	97a
14.35897	79a	13a	108a	76a	20a	1a	70a	26a	24a	104a	21a	97a
14.43223	86a	79a	108a	20a	69a	1a	70a	24a	36a	94a	21a	97a
14.43223	86a	108a	76a	20a	69a	1a	70a	26a	24a	36a	104a	21a
14.43223	86a	79a	108a	76a	20a	69a	1a	70a	26a	24a	104a	21a
14.50549	86a	79a	108a	20a	69a	1a	70a	26a	24a	94a	21a	97a
14.50549	86a	79a	13a	108a	20a	1a	70a	24a	36a	94a	21a	97a
14.57875	86a	13a	108a	76a	20a	1a	70a	26a	24a	36a	21a	97a
14.57875	79a	13a	69a	1a	70a	26a	24a	36a	94a	104a	21a	97a



Field1	1	2	3	4	5	6	7	8	9	10	11	12
14.57875	79a	108a	76a	20a	69a	1a	70a	26a	24a	104a	21a	97a
14.65201	86a	108a	76a	20a	69a	1a	70a	24a	36a	104a	21a	97a
14.65201	86a	13a	108a	76a	20a	1a	70a	24a	36a	94a	21a	97a
14.72528	86a	79a	13a	108a	76a	20a	1a	26a	24a	36a	21a	97a
14.72528	86a	79a	108a	76a	20a	69a	70a	24a	36a	94a	21a	97a
14.72528	86a	79a	13a	108a	76a	20a	1a	70a	24a	36a	21a	97a
14.79853	86a	76a	20a	69a	1a	70a	24a	36a	94a	104a	21a	97a
14.79853	86a	13a	108a	76a	20a	69a	1a	70a	24a	36a	94a	21a
14.79853	86a	79a	13a	108a	76a	20a	69a	70a	26a	24a	94a	21a
14.79853	86a	79a	13a	108a	76a	20a	69a	1a	70a	26a	24a	21a
14.79853	86a	13a	108a	76a	20a	69a	1a	24a	36a	94a	21a	97a
14.87179	108	76a	20a	69a	1a	70a	26a	24a	36a	94a	21a	97a
14.87179	86a	79a	108a	76a	20a	69a	70a	26a	24a	94a	104a	21a
14.87179	86a	79a	13a	108a	76a	20a	69a	70a	26a	24a	36a	21a
14.87179	86a	79a	13a	108a	76a	20a	70a	26a	24a	104a	21a	97a
14.87179	86a	79a	76a	20a	69a	1a	70a	24a	36a	94a	104a	21a
14.94506	86a	13a	108a	76a	20a	69a	1a	70a	26a	24a	94a	21a
14.94506	86a	13a	108a	76a	20a	1a	70a	26a	24a	36a	104a	21a
14.94506	13a	108a	76a	20a	1a	70a	26a	24a	36a	94a	21a	97a
14.94506	86a	13a	108a	76a	20a	69a	1a	70a	26a	24a	36a	21a
15.01832	86a	13a	108a	76a	20a	69a	1a	26a	24a	94a	21a	97a
15.01832	86a	13a	108a	76a	20a	69a	70a	24a	36a	94a	21a	97a
15.09157	86a	79a	13a	108a	76a	20a	1a	26a	24a	94a	21a	97a
15.09157	108	76a	20a	69a	1a	70a	24a	36a	94a	104a	21a	97a
15.16483	86a	79a	13a	108a	76a	20a	70a	26a	24a	94a	104a	21a
15.16483	86a	79a	108a	76a	20a	69a	70a	26a	24a	104a	21a	97a
15.16483	86a	108a	76a	20a	69a	1a	70a	26a	24a	94a	104a	21a
15.16483	86a	79a	13a	108a	76a	20a	69a	70a	24a	36a	94a	21a
15.16483	86a	79a	108a	76a	20a	69a	70a	26a	24a	36a	21a	97a
15.16483	86a	13a	108a	76a	20a	1a	70a	24a	36a	94a	104a	21a
15.16483	86a	79a	76a	20a	1a	70a	24a	36a	94a	104a	21a	97a
15.16483	86a	79a	13a	108a	76a	20a	1a	24a	36a	94a	21a	97a
15.2381	86a	13a	108a	76a	20a	69a	1a	70a	24a	94a	21a	97a
15.2381	86a	79a	13a	108a	76a	20a	1a	70a	26a	24a	94a	21a
15.2381	86a	79a	13a	108a	76a	20a	69a	70a	26a	24a	104a	21a
15.2381	86a	79a	13a	108a	76a	20a	69a	70a	24a	94a	104a	21a
15.2381	86a	79a	108a	76a	20a	69a	70a	26a	24a	94a	21a	97a
15.2381	86a	79a	108a	76a	20a	69a	70a	24a	36a	94a	104a	21a
15.2381	86a	79a	108a	76a	20a	1a	70a	26a	24a	94a	21a	97a
15.31136	86a	108a	76a	20a	69a	1a	70a	24a	94a	104a	21a	97a
15.31136	79a	13a	108a	76a	20a	69a	70a	26a	24a	36a	94a	21a
15.31136	79a	13a	108a	76a	20a	70a	24a	36a	94a	104a	21a	97a
15.31136	86a	79a	13a	76a	20a	1a	70a	26a	24a	36a	21a	97a
15.38461	86a	79a	108a	76a	20a	69a	1a	70a	26a	24a	94a	21a
15.38461	86a	13a	108a	76a	20a	69a	70a	26a	24a	94a	21a	97a
15.38461	79a	108a	20a	69a	1a	70a	24a	36a	94a	104a	21a	97a
15.38461	86a	13a	108a	76a	20a	1a	70a	26a	24a	94a	104a	21a



Field1	1	2	3	4	5	6	7	8	9	10	11	12
15.38461	86a	79a	13a	76a	20a	69a	1a	70a	26a	24a	94a	21a
15.38461	86a	79a	13a	108a	76a	20a	1a	70a	26a	24a	36a	21a
15.38461	86a	108a	76a	20a	69a	70a	26a	24a	36a	104a	21a	97a
15.38461	86a	79a	13a	76a	20a	69a	1a	70a	24a	36a	94a	21a
15.38461	79a	76a	20a	69a	1a	70a	24a	36a	94a	104a	21a	97a
15.45788	86a	79a	13a	76a	20a	1a	70a	24a	36a	94a	104a	21a
15.45788	86a	79a	108a	76a	20a	69a	70a	26a	24a	36a	104a	21a
15.45788	86a	13a	108a	76a	20a	69a	1a	70a	24a	94a	104a	21a
15.45788	79a	13a	108a	76a	20a	69a	26a	24a	36a	94a	21a	97a
15.45788	86a	108a	76a	20a	69a	1a	70a	26a	24a	104a	21a	97a
15.45788	86a	13a	76a	20a	69a	1a	70a	24a	36a	94a	21a	97a
15.45788	79a	108a	76a	20a	69a	1a	70a	24a	36a	94a	21a	97a
15.45788	86a	13a	108a	76a	20a	69a	70a	26a	24a	36a	21a	97a
15.53114	86a	13a	108a	76a	20a	69a	1a	70a	26a	24a	104a	21a
15.53114	86a	108a	76a	20a	69a	70a	24a	36a	94a	104a	21a	97a
15.53114	79a	13a	108a	76a	20a	1a	70a	26a	24a	94a	21a	97a
15.53114	79a	108a	76a	20a	69a	70a	26a	24a	36a	94a	104a	21a
15.53114	86a	79a	13a	108a	76a	20a	1a	70a	24a	94a	21a	97a
15.53114	86a	79a	108a	76a	20a	69a	1a	70a	24a	36a	94a	21a
15.53114	79a	108a	76a	20a	69a	1a	70a	24a	36a	104a	21a	97a
15.53114	79a	13a	108a	76a	20a	69a	1a	26a	24a	104a	21a	97a
15.53114	79a	13a	108a	76a	20a	69a	1a	70a	26a	24a	104a	21a
15.53114	79a	13a	108a	76a	20a	69a	70a	24a	94a	104a	21a	97a
15.6044	86a	79a	108a	76a	20a	69a	1a	70a	26a	24a	21a	97a
15.6044	86a	13a	108a	20a	69a	1a	70a	26a	24a	36a	21a	97a
15.6044	86a	79a	13a	108a	76a	20a	69a	1a	70a	24a	36a	21a
15.6044	13a	108a	76a	20a	69a	1a	26a	24a	36a	94a	21a	97a
15.6044	86a	79a	13a	108a	76a	20a	1a	70a	24a	36a	94a	21a
15.6044	79a	13a	76a	20a	1a	70a	24a	36a	94a	104a	21a	97a
15.6044	86a	79a	13a	108a	20a	69a	1a	24a	36a	94a	21a	97a
15.6044	13a	108a	76a	20a	69a	1a	70a	24a	94a	104a	21a	97a
15.6044	86a	79a	108a	76a	20a	69a	1a	70a	24a	36a	21a	97a
15.67766	86a	79a	13a	108a	76a	20a	69a	1a	26a	24a	104a	21a
15.67766	86a	13a	76a	20a	69a	1a	70a	26a	24a	94a	21a	97a
15.67766	86a	79a	13a	76a	20a	69a	1a	70a	26a	24a	104a	21a
15.67766	86a	79a	76a	20a	69a	1a	70a	26a	24a	94a	21a	97a
15.67766	86a	79a	13a	108a	20a	69a	1a	70a	26a	24a	21a	97a
15.67766	86a	79a	108a	76a	20a	69a	70a	26a	24a	36a	94a	21a
15.67766	86a	79a	13a	108a	20a	1a	70a	26a	24a	36a	21a	97a
15.75092	86a	13a	108a	20a	69a	1a	70a	24a	36a	94a	21a	97a
15.75092	86a	79a	13a	108a	20a	69a	1a	70a	24a	94a	21a	97a
15.75092	13a	108a	76a	20a	1a	70a	24a	36a	94a	104a	21a	97a
15.75092	79a	13a	108a	20a	1a	70a	24a	36a	94a	104a	21a	97a
15.75092	79a	13a	108a	76a	20a	70a	26a	24a	94a	104a	21a	97a
15.75092	86a	79a	76a	20a	69a	70a	24a	36a	94a	104a	21a	97a
15.75092	86a	13a	108a	76a	20a	69a	1a	70a	24a	36a	21a	97a
15.75092	86a	13a	108a	20a	69a	1a	70a	26a	24a	94a	21a	97a



Field 1	2	3	4	5	6	7	8	9	10	11	12	
15.75092	86a	13a	108a	76a	20a	69a	1a	70a	26a	24a	21a	97a
15.75092	86a	79a	13a	108a	20a	69a	1a	70a	24a	36a	21a	97a
15.75092	79a	13a	76a	20a	1a	70a	26a	24a	36a	94a	21a	97a
15.75092	79a	13a	76a	20a	69a	1a	70a	24a	36a	94a	21a	97a
15.82418	86a	79a	108a	76a	20a	1a	70a	26a	24a	104a	21a	97a
15.82418	79a	13a	108a	76a	20a	69a	70a	24a	36a	94a	21a	97a
15.82418	13a	108a	76a	20a	1a	70a	26a	24a	94a	104a	21a	97a
15.82418	86a	79a	20a	69a	1a	70a	24a	36a	94a	104a	21a	97a
15.82418	79a	13a	108a	76a	20a	1a	24a	36a	94a	104a	21a	97a
15.82418	86a	79a	13a	108a	76a	20a	70a	26a	24a	36a	104a	21a
15.82418	108	76a	20a	69a	1a	70a	26a	24a	94a	104a	21a	97a
15.82418	86a	13a	76a	20a	69a	1a	70a	26a	24a	36a	21a	97a
15.82418	86a	79a	76a	20a	69a	1a	70a	24a	36a	94a	21a	97a
15.82418	86a	79a	76a	20a	69a	1a	70a	26a	24a	94a	104a	21a
15.82418	86a	79a	108a	76a	20a	1a	70a	24a	36a	94a	21a	97a
15.82418	86a	79a	13a	108a	20a	69a	70a	24a	36a	94a	21a	97a
15.82418	86a	79a	13a	108a	20a	1a	70a	26a	24a	104a	21a	97a
15.82418	79a	13a	76a	20a	1a	70a	26a	24a	94a	104a	21a	97a
15.89744	86a	79a	76a	20a	69a	70a	26a	24a	36a	104a	21a	97a
15.89744	86a	79a	13a	108a	20a	69a	1a	26a	24a	94a	21a	97a
15.89744	86a	79a	13a	108a	76a	20a	70a	26a	24a	36a	94a	21a
15.89744	86a	79a	13a	108a	20a	69a	1a	70a	26a	24a	94a	21a
15.89744	13a	108a	76a	20a	69a	1a	70a	26a	24a	36a	94a	21a
15.89744	86a	79a	108a	76a	20a	1a	70a	26a	24a	36a	21a	97a
15.89744	79a	108a	76a	20a	69a	1a	70a	26a	24a	94a	21a	97a
15.9707	79a	108a	76a	20a	69a	70a	26a	24a	94a	104a	21a	97a
15.9707	79a	13a	108a	76a	69a	1a	26a	24a	36a	94a	104a	21a
15.9707	79a	76a	20a	69a	70a	26a	24a	36a	94a	104a	21a	97a
15.9707	86a	79a	13a	108a	20a	69a	1a	70a	24a	36a	94a	21a
15.9707	79a	13a	108a	20a	69a	1a	70a	24a	36a	94a	21a	97a
15.9707	86a	108a	76a	20a	69a	1a	70a	26a	24a	36a	94a	21a
15.9707	86a	79a	108a	76a	20a	69a	1a	70a	24a	104a	21a	97a
15.9707	86a	79a	13a	76a	20a	1a	70a	26a	24a	94a	104a	21a
15.9707	86a	79a	13a	108a	76a	20a	70a	24a	36a	94a	104a	21a
15.9707	79a	13a	108a	76a	20a	1a	70a	24a	36a	94a	21a	97a
15.9707	79a	13a	76a	20a	69a	1a	70a	24a	94a	104a	21a	97a
16.04396	79a	13a	108a	76a	20a	69a	1a	70a	24a	36a	21a	97a
16.04396	79a	13a	108a	76a	20a	69a	1a	24a	36a	104a	21a	97a
16.04396	79a	13a	108a	76a	20a	70a	26a	24a	36a	94a	104a	21a
16.04396	86a	79a	13a	108a	76a	20a	69a	1a	70a	24a	104a	21a
16.04396	86a	108a	76a	20a	69a	1a	24a	36a	94a	104a	21a	97a
16.04396	79a	13a	108a	76a	20a	1a	70a	24a	36a	104a	21a	97a
16.04396	86a	79a	13a	108a	20a	69a	70a	26a	24a	94a	21a	97a
16.11722	86a	108a	20a	69a	1a	70a	24a	36a	94a	104a	21a	97a
16.11722	108	76a	20a	69a	1a	70a	26a	24a	36a	94a	104a	21a
16.11722	86a	108a	76a	20a	1a	70a	24a	36a	94a	104a	21a	97a
16.11722	86a	79a	13a	108a	76a	20a	26a	24a	36a	94a	21a	97a



Field1	1	2	3	4	5	6	7	8	9	10	11	12
16.11722	86a	79a	13a	108a	76a	20a	1a	26a	24a	36a	104a	21a
16.19048	79a	13a	108a	76a	20a	69a	1a	70a	24a	104a	21a	97a
16.19048	79a	13a	108a	20a	69a	1a	70a	26a	24a	94a	21a	97a
16.19048	86a	108a	76a	20a	69a	70a	26a	24a	36a	94a	21a	97a
16.19048	79a	76a	20a	69a	1a	70a	26a	24a	94a	104a	21a	97a
16.19048	86a	79a	13a	108a	76a	20a	1a	70a	24a	104a	21a	97a
16.19048	79a	13a	108a	76a	20a	69a	24a	36a	94a	104a	21a	97a
16.19048	79a	13a	76a	20a	69a	1a	70a	26a	24a	104a	21a	97a
16.26374	86a	79a	108a	20a	69a	1a	70a	26a	24a	104a	21a	97a
16.26374	86a	13a	108a	76a	20a	69a	70a	24a	36a	94a	104a	21a
16.26374	86a	79a	13a	76a	20a	70a	26a	24a	36a	104a	21a	97a
16.26374	86a	13a	108a	76a	20a	69a	70a	26a	24a	36a	104a	21a
16.26374	86a	13a	108a	76a	20a	69a	1a	26a	24a	36a	104a	21a
16.26374	79a	13a	76a	20a	69a	1a	70a	26a	24a	94a	21a	97a
16.26374	79a	13a	108a	20a	69a	1a	70a	24a	94a	104a	21a	97a
16.26374	86a	79a	13a	108a	76a	20a	1a	70a	24a	94a	104a	21a
16.26374	79a	13a	108a	76a	20a	69a	70a	26a	24a	94a	21a	97a
16.26374	86a	79a	108a	76a	20a	70a	26a	24a	94a	104a	21a	97a
16.26374	86a	79a	13a	108a	76a	20a	69a	1a	24a	36a	21a	97a
16.26374	86a	79a	13a	108a	20a	69a	1a	70a	26a	24a	104a	21a
16.26374	79a	13a	108a	76a	20a	69a	70a	24a	36a	94a	104a	21a
16.26374	79a	13a	76a	20a	69a	70a	26a	24a	36a	94a	21a	97a
16.26374	79a	13a	76a	20a	69a	1a	24a	36a	94a	104a	21a	97a
16.337	86a	76a	20a	69a	1a	70a	26a	24a	36a	104a	21a	97a
16.337	79a	13a	108a	76a	20a	69a	70a	26a	24a	104a	21a	97a
16.337	86a	79a	13a	20a	1a	70a	24a	36a	94a	104a	21a	97a
16.337	79a	13a	108a	76a	20a	1a	26a	24a	94a	104a	21a	97a
16.337	86a	13a	108a	76a	20a	1a	26a	24a	36a	94a	21a	97a
16.337	86a	79a	13a	108a	76a	20a	70a	24a	94a	104a	21a	97a
16.337	86a	79a	13a	76a	20a	1a	70a	24a	94a	104a	21a	97a
16.337	86a	13a	108a	76a	20a	69a	1a	24a	36a	94a	104a	21a
16.337	86a	79a	13a	108a	76a	20a	69a	24a	36a	94a	104a	21a
16.41026	86a	79a	13a	108a	20a	69a	70a	26a	24a	36a	21a	97a
16.41026	79a	108a	76a	20a	69a	1a	70a	24a	36a	94a	104a	21a
16.41026	79a	13a	108a	76a	20a	1a	70a	24a	94a	104a	21a	97a
16.41026	79a	13a	108a	76a	20a	69a	26a	24a	94a	104a	21a	97a
16.41026	86a	79a	13a	108a	20a	1a	70a	26a	24a	94a	104a	21a
16.41026	79a	13a	108a	20a	1a	70a	26a	24a	36a	94a	21a	97a
16.41026	86a	79a	13a	108a	20a	1a	70a	24a	94a	104a	21a	97a
16.41026	76a	20a	69a	1a	70a	26a	24a	36a	94a	104a	21a	97a
16.41026	79a	13a	108a	76a	20a	1a	70a	26a	24a	36a	21a	97a
16.41026	86a	79a	13a	76a	20a	69a	1a	70a	24a	94a	104a	21a
16.41026	79a	108a	76a	20a	69a	1a	70a	24a	94a	104a	21a	97a
16.41026	79a	108a	76a	20a	69a	70a	26a	24a	36a	104a	21a	97a
16.41026	86a	79a	13a	76a	20a	1a	70a	26a	24a	36a	104a	21a
16.41026	86a	79a	13a	108a	76a	20a	69a	26a	24a	94a	104a	21a
16.41026	79a	108a	76a	20a	69a	26a	24a	36a	94a	104a	21a	97a



Field1	1	2	3	4	5	6	7	8	9	10	11	12
16.41026	86a	79a	13a	76a	20a	1a	24a	36a	94a	104a	21a	97a
16.41026	86a	79a	13a	76a	20a	70a	24a	36a	94a	104a	21a	97a
16.41026	13a	108a	76a	20a	69a	70a	26a	24a	36a	94a	21a	97a
16.41026	86a	79a	13a	108a	76a	20a	69a	24a	36a	94a	21a	97a
16.41026	86a	108a	76a	20a	69a	1a	26a	24a	36a	94a	21a	97a
16.48352	86a	79a	13a	108a	76a	20a	69a	26a	24a	36a	21a	97a
16.48352	86a	79a	76a	20a	69a	1a	70a	24a	94a	104a	21a	97a
16.48352	13a	108a	76a	20a	69a	1a	24a	36a	94a	104a	21a	97a
16.48352	86a	13a	108a	76a	20a	70a	26a	24a	36a	94a	21a	97a
16.48352	79a	108a	76a	20a	69a	1a	24a	36a	94a	104a	21a	97a
16.48352	86a	79a	108a	76a	20a	70a	26a	24a	36a	94a	21a	97a
16.48352	79a	13a	76a	20a	70a	26a	24a	36a	94a	104a	21a	97a
16.48352	86a	79a	13a	108a	76a	20a	1a	26a	24a	104a	21a	97a
16.48352	86a	79a	13a	108a	76a	20a	69a	1a	26a	24a	21a	97a
16.48352	86a	79a	13a	108a	76a	20a	69a	26a	24a	94a	21a	97a
16.48352	86a	79a	13a	76a	20a	70a	26a	24a	36a	94a	21a	97a
16.48352	86a	79a	13a	108a	20a	69a	1a	70a	24a	104a	21a	97a
16.48352	86a	79a	13a	20a	69a	1a	70a	24a	36a	94a	21a	97a
16.48352	86a	79a	108a	20a	69a	1a	70a	24a	94a	104a	21a	97a
16.48352	79a	13a	108a	76a	20a	70a	26a	24a	36a	104a	21a	97a
16.55678	86a	79a	13a	108a	76a	20a	1a	24a	36a	104a	21a	97a
16.55678	13a	76a	20a	69a	1a	70a	26a	24a	36a	94a	21a	97a
16.55678	86a	79a	108a	76a	20a	69a	1a	70a	24a	94a	104a	21a
16.55678	86a	79a	13a	108a	76a	20a	69a	1a	24a	36a	94a	21a
16.55678	86a	79a	13a	108a	20a	69a	1a	70a	24a	94a	104a	21a
16.55678	79a	108a	76a	20a	1a	70a	24a	36a	94a	104a	21a	97a
16.55678	86a	79a	13a	76a	20a	69a	70a	24a	36a	94a	104a	21a
16.55678	79a	13a	108a	20a	1a	70a	26a	24a	94a	104a	21a	97a
16.55678	86a	79a	76a	20a	69a	1a	70a	24a	36a	104a	21a	97a
16.55678	13a	108a	76a	20a	69a	1a	70a	24a	36a	94a	21a	97a
16.55678	79a	13a	76a	20a	69a	70a	24a	36a	94a	104a	21a	97a
16.55678	86a	79a	108a	20a	69a	1a	70a	24a	36a	104a	21a	97a
16.63004	86a	13a	108a	76a	20a	69a	1a	26a	24a	94a	104a	21a
16.63004	86a	13a	108a	76a	20a	69a	70a	26a	24a	94a	104a	21a
16.63004	86a	79a	13a	108a	76a	20a	69a	26a	24a	36a	104a	21a
16.63004	79a	13a	108a	76a	20a	69a	1a	70a	24a	36a	94a	21a
16.63004	86a	79a	13a	76a	20a	69a	70a	24a	36a	94a	21a	97a
16.63004	86a	79a	108a	20a	69a	1a	70a	26a	24a	94a	104a	21a
16.7033	86a	79a	108a	76a	20a	69a	70a	24a	94a	104a	21a	97a
16.7033	79a	13a	76a	20a	69a	1a	26a	24a	94a	104a	21a	97a
16.7033	79a	13a	108a	76a	20a	69a	1a	26a	24a	94a	21a	97a
16.7033	13a	76a	20a	1a	70a	26a	24a	36a	94a	104a	21a	97a
16.7033	86a	79a	13a	108a	20a	69a	70a	26a	24a	104a	21a	97a
16.7033	86a	79a	13a	108a	20a	1a	24a	36a	94a	104a	21a	97a
16.7033	86a	76a	20a	69a	1a	70a	26a	24a	36a	94a	21a	97a
16.7033	79a	13a	108a	76a	20a	69a	1a	24a	36a	94a	21a	97a
16.7033	86a	79a	108a	20a	69a	1a	70a	24a	36a	94a	104a	21a



Field 1	1	2	3	4	5	6	7	8	9	10	11	12
16.7033	86a	79a	13a	108a	76a	20a	69a	70a	24a	94a	21a	97a
16.7033	86a	79a	13a	108a	76a	20a	1a	24a	36a	94a	104a	21a
16.7033	79a	13a	108a	76a	20a	69a	70a	26a	24a	36a	104a	21a
16.7033	86a	79a	108a	76a	20a	1a	70a	24a	36a	104a	21a	97a
16.7033	86a	79a	13a	76a	20a	69a	70a	26a	24a	94a	104a	21a
16.7033	86a	79a	13a	76a	20a	69a	70a	26a	24a	36a	104a	21a
16.77656	13a	108a	76a	20a	69a	1a	70a	26a	24a	104a	21a	97a
16.77656	86a	108a	76a	20a	69a	70a	26a	24a	94a	104a	21a	97a
16.77656	13a	108a	76a	20a	69a	1a	70a	24a	36a	94a	104a	21a
16.77656	86a	79a	108a	76a	20a	70a	24a	36a	94a	104a	21a	97a
16.77656	79a	13a	108a	76a	20a	69a	1a	70a	26a	24a	94a	21a
16.77656	79a	13a	108a	76a	20a	69a	70a	26a	24a	36a	21a	97a
16.77656	79a	13a	108a	76a	20a	69a	1a	24a	94a	104a	21a	97a
16.77656	86a	13a	108a	76a	20a	1a	70a	26a	24a	104a	21a	97a
16.77656	79a	13a	108a	76a	20a	69a	1a	70a	26a	24a	21a	97a
16.77656	86a	79a	13a	108a	76a	20a	69a	1a	24a	36a	104a	21a
16.77656	79a	108a	76a	20a	70a	26a	24a	36a	94a	104a	21a	97a
16.77656	79a	13a	108a	76a	20a	1a	26a	24a	36a	94a	21a	97a
16.84982	79a	13a	108a	76a	20a	1a	70a	24a	36a	94a	104a	21a
16.84982	86a	79a	108a	76a	20a	70a	26a	24a	36a	104a	21a	97a
16.84982	79a	13a	108a	76a	20a	26a	24a	36a	94a	104a	21a	97a
16.84982	86a	79a	108a	76a	20a	69a	1a	70a	26a	24a	36a	21a
16.84982	86a	79a	76a	20a	69a	1a	24a	36a	94a	104a	21a	97a
16.84982	86a	79a	108a	76a	20a	69a	1a	70a	24a	36a	104a	21a
16.84982	79a	13a	108a	76a	20a	1a	70a	26a	24a	36a	104a	21a
16.84982	13a	108a	76a	20a	1a	70a	26a	24a	36a	94a	104a	21a
16.84982	79a	13a	108a	20a	69a	1a	24a	36a	94a	104a	21a	97a
16.92308	86a	79a	13a	76a	20a	70a	26a	24a	94a	104a	21a	97a
16.92308	86a	79a	13a	20a	69a	1a	70a	26a	24a	94a	21a	97a
16.92308	86a	79a	13a	108a	76a	20a	26a	24a	36a	104a	21a	97a
16.92308	86a	79a	108a	76a	20a	69a	1a	24a	36a	94a	104a	21a
16.92308	13a	108a	76a	20a	1a	26a	24a	36a	94a	104a	21a	97a
16.92308	79a	13a	108a	76a	20a	69a	1a	70a	24a	94a	21a	97a
16.92308	79a	13a	108a	20a	69a	1a	70a	26a	24a	104a	21a	97a
16.92308	86a	13a	108a	76a	20a	1a	70a	24a	94a	104a	21a	97a
16.92308	86a	79a	108a	76a	20a	69a	1a	24a	36a	104a	21a	97a
16.92308	86a	13a	108a	76a	20a	70a	26a	24a	36a	104a	21a	97a
16.99634	86a	79a	13a	108a	76a	20a	69a	70a	24a	36a	21a	97a
16.99634	108	76a	20a	69a	1a	70a	26a	24a	36a	104a	21a	97a
16.99634	13a	108a	76a	20a	1a	70a	26a	24a	36a	104a	21a	97a
16.99634	13a	108a	76a	20a	69a	1a	70a	26a	24a	94a	21a	97a
16.99634	86a	108a	76a	20a	69a	1a	26a	24a	36a	104a	21a	97a
16.99634	79a	108a	20a	69a	1a	70a	26a	24a	94a	104a	21a	97a
16.99634	86a	108a	20a	69a	1a	70a	26a	24a	36a	94a	21a	97a
16.99634	13a	108a	76a	20a	69a	70a	24a	36a	94a	104a	21a	97a
16.99634	86a	79a	108a	76a	20a	69a	26a	24a	36a	104a	21a	97a
16.99634	86a	13a	76a	20a	1a	70a	26a	24a	36a	94a	21a	97a



Field1	1	2	3	4	5	6	7	8	9	10	11	12
16.99634	79a	13a	76a	20a	1a	70a	26a	24a	36a	104a	21a	97a
16.99634	86a	13a	108a	20a	69a	1a	70a	26a	24a	36a	104a	21a
16.99634	86a	79a	13a	76a	20a	69a	1a	24a	36a	94a	21a	97a
16.99634	79a	13a	108a	76a	20a	69a	70a	24a	36a	104a	21a	97a
16.99634	79a	13a	108a	20a	69a	1a	26a	24a	94a	104a	21a	97a
16.99634	79a	13a	76a	20a	69a	1a	70a	26a	24a	94a	104a	21a
16.99634	86a	79a	76a	20a	69a	70a	26a	24a	94a	104a	21a	97a
16.99634	79a	13a	108a	20a	69a	70a	26a	24a	36a	94a	21a	97a
16.99634	86a	79a	13a	108a	20a	1a	70a	24a	36a	94a	104a	21a
16.99634	86a	13a	108a	76a	20a	69a	1a	70a	24a	104a	21a	97a
17.0696	108	76a	20a	69a	1a	26a	24a	36a	94a	104a	21a	97a
17.0696	86a	13a	108a	20a	69a	1a	70a	24a	36a	94a	104a	21a
17.0696	86a	108a	76a	20a	1a	70a	26a	24a	36a	94a	21a	97a
17.0696	79a	13a	108a	76a	20a	69a	70a	26a	24a	94a	104a	21a
17.0696	86a	79a	13a	108a	76a	20a	69a	1a	70a	24a	94a	21a
17.0696	86a	79a	13a	108a	20a	69a	1a	24a	36a	104a	21a	97a
17.0696	86a	79a	13a	108a	20a	1a	70a	24a	36a	104a	21a	97a
17.0696	86a	13a	108a	76a	20a	1a	70a	26a	24a	36a	94a	21a
17.0696	13a	108a	76a	20a	69a	1a	26a	24a	94a	104a	21a	97a
17.0696	86a	79a	13a	76a	20a	1a	70a	26a	24a	104a	21a	97a
17.14286	86a	79a	13a	108a	76a	20a	69a	1a	70a	24a	21a	97a
17.14286	79a	13a	108a	20a	69a	1a	70a	24a	36a	94a	104a	21a
17.14286	86a	79a	13a	20a	69a	1a	70a	24a	94a	104a	21a	97a
17.14286	79a	13a	76a	20a	69a	1a	70a	24a	36a	94a	104a	21a
17.21612	13a	108a	76a	20a	69a	1a	70a	26a	24a	94a	104a	21a
17.21612	86a	79a	76a	20a	1a	70a	26a	24a	94a	104a	21a	97a
17.21612	86a	79a	13a	108a	76a	20a	26a	24a	94a	104a	21a	97a
17.21612	79a	13a	108a	76a	20a	69a	1a	70a	24a	94a	104a	21a
17.21612	79a	13a	76a	20a	69a	70a	26a	24a	36a	104a	21a	97a
17.21612	86a	79a	108a	20a	69a	1a	24a	36a	94a	104a	21a	97a
17.21612	86a	76a	20a	69a	1a	70a	26a	24a	94a	104a	21a	97a
17.21612	86a	79a	13a	76a	20a	69a	1a	70a	24a	36a	21a	97a
17.21612	86a	79a	76a	20a	69a	1a	70a	26a	24a	104a	21a	97a
17.21612	108	76a	20a	69a	70a	26a	24a	36a	94a	104a	21a	97a
17.21612	86a	13a	76a	20a	69a	1a	70a	26a	24a	94a	104a	21a
17.28938	86a	79a	13a	108a	76a	20a	69a	1a	26a	24a	94a	21a
17.28938	86a	79a	13a	108a	76a	20a	24a	36a	94a	104a	21a	97a
17.28938	86a	108a	76a	20a	1a	70a	26a	24a	36a	104a	21a	97a
17.28938	13a	108a	20a	69a	1a	70a	26a	24a	36a	94a	21a	97a
17.28938	79a	108a	76a	20a	69a	1a	26a	24a	94a	104a	21a	97a
17.28938	79a	13a	76a	20a	1a	26a	24a	36a	94a	104a	21a	97a
17.28938	86a	13a	108a	76a	20a	1a	70a	24a	36a	104a	21a	97a
17.28938	86a	13a	76a	20a	1a	70a	24a	36a	94a	104a	21a	97a
17.28938	86a	79a	108a	76a	20a	69a	24a	36a	94a	104a	21a	97a
17.28938	86a	79a	13a	76a	20a	69a	70a	26a	24a	36a	21a	97a
17.28938	13a	108a	76a	20a	69a	1a	70a	26a	24a	36a	104a	21a
17.28938	86a	79a	13a	76a	20a	1a	70a	24a	36a	104a	21a	97a



Field	1	2	3	4	5	6	7	8	9	10	11	12
17.28938	79a	13a	108a	76a	20a	1a	26a	24a	36a	104a	21a	97a
17.28938	86a	79a	108a	76a	20a	69a	1a	70a	24a	94a	21a	97a
17.28938	86a	13a	108a	20a	69a	1a	70a	24a	94a	104a	21a	97a
17.28938	86a	79a	108a	20a	69a	70a	26a	24a	36a	94a	21a	97a
17.28938	86a	13a	108a	20a	1a	70a	24a	36a	94a	104a	21a	97a
17.28938	13a	108a	76a	20a	69a	1a	70a	26a	24a	36a	21a	97a
17.36264	79a	13a	76a	20a	69a	1a	70a	24a	36a	104a	21a	97a
17.36264	86a	79a	13a	76a	20a	69a	1a	26a	24a	94a	21a	97a
17.36264	86a	79a	13a	76a	20a	69a	1a	70a	26a	24a	21a	97a
17.36264	86a	13a	108a	20a	69a	1a	70a	24a	36a	104a	21a	97a
17.36264	79a	13a	108a	76a	20a	69a	1a	70a	24a	36a	104a	21a
17.36264	86a	79a	13a	108a	76a	20a	1a	26a	24a	94a	104a	21a
17.4359	79a	108a	76a	20a	1a	70a	26a	24a	36a	94a	21a	97a
17.4359	86a	79a	13a	108a	20a	69a	1a	26a	24a	104a	21a	97a
17.4359	86a	13a	108a	76a	20a	69a	70a	26a	24a	104a	21a	97a
17.4359	86a	79a	13a	76a	20a	69a	1a	70a	24a	94a	21a	97a
17.4359	79a	13a	108a	76a	20a	1a	70a	26a	24a	36a	94a	21a
17.4359	86a	79a	13a	76a	20a	69a	1a	24a	36a	94a	104a	21a
17.4359	86a	13a	76a	20a	69a	1a	70a	26a	24a	36a	104a	21a
17.4359	86a	79a	108a	76a	20a	69a	26a	24a	36a	94a	21a	97a
17.4359	86a	79a	13a	108a	20a	69a	70a	24a	94a	104a	21a	97a
17.4359	86a	79a	13a	108a	20a	70a	26a	24a	36a	94a	21a	97a
17.4359	86a	13a	76a	20a	69a	1a	70a	24a	94a	104a	21a	97a
17.4359	86a	13a	108a	20a	1a	70a	26a	24a	36a	94a	21a	97a
17.4359	108	76a	20a	1a	70a	26a	24a	36a	94a	104a	21a	97a
17.50916	86a	79a	13a	108a	20a	69a	1a	24a	94a	104a	21a	97a
17.50916	86a	79a	13a	76a	20a	69a	70a	26a	24a	36a	94a	21a
17.50916	86a	79a	108a	76a	20a	69a	70a	24a	36a	104a	21a	97a
17.50916	86a	13a	108a	76a	20a	69a	70a	26a	24a	36a	94a	21a
17.50916	79a	13a	108a	76a	20a	69a	1a	24a	36a	94a	104a	21a
17.50916	86a	13a	108a	20a	69a	1a	70a	26a	24a	94a	104a	21a
17.58242	86a	13a	108a	76a	20a	70a	24a	36a	94a	104a	21a	97a
17.58242	79a	13a	76a	20a	69a	26a	24a	36a	94a	104a	21a	97a
17.58242	86a	13a	108a	76a	20a	69a	1a	26a	24a	36a	94a	21a
17.58242	86a	108a	20a	69a	1a	70a	26a	24a	36a	104a	21a	97a
17.58242	13a	108a	76a	20a	70a	26a	24a	36a	94a	104a	21a	97a
17.58242	86a	79a	108a	76a	20a	69a	1a	26a	24a	94a	21a	97a
17.58242	86a	79a	13a	108a	76a	20a	1a	70a	24a	36a	104a	21a
17.58242	86a	79a	76a	20a	69a	1a	70a	26a	24a	36a	104a	21a
17.58242	86a	13a	76a	20a	69a	1a	26a	24a	36a	94a	21a	97a
17.58242	86a	79a	108a	76a	20a	1a	70a	24a	94a	104a	21a	97a
17.58242	86a	13a	108a	76a	20a	1a	24a	36a	94a	104a	21a	97a
17.65568	79a	13a	108a	76a	20a	69a	26a	24a	36a	94a	104a	21a
17.65568	86a	79a	13a	108a	76a	20a	69a	26a	24a	36a	94a	21a
17.65568	79a	108a	76a	20a	1a	70a	26a	24a	94a	104a	21a	97a
17.65568	13a	108a	76a	20a	69a	1a	70a	24a	36a	104a	21a	97a
17.65568	86a	79a	108a	20a	69a	70a	24a	36a	94a	104a	21a	97a



Field	1	2	3	4	5	6	7	8	9	10	11	12
17.65568	79a	13a	108a	20a	69a	70a	24a	36a	94a	104a	21a	97a
17.72894	86a	79a	13a	108a	20a	69a	1a	24a	36a	94a	104a	21a
17.72894	79a	13a	108a	20a	69a	1a	70a	24a	36a	104a	21a	97a
17.72894	86a	79a	108a	20a	69a	1a	70a	26a	24a	36a	21a	97a
17.72894	86a	79a	108a	76a	20a	69a	26a	24a	36a	94a	104a	21a
17.72894	86a	108a	76a	20a	69a	70a	26a	24a	36a	94a	104a	21a
17.72894	86a	79a	13a	108a	20a	70a	26a	24a	94a	104a	21a	97a
17.72894	86a	79a	108a	76a	20a	69a	1a	26a	24a	104a	21a	97a
17.72894	13a	108a	76a	20a	69a	70a	26a	24a	36a	94a	104a	21a
17.72894	79a	76a	20a	1a	70a	26a	24a	36a	94a	104a	21a	97a
17.72894	79a	76a	20a	69a	1a	70a	26a	24a	36a	94a	21a	97a
17.8022	86a	13a	108a	20a	69a	1a	70a	26a	24a	104a	21a	97a
17.8022	86a	79a	108a	76a	20a	69a	1a	26a	24a	36a	104a	21a
17.8022	86a	79a	13a	20a	69a	70a	24a	36a	94a	104a	21a	97a
17.8022	86a	79a	13a	76a	20a	69a	1a	70a	24a	36a	104a	21a
17.8022	86a	13a	108a	76a	20a	69a	1a	70a	24a	36a	104a	21a
17.8022	13a	76a	20a	69a	1a	26a	24a	36a	94a	104a	21a	97a
17.8022	13a	76a	20a	69a	1a	70a	24a	36a	94a	104a	21a	97a
17.8022	13a	76a	20a	69a	1a	70a	26a	24a	94a	104a	21a	97a
17.8022	13a	76a	20a	69a	1a	70a	26a	24a	36a	104a	21a	97a
17.8022	13a	108a	20a	69a	1a	70a	24a	36a	94a	104a	21a	97a
17.8022	86a	13a	108a	76a	20a	69a	1a	24a	36a	104a	21a	97a
17.8022	86a	79a	13a	76a	20a	69a	1a	70a	26a	24a	36a	21a
17.8022	86a	79a	108a	20a	69a	70a	26a	24a	94a	104a	21a	97a
17.8022	79a	108a	76a	20a	69a	1a	70a	26a	24a	94a	104a	21a
17.8022	79a	13a	76a	20a	69a	70a	26a	24a	36a	94a	104a	21a
17.8022	79a	13a	108a	76a	20a	1a	70a	26a	24a	94a	104a	21a
17.8022	86a	13a	108a	20a	1a	70a	26a	24a	36a	104a	21a	97a
17.8022	86a	79a	13a	108a	76a	20a	69a	1a	24a	94a	104a	21a
17.87546	86a	79a	76a	20a	1a	70a	26a	24a	36a	104a	21a	97a
17.87546	86a	13a	76a	20a	69a	1a	70a	26a	24a	36a	94a	21a
17.87546	86a	79a	108a	76a	20a	69a	26a	24a	94a	104a	21a	97a
17.87546	79a	13a	108a	20a	69a	1a	70a	26a	24a	94a	104a	21a
17.87546	86a	79a	13a	108a	76a	20a	69a	1a	26a	24a	36a	21a
17.87546	86a	79a	108a	76a	20a	69a	1a	24a	36a	94a	21a	97a
17.87546	79a	13a	20a	69a	1a	70a	24a	36a	94a	104a	21a	97a
17.87546	86a	13a	108a	76a	20a	69a	1a	24a	94a	104a	21a	97a
17.87546	86a	79a	13a	108a	76a	20a	70a	24a	36a	104a	21a	97a
17.87546	86a	79a	13a	76a	20a	69a	70a	26a	24a	94a	21a	97a
17.87546	86a	79a	13a	76a	20a	69a	1a	26a	24a	94a	104a	21a
17.87546	86a	79a	108a	76a	20a	69a	1a	26a	24a	94a	104a	21a
17.94872	86a	13a	76a	20a	69a	70a	26a	24a	36a	94a	21a	97a
17.94872	86a	13a	108a	76a	20a	70a	26a	24a	94a	104a	21a	97a
17.94872	86a	79a	76a	20a	69a	70a	26a	24a	36a	94a	104a	21a
17.94872	86a	13a	76a	20a	69a	1a	70a	24a	36a	94a	104a	21a
17.94872	86a	79a	13a	108a	20a	69a	70a	26a	24a	94a	104a	21a
17.94872	86a	13a	108a	20a	69a	1a	70a	26a	24a	36a	94a	21a



Field1	1	2	3	4	5	6	7	8	9	10	11	12
17.94872	86a	13a	76a	20a	69a	1a	24a	36a	94a	104a	21a	97a
17.94872	86a	79a	13a	108a	76a	20a	69a	70a	26a	24a	21a	97a
17.94872	13a	108a	76a	20a	69a	70a	26a	24a	94a	104a	21a	97a
18.02198	86a	13a	108a	76a	20a	69a	1a	26a	24a	104a	21a	97a
18.02198	86a	13a	108a	76a	20a	69a	26a	24a	36a	94a	21a	97a
18.02198	86a	79a	108a	20a	1a	70a	24a	36a	94a	104a	21a	97a
18.02198	86a	79a	13a	108a	20a	69a	1a	26a	24a	94a	104a	21a
18.02198	86a	13a	76a	20a	69a	70a	24a	36a	94a	104a	21a	97a
18.02198	13a	108a	76a	20a	69a	1a	26a	24a	36a	104a	21a	97a
18.02198	13a	108a	76a	20a	69a	1a	26a	24a	36a	94a	104a	21a
18.02198	86a	79a	13a	108a	20a	69a	1a	26a	24a	36a	21a	97a
18.02198	86a	79a	13a	20a	69a	1a	24a	36a	94a	104a	21a	97a
18.02198	86a	76a	20a	69a	70a	26a	24a	36a	94a	104a	21a	97a
18.09524	79a	13a	108a	76a	20a	69a	26a	24a	36a	104a	21a	97a
18.09524	86a	79a	13a	108a	20a	1a	70a	26a	24a	36a	104a	21a
18.09524	79a	108a	76a	20a	1a	70a	26a	24a	36a	104a	21a	97a
18.09524	86a	79a	13a	20a	69a	1a	70a	24a	36a	104a	21a	97a
18.09524	86a	79a	13a	76a	20a	1a	26a	24a	36a	94a	21a	97a
18.09524	79a	13a	76a	20a	69a	70a	26a	24a	94a	104a	21a	97a
18.09524	86a	79a	108a	76a	20a	69a	1a	26a	24a	36a	21a	97a
18.1685	86a	79a	13a	20a	69a	70a	26a	24a	36a	104a	21a	97a
18.1685	86a	79a	108a	76a	20a	1a	24a	36a	94a	104a	21a	97a
18.1685	79a	108a	20a	69a	1a	70a	26a	24a	36a	94a	21a	97a
18.1685	86a	13a	108a	76a	20a	69a	70a	24a	36a	104a	21a	97a
18.1685	86a	79a	108a	20a	69a	70a	26a	24a	36a	104a	21a	97a
18.1685	86a	108a	76a	20a	1a	70a	26a	24a	94a	104a	21a	97a
18.1685	86a	79a	13a	108a	76a	20a	26a	24a	36a	94a	104a	21a
18.1685	86a	79a	13a	108a	76a	20a	69a	26a	24a	104a	21a	97a
18.1685	86a	79a	76a	20a	69a	70a	26a	24a	36a	94a	21a	97a
18.1685	79a	13a	108a	76a	20a	69a	1a	26a	24a	36a	21a	97a
18.24176	108	20a	69a	1a	70a	26a	24a	36a	94a	104a	21a	97a
18.24176	86a	108a	76a	20a	69a	1a	26a	24a	36a	94a	104a	21a
18.24176	86a	13a	20a	69a	1a	70a	24a	36a	94a	104a	21a	97a
18.24176	79a	13a	108a	76a	20a	69a	1a	26a	24a	94a	104a	21a
18.24176	13a	108a	20a	69a	1a	70a	26a	24a	94a	104a	21a	97a
18.24176	86a	79a	13a	108a	20a	69a	26a	24a	36a	94a	21a	97a
18.24176	86a	13a	108a	76a	20a	69a	70a	24a	94a	104a	21a	97a
18.31502	79a	108a	76a	20a	69a	1a	70a	26a	24a	36a	21a	97a
18.31502	86a	13a	108a	76a	20a	1a	26a	24a	36a	104a	21a	97a
18.31502	86a	13a	108a	20a	69a	1a	26a	24a	36a	94a	21a	97a
18.31502	79a	13a	76a	20a	1a	70a	26a	24a	36a	94a	104a	21a
18.38828	86a	79a	13a	20a	1a	70a	26a	24a	94a	104a	21a	97a
18.38828	86a	13a	108a	76a	20a	70a	26a	24a	36a	94a	104a	21a
18.38828	13a	76a	20a	69a	70a	26a	24a	36a	94a	104a	21a	97a
18.38828	79a	108a	76a	20a	69a	1a	26a	24a	36a	94a	21a	97a
18.46154	86a	79a	13a	108a	20a	69a	24a	36a	94a	104a	21a	97a
18.46154	79a	13a	20a	69a	1a	70a	26a	24a	94a	104a	21a	97a



Field1	1	2	3	4	5	6	7	8	9	10	11	12
18.46154	86a	13a	76a	20a	1a	70a	26a	24a	36a	104a	21a	97a
18.46154	79a	108a	20a	69a	70a	26a	24a	36a	94a	104a	21a	97a
18.46154	86a	79a	13a	76a	20a	1a	26a	24a	94a	104a	21a	97a
18.46154	79a	108a	76a	20a	69a	1a	70a	26a	24a	36a	104a	21a
18.5348	86a	79a	13a	108a	20a	69a	26a	24a	94a	104a	21a	97a
18.5348	86a	76a	20a	69a	1a	70a	26a	24a	36a	94a	104a	21a
18.5348	86a	79a	76a	20a	1a	70a	26a	24a	36a	94a	21a	97a
18.5348	86a	79a	76a	20a	70a	26a	24a	36a	94a	104a	21a	97a
18.5348	86a	79a	108a	76a	20a	1a	70a	26a	24a	94a	104a	21a
18.5348	86a	79a	13a	108a	20a	1a	70a	26a	24a	36a	94a	21a
18.5348	86a	79a	13a	20a	69a	70a	26a	24a	94a	104a	21a	97a
18.60806	86a	108a	76a	20a	69a	1a	26a	24a	94a	104a	21a	97a
18.60806	79a	13a	108a	20a	69a	70a	26a	24a	94a	104a	21a	97a
18.60806	86a	79a	13a	108a	20a	70a	26a	24a	36a	104a	21a	97a
18.60806	79a	76a	20a	69a	1a	70a	26a	24a	36a	104a	21a	97a
18.60806	86a	13a	108a	20a	69a	70a	26a	24a	36a	94a	21a	97a
18.60806	86a	13a	76a	20a	1a	70a	26a	24a	94a	104a	21a	97a
18.60806	86a	79a	13a	108a	20a	1a	26a	24a	94a	104a	21a	97a
18.60806	86a	79a	108a	76a	20a	1a	70a	26a	24a	36a	104a	21a
18.60806	86a	79a	13a	20a	69a	1a	70a	24a	36a	94a	104a	21a
18.60806	86a	79a	13a	76a	20a	70a	26a	24a	36a	94a	104a	21a
18.68132	86a	79a	13a	20a	69a	1a	70a	26a	24a	104a	21a	97a
18.68132	13a	76a	20a	69a	1a	70a	26a	24a	36a	94a	104a	21a
18.68132	13a	108a	20a	1a	70a	26a	24a	36a	94a	104a	21a	97a
18.68132	86a	13a	76a	20a	69a	70a	26a	24a	36a	104a	21a	97a
18.68132	86a	79a	13a	76a	20a	69a	70a	24a	94a	104a	21a	97a
18.68132	86a	79a	13a	108a	76a	20a	69a	70a	24a	104a	21a	97a
18.68132	86a	79a	13a	108a	20a	1a	26a	24a	36a	94a	21a	97a
18.68132	86a	79a	13a	108a	20a	69a	70a	26a	24a	36a	94a	21a
18.68132	86a	79a	20a	69a	1a	70a	26a	24a	94a	104a	21a	97a
18.68132	86a	79a	13a	108a	20a	69a	1a	70a	26a	24a	36a	21a
18.75458	79a	13a	108a	20a	1a	70a	26a	24a	36a	94a	104a	21a
18.75458	86a	108a	20a	69a	1a	70a	26a	24a	36a	94a	104a	21a
18.75458	79a	108a	76a	20a	69a	1a	70a	26a	24a	36a	94a	21a
18.75458	86a	79a	13a	76a	20a	1a	70a	26a	24a	36a	94a	21a
18.75458	79a	13a	108a	20a	1a	70a	26a	24a	36a	104a	21a	97a
18.75458	86a	13a	108a	20a	69a	1a	24a	36a	94a	104a	21a	97a
18.75458	86a	13a	76a	20a	69a	70a	26a	24a	94a	104a	21a	97a
18.75458	79a	76a	20a	69a	1a	26a	24a	36a	94a	104a	21a	97a
18.75458	86a	79a	13a	108a	76a	20a	69a	1a	24a	104a	21a	97a
18.82784	86a	79a	13a	108a	76a	20a	1a	24a	94a	104a	21a	97a
18.82784	86a	79a	13a	20a	1a	70a	26a	24a	36a	104a	21a	97a
18.9011	86a	79a	13a	108a	20a	70a	24a	36a	94a	104a	21a	97a
18.9011	86a	13a	108a	20a	69a	70a	24a	36a	94a	104a	21a	97a
18.9011	86a	13a	108a	20a	69a	70a	26a	24a	36a	104a	21a	97a
18.9011	86a	108a	20a	69a	1a	70a	26a	24a	94a	104a	21a	97a
18.9011	86a	13a	108a	76a	20a	1a	26a	24a	36a	94a	104a	21a



Field1	1	2	3	4	5	6	7	8	9	10	11	12
18.9011	79a	13a	76a	20a	69a	1a	26a	24a	36a	94a	21a	97a
18.97436	86a	79a	13a	76a	20a	69a	26a	24a	36a	94a	21a	97a
18.97436	86a	79a	13a	108a	20a	69a	26a	24a	36a	104a	21a	97a
18.97436	86a	79a	13a	108a	20a	1a	26a	24a	36a	104a	21a	97a
18.97436	86a	79a	76a	20a	69a	1a	70a	26a	24a	36a	21a	97a
18.97436	86a	79a	13a	76a	20a	69a	1a	70a	24a	104a	21a	97a
18.97436	79a	13a	76a	20a	69a	1a	70a	26a	24a	36a	94a	21a
18.97436	86a	79a	13a	20a	69a	1a	70a	26a	24a	94a	104a	21a
18.97436	86a	79a	13a	76a	20a	69a	1a	24a	94a	104a	21a	97a
19.04762	86a	79a	13a	20a	69a	70a	26a	24a	36a	94a	21a	97a
19.04762	86a	79a	13a	76a	20a	1a	26a	24a	36a	104a	21a	97a
19.04762	86a	79a	108a	76a	20a	1a	70a	24a	36a	94a	104a	21a
19.04762	86a	13a	108a	20a	1a	70a	26a	24a	94a	104a	21a	97a
19.04762	86a	79a	108a	76a	20a	1a	26a	24a	36a	104a	21a	97a
19.04762	86a	79a	76a	20a	69a	1a	26a	24a	94a	104a	21a	97a
19.04762	86a	79a	13a	108a	76a	20a	69a	1a	24a	94a	21a	97a
19.04762	79a	13a	20a	1a	70a	26a	24a	36a	94a	104a	21a	97a
19.12088	86a	79a	108a	20a	1a	70a	26a	24a	36a	94a	21a	97a
19.12088	13a	108a	76a	20a	69a	70a	26a	24a	36a	104a	21a	97a
19.12088	86a	13a	76a	20a	69a	1a	70a	26a	24a	104a	21a	97a
19.12088	79a	13a	108a	20a	69a	1a	26a	24a	36a	94a	21a	97a
19.12088	13a	108a	20a	69a	1a	70a	26a	24a	36a	104a	21a	97a
19.12088	79a	13a	108a	20a	1a	26a	24a	36a	94a	104a	21a	97a
19.12088	79a	13a	108a	76a	20a	69a	1a	70a	26a	24a	36a	21a
19.12088	86a	13a	20a	69a	1a	70a	26a	24a	36a	94a	21a	97a
19.12088	13a	108a	20a	69a	1a	70a	26a	24a	36a	94a	104a	21a
19.19414	79a	108a	76a	20a	69a	1a	26a	24a	36a	104a	21a	97a
19.19414	86a	79a	108a	20a	1a	70a	26a	24a	94a	104a	21a	97a
19.19414	86a	108a	76a	20a	1a	70a	26a	24a	36a	94a	104a	21a
19.19414	86a	13a	108a	76a	20a	1a	26a	24a	94a	104a	21a	97a
19.2674	86a	79a	13a	108a	76a	20a	69a	70a	24a	36a	104a	21a
19.2674	86a	13a	76a	20a	69a	1a	26a	24a	36a	104a	21a	97a
19.2674	79a	13a	108a	76a	20a	1a	26a	24a	36a	94a	104a	21a
19.2674	86a	79a	76a	20a	69a	26a	24a	36a	94a	104a	21a	97a
19.34066	86a	79a	13a	108a	76a	20a	69a	24a	94a	104a	21a	97a
19.34066	86a	79a	13a	20a	69a	1a	70a	26a	24a	36a	21a	97a
19.34066	79a	13a	108a	20a	70a	26a	24a	36a	94a	104a	21a	97a
19.41392	79a	76a	20a	69a	1a	70a	26a	24a	36a	94a	104a	21a
19.41392	86a	79a	108a	20a	69a	1a	26a	24a	94a	104a	21a	97a
19.41392	86a	13a	108a	76a	20a	69a	26a	24a	94a	104a	21a	97a
19.41392	86a	79a	13a	20a	1a	70a	26a	24a	36a	94a	21a	97a
19.48718	79a	13a	108a	20a	69a	70a	26a	24a	36a	94a	104a	21a
19.48718	86a	79a	20a	69a	70a	26a	24a	36a	94a	104a	21a	97a
19.48718	79a	108a	20a	1a	70a	26a	24a	36a	94a	104a	21a	97a
19.48718	79a	13a	108a	20a	69a	1a	70a	26a	24a	36a	94a	21a
19.48718	86a	79a	13a	108a	20a	69a	70a	24a	36a	104a	21a	97a
19.48718	86a	13a	76a	20a	69a	1a	26a	24a	94a	104a	21a	97a



Field1	1	2	3	4	5	6	7	8	9	10	11	12
19.48718	86a	13a	108a	20a	1a	70a	26a	24a	36a	94a	104a	21a
19.56044	86a	13a	108a	20a	69a	70a	26a	24a	94a	104a	21a	97a
19.56044	86a	13a	20a	69a	1a	70a	26a	24a	36a	104a	21a	97a
19.56044	86a	79a	13a	76a	20a	69a	24a	36a	94a	104a	21a	97a
19.6337	86a	79a	13a	76a	20a	69a	70a	26a	24a	104a	21a	97a
19.6337	79a	13a	108a	20a	69a	70a	26a	24a	36a	104a	21a	97a
19.6337	86a	79a	108a	20a	69a	1a	70a	26a	24a	36a	104a	21a
19.6337	86a	13a	108a	76a	20a	69a	26a	24a	36a	104a	21a	97a
19.6337	86a	79a	76a	20a	69a	1a	70a	26a	24a	36a	94a	21a
19.6337	86a	79a	13a	76a	20a	69a	1a	26a	24a	36a	21a	97a
19.6337	79a	13a	20a	69a	70a	26a	24a	36a	94a	104a	21a	97a
19.70696	79a	13a	76a	20a	69a	1a	26a	24a	36a	104a	21a	97a
19.70696	86a	79a	13a	76a	20a	69a	26a	24a	94a	104a	21a	97a
19.78022	13a	108a	76a	20a	69a	26a	24a	36a	94a	104a	21a	97a
19.78022	86a	79a	108a	76a	20a	1a	26a	24a	36a	94a	21a	97a
19.78022	86a	13a	20a	69a	1a	70a	26a	24a	94a	104a	21a	97a
19.78022	86a	79a	13a	108a	20a	69a	70a	24a	36a	94a	104a	21a
19.78022	79a	13a	76a	20a	69a	1a	70a	26a	24a	36a	21a	97a
19.85348	86a	13a	108a	20a	69a	1a	26a	24a	36a	104a	21a	97a
19.85348	79a	13a	108a	76a	20a	69a	1a	26a	24a	36a	104a	21a
19.85348	86a	79a	13a	108a	76a	20a	69a	24a	36a	104a	21a	97a
19.85348	86a	79a	13a	20a	69a	1a	26a	24a	94a	104a	21a	97a
19.85348	86a	13a	108a	76a	20a	69a	24a	36a	94a	104a	21a	97a
19.92674	79a	108a	20a	69a	1a	70a	26a	24a	36a	94a	104a	21a
19.92674	79a	13a	108a	20a	69a	1a	70a	26a	24a	36a	21a	97a
19.92674	86a	79a	108a	20a	69a	1a	70a	26a	24a	36a	94a	21a
20	86a	79a	13a	76a	20a	69a	1a	24a	36a	104a	21a	97a
20	86a	79a	108a	76a	20a	70a	26a	24a	36a	94a	104a	21a
20	79a	13a	108a	20a	69a	26a	24a	36a	94a	104a	21a	97a
20	79a	108a	76a	20a	1a	26a	24a	36a	94a	104a	21a	97a
20	13a	20a	69a	1a	70a	26a	24a	36a	94a	104a	21a	97a
20	86a	79a	13a	108a	76a	20a	1a	26a	24a	36a	94a	21a
20	86a	79a	13a	76a	20a	26a	24a	36a	94a	104a	21a	97a
20	86a	79a	13a	20a	70a	26a	24a	36a	94a	104a	21a	97a
20	86a	13a	76a	20a	69a	1a	70a	24a	36a	104a	21a	97a
20	86a	76a	20a	69a	1a	26a	24a	36a	94a	104a	21a	97a
20.07326	86a	79a	13a	108a	20a	69a	70a	26a	24a	36a	104a	21a
20.07326	86a	79a	13a	76a	20a	69a	1a	26a	24a	104a	21a	97a
20.07326	86a	13a	76a	20a	1a	70a	26a	24a	36a	94a	104a	21a
20.07326	86a	79a	13a	108a	20a	69a	1a	70a	24a	36a	104a	21a
20.14652	79a	13a	76a	20a	69a	1a	70a	26a	24a	36a	104a	21a
20.14652	86a	79a	13a	76a	20a	69a	26a	24a	36a	104a	21a	97a
20.14652	86a	79a	108a	76a	20a	26a	24a	36a	94a	104a	21a	97a
20.14652	86a	76a	20a	1a	70a	26a	24a	36a	94a	104a	21a	97a
20.14652	86a	13a	108a	20a	69a	1a	26a	24a	94a	104a	21a	97a
20.21978	86a	79a	13a	76a	20a	69a	70a	24a	36a	104a	21a	97a
20.21978	86a	79a	20a	69a	1a	70a	26a	24a	36a	104a	21a	97a



Field1	1	2	3	4	5	6	7	8	9	10	11	12
20.29304	86a	79a	108a	20a	69a	1a	26a	24a	36a	94a	21a	97a
20.29304	86a	13a	76a	20a	70a	26a	24a	36a	94a	104a	21a	97a
20.3663	13a	108a	20a	69a	1a	26a	24a	36a	94a	104a	21a	97a
20.3663	86a	79a	108a	76a	20a	1a	70a	26a	24a	36a	94a	21a
20.3663	79a	13a	108a	76a	20a	69a	1a	26a	24a	36a	94a	21a
20.43956	86a	108a	76a	20a	70a	26a	24a	36a	94a	104a	21a	97a
20.43956	86a	79a	13a	76a	20a	69a	1a	26a	24a	36a	104a	21a
20.51282	79a	13a	20a	69a	1a	70a	26a	24a	36a	94a	21a	97a
20.51282	86a	79a	108a	76a	20a	1a	26a	24a	94a	104a	21a	97a
20.58608	79a	108a	76a	20a	1a	70a	26a	24a	36a	94a	104a	21a
20.58608	79a	108a	20a	69a	1a	26a	24a	36a	94a	104a	21a	97a
20.58608	86a	79a	108a	20a	69a	70a	26a	24a	36a	94a	104a	21a
20.58608	86a	13a	76a	20a	69a	70a	26a	24a	36a	94a	104a	21a
20.65934	79a	108a	20a	69a	1a	70a	26a	24a	36a	104a	21a	97a
20.65934	79a	20a	69a	1a	70a	26a	24a	36a	94a	104a	21a	97a
20.65934	79a	108a	76a	20a	69a	1a	26a	24a	36a	94a	104a	21a
20.7326	86a	79a	13a	108a	20a	69a	1a	26a	24a	36a	104a	21a
20.7326	86a	79a	108a	20a	1a	70a	26a	24a	36a	104a	21a	97a
20.7326	86a	79a	76a	20a	69a	1a	26a	24a	36a	104a	21a	97a
20.7326	86a	79a	108a	76a	20a	69a	1a	24a	94a	104a	21a	97a
20.7326	79a	13a	108a	20a	69a	1a	70a	26a	24a	36a	104a	21a
20.95238	86a	79a	108a	20a	69a	1a	26a	24a	36a	104a	21a	97a
21.02564	86a	13a	108a	76a	20a	69a	26a	24a	36a	94a	104a	21a
21.02564	86a	79a	108a	20a	69a	26a	24a	36a	94a	104a	21a	97a
21.0989	86a	20a	69a	1a	70a	26a	24a	36a	94a	104a	21a	97a
21.24542	86a	108a	76a	20a	69a	26a	24a	36a	94a	104a	21a	97a
21.24542	86a	79a	108a	76a	20a	69a	1a	26a	24a	36a	94a	21a
21.31868	86a	79a	13a	76a	20a	1a	26a	24a	36a	94a	104a	21a
21.31868	86a	79a	13a	108a	20a	1a	26a	24a	36a	94a	104a	21a
21.39194	86a	79a	76a	20a	1a	70a	26a	24a	36a	94a	104a	21a
21.4652	13a	108a	20a	69a	70a	26a	24a	36a	94a	104a	21a	97a
21.4652	86a	79a	20a	69a	1a	70a	26a	24a	36a	94a	21a	97a
21.4652	86a	79a	13a	76a	20a	69a	26a	24a	36a	94a	104a	21a
21.53846	86a	108a	20a	69a	70a	26a	24a	36a	94a	104a	21a	97a
21.61172	86a	79a	13a	108a	20a	26a	24a	36a	94a	104a	21a	97a
21.61172	86a	79a	76a	20a	69a	1a	26a	24a	36a	94a	21a	97a
21.61172	86a	79a	13a	20a	69a	1a	70a	26a	24a	36a	104a	21a
21.61172	86a	79a	13a	108a	20a	70a	26a	24a	36a	94a	104a	21a
21.68498	86a	13a	20a	1a	70a	26a	24a	36a	94a	104a	21a	97a
21.68498	86a	13a	108a	20a	69a	70a	26a	24a	36a	94a	104a	21a
21.68498	79a	13a	20a	69a	1a	70a	26a	24a	36a	104a	21a	97a
21.75824	86a	79a	76a	20a	1a	26a	24a	36a	94a	104a	21a	97a
21.75824	86a	13a	76a	20a	69a	1a	26a	24a	36a	94a	104a	21a
21.75824	86a	13a	20a	69a	70a	26a	24a	36a	94a	104a	21a	97a
21.75824	86a	79a	13a	108a	20a	69a	26a	24a	36a	94a	104a	21a
21.8315	79a	13a	108a	20a	69a	1a	26a	24a	36a	104a	21a	97a
21.90476	86a	13a	108a	20a	69a	1a	26a	24a	36a	94a	104a	21a

-98-

## CLAIMS

We claim:

1. A method for producing a mass-coded set of compounds of the general formula  $X(Y)_n$ , wherein X is a scaffold, n is from 2 to about 6, and each Y is, independently, a peripheral moiety, comprising the steps of:
- 5
- (a) selecting a peripheral moiety precursor subset from a peripheral moiety precursor set, said subset comprising a sufficient number of peripheral moiety precursors that there exist at least about 250 distinct combinations of n peripheral moieties derived from said subset, wherein at least about 90% of said combinations of n peripheral moieties derived from said subset have molecular mass sums which are distinct from the molecular mass sums of all other combinations of n peripheral moieties derived from said subset; and
- 10
- (b) contacting said peripheral moiety precursor subset with a scaffold precursor, said scaffold precursor having n reactive groups, wherein each reactive group is capable of reacting with at least one peripheral moiety precursor to form a covalent bond, under conditions sufficient for the reaction of each reactive group with a peripheral moiety precursor,
- 15
- 20
- 25
- thereby producing a mass-coded set of compounds of the general formula  $X(Y)_n$ .



-99-

2. The method of Claim 1 wherein the scaffold precursor comprises one or more saturated, partially unsaturated or aromatic cyclic groups.
3. The method of Claim 2 wherein at least one cyclic  
5 group is substituted by one or more reactive groups.
4. The method of Claim 3 wherein the reactive groups are attached to the cyclic group directly or via an intervening C<sub>1-6</sub>-alkylene group.
5. The method of Claim 4 wherein each reactive group is  
10 independently selected from the group consisting of: reactive carbonyl groups, reactive sulfonyl groups, reactive phosphonyl groups, terminal epoxide group and the isocyanate group.
6. The method of Claim 5 wherein the reactive group is  
15 selected from the group consisting of: carbonyl chloride, carbonyl pentafluorophenyl ester and sulfonyl chloride.
7. The method of Claim 5 wherein at least one peripheral moiety precursor comprises a primary amino group, a  
20 secondary amino group or a hydroxyl group.
8. The method of Claim 4 wherein each reactive group is independently selected from the group consisting of: primary amino, secondary amino and hydroxyl.

-100-

9. The method of Claim 8 wherein at least one peripheral moiety precursor comprises a reactive carbonyl group, reactive sulfonyl group, reactive phosphonyl group, terminal epoxide group or an isocyanate group.
- 5 10. The method of Claim 9 wherein at least one peripheral moiety precursor comprises a carbonyl chloride, a carbonyl pentafluorophenyl ester or a sulfonyl chloride group.
- 10 11. A method as claimed in Claim 1 wherein the step of selecting includes the steps of:
- 15 (a) choosing every set of two different peripheral moiety precursors from the peripheral moiety precursor set, said choosing performed in a manner such that for each set of two, if the two peripheral moiety precursors have equal molecular masses then one of the two is removed forming a remaining set;
- 20 (b) from the remaining set, choosing every set of four peripheral moiety precursors, including for a given set of four, removing one of the four peripheral moiety precursors if a sum of the molecular masses of a first two precursors in the given set of four equals a sum of the molecular masses of a second two precursors in the given set of four peripheral moiety precursors, said choosing forming a remainder set;
- 25



-101-

- (c) from the remainder set, choosing every set of six different peripheral moiety precursors, including for a given set of six, removing one of the six peripheral moiety precursors if a sum of the molecular masses of a first three precursors in the given set of six equals a sum of the molecular masses of a second three precursors in the given set of six, said choosing forming a working selection set of peripheral moiety precursors from which to select a desired subset; and
- (d) from the working selection set, choosing a desired subset so as to provide the selected subset by
- (i) choosing a possible selected subset from the working selection set,
  - (ii) from the chosen possible subset, generating all possible combinations of n peripheral moiety precursors, and
  - (iii) determining whether the generated combinations have an acceptable percent mass redundancy, and if so, selecting the chosen possible subset as the selected subset.
12. A method as claimed in Claim 11 wherein the step of selecting is performed by a digital processor assembly.

-102-

13. A method as claimed in Claim 1 wherein the step of selecting includes selecting a peripheral moiety precursor subset which includes peripheral moiety precursors that simultaneously produce mass-coded compounds when contacted with a scaffold precursor.
14. A method as claimed in Claim 13 wherein the step of selecting comprises the steps of:
- (a) choosing every set of two different peripheral moiety precursors from the peripheral moiety precursor set, said choosing performed in a manner such that for each set of two, if the two peripheral moiety precursors have equal molecular masses then one of the two is removed forming a remaining set;
  - (b) from the remaining set, choosing every set of four different peripheral moiety precursors, including for a given set of four, removing one of the four peripheral moiety precursors if a sum of the molecular masses of a first two precursors in the given set of four equals a sum of the molecular masses of a second two precursors in the given set of four peripheral moiety precursors, said choosing forming a remainder set;
  - (c) from the remainder set, choosing every set of six different peripheral moiety precursors, including for a given set of six, removing one of the six peripheral moiety precursors if a sum of the



-103-

- 5 molecular masses of a first three precursors in  
the given set of six equals a sum of the  
molecular masses of a second three precursors in  
the given set of six, said choosing forming a  
working selection set of peripheral moiety  
precursors from which to select a desired subset;  
and
- 10 (d) from the working selection set, choosing a  
desired subset so as to provide the selected  
subset by
- 15 (i) choosing a possible selected subset from the  
working selection set,  
(ii) from the chosen possible subset, generating  
all possible combinations of n peripheral  
moiety precursors, and  
(iii) determining whether the generated  
combinations have an acceptable percent mass  
redundancy, and if so, selecting the chosen  
possible subset as the selected subset.
- 20 15. A method as claimed in Claim 14 wherein the step of  
selecting is performed by a digital processor  
assembly.
- 25 16. A method for identifying a member of a mass-coded  
combinatorial library which is a ligand for a  
biomolecule, said mass-coded molecular library  
comprising compounds of the general formula  $XY_n$ ,  
wherein n is an integer from 2 to about 6, X is a

-104-

scaffold and each Y is, independently, a peripheral moiety, wherein said mass-coded combinatorial library is produced by reacting a scaffold precursor with a sufficient number of distinct peripheral moiety precursors such that there exist at least about 250 distinct combinations of n peripheral moieties derived from said peripheral moiety precursors, said method comprising the steps of:

- 5
- 10
- 15
- 20
- 25
- (a) contacting the biomolecule with the mass-coded molecular library, whereby members of the mass-coded molecular library which are ligands for the biomolecule bind to the biomolecule to form biomolecule-ligand complexes and members of the mass-coded library which are not ligands for the biomolecule remain unbound;
  - (b) separating the biomolecule-ligand complexes from the unbound members of the mass-coded molecular library;
  - (c) dissociating the biomolecule-ligand complexes; and
  - (d) determining the molecular mass of each ligand to identify the set of n peripheral moieties present in each ligand,

wherein the molecular mass of each ligand corresponds to a set of n peripheral moieties present in that ligand, thereby identifying a member of the mass-coded combinatorial library which is a ligand for the biomolecule.



-105-

17. The method of Claim 16 wherein the biomolecule is immobilized on a solid support.
18. The method of Claim 17 wherein the solid support is a water-insoluble matrix contained within a chromatographic column.  
5
19. The method of Claim 16 wherein a solution comprising the biomolecule is contacted with the mass-coded molecular library to form, if one or members of the mass-coded molecular library are ligands for the biomolecule, a solution comprising biomolecule-ligand complexes and unbound members of the mass-coded molecular library.  
10
20. The method of Claim 19 wherein the unbound members of the mass-coded molecular library are separated from the biomolecule-ligand complexes by directing the solution comprising biomolecule-ligand complexes and the unbound members of the mass-coded molecular library through a size exclusion chromatography column, whereby the unbound members of the mass-coded molecular library elute from said column after the biomolecule-ligand complexes.  
15  
20
21. The method of Claim 19 wherein the unbound members of the mass-coded molecular library are separated from the biomolecule-ligand complexes by contacting the solution comprising biomolecule-ligand complexes and  
25

-106-

- the unbound members of the mass-coded molecular library with a size-exclusion membrane, whereby the unbound compounds pass through said membrane and the biomolecule-ligand complexes do not pass through said membrane.
- 5
22. The method of Claim 16 wherein the biomolecule is a protein or a nucleic acid molecule.
23. A method for identifying a member of a mass-coded combinatorial library which is a ligand for a biomolecule and assessing the the effect of the binding of the ligand to the biomolecule, said mass-coded molecular library comprising compounds of the general formula  $XY_n$ , wherein n is an integer from 2 to about 6, X is a scaffold and each Y is, independently, a peripheral moiety, wherein said mass-coded combinatorial library is produced by reacting a scaffold precursor with a sufficient number of distinct peripheral moiety precursors such that there exist at least about 250 distinct combinations of n peripheral moieties derived from said peripheral moiety precursors, said method comprising the steps of:
- 10
- 15
- 20
- 25
- (a) contacting the biomolecule with the mass-coded molecular library, whereby members of the mass-coded molecular library which are ligands for the biomolecule bind to the biomolecule to form biomolecule-ligand complexes and members of the



-107-

- mass-coded library which are not ligands for the biomolecule remain unbound;
- (b) separating the biomolecule-ligand complexes from the unbound members of the mass-coded molecular library;
- (c) dissociating the biomolecule-ligand complexes;
- (d) determining the molecular mass of each ligand to identify the set of n peripheral moieties present in each ligand,
- wherein the molecular mass of each ligand corresponds to a set of n peripheral moieties present in that ligand, thereby identifying a member of the mass-coded combinatorial library which is a ligand for the biomolecule; and
- (e) assessing in an *in vitro* assay the effect of the binding of the ligand to the biomolecule on the function of the biomolecule.
24. The method of Claim 23 wherein the *in vitro* assay is a cell proliferation assay, a cell death assay or a viral replication assay.
25. The method of Claim 23 wherein the biomolecule is a protein or a nucleic acid molecule.
26. A method for identifying a member of a mass-coded combinatorial library which is a ligand for a biomolecule and assessing the the effect of the binding of the ligand to the biomolecule, said mass-

-108-

coded molecular library comprising compounds of the general formula  $XY_n$ , wherein  $n$  is an integer from 2 to about 6,  $X$  is a scaffold and each  $Y$  is, independently, a peripheral moiety, wherein said mass-coded  
5 combinatorial library is produced by reacting a scaffold precursor with a sufficient number of distinct peripheral moiety precursors such that there exist at least about 250 distinct combinations of  $n$  peripheral moieties derived from said peripheral  
10 moiety precursors, said method comprising the steps of:

- (a) contacting the biomolecule with the mass-coded molecular library, whereby members of the mass-coded molecular library which are ligands for the  
15 biomolecule bind to the biomolecule to form biomolecule-ligand complexes and members of the mass-coded library which are not ligands for the biomolecule remain unbound;
- (b) separating the biomolecule-ligand complexes from  
20 the unbound members of the mass-coded molecular library;
- (c) dissociating the biomolecule-ligand complexes;
- (d) determining the molecular mass of each ligand to identify the set of  $n$  peripheral moieties present  
25 in each ligand,

wherein the molecular mass of each ligand corresponds to a set of  $n$  peripheral moieties present in that ligand, thereby identifying a member of the mass-coded combinatorial library which is a ligand for the



-109-

biomolecule; and

(e) assessing in an *in vivo* assay the effect of the binding of the ligand to the biomolecule on the function of the biomolecule.

5 27. The method of Claim 26 wherein the effect of the binding of the ligand to the biomolecule on the function of the biomolecule is assessed in an animal model, in an organism or in a human.

10 28. The method of Claim 26 wherein the biomolecule is a protein or a nucleic acid molecule.

15 29. A method for identifying a member of a mass-coded molecular library which is a ligand for a biomolecule and bind to the biomolecule at the binding site of a known second ligand for the biomolecule, said mass-coded molecular library comprising compounds of the general formula  $XY_n$ , wherein  $n$  is an integer from 2 to about 6,  $X$  is a scaffold and each  $Y$  is, independently, a peripheral moiety, wherein said mass-coded molecular library is produced by reacting a scaffold precursor  
20 with a sufficient number of distinct peripheral moiety precursors such that there exist at least about 250 distinct combinations of  $n$  peripheral moieties derived from said peripheral moiety precursors, said method comprising the steps of:

25 (a) contacting the biomolecule with the mass-coded molecular library, whereby members of the mass-

-110-

- 5 coded molecular library which are ligands for the biomolecule bind to the biomolecule to form biomolecule-ligand complexes and members of the mass-coded library which are not ligands for the biomolecule remain unbound;
- 10 (b) separating the biomolecule-ligand complexes from the unbound members of the mass-coded molecular library;
- (c) contacting the biomolecule-ligand complexes with the second ligand to dissociate biomolecule-ligand complexes in which the ligand binds to the biomolecule at the binding site of the second ligand, thereby forming biomolecule-second ligand complexes and dissociated ligands;
- 15 (d) separating the dissociated ligands and biomolecule-ligand complexes; and
- (e) determining the molecular mass of each dissociated ligand,
- 20 wherein the molecular mass of each dissociated ligand corresponds to a set of peripheral moieties present in that ligand, thereby identifying a member of the mass-coded molecular library which is a ligand for the biomolecule and binds to the biomolecule at the binding site of the known second ligand for the biomolecule.
- 25
30. The method of Claim 29 wherein the second ligand is a polypeptide, a nucleic acid molecule or a cofactor.



-111-

31. The method of Claim 29 wherein wherein the biomolecule is immobilized on a solid support.
32. The method of Claim 31 wherein the solid support is a water-insoluble matrix contained within a chromatographic column.
- 5
33. The method of Claim 29 wherein the biomolecule is a protein or a nucleic acid molecule.
34. A method for identifying a member of a mass-coded combinatorial library which is a ligand for a first biomolecule but is not a ligand for a second biomolecule, said mass-coded molecular library comprising compounds of the general formula  $XY_n$ , wherein n is an integer from 2 to about 6, X is a scaffold and each Y is, independently, a peripheral moiety, wherein said mass-coded combinatorial library is produced by reacting a scaffold precursor with a sufficient number of distinct peripheral moiety precursors such that there exist at least about 250 distinct combinations of n peripheral moieties derived from said peripheral moiety precursors, said method comprising the steps of:
- 10
- 15
- 20
- 25
- (a) contacting the first biomolecule with the mass-coded molecular library, whereby members of the mass-coded molecular library which are ligands for the first biomolecule bind to the first biomolecule to form first biomolecule-ligand

-112-

- complexes and members of the mass-coded library which are not ligands for the first biomolecule remain unbound;
- 5 (b) separating the first biomolecule-ligand complexes from the unbound members of the mass-coded molecular library;
- (c) dissociating the first biomolecule-ligand complexes;
- 10 (d) determining the molecular mass of each ligand for the first biomolecule;
- (e) contacting the second biomolecule with the mass-coded molecular library, whereby members of the mass-coded molecular library which are ligands for the second biomolecule bind to the second biomolecule to form second biomolecule-ligand complexes and members of the mass-coded library which are not ligands for the second biomolecule remain unbound;
- 15 (f) separating the second biomolecule-ligand complexes from the unbound members of the mass-coded molecular library;
- 20 (g) dissociating the second biomolecule-ligand complexes;
- (h) determining the molecular mass of each ligand for the second biomolecule; and
- 25 (i) determining which molecular mass or masses determined in step (d) are not determined in step (h), thereby providing the molecular masses of members of the mass-coded combinatorial library



-113-

which are ligands for the first biomolecule but  
are not ligands for the second biomolecule,  
wherein the each molecular mass determined in step (i)  
corresponds to a set of n peripheral moieties present  
5 in a ligand for the first biomolecule which is not a  
ligand for the second biomolecule, thereby identifying  
a member of the mass-coded combinatorial library which  
are ligands for the first biomolecule but are not  
ligands for the second biomolecule.

- 10 35. The method of Claim 34 wherein the first and second  
biomolecules are each, independently, a protein or a  
nucleic acid molecule.
36. The method of Claim 35 wherein the first and second  
biomolecules are each a protein and amino acid  
15 sequence of the second biomolecule is derived from the  
amino acid sequence of the first biomolecule by  
insertion, deletion or substitution of one or more  
amino acid residues.
- 20 37. The method of Claim 35 wherein the first biomolecule  
is a first protein and the second biomolecule is a  
second protein, said first and second proteins having  
the same amino acid sequence, wherein said first and  
second proteins have different posttranslational  
modifications.

-114-

38. The method of Claim 37 wherein the first protein differs from the second protein in extent of phosphorylation, glycosylation or ubiquitination.
39. The method of Claim 35 wherein the second biomolecule  
5 is a complex of the first biomolecule with a ligand.
40. The method of Claim 35 wherein the first and second biomolecules are each immobilized on a solid support.
41. The method of Claim 40 wherein the solid support is a water-insoluble matrix contained within a  
10 chromatographic column.
42. The method of Claim 35 wherein a solution comprising the first biomolecule is contacted with the mass-coded molecular library to form a solution comprising first biomolecule-ligand complexes and unbound members of  
15 the mass-coded molecular library and a solution comprising the second biomolecule is contacted with the mass-coded molecular library to form a solution comprising second biomolecule-ligand complexes and unbound members of the mass-coded molecular library.
- 20 43. The method of Claim 42 wherein the unbound members of the mass-coded molecular library are separated from the second biomolecule-ligand complexes by directing the solution comprising second biomolecule-ligand complexes and the unbound members of the mass-coded



-115-

molecular library through a size exclusion chromatography column, whereby the unbound members of the mass-coded molecular library elute from said column after the second biomolecule-ligand complexes.

- 5 44. The method of Claim 42 wherein the unbound members of the mass-coded molecular library are separated from the second biomolecule-ligand complexes by contacting the solution comprising second biomolecule-ligand complexes and the unbound members of the mass-coded  
10 molecular library with a size-exclusion membrane, whereby the unbound compounds pass through said membrane and the second biomolecule-ligand complexes do not pass through said membrane.
- 15 45. A method for identifying a member of a mass-coded combinatorial library which is a ligand for a first biomolecule but is not a ligand for a second biomolecule, said mass-coded molecular library comprising compounds of the general formula  $XY_n$ , wherein  $n$  is an integer from 2 to about 6,  $X$  is a  
20 scaffold and each  $Y$  is, independently, a peripheral moiety, wherein said mass-coded combinatorial library is produced by reacting a scaffold precursor with a sufficient number of distinct peripheral moiety precursors such that there exist at least about 250  
25 distinct combinations of  $n$  peripheral moieties derived from said peripheral moiety precursors, said method comprising the steps of:

-116-

- 5 (a) contacting the second biomolecule with the mass-coded molecular library, whereby members of the mass-coded molecular library which are ligands for the second biomolecule bind to the second biomolecule to form second biomolecule-ligand complexes and members of the mass-coded library which are not ligands for the second biomolecule remain unbound;
- 10 (b) separating the second biomolecule-ligand complexes from the unbound members of the mass-coded molecular library;
- 15 (c) contacting the first biomolecule with the unbound members of the mass-coded molecular library of step (b), whereby members of the mass-coded molecular library which are ligands for the first biomolecule bind to the first biomolecule to form first biomolecule-ligand complexes and members of the mass-coded library which are not ligands for the first biomolecule remain unbound;
- 20 (d) dissociating the first biomolecule-ligand complexes;
- (e) determining the molecular mass of each ligand for the first biomolecule;
- 25 wherein each molecular mass determined in step (e) corresponds to a set of n peripheral moieties present in a ligand for the first biomolecule which is not a ligand for the second biomolecule, thereby identifying a member of the mass-coded combinatorial library which is a ligand for the first biomolecule but are is not a



-117-

ligand for the second biomolecule.

46. The method of Claim 45 wherein the first and second biomolecules are each, independently, a protein or a nucleic acid molecule.
- 5 47. The method of Claim 45 wherein the second biomolecule is immobilized on a solid support.
48. The method of Claim 47 wherein the solid support is a water-insoluble matrix contained within a chromatographic column.
- 10 49. Apparatus for producing a mass-coded set of compounds of the general formula  $X(Y)_n$ , wherein X is a scaffold, n is from 2 to about 6, and each Y is, independently, a peripheral moiety, comprising  
15 a digital processor assembly for selecting a peripheral moiety precursor subset from a peripheral moiety precursor set, said subset comprising a sufficient number of peripheral moiety precursors that there exist at least about 250 distinct combinations of n peripheral moieties derived from said subset,  
20 wherein at least about 90% of said combinations of n peripheral moieties derived from said subset have molecular mass sums which are distinct from the molecular mass sums of all other combinations of n peripheral moieties derived from said subset.

-118-

50. Apparatus as claimed in Claim 49 wherein the digital processor assembly employs a routine executed by a digital processor to:
- 5 (a) choose every set of two different peripheral moiety precursors from the peripheral moiety precursor set, said choosing performed in a manner such that for each set of two, if the two peripheral moiety precursors have equal molecular masses then one of the two is removed forming a  
10 remaining set;
  - 15 (b) from the remaining set, choose every set of four peripheral moiety precursors, including for a given set of four, removing one of the four peripheral moiety precursors if a sum of the molecular masses of a first two precursors in the  
20 given set of four equals a sum of the molecular masses of a second two precursors in the given set of four peripheral moiety precursors, said choosing forming a remainder set;
  - 25 (c) from the remainder set, choose every set of six different peripheral moiety precursors, including for a given set of six, removing one of the six peripheral moiety precursors if a sum of the molecular masses of a first three precursors in the given set of six equals a sum of the  
molecular masses of a second three precursors in the given set of six, said choosing forming a working selection set of peripheral moiety precursors from which to select a desired subset;



-119-

and

- (d) from the working selection set, choose a desired subset so as to provide the selected subset by
- (i) choosing a possible selected subset from the working selection set,
  - (ii) from the chosen possible subset, generating all possible combinations of n peripheral moiety precursors, and
  - (iii) determining whether the generated combinations have an acceptable percent mass redundancy, and if so, selecting the chosen possible subset as the selected subset.

5

10

1/5

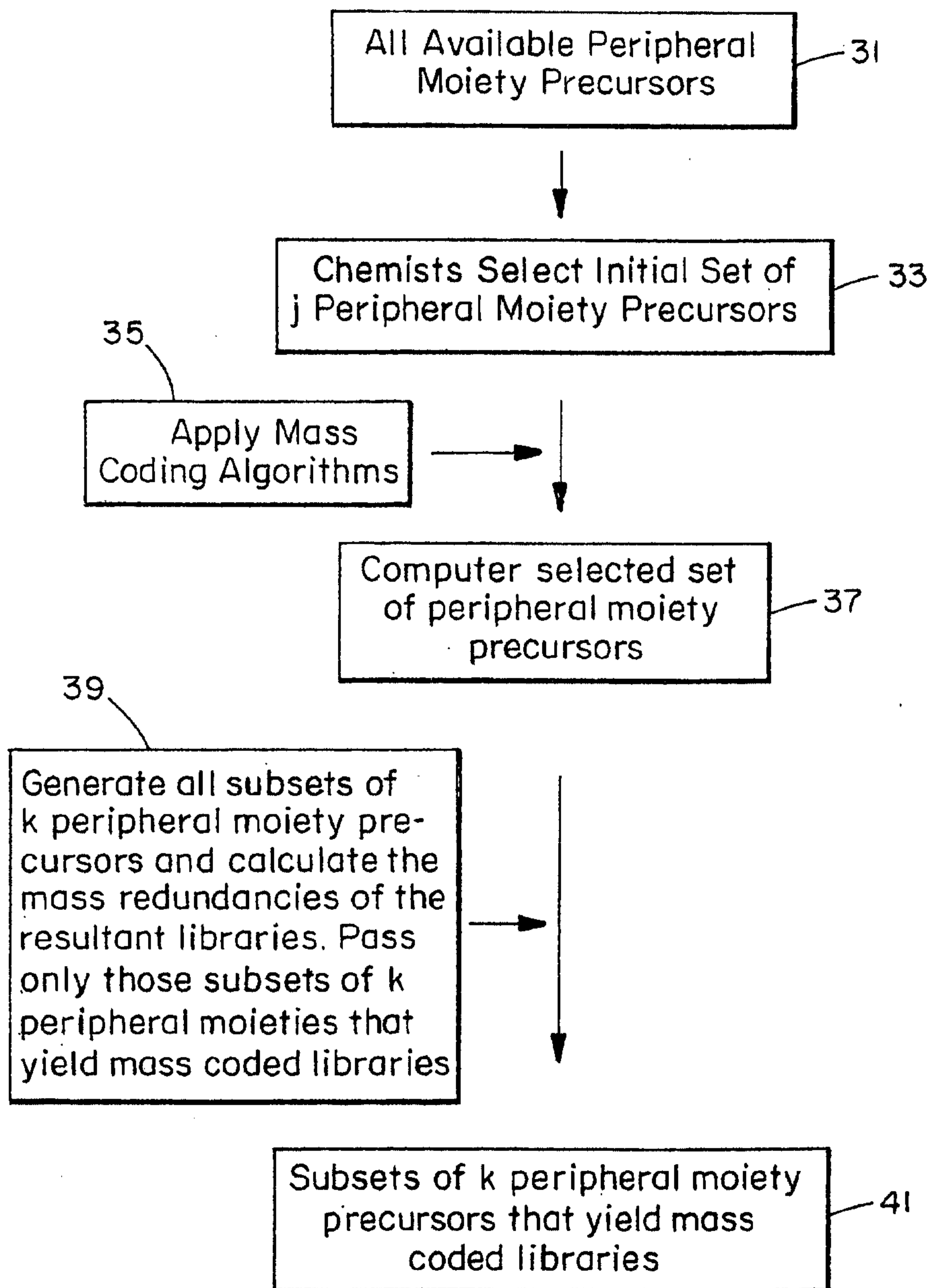


FIG. IA



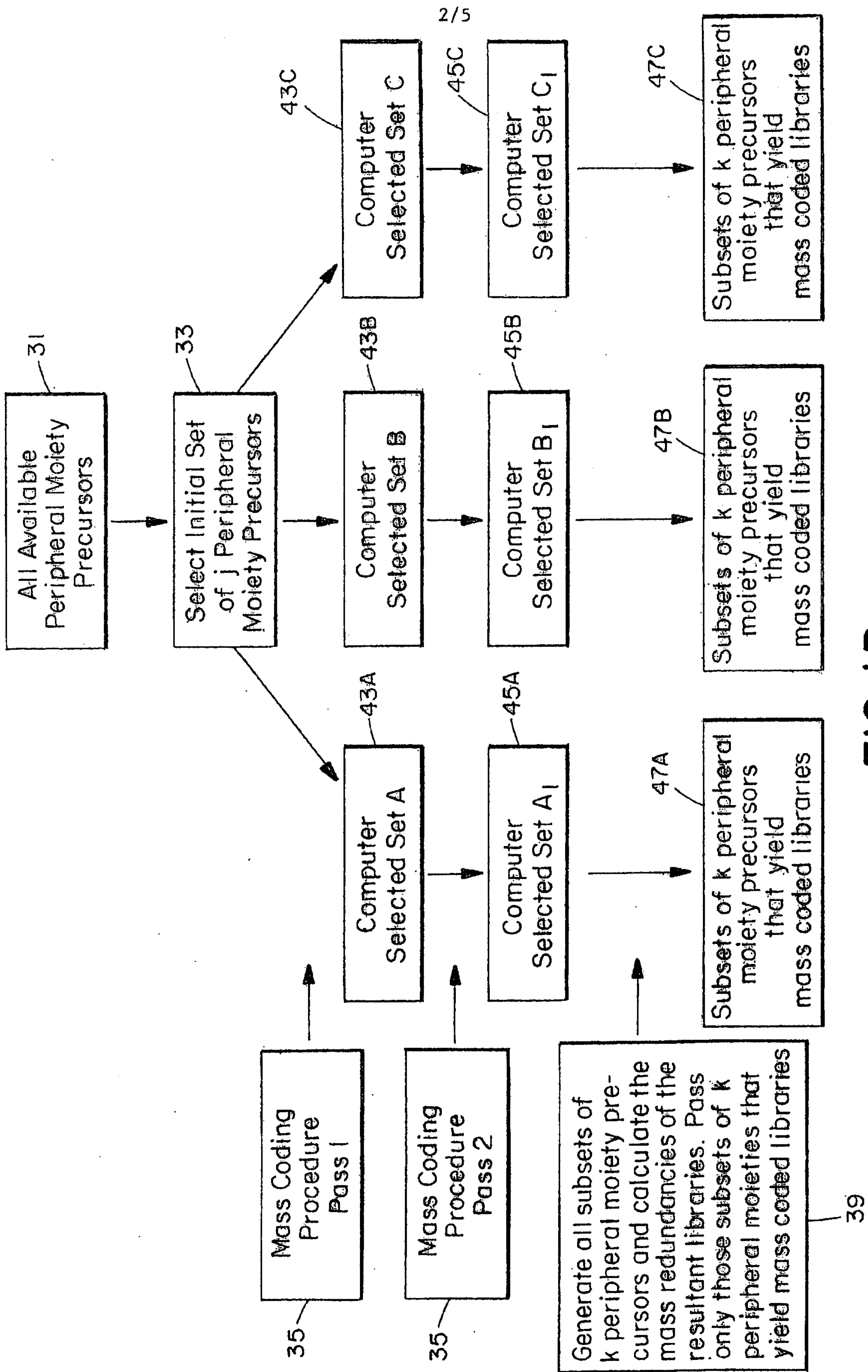
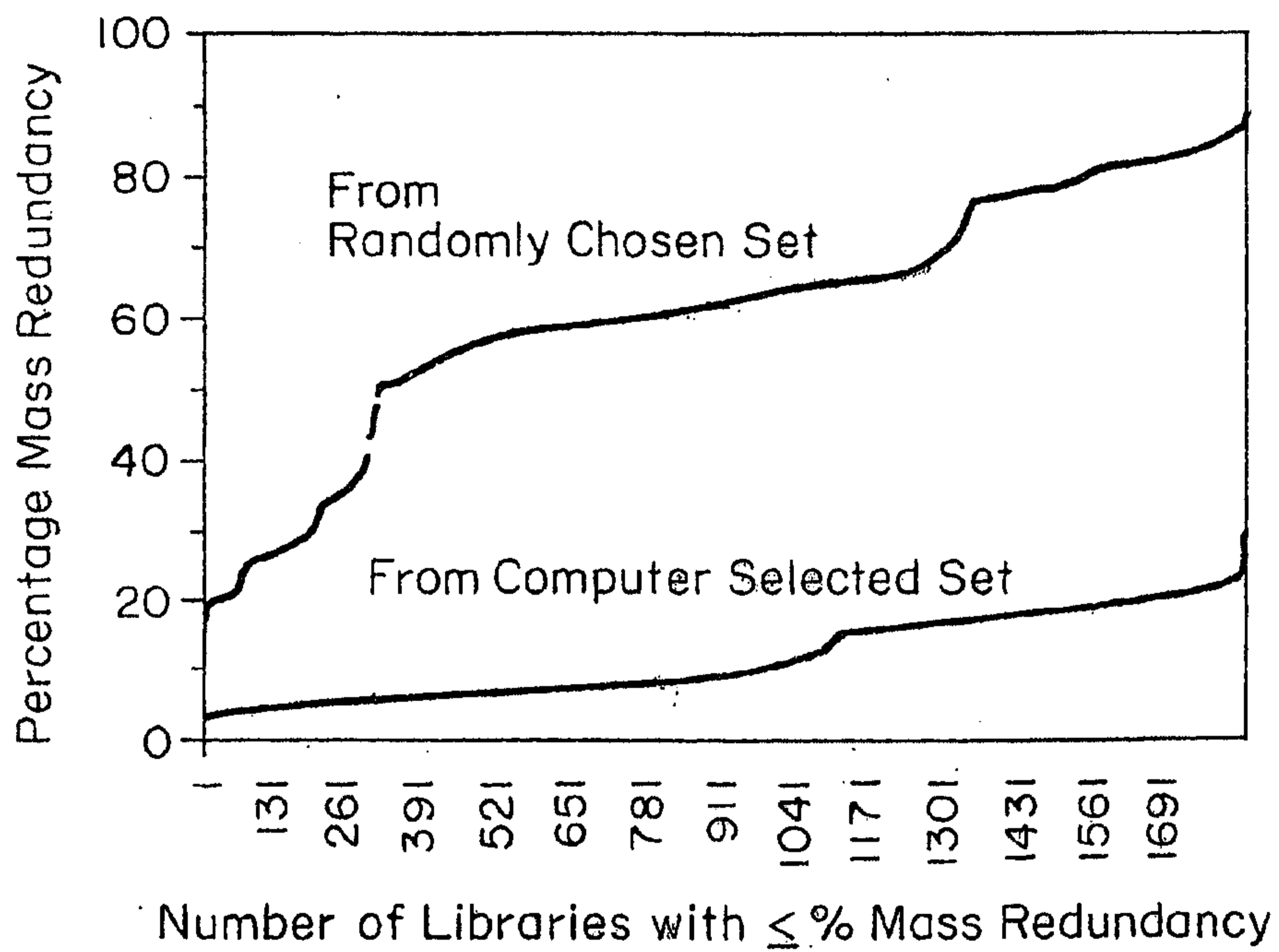


FIG. 1B

**FIG. 2C**



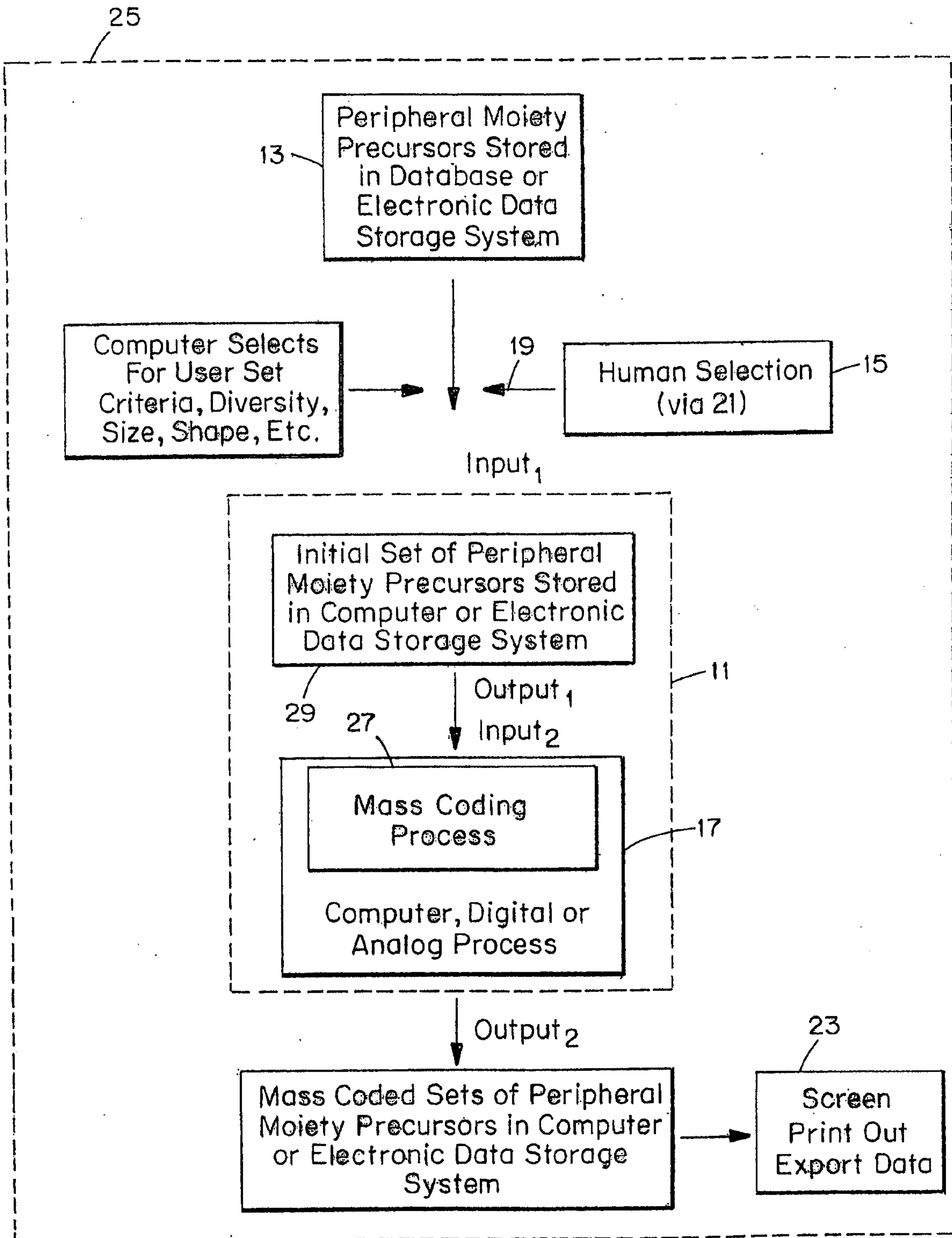


FIG. 3