



(72) CULLINAN, GEORGE JOSEPH, US

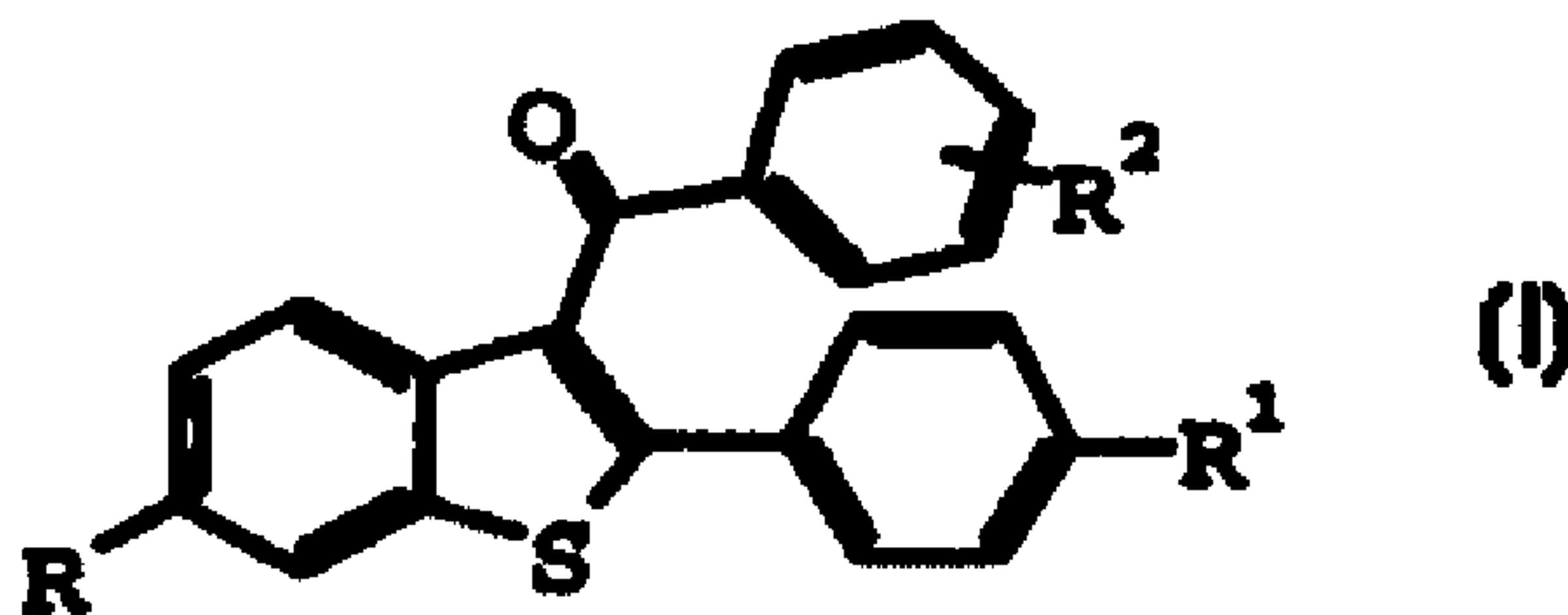
(71) ELI LILLY AND COMPANY, US

(51) Int.Cl.⁶ C07D 333/52, C07D 333/56, A61K 31/38

(30) 1997/11/14 (60/065,852) US

(54) **2-ARYL-3-AROYLBENZO[B]THIOPHENES UTILES POUR LE
TRAITEMENT DU SYNDROME DE LA CARENCE EN
ESTROGENES**

(54) **2-ARYL-3-AROYLBENZO[B]THIOPHENES USEFUL FOR THE
TREATMENT OF ESTROGEN DEPRIVATION SYNDROME**



(57) Procédés qui sont utiles pour inhiber divers états pathologiques associés au syndrome de la carence en estrogènes, dont l'ostéoporose et l'hyperlipidémie, à l'aide de composés de formule (I).

(57) This invention provides methods which are useful for the inhibition of the various medical conditions associated with estrogen deprivation syndrome including osteoporosis and hyperlipidemia utilizing compounds of formula (I).

PCT

WORLD INTELLECTUAL PROPERTY ORGANIZATION
International Bureau

INTERNATIONAL APPLICATION PUBLISHED UNDER THE PATENT COOPERATION TREATY (PCT)

<p>(51) International Patent Classification ⁶ : C07D 333/52, 333/56, A61K 31/38</p>	<p>A1</p>	<p>(11) International Publication Number: WO 99/25706 (43) International Publication Date: 27 May 1999 (27.05.99)</p>
<p>(21) International Application Number: PCT/US98/23712 (22) International Filing Date: 9 November 1998 (09.11.98) (30) Priority Data: 60/065,852 14 November 1997 (14.11.97) US (71) Applicant (for all designated States except US): ELI LILLY AND COMPANY [US/US]; Lilly Corporate Center, Indianapolis, IN 46285 (US). (72) Inventor; and (75) Inventor/Applicant (for US only): CULLINAN, George, Joseph [US/US]; 1663 West 725 South, Trafalgar, IN 46181 (US). (74) Agents: SALES, James, J. et al.; Eli Lilly and Company, Lilly Corporate Center, Indianapolis, IN 46285 (US).</p>		<p>(81) Designated States: AL, AM, AU, AZ, BA, BB, BG, BR, BY, CA, CN, CU, CZ, EE, GD, GE, GH, GM, HR, HU, ID, IL, IS, JP, KE, KG, KP, KR, KZ, LC, LK, LR, LS, LT, LV, MD, MG, MK, MN, MW, MX, NO, NZ, PL, RO, RU, SD, SG, SI, SK, SL, TJ, TM, TR, TT, UA, UG, US, UZ, VN, YU, ZW, ARIPO patent (GH, GM, KE, LS, MW, SD, SZ, UG, ZW), Eurasian patent (AM, AZ, BY, KG, KZ, MD, RU, TJ, TM), OAPI patent (BF, BJ, CF, CG, CI, CM, GA, GN, GW, ML, MR, NE, SN, TD, TG).</p> <p>Published With international search report.</p>
<p>(54) Title: 2-ARYL-3-AROYLBENZO[B]THIOPHENES USEFUL FOR THE TREATMENT OF ESTROGEN DEPRIVATION SYNDROME</p>		
<p>(I)</p>		
<p>(57) Abstract</p> <p>This invention provides methods which are useful for the inhibition of the various medical conditions associated with estrogen deprivation syndrome including osteoporosis and hyperlipidemia utilizing compounds of formula (I).</p>		

2-ARYL-3-AROYLBENZO[b]THIOPHENES USEFUL FOR THE TREATMENT
OF ESTROGEN DEPRIVATION SYNDROME

Field of the Invention

5 This invention relates to the fields of
pharmaceutical and organic chemistry and provides 2-
arylbenzo[b]thiophenes which are useful for the
inhibition of the various estrogen deficient conditions.

10 **Background of the Invention**

"Estrogen deprivation syndrome" is a term used to
describe various pathological conditions which frequently
affect women who have insufficient levels of the hormone
estrogen. The most common cause of estrogen deprivation
15 in women is the natural cessation of menses with age,
i.e., menopause. Additionally, non-natural circumstances
including surgical ovariectomy, chemotherapy causing the
cessation of hormone production or pharmacologic action,
and the like, may induce estrogen deprivation. Although
20 numerous pathologies are contemplated by the use of this
term, two major effects of estrogen deprivation syndrome
are the source of the greatest long-term medical concern:
osteoporosis and cardiovascular effects, especially
hyperlipidemia.

25 Osteoporosis describes a group of diseases which
arise from diverse etiologies, but are all characterized
by the net loss of bone mass per unit volume. The
consequence of this loss of bone mass is the failure of
the skeleton to provide adequate structural support for
30 the body i.e. bone fracture. One of the most common
types of osteoporosis is that associated with menopause.
Most women lose from about 20% to about 60% of the bone
mass in the trabecular compartment of the bone within 3
to 6 years after the cessation of menses. This rapid
35 loss is generally associated with an overall increase of
the bone resorption and bone formation cycle where the
resorptive cycle is more dominant. The obvious result is

a net loss of bone mass. Osteoporosis is a common and serious disease among post-menopausal women.

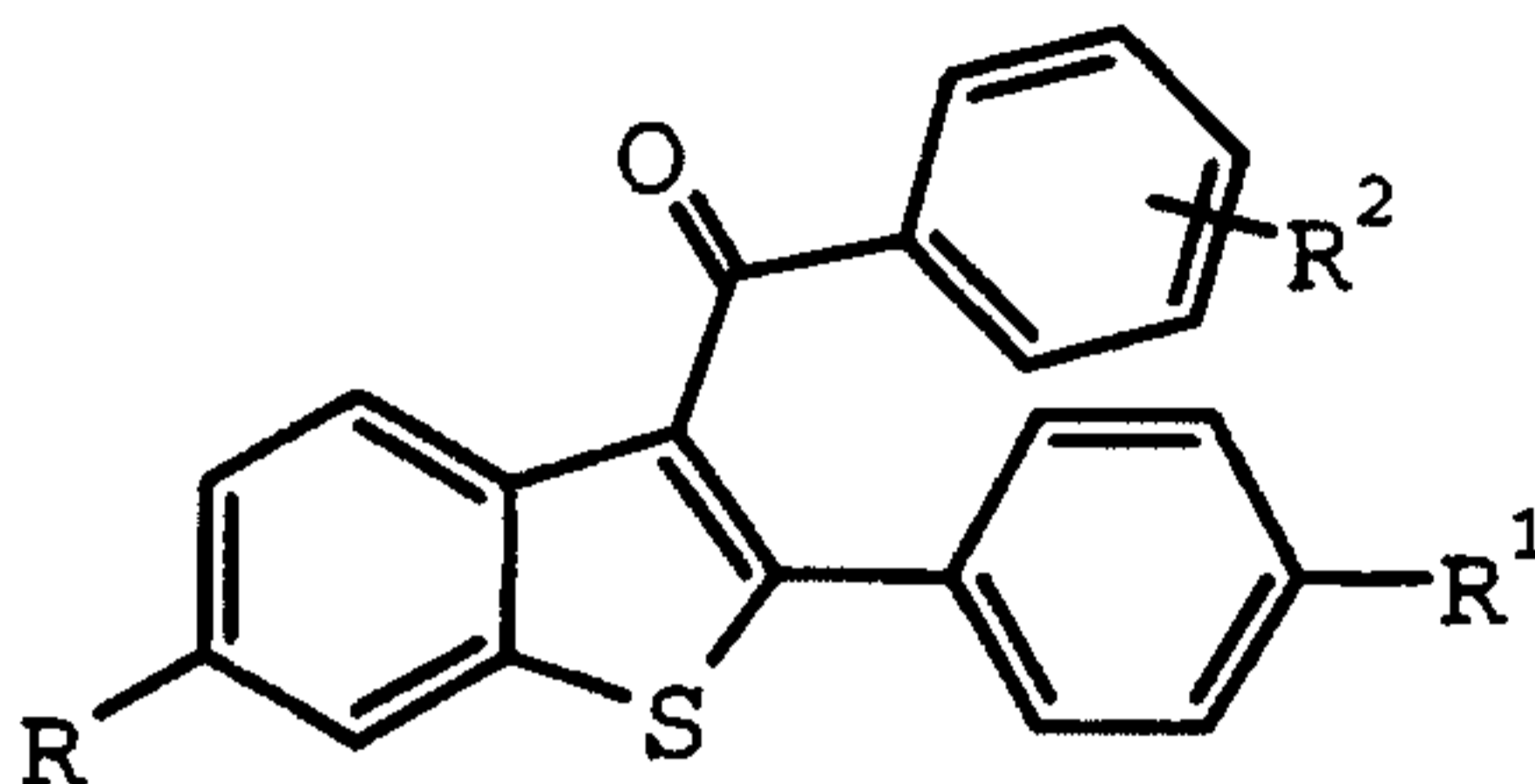
There are an estimated 25 million women in the United States, alone, who are afflicted with this disease. The results of osteoporosis are personally harmful and also account for a large economic loss due its chronicity and the need for extensive and long term support (hospitalization and nursing home care) from the disease sequelae. This is especially true in more elderly patients. Additionally, although osteoporosis is not generally thought of as a life threatening condition, a 20% to 30% mortality rate is attributed to hip fractures in elderly women. A large percentage of this mortality rate can be directly associated with post-menopausal osteoporosis.

Throughout pre-menopausal time, most women have less incidence of cardiovascular disease than age-matched men. Following menopause, however, the rate of cardiovascular disease in women slowly increases to match the rate seen in men. This loss of protection has been linked to the loss of estrogen and, in particular, to the loss of estrogen's ability to regulate the levels of serum lipids. The nature of estrogen's ability to regulate serum lipids is not well understood, but evidence to date indicates that estrogen can upregulate the low density lipid (LDL) receptors in the liver to remove excess cholesterol. Additionally, estrogen appears to have some effect on the biosynthesis of cholesterol, and other beneficial effects on cardiovascular health.

Although estrogen replacement therapy is often prescribed for the estrogen deprivation syndrome, it suffers from poor patient compliance as many women object to some of the side-effects and the inconvenience of the pharmaceutical forms of the medication. For example, 17- β -estradiol is often administered via a transdermal patch, due to its poor oral absorption. As a result, a

majority of women cease taking estrogen within the first year of beginning estrogen replacement therapy.

Compounds of formula I:



I;

where:

10 R and R¹ are independently hydrogen, hydroxy, C₁-C₄ alkoxy, C₃-C₆ cycloalkoxy, OCH₂Ar, OCO(C₁-C₆ alkyl), OCOAr;

Ar is phenyl or substituted phenyl; and

15 R² is hydrogen, chlorine, bromine, hydroxy, C₁-C₆ alkoxy, C₃-C₆ cycloalkoxy, OCH₂Ar, OCO(C₁-C₆ alkyl), OCOAr; or

a solvate thereof;

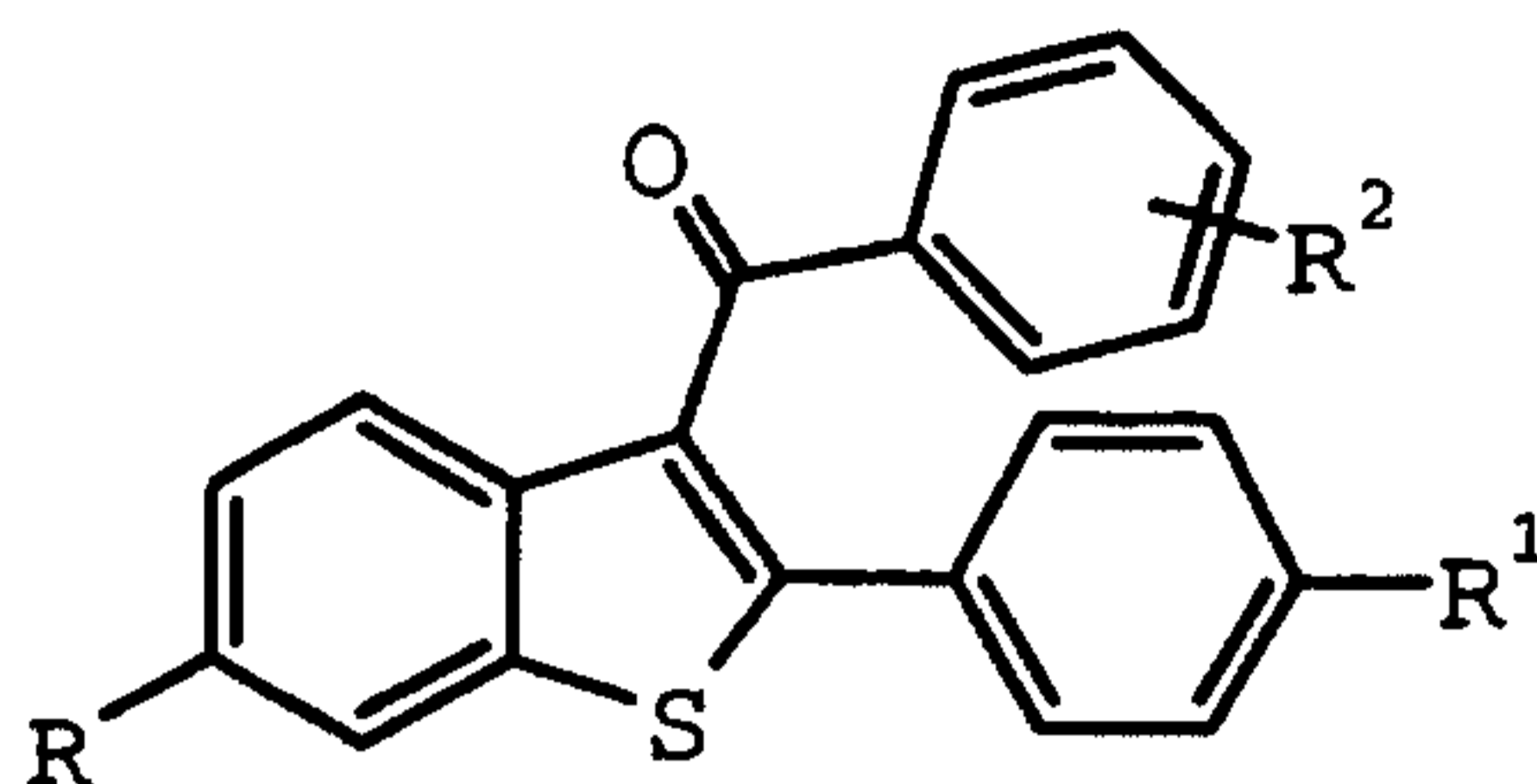
are known as chemical intermediates to oral pharmaceutical agents, e.g. raloxifene hydrochloride.

20 The present invention concerns the discovery of utilities newly attributed to compounds of formula I, namely, that they are agents useful in inhibiting estrogen deprivation syndrome.

SUMMARY OF THE INVENTION

25 The current invention provides methods for inhibiting estrogen deprivation syndrome in mammals which includes administering to a mammal in thereof an effective amount of a compound of formula I:

4

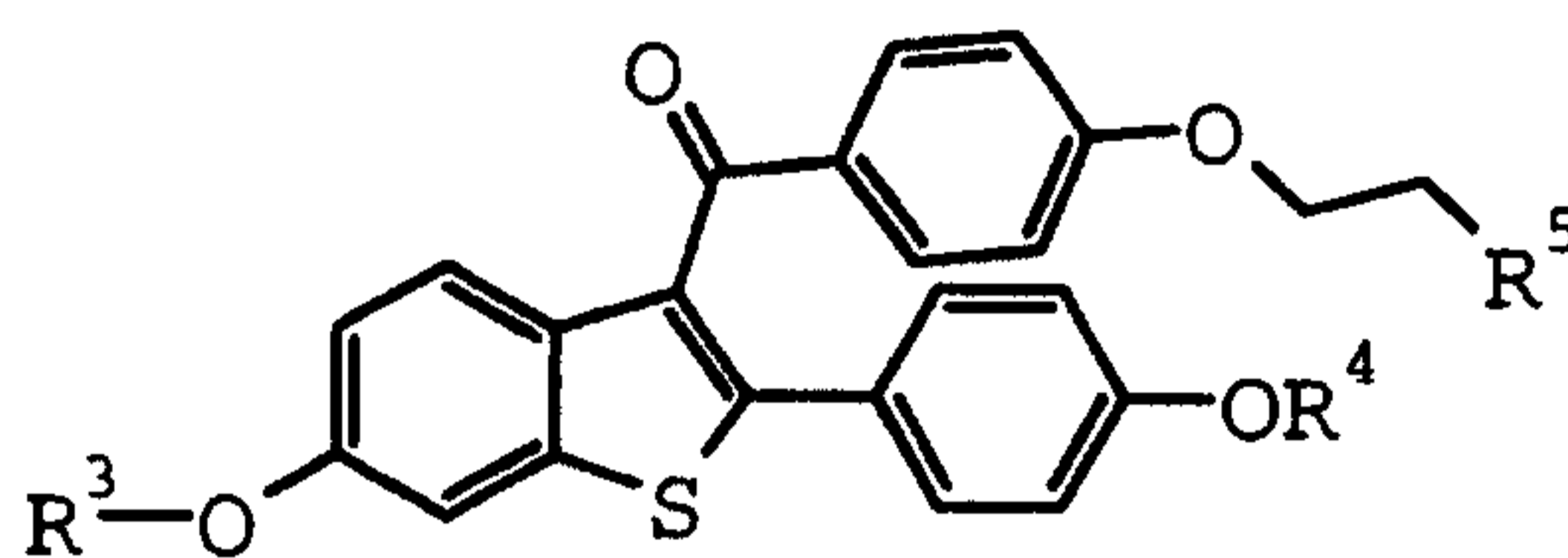


I;

where:

- 5 R and R¹ are independently hydrogen, hydroxy, C₁-C₆ alkoxy, OCH₂Ar, OCO(C₁-C₆ alkyl), OCOAr;
 Ar is phenyl or substituted phenyl; and
 R² is hydrogen, chlorine, bromine, hydroxy, C₁-C₆ alkoxy, OCH₂Ar, OCO(C₁-C₆ alkyl), OCOAr; or
 10 a solvate thereof.

Additionally, the current invention provides methods for inhibiting estrogen deprivation syndrome which includes administering to a mammal in need thereof an effective amount of a compound of formula I and a
 15 compound of formula II:



II;

20 where:

- R³ and R⁴ are independently hydrogen, C₁-C₆ alkyl, CO(C₁-C₆ alkyl), or COAr;
 R⁵ is pyrrolidin-1-yl, piperidin-1-yl, or hexamethyleneimin-1-yl;
 25 where the nitrogen of the R⁵ group is optionally the N-oxide; or
 a pharmaceutical salt or solvate thereof.

Furthermore, the present invention concerns pharmaceutical formulations, comprising a compound of formula I, or compounds of formula I and II, and pharmaceutical excipients, diluents, or carriers.

5

DETAILED DESCRIPTION OF THE INVENTION

General terms used in the description of compounds, methods, and formulations herein bear their usual meanings. For example, "C₁-C₄ alkyl" refers to methyl, ethyl, propyl, iso-propyl, cyclopropyl, n-butyl, s-butyl, t-butyl, and cyclobutyl. The term "C₁-C₆ alkyl" encompasses those listed for C₁-C₄ alkyl in addition to monovalent, straight, branched, or cyclic aliphatic chains of 5 or 6 carbon atoms including pentyl, cyclopentyl, hexyl, 2-methyl pentyl, cyclohexyl, and the like. The term "C₁-C₄ alkoxy" refers to methoxy, ethoxy, n-propoxy, iso-propoxy, cyclopropoxy, n-butoxy, s-butoxy, t-butoxy, and cyclobutoxy. The term "C₁-C₆ alkoxy" encompasses those listed for C₁-C₄ alkoxy in addition to straight, branched, or cyclic aliphatic chains of 5 or 6 carbon atoms which are attached through a monovalent oxygen atom and include but are not limited to, pentoxy, cyclopentoxy, hexoxy, 2-methylpentoxy, cyclohexoxy, and the like.

The term "halide" refers to chloride, bromide, or iodide.

The term "substituted phenyl" refers to a phenyl group having one to three substituents selected from the group consisting of C₁-C₆ alkyl, C₁-C₄ alkoxy, hydroxy, nitro, chloro, fluoro, or tri(chloro or fluoro)methyl.

Although the free-base form of formula II compounds can be used in the methods of the present invention, it is preferred to prepare and use a pharmaceutical salt form. Typical pharmaceutical salts include those salts prepared by reaction of the compounds of formula II with

a mineral or organic acid. Such salts are known as acid addition salts. Thus, the term "pharmaceutical salt" refers to acid addition salts of a compound of formula II which are substantially non-toxic at the doses administered and are commonly known in the pharmaceutical literature. See e.g. Berge, S.M, Bighley, L.D., and Monkhouse, D.C., *J. Pharm. Sci.*, 66, 1, 1977. The pharmaceutical salts generally have enhanced solubility characteristics compared to the compound from which they are derived, and thus are often more amenable for use in pharmaceutical formulations.

Examples of pharmaceutical salts are the iodide, acetate, phenylacetate, trifluoroacetate, acrylate, ascorbate, benzoate, chlorobenzoate, dinitrobenzoate, hydroxybenzoate, methoxybenzoate, methylbenzoate, o-acetoxybenzoate, naphthalene-2-benzoate, bromide, isobutyrate, phenylbutyrate, g-hydroxybutyrate, b-hydroxybutyrate, butyne-1,4-dioate, hexyne-1,4-dioate, hexyne-1,6-dioate, caproate, caprylate, chloride, cinnamate, citrate, decanoate, formate, fumarate, glycollate, heptanoate, hippurate, lactate, malate, maleate, hydroxymaleate, malonate, mandelate, mesylate, nicotinate, isonicotinate, nitrate, oxalate, phthalate, terephthalate, phosphate, monohydrogenphosphate, dihydrogenphosphate, metaphosphate, pyrophosphate, propiolate, propionate, phenylpropionate, salicylate, sebacate, succinate, suberate, sulfate, bisulfate, pyrosulfate, sulfite, bisulfite, sulfonate, benzenesulfonate, p-bromophenylsulfonate, chlorobenzenesulfonate, propanesulfonate, ethanesulfonate, 2-hydroxyethanesulfonate, methanesulfonate, naphthalene-1-sulfonate, naphthalene-2-sulfonate, p-toluenesulfonate, xylenesulfonate, tartarate, and the like of a compound of formula II.

The term "solvate" represents an aggregate that comprises one or more molecules of the solute, such as a compound of formula I or II, with one or more molecules

of solvent. Such solvent molecules would be those commonly used in the pharmaceutical literature, which are known to be non-detrimental to the recipient, e.g., water and ethanol.

5

The term "thermodynamic base" refers to a base which provides a reversible deprotonation of an acidic substrate, or is employed as a proton trap when a proton is a byproduct of a reaction, and is reactive enough to effect the desired reaction without significantly effecting any undesired reactions. Examples of thermodynamic bases include, but are not limited to, carbonates, bicarbonates, and hydroxides (e.g. lithium, sodium, or potassium carbonate, bicarbonate, or hydroxide), tri-(C₁-C₄ alkyl)amines, or aromatic nitrogen containing heterocycles (e.g. pyridine).

The term "estrogen deprivation syndrome" contemplates those pathologies and conditions brought about by the loss of ovarian function (either natural, surgically, or chemically induced) and specifically to the loss of the ovarian hormones, especially estrogen. Since loss of estrogen is causative for the symptoms of the syndrome, each of those symptoms responds to the replacement of the lost estrogen hormone through the administration of the compounds of the current invention. Thus, the compounds and methods of the current invention would be useful and beneficial in treating or preventing estrogen deficiency symptoms, which include but are not limited to the following: osteoporosis, hyperlipidemia, atherosclerosis, vasomotor abnormalities (hot flashes), auto-immune diseases, skin and hair abnormalities, cardio-vascular disease and degeneration, dementia and Alzheimer's disease, depression, weight gain or loss, certain types and conditions of diabetes, inappropriate healing and tissue repair, vaginal atrophy, urinary incontinence, sequelae of abnormal regulation of estrogen

30
35

controlled genes, *intra alia*. It should be recognized that not all patients being treated for estrogen deprivation syndrome symptoms will necessarily have all the various pathologies listed, *supra*, thus, the specific
5 use of the compounds and methods of the current invention may vary depending on the idiosyncratic nature and severity of those symptoms.

The terms "inhibit" or "inhibiting" mean prohibiting, treating, alleviating, ameliorating,
10 halting, restraining, slowing or reversing the progression, or reducing the severity of a pathological symptom related to or resultant from estrogen deprivation syndrome. As such, these methods include both medical therapeutic (acute) and/or prophylactic (prevention)
15 administration as appropriate.

As used herein, the term "effective amount" means an amount of compound or compounds of the present invention which is capable of inhibiting the symptoms of the various pathological conditions and symptoms, herein
20 described.

By "pharmaceutical formulation," "pharmaceutical carrier," "pharmaceutical diluent," and "pharmaceutical excipient" it is meant that in a formulation containing a compound of formula I or a formulation containing a
25 combination of a compound of formula I and II, the carrier, diluent, excipients, and salt are compatible with the other ingredients of the formulation, and not deleterious to the recipient thereof.

30 While all of the compounds of the present invention are useful, certain of the compounds are particularly interesting and are preferred. For example, compounds of formula I where R, R¹, and R² are independently hydroxy or methoxy are preferred. More preferred are the
35 compounds of formula I where R, R¹, and R² are each hydroxy. Most preferred is the compound of formula I

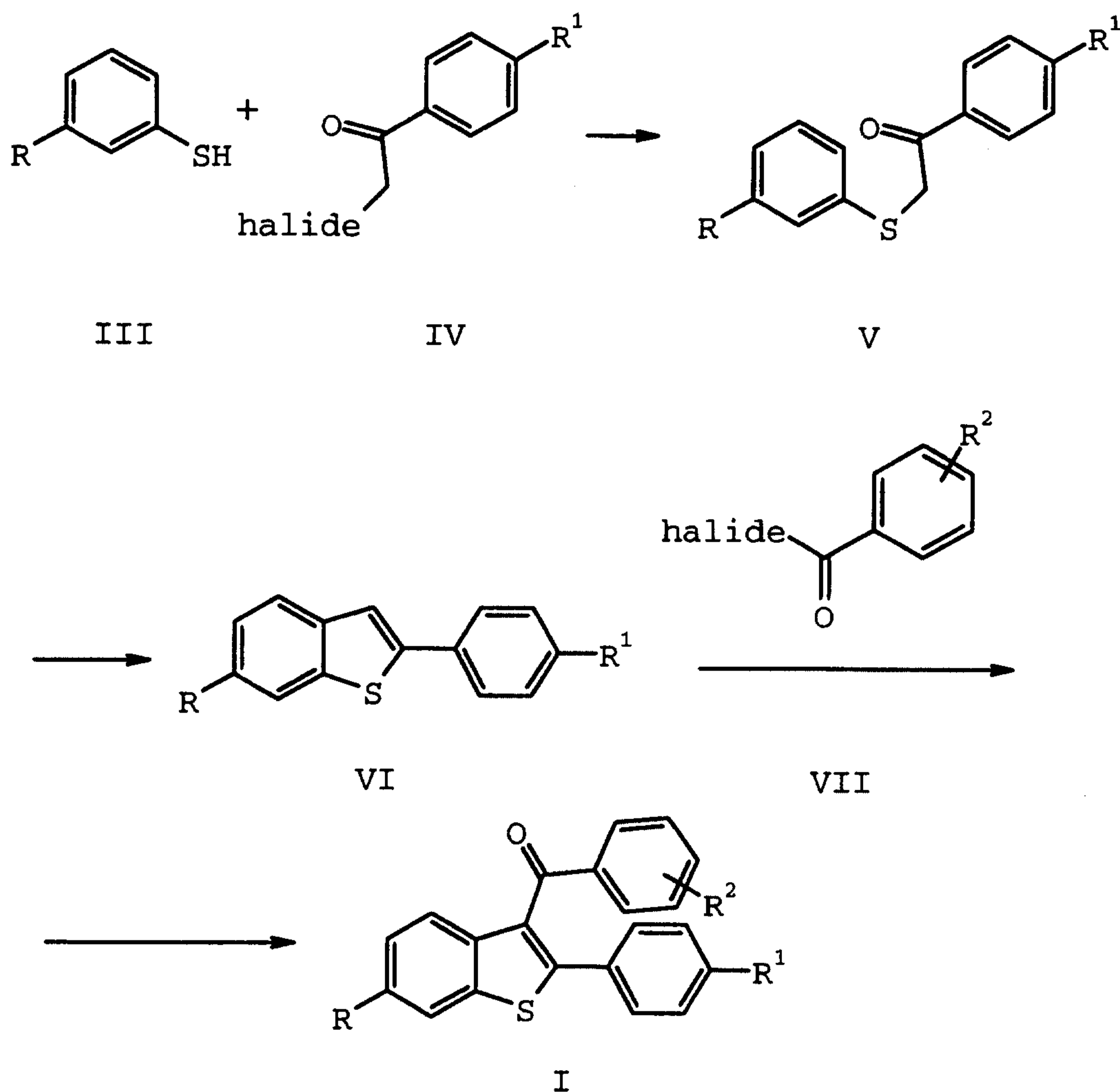
where R² is in the 4-position of the benzoyl ring and R, R¹, and R² are each hydroxy i.e. 2-(4-hydroxyphenyl)-3-(4-hydroxybenzoyl)-6-hydroxybenzo[b]thiophene. In addition, the hydrochloride salt of the compound of
5 formula II where R³ and R⁴ are both hydrogen, and R⁵ is piperidin-1-yl is particularly preferred. This compound of formula II is [2-(4-hydroxyphenyl)-6-hydroxybenzo[b]thien-3-yl][4-[2-(1-piperidinyl)ethoxy]phenyl]methanone hydrochloride i.e.
10 Raloxifene hydrochloride.

While all the formulations and methods employing a combination of a compound of formula I and II are useful, the possible combinations employing the preferred compounds listed above are particularly interesting and
15 preferred. Most preferred is the combination of 2-(4-hydroxyphenyl)-3-(4-hydroxybenzoyl)-6-hydroxybenzo[b]thiophene and Raloxifene hydrochloride.

The compounds of formula I may be prepared from compounds of formula III and IV as illustrated in Scheme
20 1 below where R, R¹, and R² are as described *supra*.

10

Scheme 1



5 Compounds of formula III may be S-alkylated with a phenacyl halide of formula IV. Such S-alkylations are carried out in a solvent in the presence of a thermodynamic base at temperatures between 0°C and 100°C for one to twenty-four hours. A preferred solvent and
 10 base are typically ethanol and potassium hydroxide respectively. The reaction is preferably performed at ambient temperature for one to three hours. A preferred halide for the compound of formula IV is bromide.

15 The resulting compounds of formula V are cyclized to the compounds of formula VI by treatment with an acid in a suitable solvent at a temperature between 50°C and

200°C for one to twenty-four hours. A preferred solvent and acid is polyphosphoric acid.

The compounds of formula VI are then acylated with an acid halide of formula VII. Such acylations occur
5 under standard Friedel-Crafts conditions, which are well known in the art, see e.g. Olah, *Friedel-Crafts and Related Reactions*, Interscience Publ., New York, London, and Sidney, 1963. In general, such acylations are carried out in inert solvents, in the presence of a Lewis
10 acid catalyst, at temperatures between 0°C to 100°C for one to twenty-four hours. 1,2-dichloroethane is typically a preferred solvent. A preferred reaction temperature and time is usually 0°C to 10°C for one to three hours. A preferred halide for the compound of
15 formula VII is chloride and a preferred Lewis acid catalyst is typically aluminum chloride.

When any or all of R, R¹ and R² is to be hydroxy, it is preferred that the above sequence be performed with a compound of formula III, IV, and/or VII where any or all
20 of R, R¹, and R² is C₁-C₆ alkoxy, OCH₂Ar, OCO(C₁-C₆ alkyl), or COAr. The compounds of formula I where any or all of R, R¹, or R² are hydroxy may then be prepared after the acylation step by removing the C₁-C₆ alkyl, CH₂Ar, CO(C₁-C₆ alkyl), or COAr moieties (protecting groups) from the
25 resulting compounds of formula I. Methods for removing these protecting groups may be found in the Examples section which follows or in Chapter 2 of "Protective Groups in Organic Synthesis, 2nd Edition, T. H. Greene, et al., John Wiley & Sons, New York, 1991. Furthermore,
30 methods for selective removal of protecting groups may also be found in the Examples section and in the Greene reference cited above.

For further instruction on the preparation of compounds of formula I see U.S. Patent No.'s 4,133,814,
35 5,514,703, 5,514,704, and 5,532,382 the teachings of each are herein incorporated by reference.

The compounds of formula II which are not N-oxides, and their pharmaceutical salts, may also be prepared as taught in the previously incorporated U.S. Patents in addition to U.S. Patent No.'s 4,418,068, 5,393,763, and 5,629,425, and PCT publication #US97/04259, the teachings of which each are herein incorporated by reference.

The compounds of formula II which are N-oxides may be prepared by dissolving or suspending a compound of formula II which is not an N-oxide in dilute aqueous solutions of hydrogen peroxide with a co-solvent such as methanol or ethanol. Reaction conditions for this reaction may range from ambient temperature to 100°C and in duration from 24 to 72 hours. It should be noted that care must be taken in selecting the oxidizing agent and that many commonly used agents, e.g., chromic anhydride, potassium permanganate, and the like, capable of oxidizing the nitrogen can not be used, since they would also oxidize the sulfur of the benzo[b]thiophene. Thus, a milder agent such as hydrogen peroxide is preferred.

The optimal time for performing the reactions described herein can be determined by monitoring the progress of the reaction via conventional chromatographic techniques. Furthermore, it is preferred to conduct the reactions of the invention under an inert atmosphere, such as, for example, argon, or, particularly, nitrogen. Choice of solvent is generally not critical so long as the solvent employed is inert to the ongoing reaction and sufficiently solubilizes the reactants to effect the desired reaction. Intermediate and final products may be purified, if desired by common techniques such as recrystallization or chromatography over solid supports such as silica gel or alumina.

Compounds of formula III, IV, and VII are either commercially available or may be prepared by methods well known in the art.

The discussion of the synthesis is not intended to be limiting to the scope of the present invention, and should not be so construed. Application of the above chemistry enables the synthesis of the compounds of formula I, which includes, but is not limited to:

2-(4-methoxyphenyl)-3-(4-methoxybenzoyl)-6-methoxybenzo[b]thiophene;

2-(4-hydroxyphenyl)-3-(4-methoxybenzoyl)-6-hydroxybenzo[b]thiophene;

2-(4-methoxyphenyl)-3-(4-methoxybenzoyl)-6-hydroxybenzo[b]thiophene;

2-(4-hydroxyphenyl)-3-(4-methoxybenzoyl)-6-methoxybenzo[b]thiophene;

2-(4-methoxyphenyl)-3-(4-hydroxybenzoyl)-6-methoxybenzo[b]thiophene;

2-(4-hydroxyphenyl)-3-(4-hydroxybenzoyl)-6-methoxybenzo[b]thiophene;

2-(4-methoxyphenyl)-3-(4-hydroxybenzoyl)-6-hydroxybenzo[b]thiophene;

2-(4-hydroxyphenyl)-3-(4-hydroxybenzoyl)-6-hydroxybenzo[b]thiophene;

2-(4-acetoxyphenyl)-3-(4-methoxybenzoyl)-6-acetoxybenzo[b]thiophene;

2-(4-acetoxyphenyl)-3-(4-acetoxybenzoyl)-6-acetoxybenzo[b]thiophene;

2-(4-methoxyphenyl)-3-(4-benzoyloxybenzoyl)-6-methoxybenzo[b]thiophene;

2-(4-acetoxyphenyl)-3-(4-methoxybenzoyl)-6-methoxybenzo[b]thiophene;

2-(4-cyclopentoxyphenyl)-3-(4-hydroxybenzoyl)-6-cyclopentoxybenzo[b]thiophene; and the like.

Formulations and methods employing both a compound of formula I and II include, but are not limited to, the following combinations of the two compounds:

- 2-(4-methoxyphenyl)-3-(4-methoxybenzoyl)-6-methoxybenzo[b]thiophene and [2-(4-hydroxyphenyl)-6-hydroxybenzo[b]thien-3-yl][4-[2-(1-piperidinyl)ethoxy]phenyl]methanone hydrochloride
- 5 2-(4-hydroxyphenyl)-3-(4-methoxybenzoyl)-6-methoxybenzo[b]thiophene and [2-(4-hydroxyphenyl)-6-hydroxybenzo[b]thien-3-yl][4-[2-(1-piperidinyl)ethoxy]phenyl]methanone hydrochloride
- 10 2-(4-methoxyphenyl)-3-(4-methoxybenzoyl)-6-hydroxybenzo[b]thiophene and [2-(4-hydroxyphenyl)-6-hydroxybenzo[b]thien-3-yl][4-[2-(1-piperidinyl)ethoxy]phenyl]methanone hydrochloride
- 15 2-(4-methoxyphenyl)-3-(4-hydroxybenzoyl)-6-methoxybenzo[b]thiophene and [2-(4-hydroxyphenyl)-6-hydroxybenzo[b]thien-3-yl][4-[2-(1-piperidinyl)ethoxy]phenyl]methanone hydrochloride
- 20 2-(4-methoxyphenyl)-3-(4-hydroxybenzoyl)-6-hydroxybenzo[b]thiophene and [2-(4-hydroxyphenyl)-6-hydroxybenzo[b]thien-3-yl][4-[2-(1-piperidinyl)ethoxy]phenyl]methanone hydrochloride
- 25 2-(4-hydroxyphenyl)-3-(4-methoxybenzoyl)-6-hydroxybenzo[b]thiophene and [2-(4-hydroxyphenyl)-6-hydroxybenzo[b]thien-3-yl][4-[2-(1-piperidinyl)ethoxy]phenyl]methanone hydrochloride
- 30 2-(4-hydroxyphenyl)-3-(4-hydroxybenzoyl)-6-hydroxybenzo[b]thiophene and [2-(4-hydroxyphenyl)-6-hydroxybenzo[b]thien-3-yl][4-[2-(1-piperidinyl)ethoxy]phenyl]methanone hydrochloride
- 35 2-(4-hydroxyphenyl)-3-(4-hydroxybenzoyl)-6-hydroxybenzo[b]thiophene and [2-(4-hydroxyphenyl)-6-hydroxybenzo[b]thien-3-yl][4-[2-(1-piperidinyl)ethoxy]phenyl]methanone N-oxide

2-(4-acetoxyphenyl)-3-(4-hydroxybenzoyl)-6-acetoxybenzo[b]thiophene and [2-(4-hydroxyphenyl)-6-hydroxybenzo[b]thien-3-yl][4-[2-(1-pyrolidinyl)ethoxy]phenyl]methanone hydrochloride; and
5 the like.

The following Preparations and Examples further illustrate the synthesis of the compounds of the present invention. The examples are not intended to be limiting
10 to the scope of the invention in any respect, and should not be so construed. The terms and abbreviations used in the instant preparations and examples have their normal meanings unless otherwise designated. For example "°C", "N", "mmol", "g", "mL", "M", "HPLC", "mp", "EA", "MS",
15 and "¹H-NMR", refer to degrees Celsius, normal or normality, millimole or millimoles, gram or grams, milliliter or milliliters, molar or molarity, high performance liquid chromatography, melting point, elemental analysis, mass spectrum, and proton nuclear
20 magnetic resonance respectively.

Preparations

Preparation 1

25 2-(3-Methoxyphenylthio)-4'-Methoxyacetophenone

3-Methoxythiophenol (50.0 g, 0.356 mol) was dissolved in 700 mL of ethanol. To this mixture was added (20 g, 0.36 mol) of potassium hydroxide pellets. A total of (82.5 g, 0.36 mol) of 2-bromo-4'-
30 methoxyacetophenone was added in small portions to keep the temperature of the reaction at approximately 25°C. The reaction was allowed to proceed at ambient temperature for three hours. The reaction was terminated by evaporation of the alcohol, which resulted in
35 obtaining a brown oil. The oil was partitioned between 2 L of water and 1.5 L of diethylether. The ether layer

chloride (5.07 g 38 mmol). The reaction was allowed to proceed at 0°C for two hours and was terminated by pouring into ice-water. The organic layer was separated and aqueous layer extracted with chloroform. The organic layers were combined, washed with saturated aqueous sodium bicarbonate and water, dried over magnesium sulfate, and filtered. The volatiles were removed by evaporation yielding a yellow oil, which was dissolved in 500 mL of methanol and 15 mL of 5N sodium hydroxide and refluxed until the methanol had evaporated (thirty minutes). The resulting oil was dissolved in diethylether, washed with brine, and evaporated. This yielded 14.6 g of a yellow oil which was purified by chromatography. This yielded 13.9 g of the title compound as a yellow oil. EA calculated for C₂₄H₂₀O₄S: C, 71.25; H, 4.98; O, 15.82; S, 7.93. Found: C, 71.25; H, 4.90; O, 15.78; S, 7.65. MS(EI): m/e=404 (M⁺).

Example 2

20 2-(4-Hydroxyphenyl)-3-(4-Methoxybenzoyl)-6-Hydroxybenzo[b]thiophene

2-(4-Methoxyphenyl)-3-(4-methoxybenzoyl)-6-methoxybenzo[b]thiophene (53 g, 131 mmol) was dissolved in chloroform and cooled to 10°C. To this stirring mixture was added boron tribromide (75 g, 296 mmol) and the reaction was allowed to proceed for twenty-four hours at ambient temperature. The reaction was terminated by pouring into water. The organic layer was separated, filtered, and evaporated to dryness. The residue was dissolved in benzene, filtered, and evaporated to dryness. The crude product was further purified by chromatography on a silica gel column eluting with diethylether-benzene (9:1) and then rechromatographed on alumina eluting with diethylether followed by a methanol-ether (1:9) wash and evaporation of the solvents to yield

5.8g of the title compound. mp 138°C-140°C. EA
calculated for C₂₂H₁₆O₄S: C, 70.20; H, 4.28; O, 17.00.
Found: C, 70.46; H, 4.50; O, 16.87.

5

Example 3

2-(4-Methoxyphenyl)-3-(4-Hydroxybenzoyl)-6-
Methoxybenzo[b]thiophene

2-(4-Methoxyphenyl)-3-(4-Methoxybenzoyl)-6-
10 Methoxybenzo[b]thiophene (19.8 g, 49 mmol) was dissolved
in dimethylformamide and sodium hydride (10 g of a 50%
oil dispersion) was added. The reaction was cooled and
ethylmercaptan (12.4 g) was added slowly. The reaction
was warmed to 65°C-70°C until the reaction was complete.
15 The volatiles were removed by evaporation, water was
added to the reaction mixture, and the resulting mixture
was extracted with ethyl acetate. The ethyl acetate
extracts were washed with water and evaporated to
dryness. The residue was chromatographed on a silica gel
20 column eluting with 1500 mL of benzene-ethyl acetate
(99:1), then benzene-ethyl acetate (97:3). The fractions
containing the title compound were evaporated to dryness
and the residue was crystallized from benzene to give
10.7 g of the title compound. mp 114°C-116°C. EA
25 calculated for C₂₃H₁₈O₄S: C, 70.75; H, 4.64; O, 16.39.
Found: C, 70.88; H, 4.50; O, 16.11.

Example 4

2-(4-Hydroxyphenyl)-3-(4-Hydroxybenzoyl)-6-
30 Hydroxybenzo[b]thiophene

2-(4-Methoxyphenyl)-3-(4-methoxybenzoyl)-6-
methoxybenzo[b]thiophene was converted to the title
compound by the procedure of Example 2.

35

The examples given below demonstrating the utility of the current invention are given for the purpose of illustration and should not be considered limiting in any way. The experimental model used in this demonstration is a model developed to mimic two of the major pathologies associated with human estrogen deprivation, i.e., hyperlipidemia and osteoporosis.

General Procedure

Seventy-five day old female Sprague Dawley rats (weight range of 200g to 225g) are obtained from Charles River Laboratories (Portage, MI). The animals are either bilaterally ovariectomized (OVX) or exposed to a Sham surgical procedure at Charles River Laboratories, and then shipped after one week. Upon arrival, they are housed in metal hanging cages in groups of 3 or 4 per cage and have *ad libitum* access to food (calcium content approximately 0.5%) and water for one week. Room temperature is maintained at $22.2^{\circ} \pm 1.7^{\circ}$ C with a minimum relative humidity of 40%. The photoperiod in the room is 12 hours light and 12 hours dark.

Dosing Regimen Tissue Collection

After a one week acclimation period (two weeks post-OVX) daily dosing with test compound or 17- α -ethynyl estradiol is initiated. The doses are given orally, unless otherwise stated, as a suspension in 1% carboxymethylcellulose or dissolved in 20% cyclodextrin. Animals are dosed daily for 4 days. Following the dosing regimen, animals are weighed and anesthetized with a ketamine: Xylazine (2:1, V:V) mixture and a blood sample is collected by cardiac puncture. The animals are then sacrificed by asphyxiation with CO₂, the uterus was removed through a midline incision, and a wet uterine weight was determined.

Hyperlipidemia (Cholesterol Analysis)

Blood samples are allowed to clot at ambient temperature for 2 hours, and serum is obtained following centrifugation for 10 minutes at 3000 rpm. Serum
5 cholesterol is determined using a Boehringer Mannheim Diagnostics high performance cholesterol assay. Briefly, the cholesterol is oxidized to cholest-4-en-3-one and hydrogen peroxide. The hydrogen peroxide is then reacted with phenol and 4-aminophenazone in the presence of
10 peroxidase to produce a p-quinone imine dye, which is read spectrophotometrically at 500 nm. Cholesterol concentration is then calculated against a standard curve. The entire assay is automated using a Biomek Automated Workstation.

15 Representative compounds of the present invention reduced serum cholesterol compared to the ovariectomized control animals.

Osteoporosis

20 Following the General Procedure, infra, the rats are treated daily for 35 days (6 rats per treatment group) and sacrificed by carbon dioxide asphyxiation on the 36th day. The 35 day time period is sufficient to allow maximal reduction in bone density, measured as described
25 herein. At the time of sacrifice, the uteri are removed, dissected free of extraneous tissue, and the fluid contents are expelled before determination of wet weight in order to confirm estrogen deficiency associated with complete ovariectomy. Uterine weight is routinely
30 reduced about 75% in response to ovariectomy. The uteri are then placed in 10% neutral buffered formalin to allow for subsequent histological analysis.

The right femurs are excised and digitized x-rays generated and analyzed by an image analysis program (NIH
35 image) at the distal metaphysis. The proximal aspect of the tibiae from these animals are also scanned by quantitative computed tomography.

In accordance with the above procedures, representative compounds of the present invention and ethynyl estradiol (EE₂) in 20% hydroxypropyl β -cyclodextrin are orally administered to test animals and demonstrate a positive result, *i.e.*, a reduction in the loss of bone mineral density.

The specific dose of a compound of formula I will, of course, be determined by the particular circumstances surrounding the case. Similarly, the route of administration is a factor determined by the specifics of each case. Thus, the exact dose and route of administration are best determined by the attending physician. A typical daily dose of a compound of formula I would contain a nontoxic dosage level of from about 0.001 mg to about 800 mg/day. Preferred daily doses generally will be from about 0.001 mg to about 60 mg/day. Such a dosage may be given as a single dose or may be divided into two or three separate doses per day as necessary.

As mentioned, *supra*, the compounds of formula I may be used with a compound of formula II. Again, the exact amounts of the two agents (formula I and II compounds) may vary depending the nature of the symptoms to be treated as well as the patient's medical status. In general, such combinations would include 0.001 mg to 60 mg of a compound of formula I and 1.0 to 120 mg of a compound of formula II. A preferred combination would be one comprising 0.001 to 1 mg of a compound of formula I and 59 to 59.999 mg of a compound of formula II. A more preferred combination would be one comprising 0.001 to 0.1 mg of a compound of formula I and 59.9 to 59.999 mg of a compound of formula II. An even more preferred combination would comprise 0.001 to 0.1 mg of a preferred compound of formula I (where R, R¹, and R² are independently hydroxy or methoxy) and 59.9 to 59.999 mg

of Raloxifene hydrochloride. Most preferred is the combination which comprises 0.001 to 0.1 mg of a the most preferred compound of formula I (where R, R¹, and R² are each hydroxy) and 59.9 to 59.999 mg of Raloxifene hydrochloride.

The compounds of this invention can be administered by a variety of routes including oral, rectal, transdermal, buccal, aerosol, topical, ophthalmic, subcutaneous, intravenous, intramuscular, intranasal, and the like. These compounds preferably are formulated prior to administration, the selection of which will be decided by the attending physician. Thus, another aspect of the present invention is a pharmaceutical formulation comprising an effective amount of a compound of Formula I or a pharmaceutical formulation comprising an effective amount of a compound of formula I and II, or a pharmaceutical salt thereof, and a pharmaceutical carrier, diluent, or excipient. The total active ingredients in such formulations comprises from 0.1% to 99.9% by weight of the formulation.

Pharmaceutical formulations of the present invention can be prepared by procedures known in the art using well known and readily available ingredients. For example, the compounds of formula I, or the compounds of formula I and II, can be formulated with common excipients, diluents, or carriers, and formed into tablets, capsules, suspensions, powders, and the like. Examples of excipients, diluents, and carriers that are suitable for such formulations include the following: fillers and extenders such as starch, sugars, mannitol, and silicic derivatives; binding agents such as carboxymethyl cellulose and other cellulose derivatives, alginates, gelatin, and polyvinyl-pyrrolidone; moisturizing agents such as glycerol; disintegrating agents such as calcium carbonate and sodium bicarbonate; agents for retarding dissolution such as paraffin; resorption accelerators

such as quaternary ammonium compounds; surface active agents such as cetyl alcohol, glycerol monostearate; adsorptive carriers such as kaolin and bentonite; and lubricants such as talc, calcium and magnesium stearate, and solid polyethyl glycols.

The compounds also can be formulated as elixirs or solutions for convenient oral administration or as solutions appropriate for parenteral administration, for example, by intramuscular, subcutaneous or intravenous routes. Additionally, the compounds are well suited to formulation as sustained release dosage forms and the like. The formulations can be so constituted that they release the active ingredient only or preferably in a particular physiological location, possibly over a period of time. The coatings, envelopes, and protective matrices may be made, for example, from polymeric substances or waxes.

Formulation Examples

The following formulation examples are illustrative only and are not intended to limit the scope of the present invention in any way.

Formulation 1: Gelatin Capsules

Hard gelatin capsules are prepared using the following:

Ingredient	Quantity (mg/capsule)
Compound of formula I	0.001 - 200
Starch, NF	0 - 650
Starch flowable powder	0 - 650
Silicone fluid 350 centistokes	0 - 15

The formulation above may be changed in compliance with the reasonable variations provided.

Formulation 2: Tablets

A tablet formulation is prepared using the ingredients below:

Ingredient	Quantity (mg/tablet)
Compound of formula I	0.001 - 200
Cellulose, microcrystalline	200 - 650
Silicon dioxide, fumed	10 - 650
Stearate acid	5 - 15

5

The components are blended and compressed to form tablets.

Formulation 3: Tablets

10

Tablets each containing 2.5 - 1000 mg of active ingredient are made up as follows:

Ingredient	Quantity (mg/tablet)
Compound of formula I	0.001 - 200
Starch	45
Cellulose, microcrystalline	35
Polyvinylpyrrolidone (as 10% solution in water)	4
Sodium carboxymethyl cellulose	4.5
Magnesium stearate	0.5
Talc	1

15 The active ingredient, starch, and cellulose are passed through a No. 45 mesh U.S. sieve and mixed thoroughly. The solution of polyvinylpyrrolidone is mixed with the resultant powders which are then passed through a No. 14 mesh U.S. sieve. The granules so produced are dried at 50°-60° C and passed through a No. 18 mesh U.S. sieve. The sodium carboxymethyl starch, 20 magnesium stearate, and talc, previously passed through a No. 60 U.S. sieve, are then added to the granules which,

after mixing, are compressed on a tablet machine to yield tablets.

Formulation 4: Suspensions

5 Suspensions each containing 0.1 - 1000 mg of medicament per 5 ml dose are made as follows:

Ingredient	Quantity (mg/5 ml)
Compound of formula I	0.001 - 200 mg
Sodium carboxymethyl cellulose	50 mg
Syrup	1.25 mg
Benzoic acid solution	0.10 mL
Flavor	q.v.
Color	q.v.
Purified water to	5 mL

10 The medicament is passed through a No. 45 mesh U.S. sieve and mixed with the sodium carboxymethyl cellulose and syrup to form a smooth paste. The benzoic acid solution, flavor, and color are diluted with some of the water and added, with stirring. Sufficient water is then added to produce the required volume.

15

Formulation 5: Combination Tablets

Ingredient	Quantity (mg/tablet)
Compound of formula I	0.001 - 1
Compound of Formula II	59 -59.999
Starch	45
Cellulose, microcrystalline	35
Polyvinylpyrrolidone (as 10% solution in water)	4
Sodium carboxymethyl cellulose	4.5
Magnesium stearate	0.5
Talc	1

5 The active ingredient, starch, and cellulose are
passed through a No. 45 mesh U.S. sieve and mixed
thoroughly. The solution of polyvinylpyrrolidone is
mixed with the resultant powders which are then passed
through a No. 14 mesh U.S. sieve. The granules so
10 produced are dried at 50°-60° C and passed through a No.
18 mesh U.S. sieve. The sodium carboxymethyl starch,
magnesium stearate, and talc, previously passed through a
No. 60 U.S. sieve, are then added to the granules which,
after mixing, are compressed on a tablet machine to yield
tablets.

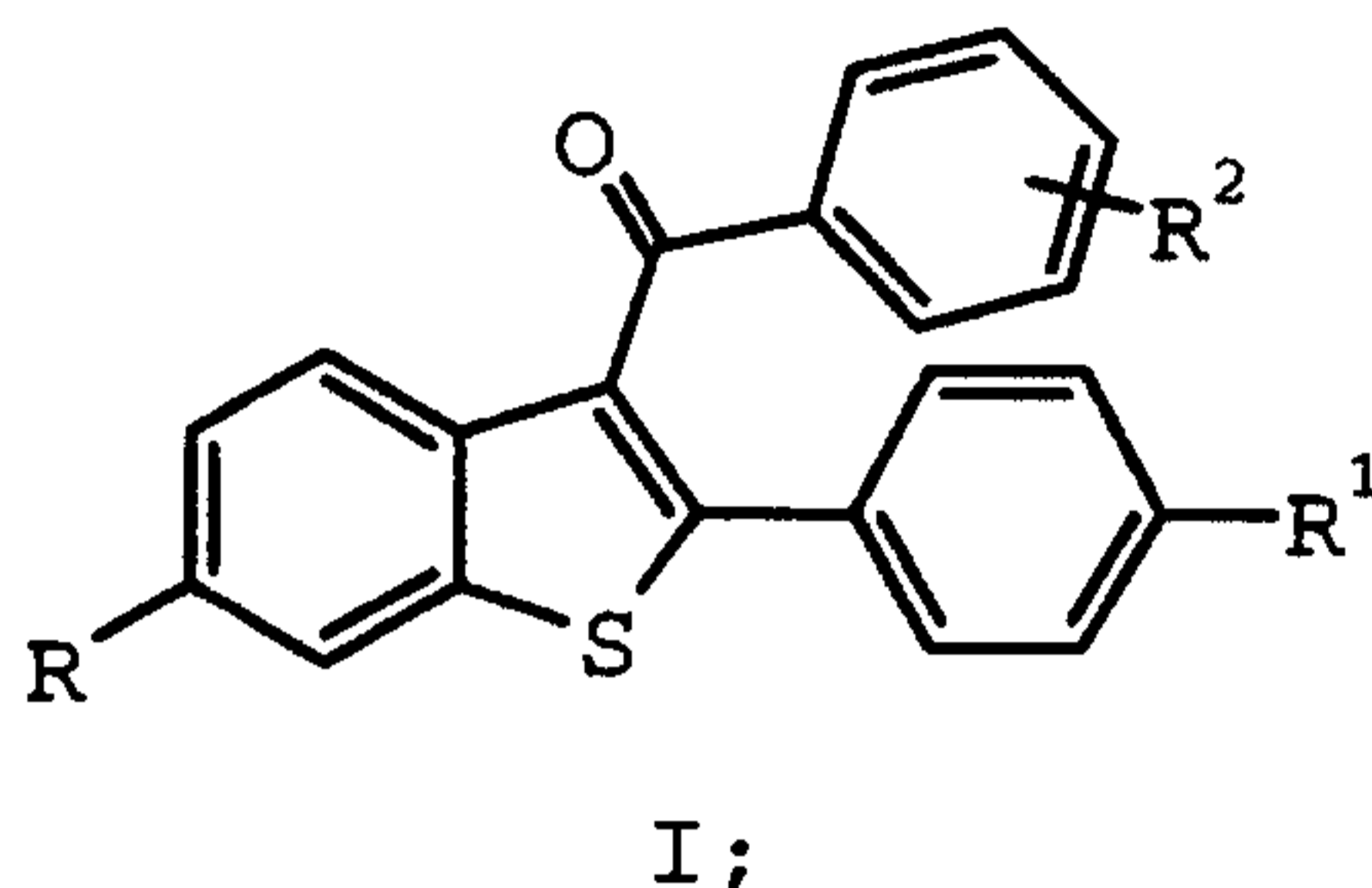
Formulation 5: Combination Tablets

Ingredient	Quantity (mg/tablet)
A preferred compound of formula I	0.001 - 0.1
Raloxifene hydrochloride	59 -59.999
Starch	45
Cellulose, microcrystalline	35
Polyvinylpyrrolidone (as 10% solution in water)	4
Sodium carboxymethyl cellulose	4.5
Magnesium stearate	0.5
Talc	1

5 The active ingredient, starch, and cellulose are
passed through a No. 45 mesh U.S. sieve and mixed
thoroughly. The solution of polyvinylpyrrolidone is
mixed with the resultant powders which are then passed
through a No. 14 mesh U.S. sieve. The granules so
produced are dried at 50°-60° C and passed through a No.
10 18 mesh U.S. sieve. The sodium carboxymethyl starch,
magnesium stearate, and talc, previously passed through a
No. 60 U.S. sieve, are then added to the granules which,
after mixing, are compressed on a tablet machine to yield
tablets.

I CLAIM:

1. A method for inhibiting estrogen deprivation syndrome in mammals which includes administering to a mammal in thereof an effective amount of a compound of formula I:



10

where:

R and R¹ are independently hydrogen, hydroxy, C₁-C₆ alkoxy, OCH₂Ar, OCO(C₁-C₆ alkyl), OCOAr;

Ar is phenyl or substituted phenyl; and

15 R² is hydrogen, chlorine, bromine, hydroxy, C₁-C₆ alkoxy, OCH₂Ar, OCO(C₁-C₆ alkyl), OCOAr; or a solvate thereof.

2. A method according to Claim 1 where the mammal is a female human.

3. A method according to Claim 2 where the pathology of said estrogen deprivation syndrome is osteoporosis.

25

4. A method according to Claim 2 where the pathology of said estrogen deprivation syndrome is hyperlipidemia.

5. A method according to Claim 2 where the compound of formula I is a compound where R, R¹, and R²

30

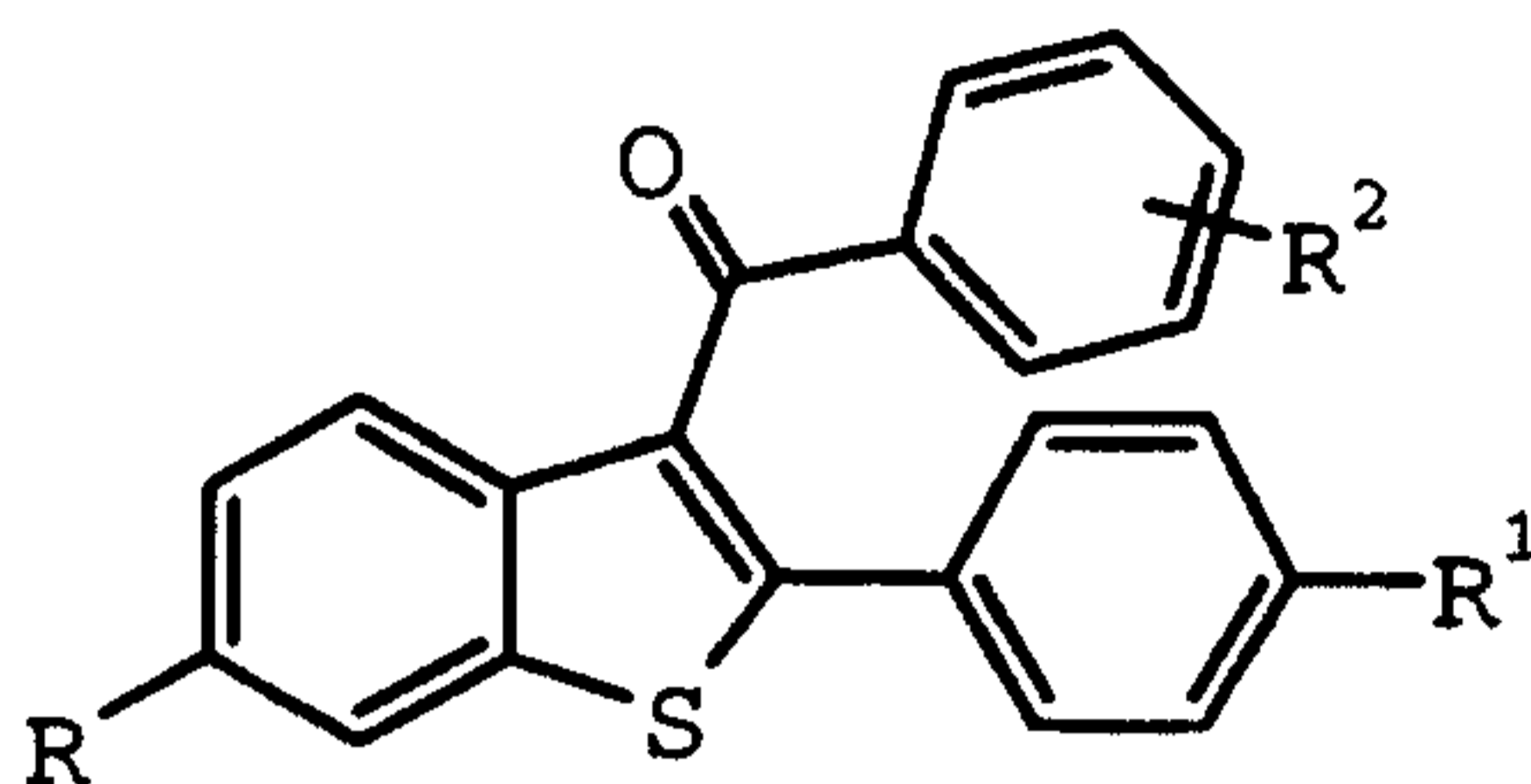
are independently hydroxy or methoxy, or a solvate thereof.

6. A method according to Claim 5 where the
5 compound of formula I is a compound where R² is at the para position and R, R¹, and R² are all hydroxy, or a solvate thereof.

7. A method according to Claim 2 where the female
10 human is peri- or post-menopausal.

8. A method according to Claim 2 where the
compound of formula I is a compound selected from the
group consisting of: 2-(4-methoxyphenyl)-3-(4-
15 methoxybenzoyl)-6-methoxybenzo[b]thiophene; 2-(4-
hydroxyphenyl)-3-(4-methoxybenzoyl)-6-
hydroxybenzo[b]thiophene; 2-(4-methoxyphenyl)-3-(4-
methoxybenzoyl)-6-hydroxybenzo[b]thiophene; 2-(4-
hydroxyphenyl)-3-(4-methoxybenzoyl)-6-
20 methoxybenzo[b]thiophene; 2-(4-methoxyphenyl)-3-(4-
hydroxybenzoyl)-6-methoxybenzo[b]thiophene; 2-(4-
hydroxyphenyl)-3-(4-hydroxybenzoyl)-6-
methoxybenzo[b]thiophene; 2-(4-methoxyphenyl)-3-(4-
hydroxybenzoyl)-6-hydroxybenzo[b]thiophene; 2-(4-
25 hydroxyphenyl)-3-(4-hydroxybenzoyl)-6-
hydroxybenzo[b]thiophene; 2-(4-acetoxyphenyl)-3-(4-
methoxybenzoyl)-6-acetoxybenzo[b]thiophene; 2-(4-
acetoxyphenyl)-3-(4-acetoxybenzoyl)-6-
acetoxybenzo[b]thiophene; 2-(4-methoxyphenyl)-3-(4-
30 benzoyloxybenzoyl)-6-methoxybenzo[b]thiophene; 2-(4-
acetoxyphenyl)-3-(4-methoxybenzoyl)-6-
methoxybenzo[b]thiophene; and 2-(4-cyclopentoxyphenyl)-3-
(4-hydroxybenzoyl)-6-cyclopentoxybenzo[b]thiophene; or a
solvate thereof.

9. A pharmaceutical formulation comprising a compound of formula I:



I;

5

where:

R and R¹ are independently hydrogen, hydroxy, C₁-C₆ alkoxy, OCH₂Ar, OCO(C₁-C₆ alkyl), OCOAr;

10 Ar is phenyl or substituted phenyl; and

R² is hydrogen, chlorine, bromine, hydroxy, C₁-C₆ alkoxy, OCH₂Ar, OCO(C₁-C₆ alkyl), OCOAr; or

a solvate thereof; and pharmaceutical carriers, excipients, or diluents.

15

10. A formulation according to Claim 9 where the compound of formula I is a compound selected from the group consisting of: 2-(4-methoxyphenyl)-3-(4-methoxybenzoyl)-6-methoxybenzo[b]thiophene; 2-(4-hydroxyphenyl)-3-(4-methoxybenzoyl)-6-hydroxybenzo[b]thiophene; 2-(4-methoxyphenyl)-3-(4-methoxybenzoyl)-6-hydroxybenzo[b]thiophene; 2-(4-hydroxyphenyl)-3-(4-methoxybenzoyl)-6-methoxybenzo[b]thiophene; 2-(4-methoxyphenyl)-3-(4-hydroxybenzoyl)-6-methoxybenzo[b]thiophene; 2-(4-hydroxyphenyl)-3-(4-hydroxybenzoyl)-6-methoxybenzo[b]thiophene; 2-(4-hydroxyphenyl)-3-(4-hydroxybenzoyl)-6-hydroxybenzo[b]thiophene; 2-(4-hydroxyphenyl)-3-(4-hydroxybenzoyl)-6-hydroxybenzo[b]thiophene; 2-(4-acetoxyphenyl)-3-(4-methoxybenzoyl)-6-acetoxybenzo[b]thiophene; 2-(4-acetoxyphenyl)-3-(4-acetoxybenzoyl)-6-

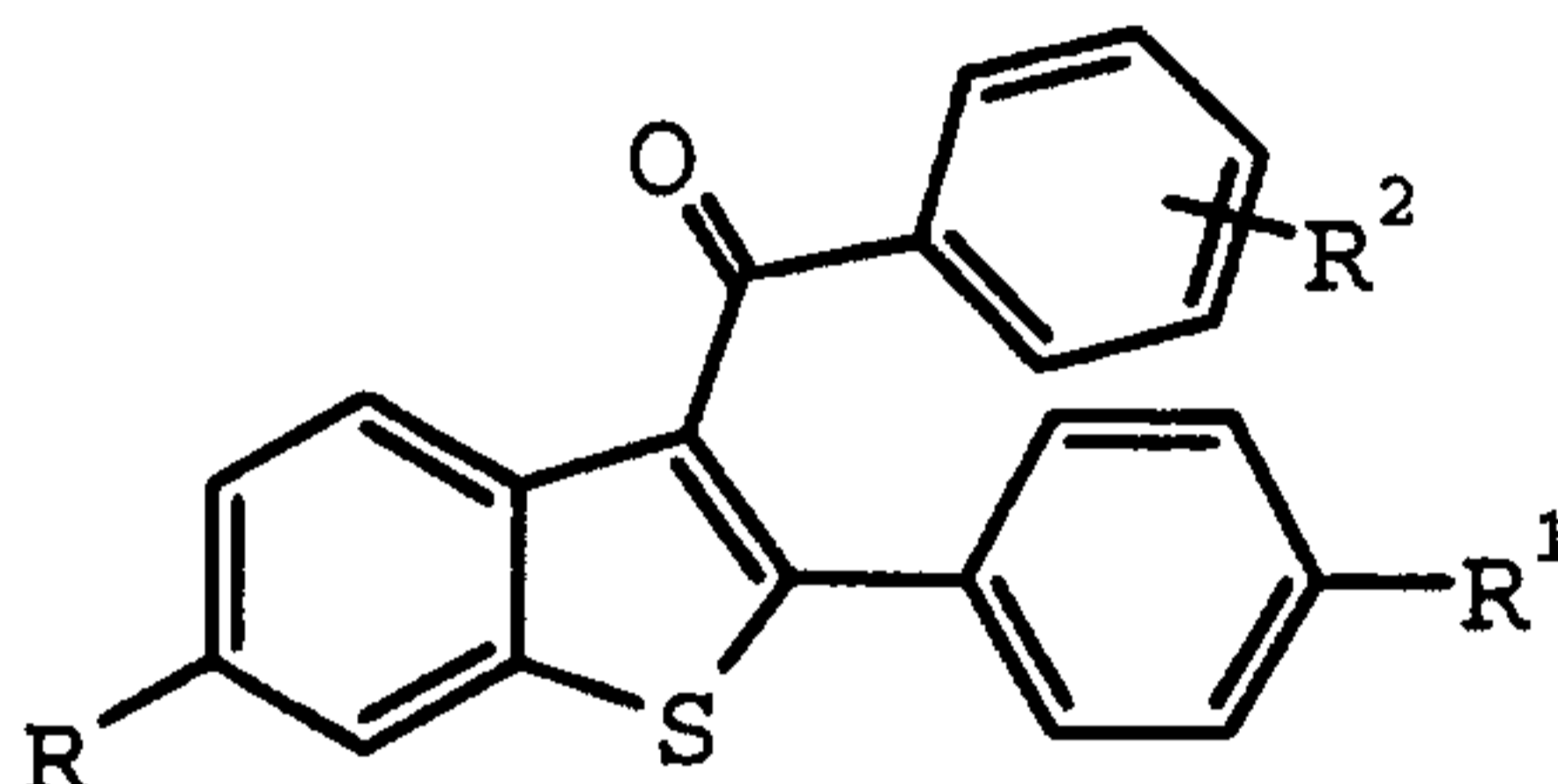
20

25

30

acetoxybenzo[b]thiophene; 2-(4-methoxyphenyl)-3-(4-benzoyloxybenzoyl)-6-methoxybenzo[b]thiophene; 2-(4-acetoxyphenyl)-3-(4-methoxybenzoyl)-6-methoxybenzo[b]thiophene; and 2-(4-cyclopentoxyphenyl)-3-(4-hydroxybenzoyl)-6-cyclopentoxybenzo[b]thiophene; or a solvate thereof.

11. A method for inhibiting estrogen deprivation syndrome in mammals which comprises administering to a mammal in need thereof an effective amount of a compound of formula I:



I;

15

where:

R and R¹ are independently hydrogen, hydroxy, C₁-C₆ alkoxy, OCH₂Ar, OCO(C₁-C₆ alkyl), OCOAr;

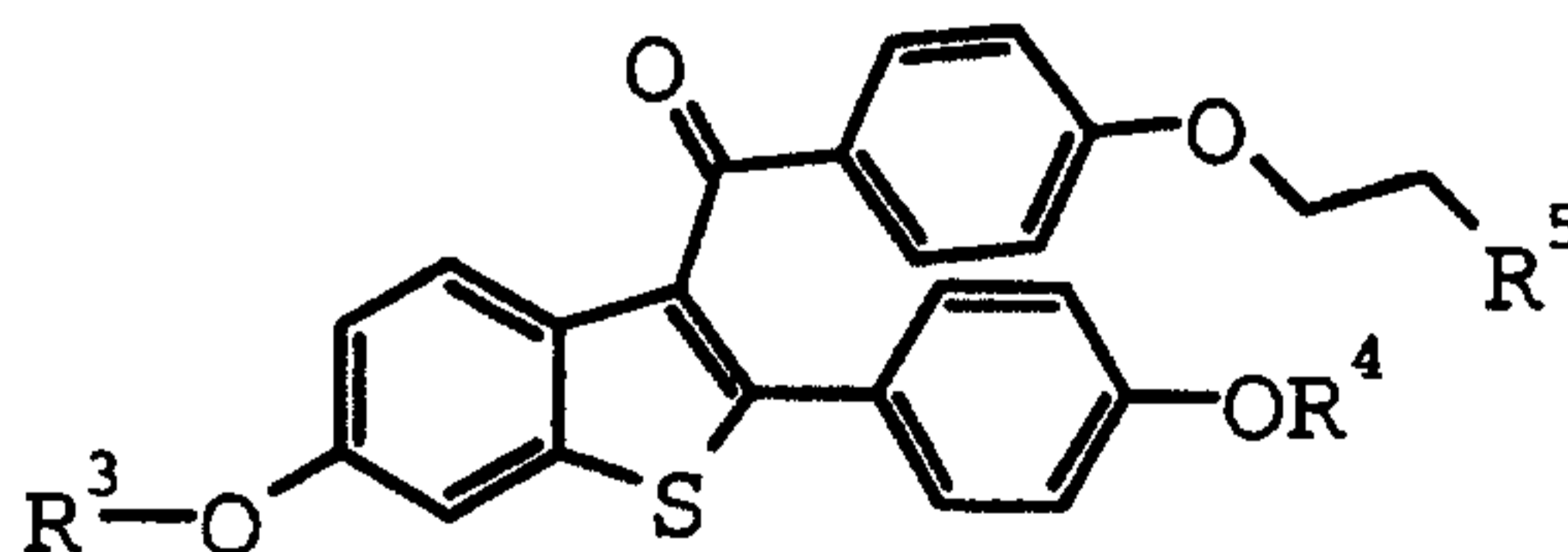
Ar is phenyl or substituted phenyl; and

20 R² is hydrogen, chlorine, bromine, hydroxy, C₁-C₆ alkoxy, OCH₂Ar, OCO(C₁-C₆ alkyl), OCOAr; or

a solvate thereof;

and a compound of formula II:

25



II;

where:

R³ and R⁴ are independently hydrogen, C₁-C₆ alkyl, CO(C₁-C₆ alkyl), or COAr;

R⁵ is pyrrolidin-1-yl, piperidin-1-yl, or hexamethyleneimin-1-yl;

5 where the nitrogen of the R⁴ group is optionally the N-oxide; or
a pharmaceutical salt or solvate thereof.

12. A method according to Claim 11 where the mammal
10 is a female human.

13. A method according to Claim 12 where the pathology of said estrogen deprivation syndrome is osteoporosis.

15

14. A method according to Claim 12 where the pathology of said estrogen deprivation syndrome is hyperlipidemia.

20 15. A method according to Claim 12 where the compound of formula I is a compound where R, R¹, and R² are independently hydroxy or methoxy, or a solvate thereof.

25 16. A method according to Claim 15 where the compound of formula I is a compound where R² is at the para position and R, R¹, and R² are all hydroxy, or a solvate thereof.

30 17. A method according to Claim 16 where the compound of formula II is the hydrochloride salt, R³ and R⁴ are both hydrogen, and R⁵ is piperidin-1-yl.

18. A method according to Claim 12 where the female
35 human is menopausal.

19. A method according to Claim 12 where the compound of formula I is a compound selected from the group consisting of: 2-(4-methoxyphenyl)-3-(4-methoxybenzoyl)-6-methoxybenzo[b]thiophene; 2-(4-hydroxyphenyl)-3-(4-methoxybenzoyl)-6-hydroxybenzo[b]thiophene; 2-(4-methoxyphenyl)-3-(4-methoxybenzoyl)-6-hydroxybenzo[b]thiophene; 2-(4-hydroxyphenyl)-3-(4-methoxybenzoyl)-6-methoxybenzo[b]thiophene; 2-(4-hydroxyphenyl)-3-(4-hydroxybenzoyl)-6-methoxybenzo[b]thiophene; 2-(4-methoxyphenyl)-3-(4-hydroxybenzoyl)-6-hydroxybenzo[b]thiophene; 2-(4-hydroxyphenyl)-3-(4-hydroxybenzoyl)-6-hydroxybenzo[b]thiophene; 2-(4-acetoxyphenyl)-3-(4-methoxybenzoyl)-6-acetoxybenzo[b]thiophene; 2-(4-acetoxyphenyl)-3-(4-acetoxybenzoyl)-6-acetoxybenzo[b]thiophene; 2-(4-methoxyphenyl)-3-(4-benzoyloxybenzoyl)-6-methoxybenzo[b]thiophene; 2-(4-acetoxyphenyl)-3-(4-methoxybenzoyl)-6-methoxybenzo[b]thiophene; and 2-(4-cyclopentoxyphenyl)-3-(4-hydroxybenzoyl)-6-cyclopentoxybenzo[b]thiophene; or a solvate thereof.

25

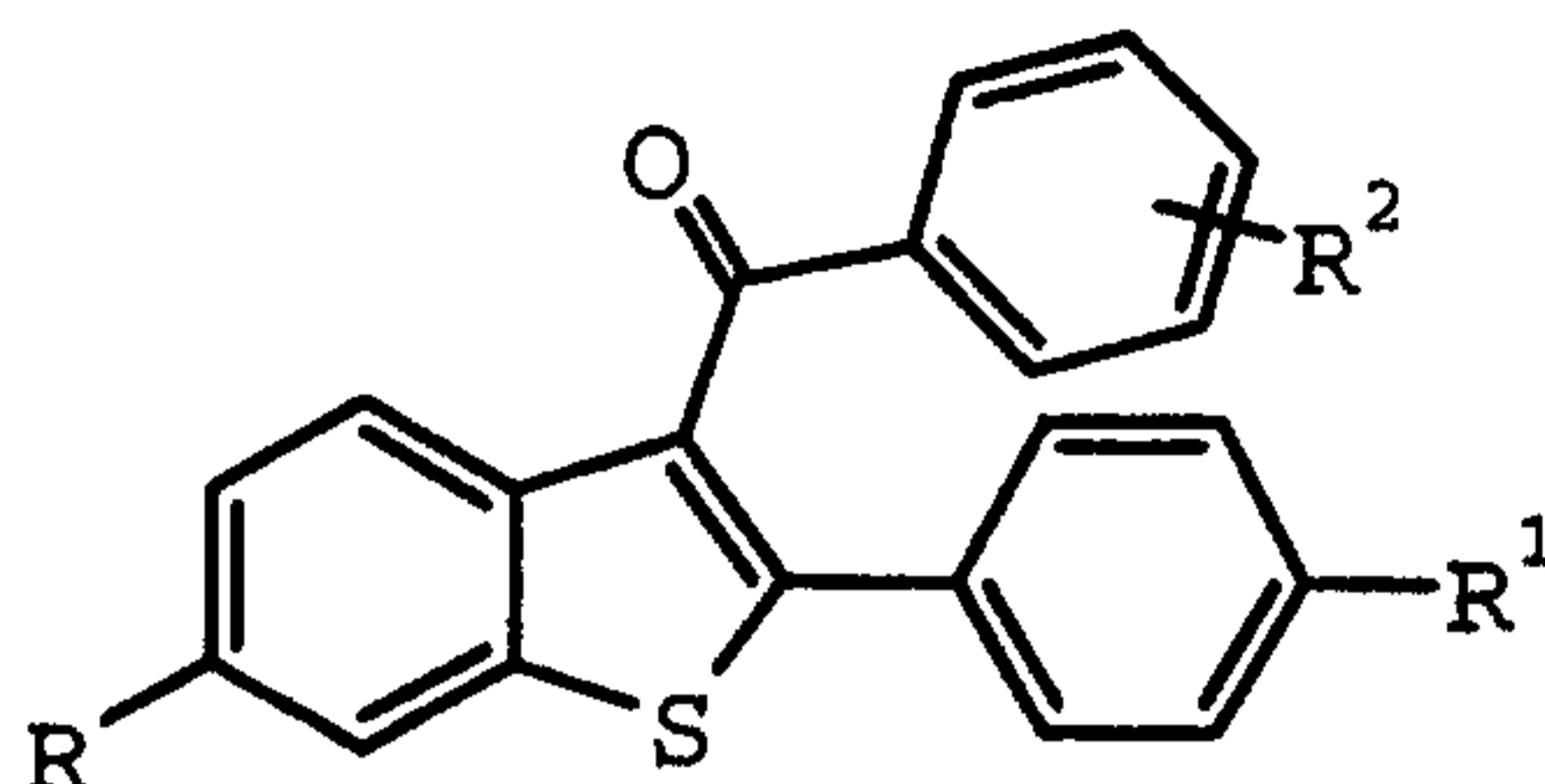
20. A method according to Claim 11 wherein said formula I compound is 2-(4-hydroxyphenyl)-3-(4-hydroxybenzoyl)-6-hydroxybenzo[b]thiophene, said formula II compound is raloxifene hydrochloride, and the pathology of said estrogen deprivation syndrome is osteoporosis.

30

21. A pharmaceutical formulation comprising a compound of formula I:

35

34

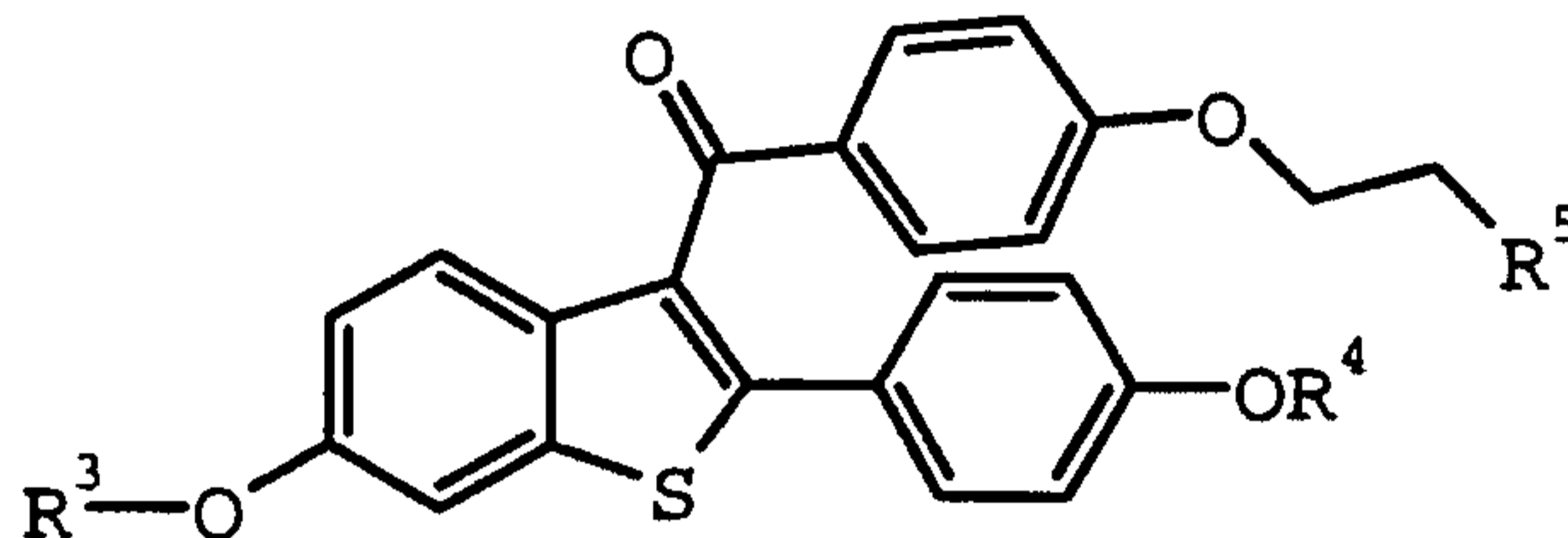


I;

where:

- 5 R and R¹ are independently hydrogen, hydroxy, C₁-C₆ alkoxy, OCH₂Ar, OCO(C₁-C₆ alkyl), OCOAr;
 Ar is phenyl or substituted phenyl; and
 R² is hydrogen, chlorine, bromine, hydroxy, C₁-C₆ alkoxy, OCH₂Ar, OCO(C₁-C₆ alkyl), OCOAr; or
 10 a solvate thereof;

and a compound of formula II:



II;

15

where:

- R³ and R⁴ are independently hydrogen, C₁-C₆ alkyl, CO(C₁-C₆ alkyl), or COAr;
 R⁵ is pyrrolidin-1-yl, piperidin-1-yl, or
 20 hexamethyleneimin-1-yl;
 where the nitrogen of the R⁴ group is optionally the N-oxide; or
 a pharmaceutical salt or solvate thereof; and
 pharmaceutical carriers, excipients, or diluents.

25

22. A formulation according to Claim 21 comprising 0.001 to 60 mg of a compound of formula I where R, R¹,

and R² are independently hydroxy or methoxy, or a solvate thereof, and 1 to 120 mg of a compound of formula II being raloxifene hydrochloride.

5 23. A formulation according to Claim 22 wherein said formula I compound is 2-(4-hydroxyphenyl)-3-(4-hydroxybenzoyl)-6-hydroxybenzo[b]thiophene, or a solvate thereof.

10 24. A formulation according to Claim 23 comprising 0.001 to 1 mg of the compound of formula I, or a solvate thereof, and 59 to 59.999 mg of raloxifene hydrochloride.

15 25. A formulation according to Claim 24 comprising 0.001 to 0.1 mg of the compound of formula I, or a solvate thereof, and 59.1 to 59.999 mg of raloxifene hydrochloride.

20 26. A formulation according to Claim 21 where the compound of formula I is a compound selected from the group consisting of: 2-(4-methoxyphenyl)-3-(4-methoxybenzoyl)-6-methoxybenzo[b]thiophene; 2-(4-hydroxyphenyl)-3-(4-methoxybenzoyl)-6-hydroxybenzo[b]thiophene; 2-(4-methoxyphenyl)-3-(4-methoxybenzoyl)-6-hydroxybenzo[b]thiophene; 2-(4-hydroxyphenyl)-3-(4-methoxybenzoyl)-6-methoxybenzo[b]thiophene; 2-(4-methoxyphenyl)-3-(4-hydroxybenzoyl)-6-methoxybenzo[b]thiophene; 2-(4-hydroxyphenyl)-3-(4-hydroxybenzoyl)-6-methoxybenzo[b]thiophene; 2-(4-methoxyphenyl)-3-(4-hydroxybenzoyl)-6-hydroxybenzo[b]thiophene; 2-(4-hydroxyphenyl)-3-(4-hydroxybenzoyl)-6-hydroxybenzo[b]thiophene; 2-(4-acetoxyphenyl)-3-(4-methoxybenzoyl)-6-acetoxybenzo[b]thiophene; 2-(4-acetoxyphenyl)-3-(4-acetoxybenzoyl)-6-acetoxybenzo[b]thiophene; 2-(4-methoxyphenyl)-3-(4-benzoyloxybenzoyl)-6-methoxybenzo[b]thiophene; 2-(4-

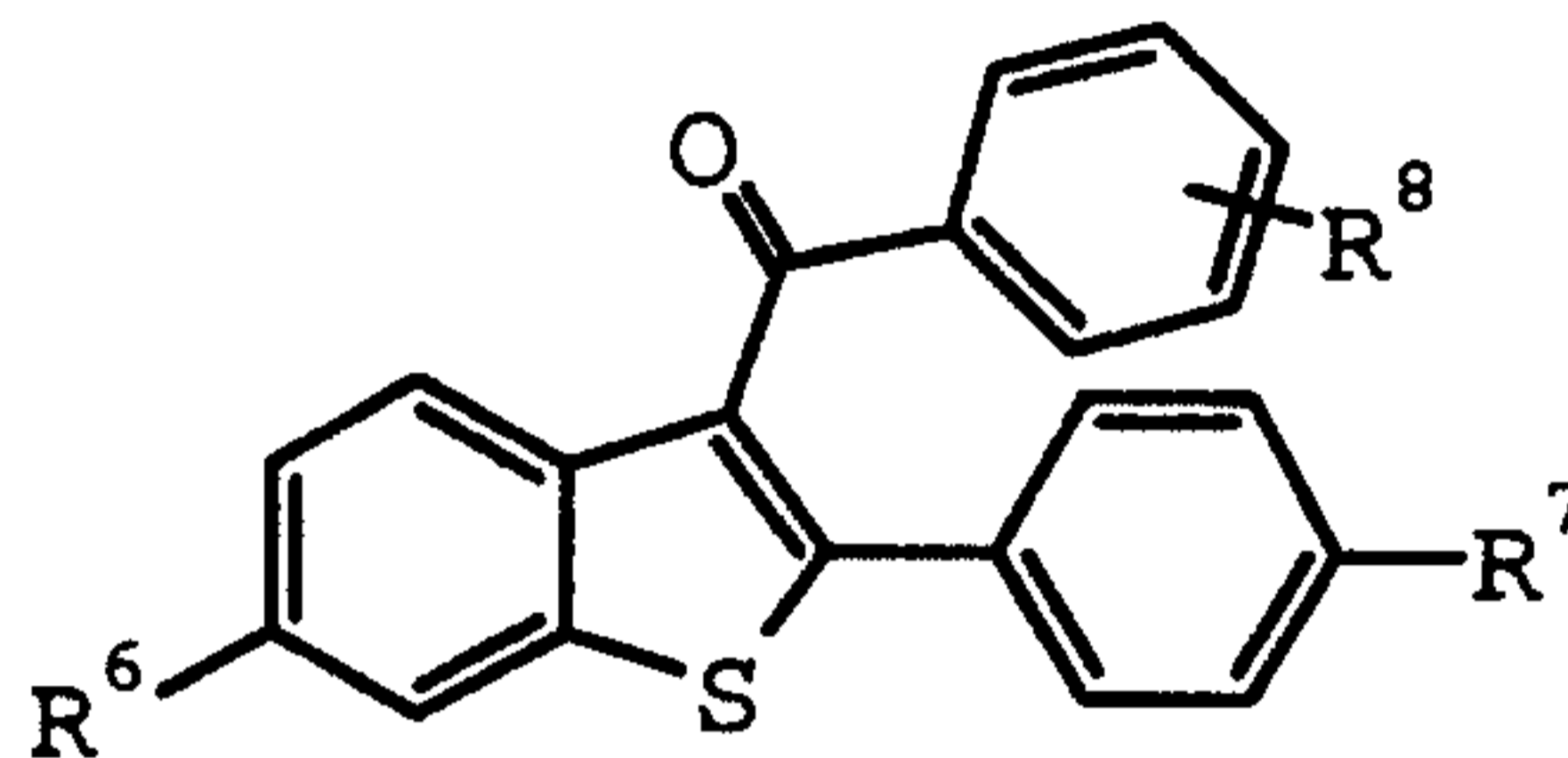
25
30
35

acetoxyphenyl)-3-(4-methoxybenzoyl)-6-methoxybenzo[b]thiophene; and 2-(4-cyclopentoxyphenyl)-3-(4-hydroxybenzoyl)-6-cyclopentoxybenzo[b]thiophene; or a solvate thereof.

5

27. An article of manufacture comprising packaging material and a pharmaceutical formulation contained within the packaging material, wherein the packaging material comprises a label which indicates the pharmaceutical formulation may be administered for inhibiting a pathology of estrogen deprivation syndrome, and where the pharmaceutical formulation comprises a compound of formula I(a):

15



I(a);

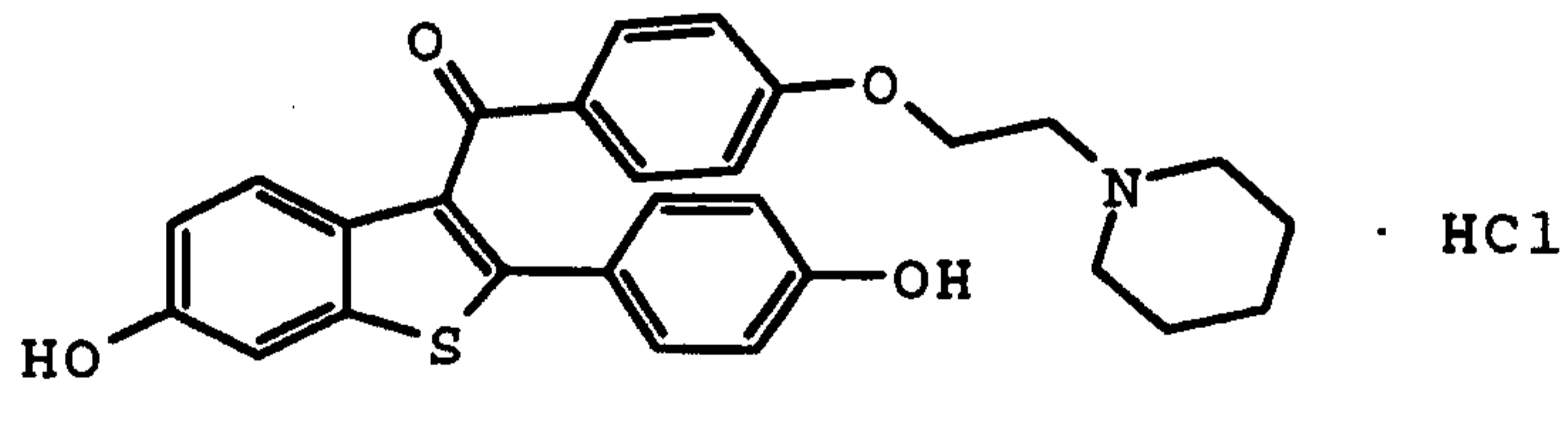
where:

R⁶, R⁷, and R⁸ are independently hydroxy or methoxy;
or
a solvate thereof;

20

and a compound of the formula:

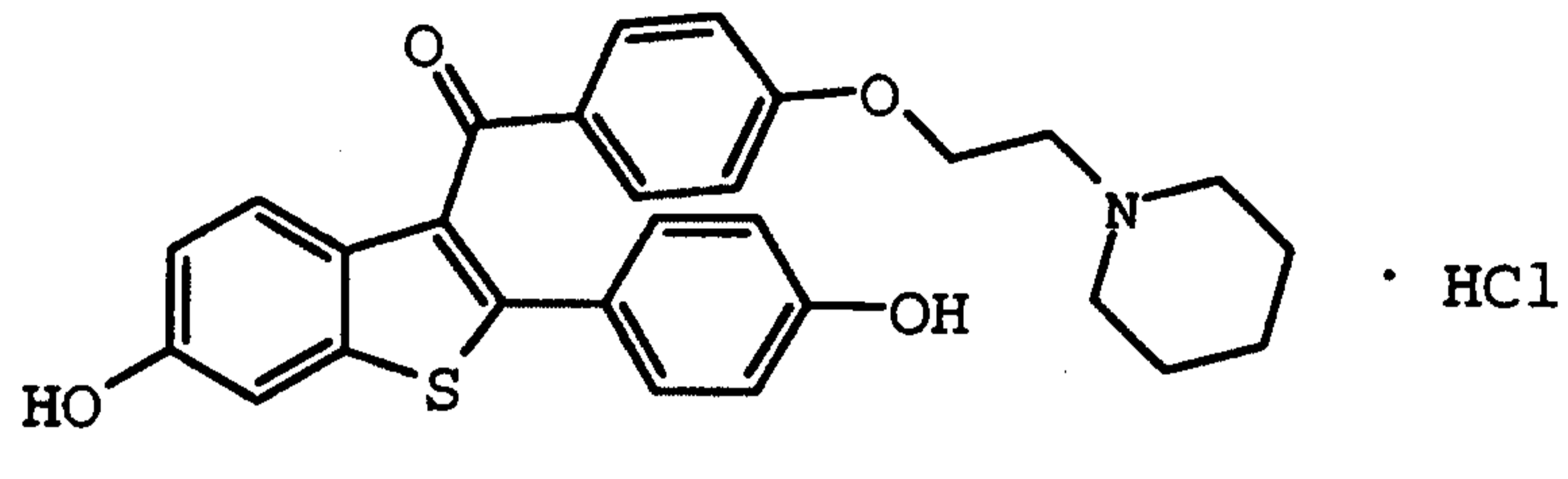
25



or a solvate thereof.

28. An article of manufacture according to Claim 27 which comprises 0.001 to 1 mg of a compound of formula I(a), or a solvate thereof, and 59 to 59.999 mg of a compound of the formula:

5



or a solvate thereof.

10 29. An article of manufacture according to Claim 28 where the compound of formula I(a) is 2-(4-hydroxyphenyl)-3-(4-hydroxybenzoyl)-6-hydroxybenzo[b]thiophene, or a solvate thereof.

15 30. An article of manufacture according to Claim 29 where said pathology is osteoporosis.