

[54] HOUSING FOR ULTRASONIC LIGHT CONTROL OR THE LIKE

[76] Inventor: Gregory B. Bergeron, 920 Wiemar Way, Montebello, Calif. 90640

[**] Term: 14 Years

[21] Appl. No.: 648,710

[22] Filed: Sep. 7, 1984

[52] U.S. Cl. D10/106

[58] Field of Search D10/106; 340/542, 565, 340/566, 540, 573, 571, 572, 321, 328

[56] References Cited

U.S. PATENT DOCUMENTS

D. 152,132	12/1948	Young	D10/106
D. 243,513	3/1977	Gatvin	D10/106
D. 248,930	8/1978	Kahl, Jr.	D10/106
D. 266,996	11/1982	Beeson et al.	D10/106
D. 271,573	11/1983	Wada et al.	D10/106

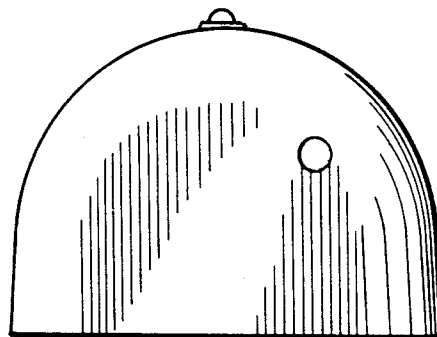
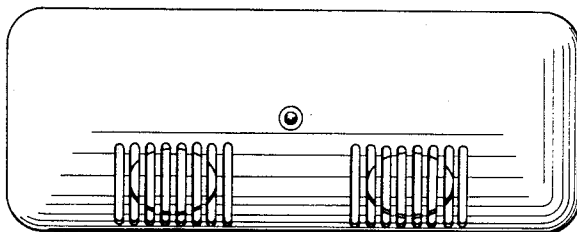
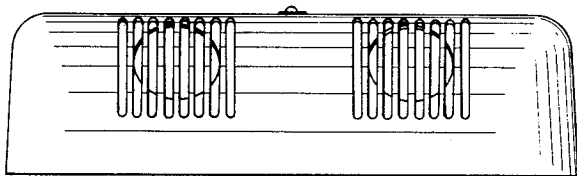
Primary Examiner—B. J. Bullock

[57] CLAIM

The ornamental design for a housing for ultrasonic light control or the like, as shown and described.

DESCRIPTION

FIG. 1 is a bottom plan view of the housing for ultrasonic light control or the like showing my new design; FIG. 2 is a front elevational view thereof; FIG. 3 is an inverted top plan view thereof; FIG. 4 is a rear elevational view thereof; FIG. 5 is an end elevational view thereof; FIG. 6 is an end elevational view of the end opposite that shown in FIG. 5; FIG. 7 is a bottom plan view of a second embodiment of the design of FIG. 1, the only difference being the inclusion of additional sensor openings; FIG. 8 is a front elevational view of FIG. 7; FIG. 9 is an inverted top plan view of FIG. 7.



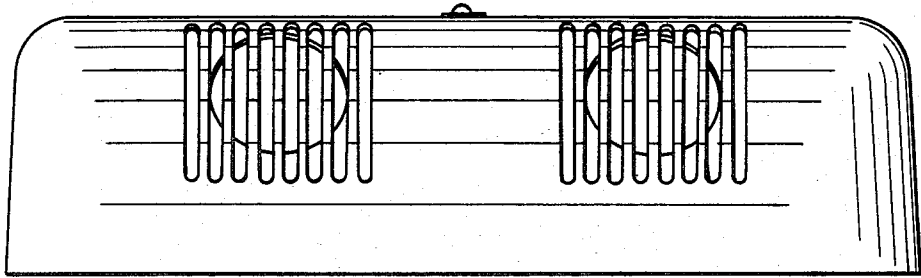


FIG. 1

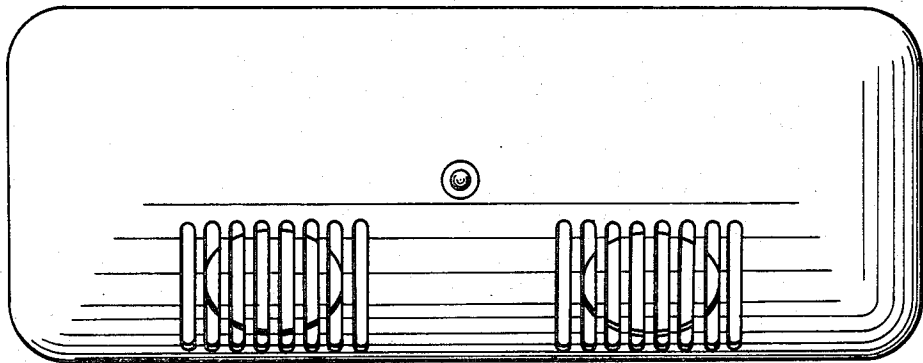


FIG. 2




FIG. 3

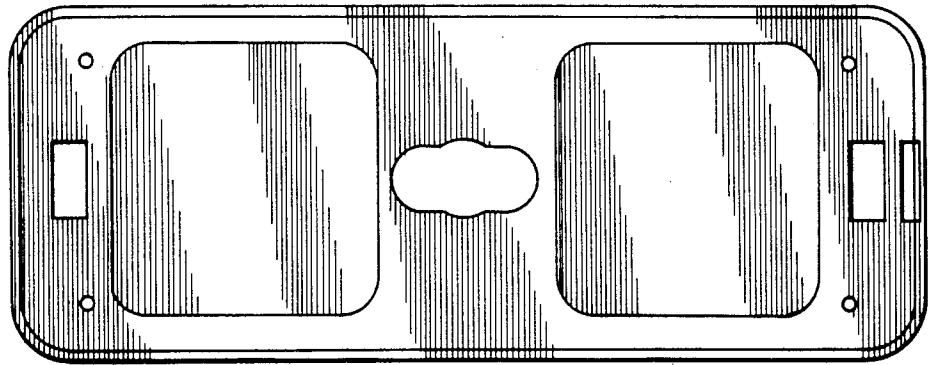


FIG. 4

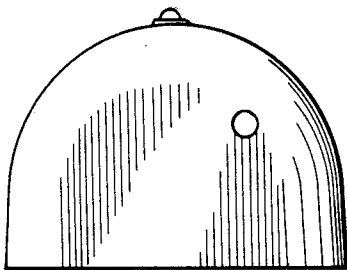


FIG. 5

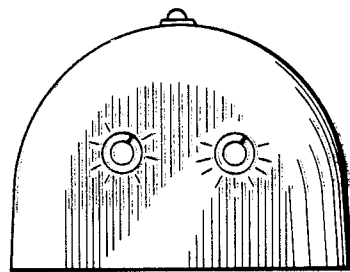


FIG. 6

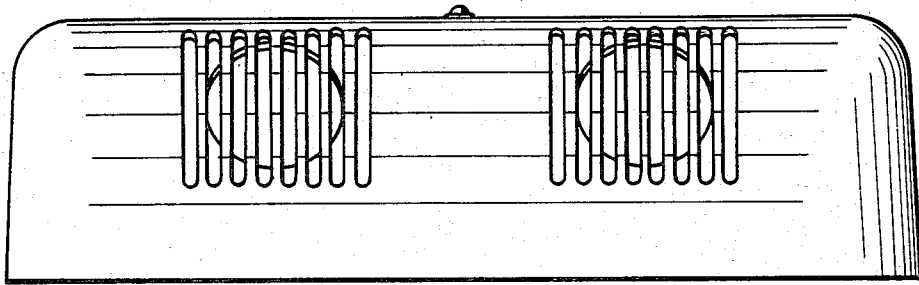


FIG. 7

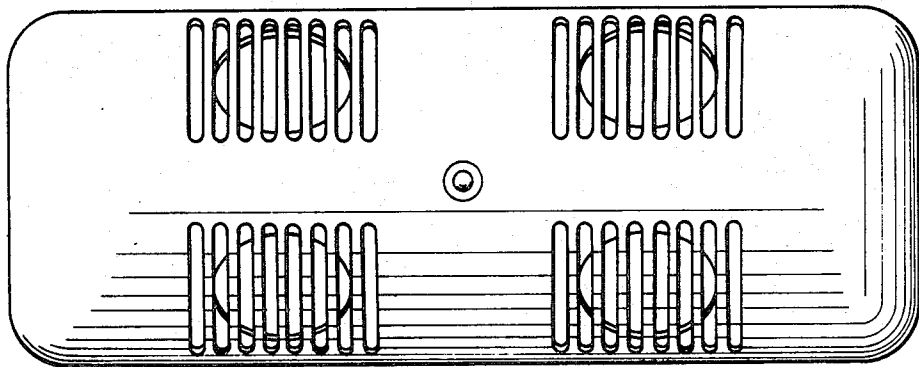


FIG. 8

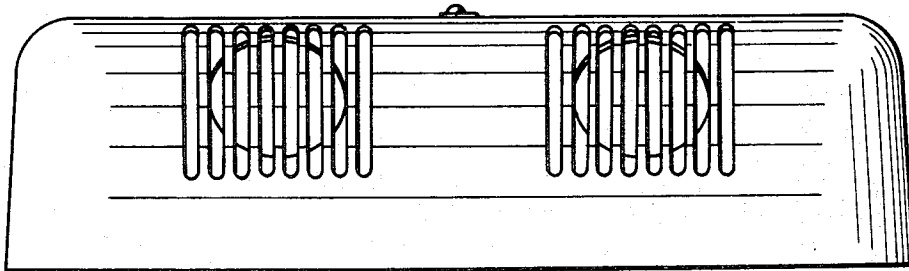


FIG. 9