



US00D746232S

(12) **United States Design Patent**
Chen

(10) **Patent No.:** **US D746,232 S**

(45) **Date of Patent:** **** Dec. 29, 2015**

(54) **MODULAR ELECTRICAL CONNECTOR**

(71) Applicant: **IDEAL INDUSTRIES, INC.**,
Sycamore, IL (US)

(72) Inventor: **Mu Chen**, Andover, MA (US)

(73) Assignee: **IDEAL Industries, Inc.**, Sycamore, IL
(US)

(**) Term: **14 Years**

(21) Appl. No.: **29/484,876**

(22) Filed: **Mar. 13, 2014**

(51) **LOC (10) Cl.** **13-03**

(52) **U.S. Cl.**
USPC **D13/133**

(58) **Field of Classification Search**
USPC D13/110, 123, 133, 146, 147, 155, 156,
D13/184, 199; 439/374, 660, 680
CPC H01R 13/66; H01R 24/00; H01R 27/00;
H01R 29/00; H01R 13/20; H01R 13/631;
H01R 13/54; H01R 23/7073; H01R 9/091
See application file for complete search history.

(56) **References Cited**

U.S. PATENT DOCUMENTS

D334,013	S	*	3/1993	Nagasaka et al.	D13/133
D446,501	S	*	8/2001	Donnell et al.	D13/133
D454,333	S	*	3/2002	Ikeda et al.	D13/133
D459,311	S	*	6/2002	Chen	D13/147

D481,676	S	*	11/2003	Huang	D13/123
D604,246	S	*	11/2009	Mancini	D13/146
D675,566	S	*	2/2013	Jibiki	D13/133
D682,210	S	*	5/2013	Yang et al.	D13/133
D684,118	S	*	6/2013	Yang et al.	D13/133
D687,381	S	*	8/2013	Yang et al.	D13/147
D689,821	S	*	9/2013	Yang et al.	D13/133
D699,679	S	*	2/2014	Sticker et al.	D13/133
2005/0208840	A1	*	9/2005	Mancini et al.	439/729

* cited by examiner

Primary Examiner — Thomas Johannes

Assistant Examiner — Shawn T Gingrich

(74) *Attorney, Agent, or Firm* — Greenberg Traurig, LLP

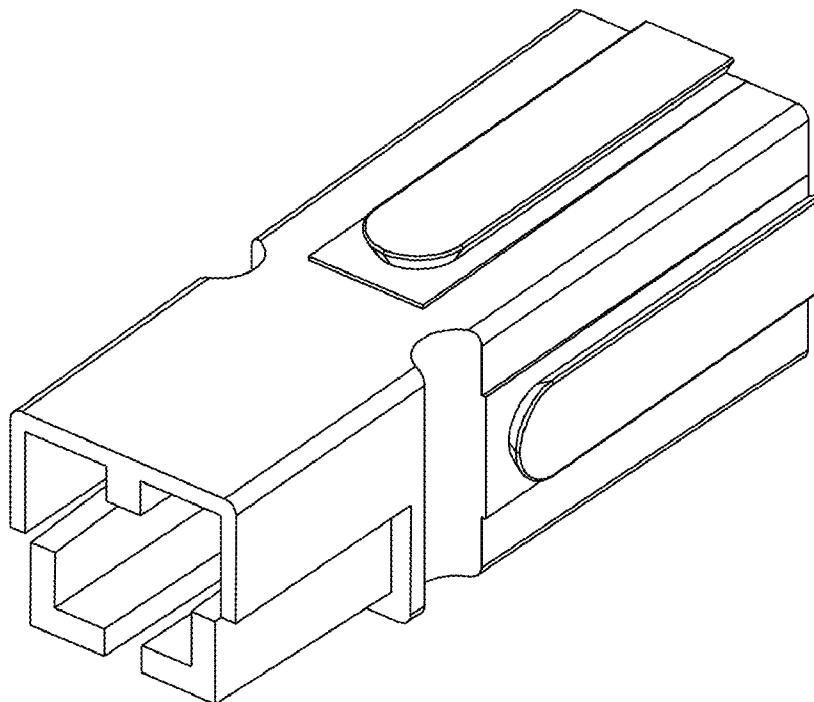
(57) **CLAIM**

What is claimed is the ornamental design for a modular electrical connector, as shown and described.

DESCRIPTION

FIG. 1 is a front perspective view of a modular electrical connector showing the new design;
FIG. 2 is a rear perspective view thereof;
FIG. 3 is a front elevational view thereof;
FIG. 4 is a rear elevational view thereof;
FIG. 5 is a left side elevational view thereof;
FIG. 6 is a right side elevational view thereof;
FIG. 7 is a top plan view thereof; and,
FIG. 8 is a bottom plan view thereof.
The broken line portion of the figure drawings is included to show unclaimed subject matter only and forms no part of the claimed design.

1 Claim, 8 Drawing Sheets



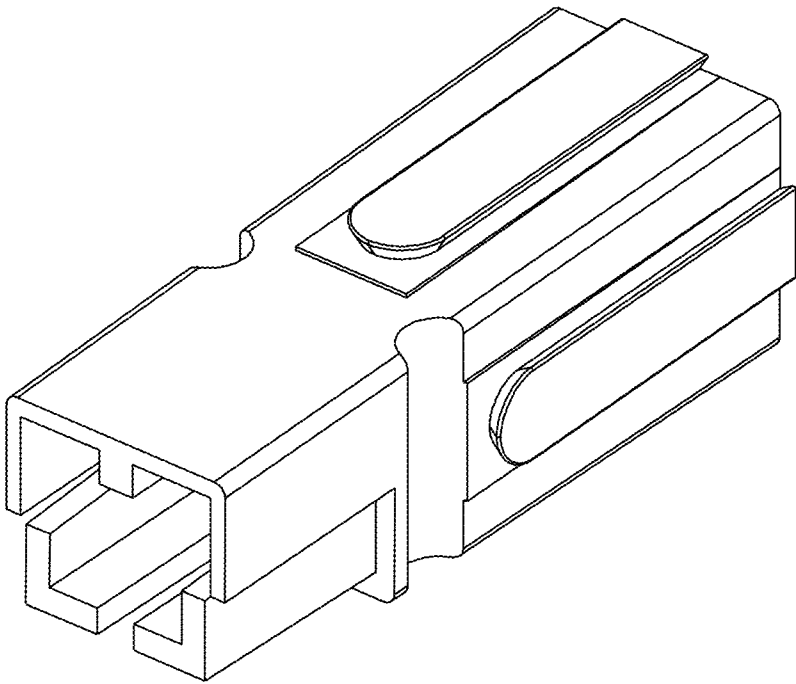


FIG. 1

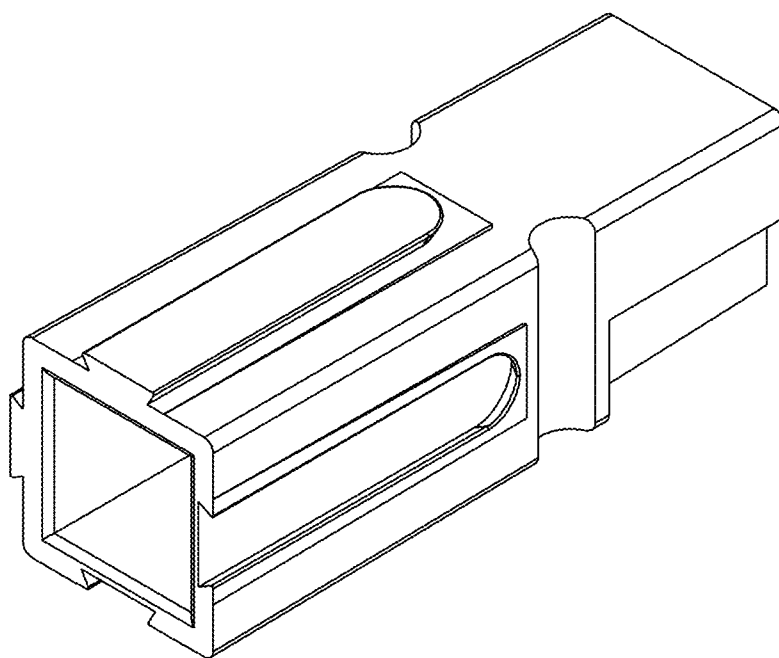


FIG. 2

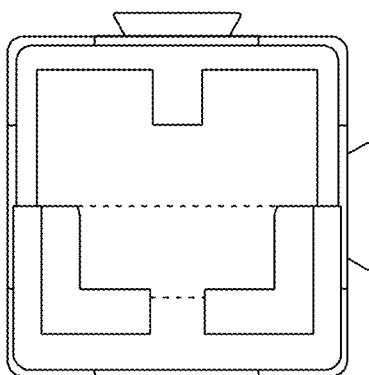


FIG. 3




FIG. 4

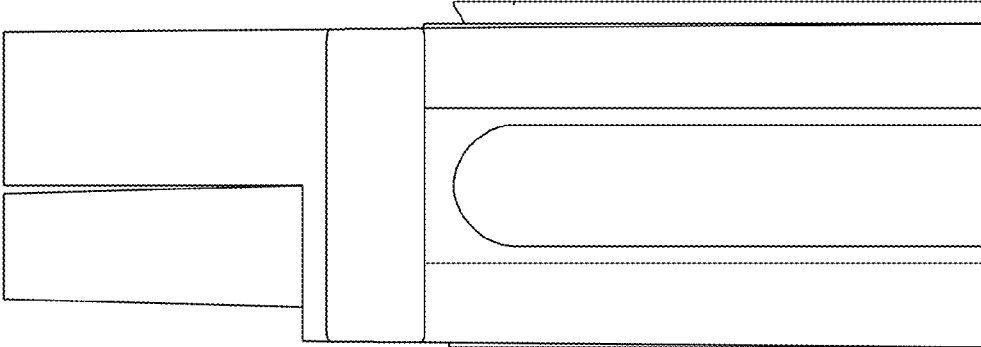


FIG. 5

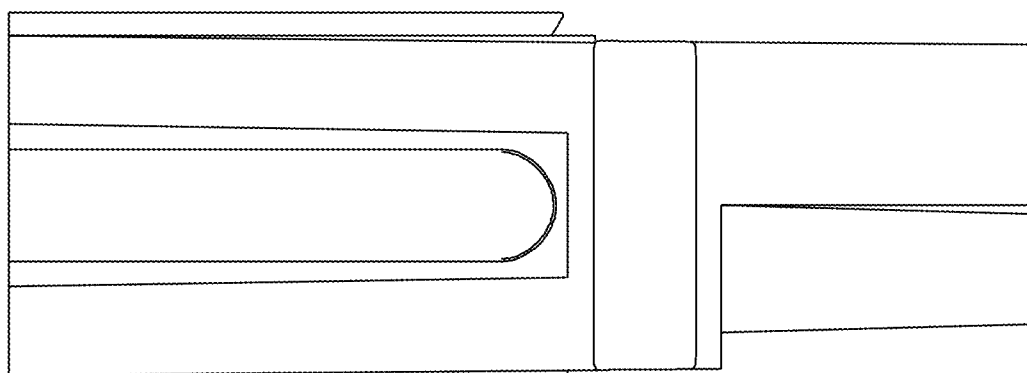


FIG. 6




FIG. 7

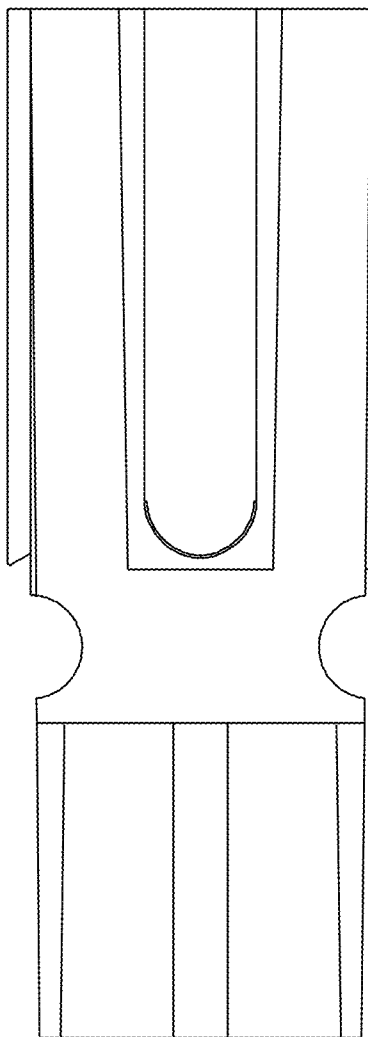


FIG. 8