



US00D747636S

(12) **United States Design Patent**
Maher

(10) **Patent No.:** **US D747,636 S**

(45) **Date of Patent:** **** Jan. 19, 2016**

(54) **STICK HOLDER**

(71) Applicant: **Peter Joseph Maher**, Thornton (CA)

(72) Inventor: **Peter Joseph Maher**, Thornton (CA)

(**) Term: **14 Years**

(21) Appl. No.: **29/469,240**

(22) Filed: **Oct. 8, 2013**

(30) **Foreign Application Priority Data**

Apr. 9, 2013 (CA) 150672

(51) **LOC (10) Cl.** **08-05**

(52) **U.S. Cl.**

USPC **D8/72**

(58) **Field of Classification Search**

USPC D8/71-74, 394-399, 354, 355, 356, 59;
248/62, 63, 72, 74.1, 689, 124.2;
81/487, 385, 386, 388-390; 269/3, 4,
269/6, 143, 165, 240, 243, 246-249, 254 R,
269/147-149; 29/256, 257, 276; D15/140;
D24/143; 408/103, 104-109; D7/683,
D7/685, 686; D6/684

CPC B25B 1/00; B25B 5/00

See application file for complete search history.

(56) **References Cited**

U.S. PATENT DOCUMENTS

D188,433 S *	7/1960	Nikitas	D7/666
D317,246 S *	6/1991	Driscoll	D9/434
D430,699 S *	9/2000	Coleman, Jr.	D26/138
D440,005 S *	4/2001	Blanton	D26/138
D537,331 S *	2/2007	Hill	D8/395
D617,382 S *	6/2010	Guirlinger	D19/83
D632,554 S *	2/2011	Grzyb	D8/395
D642,040 S *	7/2011	Romine	D8/72

D665,449 S *	8/2012	Guirlinger	D19/83
D670,159 S *	11/2012	Bitarchas et al.	D8/394
D695,592 S *	12/2013	White	D8/354
8,733,710 B1 *	5/2014	Suazo	248/74.1
2003/0080260 A1 *	5/2003	Buck	248/58
2006/0011566 A1	1/2006	Guy		

* cited by examiner

Primary Examiner — David Muller

Assistant Examiner — Nathan Johnston

(74) *Attorney, Agent, or Firm* — Leason Ellis LLP

(57) **CLAIM**

The ornamental design for a stick holder, as shown and described.

DESCRIPTION

FIG. 1 is a bottom plan view of a first embodiment of the stick holder;

FIG. 2 is a front elevation view thereof;

FIG. 3 is a top plan view thereof;

FIG. 4 is a side elevation view thereof;

FIG. 5 is a perspective view thereof as viewed from the front;

FIG. 6 is a bottom plan view of a second embodiment of the stick holder;

FIG. 7 is a front elevation view thereof;

FIG. 8 is a top plan view thereof;

FIG. 9 is a side elevation view thereof;

FIG. 10 is a perspective view thereof as viewed from the front;

FIG. 11 is a bottom plan view of a third embodiment of the stick holder;


FIG. 12 is a front elevation view thereof;

FIG. 13 is a top plan view thereof;

FIG. 14 is a side elevation view thereof; and,

FIG. 15 is a perspective view thereof as viewed from the front.

1 Claim, 6 Drawing Sheets



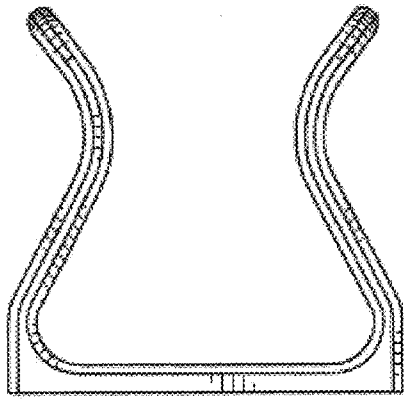


Fig. 1

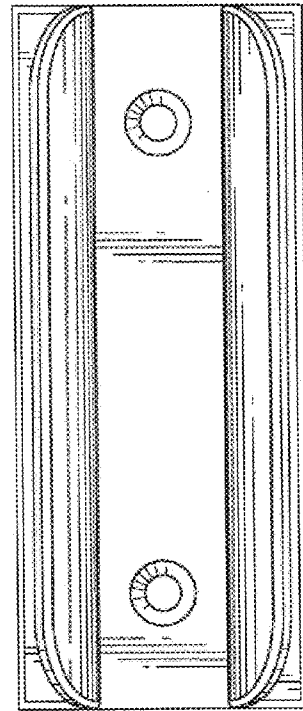


Fig. 2

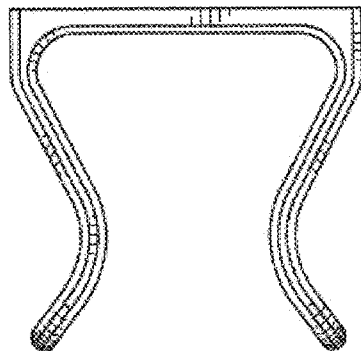


Fig. 3




Fig. 4




Fig. 5

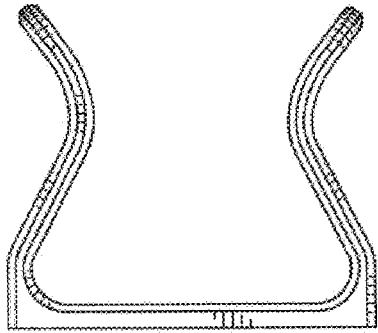


Fig. 6

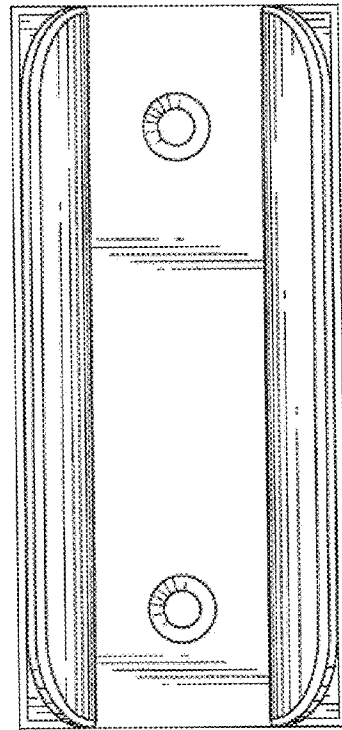


Fig. 7

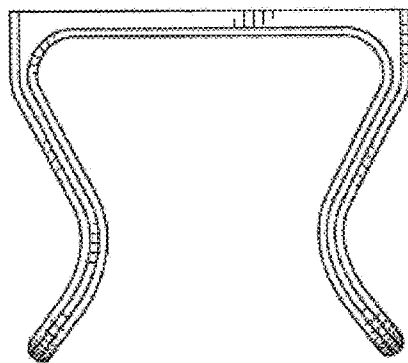


Fig. 8




Fig. 9

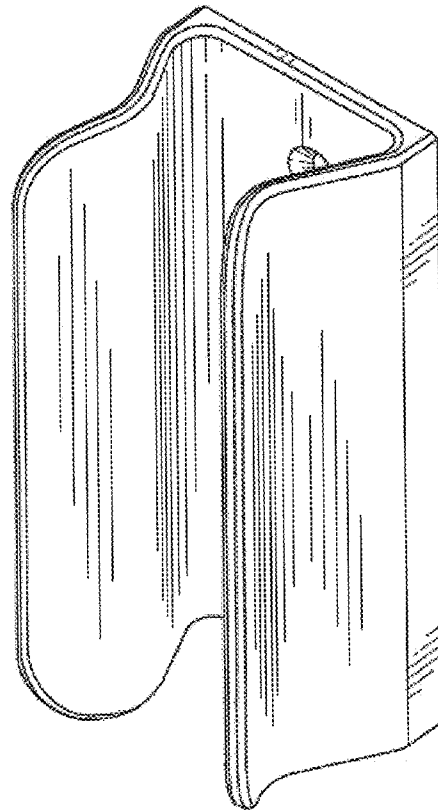


Fig. 10

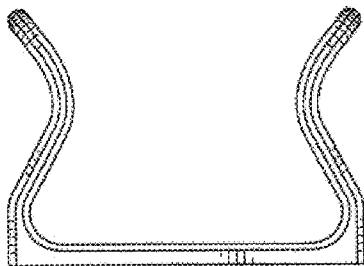


Fig. 11

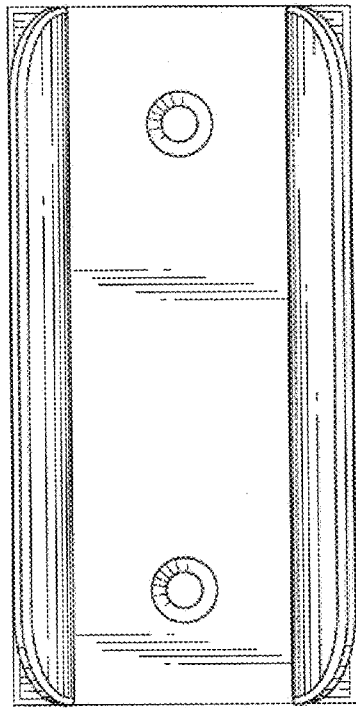


Fig. 12

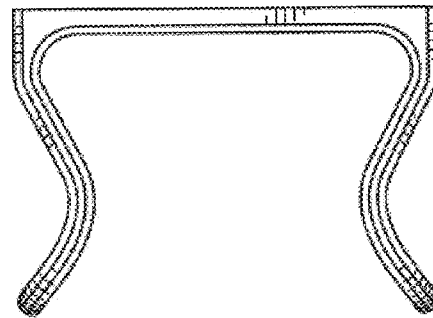


Fig. 13




Fig. 14

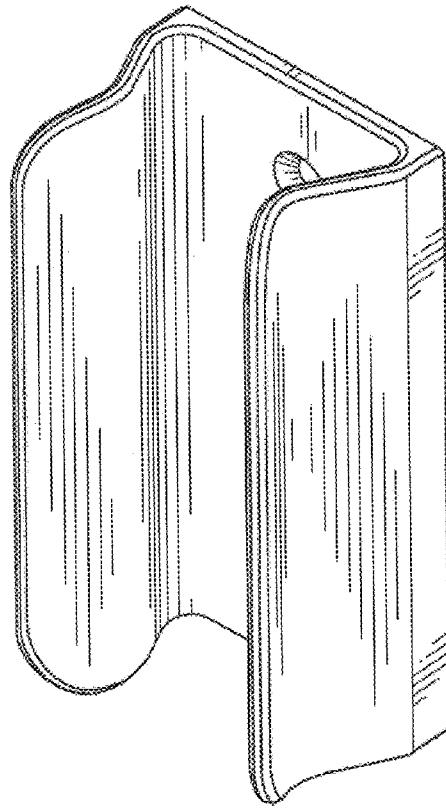


Fig. 15