



(86) Date de dépôt PCT/PCT Filing Date: 2002/09/27

(87) Date publication PCT/PCT Publication Date: 2003/04/03

(45) Date de délivrance/Issue Date: 2011/09/20

(85) Entrée phase nationale/National Entry: 2004/03/26

(86) N° demande PCT/PCT Application No.: US 2002/030882

(87) N° publication PCT/PCT Publication No.: 2003/027102

(30) Priorités/Priorities: 2001/09/27 (US60/325,815);
2001/09/27 (US60/325,819)

(51) Cl.Int./Int.Cl. *C07D 403/12* (2006.01),
A61K 31/404 (2006.01), *A61P 43/00* (2006.01),
C07D 209/34 (2006.01), *C07D 295/092* (2006.01),
C07D 295/135 (2006.01), *C07D 401/10* (2006.01)

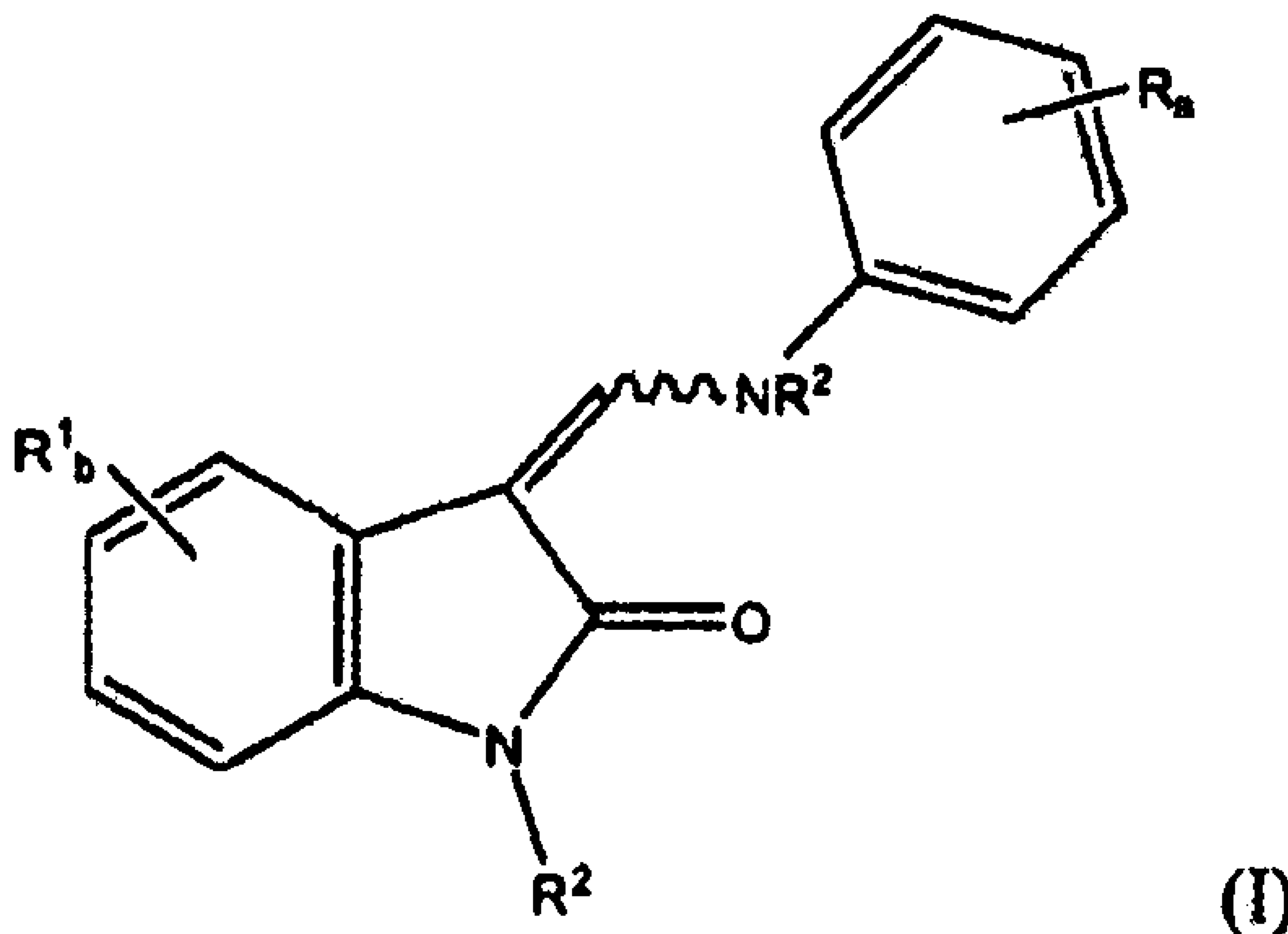
(72) Inventeurs/Inventors:
ANDREWS, STEVEN W., US;
WURSTER, JULIE A., US;
HULL, CLARENCE E., III, US;
WANG, EDWARD H., US;
MALONE, THOMAS, US

(73) Propriétaire/Owner:
ALLERGAN, INC., US

(74) Agent: GOWLING LAFLEUR HENDERSON LLP

(54) Titre : L'UTILISATION DE 3-(ARYLAMINO)METHYLENE-1, 3-DIHYDRO-2H-INDOL-2-ONES EN TANT
QU'INHIBITEURS DE KINASES

(54) Title: 3-(ARYLAMINO)METHYLENE-1,3-DIHYDRO-2H-INDOL-2-ONES AS KINASE INHIBITORS

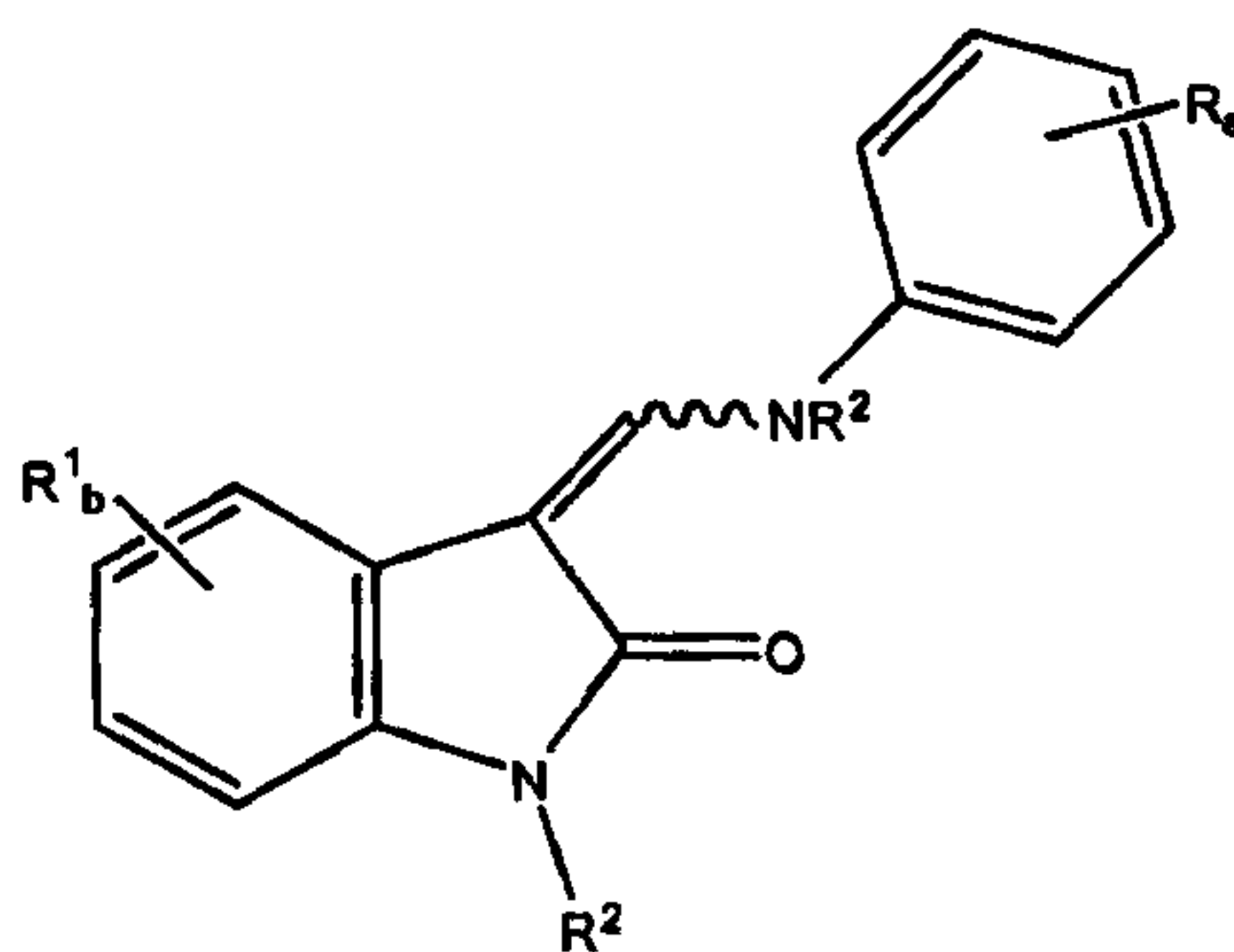


(57) Abrégé/Abstract:

The present invention relates to organic molecules of Formula I capable of modulating tyrosine kinase signal transduction in order to regulate, modulate and/or inhibit abnormal cell proliferation. (see formula I)

ABSTRACT:

The present invention relates to organic molecules of Formula I capable of modulating tyrosine kinase signal transduction in order to regulate, modulate and/or inhibit abnormal cell proliferation.



Formula I

3-(ARYLAMINO)METHYLENE-1, 3-DIHYDRO-2H-INDOL-2-ONES AS KINASE INHIBITORS

5 BACKGROUND OF THE INVENTION

This application claims priority under 35 U.S.C. §119(e)(1) to provisional application numbers 60/325,819 and 60/325,815, filed September 27, 2001.

10 1. Field Of The Invention

The present invention relates to novel compounds capable of modulating, regulating and/or inhibiting tyrosine kinase signal transduction. The present invention is also directed to methods of regulating, modulating or inhibiting
15 tyrosine kinases, whether of the receptor or non-receptor class, for the prevention and/or treatment of disorders related to unregulated tyrosine kinase signal transduction, including cell growth, metabolic, and blood vessel proliferative disorders.

20 2. Description Of The Related Art

Protein tyrosine kinases (PTKs) comprise a large and diverse class of proteins having enzymatic activity. The PTKs play an important role in the control of cell growth and differentiation.

25 For example, receptor tyrosine kinase mediated signal transduction is initiated by extracellular interaction with a specific growth factor (ligand), followed by receptor dimerization, transient stimulation of the intrinsic protein tyrosine kinase activity and phosphorylation. Binding sites are thereby created for intracellular signal transduction molecules and lead to the formation of complexes
30 with a spectrum of cytoplasmic signaling molecules that facilitate the appropriate cellular response (e.g., cell division, metabolic homeostasis, and responses to the extracellular microenvironment).

With respect to receptor tyrosine kinases, it has been shown also that tyrosine phosphorylation sites function as high-affinity binding sites for SH2 (src homology) domains of signaling molecules. Several intracellular substrate proteins that associate with receptor tyrosine kinases (RTKs) have been identified. They
5 may be divided into two principal groups: (1) substrates which have a catalytic domain; and (2) substrates which lack such domain but serve as adapters and associate with catalytically active molecules. The specificity of the interactions between receptors or proteins and SH2 domains of their substrates is determined by the amino acid residues immediately surrounding the phosphorylated tyrosine
10 residue. Differences in the binding affinities between SH2 domains and the amino acid sequences surrounding the phosphotyrosine residues on particular receptors are consistent with the observed differences in their substrate phosphorylation profiles. These observations suggest that the function of each receptor tyrosine kinase is determined not only by its pattern of expression and ligand availability but also by
15 the array of downstream signal transduction pathways that are activated by a particular receptor. Thus, phosphorylation provides an important regulatory step which determines the selectivity of signaling pathways recruited by specific growth factor receptors, as well as differentiation factor receptors.

Aberrant expression or mutations in the PTKs have been shown to lead to
20 either uncontrolled cell proliferation (e.g. malignant tumor growth) or to defects in key developmental processes. Consequently, the biomedical community has expended significant resources to discover the specific biological role of members of the PTK family, their function in differentiation processes, their involvement in tumorigenesis and in other diseases, the biochemical mechanisms underlying their
25 signal transduction pathways activated upon ligand stimulation and the development of novel drugs.

Tyrosine kinases can be of the receptor-type (having extracellular, transmembrane and intracellular domains) or the non-receptor type (being wholly intracellular).

The RTKs comprise a large family of transmembrane receptors with diverse biological activities. The intrinsic function of RTKs is activated upon ligand binding, which results in phosphorylation of the receptor and multiple cellular substrates, and subsequently in a variety of cellular responses.

5 At present, at least nineteen (19) distinct RTK subfamilies have been identified. One RTK subfamily, designated the HER subfamily, is believed to be comprised of EGFR, HER2, HER3 and HER4. Ligands to the Her subfamily of receptors include epithelial growth factor (EGF), TGF- α , amphiregulin, HB-EGF, betacellulin and heregulin.

10 A second family of RTKs, designated the insulin subfamily, is comprised of the INS-R, the IGF-1R and the IR-R. A third family, the "PDGF" subfamily includes the PDGF α and β receptors, CSFIR, c-kit and FLK-II. Another subfamily of RTKs, identified as the FLK family, is believed to be comprised of the Kinase insert Domain-Receptor fetal liver kinase-1 (KDR/FLK-1), the fetal liver kinase 4
15 (FLK-4) and the fms-like tyrosine kinase 1 (flt-1). Each of these receptors was initially believed to be receptors for hematopoietic growth factors. Two other subfamilies of RTKs have been designated as the FGF receptor family (FGFR1, FGFR2, FGFR3 and FGFR4) and the Met subfamily (c-met and Ron).

20 Because of the similarities between the PDGF and FLK subfamilies, the two subfamilies are often considered together. The known RTK subfamilies are identified in Plowman et al, 1994, DN&P 7(6): 334-339.

25 The non-receptor tyrosine kinases represent a collection of cellular enzymes which lack extracellular and transmembrane sequences. At present, over twenty-four individual non-receptor tyrosine kinases, comprising eleven (11) subfamilies (Src, Frk, Btk, Csk, Abl, Zap70, Fes/Fps, Fak, Jak, Ack and LIMK) have been identified. At present, the Src subfamily of non-receptor tyrosine kinases is comprised of the largest number of PTKs and include Src, Yes, Fyn, Lyn, Lck, Blk, Hck, Fgr and Yrk. The Src subfamily of enzymes has been linked to oncogenesis.

A more detailed discussion of non-receptor tyrosine kinases is provided in Bolen, 1993, *Oncogen* 8: 2025-2031.

Many of the tyrosine kinases, whether an RTK or non-receptor tyrosine kinase, have been found to be involved in cellular signaling pathways leading to cellular signal cascades leading to pathogenic conditions, including cancer, psoriasis and hyper immune response.

In view of the surmised importance of PTKs to the control, regulation and modulation of cell proliferation the diseases and disorders associated with abnormal cell proliferation, many attempts have been made to identify receptor and non-receptor tyrosine kinase "inhibitors" using a variety of approaches, including the use of mutant ligands (U.S. Patent No. 4,966,849), soluble receptors and antibodies (PCT Application No. WO 94/10202; Kendall & Thomas, 1994, *Proc. Nat'l Acad. Sci* 90: 10705-09; Kim, et al, 1993, *Nature* 362: 841-844), RNA ligands (Jellinek, et al, *Biochemistry* 33: 10450-56); Takano, et al, 1993, *Mol. Bio. Cell* 4:358A; Kinsella, et al, 1992, *Exp. Cell Res.* 199: 56-62; Wright, et al, 1992, *J. Cellular Phys.* 152: 448-57) and tyrosine kinase inhibitors (PCT Application Nos. WO 94/03427; WO 92/21660; WO 91/15495; WO 94/14808; U.S. Patent No. 5,330,992; Mariani, et al, 1994, *Proc. Am. Assoc. Cancer Res.* 35: 2268).

More recently, attempts have been made to identify small molecules which act as tyrosine kinase inhibitors. For example, bis monocyclic, bicyclic or heterocyclic aryl compounds (PCT Application No. WO 92/20642), vinylene-azaindole derivatives (PCT Application No. WO 94/14808) and 1-cyclopropyl-4-pyridyl-quinolones (U.S. Patent No. 5,330,992) have been described generally as tyrosine kinase inhibitors. Styryl compounds (U.S. Patent No. 5,217,999), styryl-substituted pyridyl compounds (U.S. Patent No. 5,302,606), certain quinazoline derivatives (EP Application No. 0 566 266 A1), seleoindoles and selenides (PCT Application No. WO 94/03427), tricyclic polyhydroxylic compounds (PCT Application No. WO 92/21660) and benzylphosphonic acid compounds (PCT

Application No. WO 91/15495) have been described as compounds for use as tyrosine kinase inhibitors for use in the treatment of cancer.

The identification of effective small compounds which specifically inhibit signal transduction by modulating the activity of receptor and non-receptor tyrosine kinases to regulate and modulate abnormal or inappropriate cell proliferation is
5 therefore desirable and one object of this invention.

Finally, certain small compounds are disclosed in U.S. Patents 5,792,783; 5,834,504; 5,883,113; 5,883,116 and 5,886,020 as useful for the treatment of diseases related to unregulated TKS transduction. These patents disclose starting
10 materials and methods for the preparation thereof, screens and assays to determine a claimed compound's ability to modulate, regulate and/or inhibit cell proliferation, indications which are treatable with said compounds, formulations and routes of administration, effective dosages, etc.

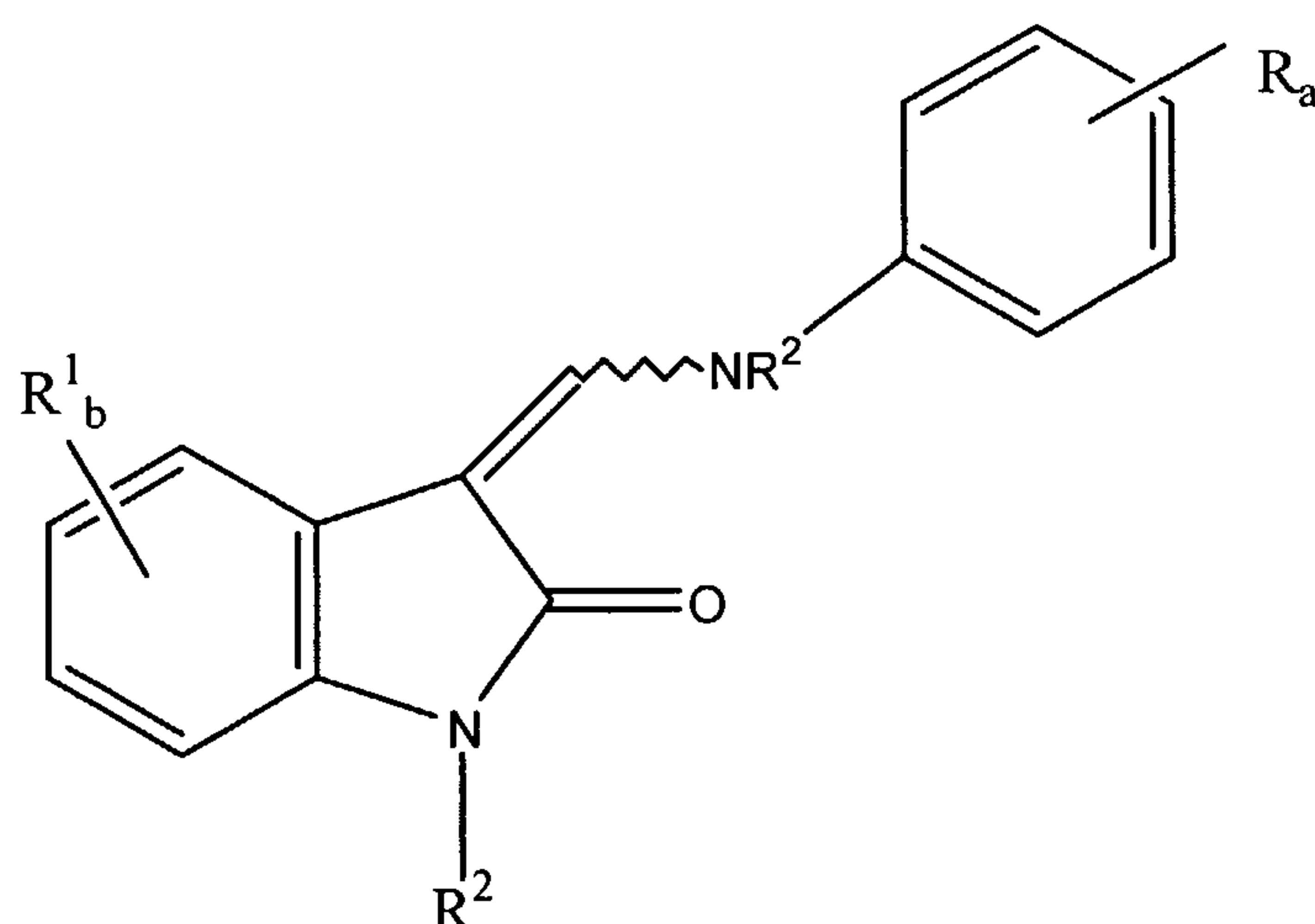
15

BRIEF SUMMARY OF THE INVENTION

The present invention relates to organic molecules capable of modulating, regulating and/or inhibiting tyrosine kinase signal transduction. Such compounds
20 are useful for the treatment of diseases related to unregulated TKS transduction, including cell proliferative diseases such as cancer, atherosclerosis, restenosis, metabolic diseases such as diabetes, inflammatory diseases such as psoriasis and chronic obstructive pulmonary disease, vascular proliferative disorders such as diabetic retinopathy, age-related macular degeneration and retinopathy of
25 prematurity, autoimmune diseases and transplant rejection.

In one illustrative embodiment, the compounds of the present invention have the formula:

6



- wherein R^1 is selected from the group consisting of halogen, NO_2 , CN , C_1 to C_4 alkyl and aryl, e.g. phenyl; R^2 is selected from the group consisting of hydrogen, C_1 to C_8 alkyl, COCH_3 , $\text{CH}_2\text{CH}_2\text{OH}$, $\text{CH}_2\text{CH}_2\text{CH}_2\text{OH}$ and phenyl; R is selected from the group consisting of D, halogen, C_1 to C_8 alkyl, CF_3 , OCF_3 , OCF_2H , CH_2CN , CN , SR^2 , $(\text{CR}^7\text{R}^8)_c\text{C}(\text{O})\text{OR}^2$, $\text{C}(\text{O})\text{N}(\text{R}^2)_2$, $(\text{CR}^7\text{R}^8)_c\text{OR}^2$, $\text{HNC}(\text{O})\text{R}^2$, $\text{HN}-\text{C}(\text{O})\text{OR}^2$, $(\text{CR}^7\text{R}^8)_c\text{N}(\text{R}^2)_2$, $\text{SO}_2(\text{CR}^7\text{R}^8)_c\text{N}(\text{R}^2)_2$, $\text{OP}(\text{O})(\text{OR}^2)_2$, $\text{OC}(\text{O})\text{OR}^2$, OCH_2O , $\text{HN}-\text{CH}=\text{CH}$, $-\text{N}(\text{COR}^2)\text{CH}_2\text{CH}_2$, $\text{HC}=\text{N}-\text{NH}$, $\text{N}=\text{CH}-\text{S}$, $\text{O}(\text{CR}^7\text{R}^8)_d-\text{R}^6$ and $(\text{CR}^7\text{R}^8)_c-\text{R}^6$, $-\text{NR}_2(\text{CR}^7\text{R}^8)_d\text{R}^6$ wherein R^6 is selected from the group consisting of halogen, 3-fluoropyrrolidinyl, 3-fluoropiperidinyl, 2-pyridinyl, 3-pyridinyl, 4-pyridinyl, 3-pyrrolinyl, pyrrolidinyl, methyl isonipecotate, N-(2-methoxyethyl)-N-methylamyl, 1,2,3,6-tetrahydropyridinyl, morpholinyl, hexamethyleneiminyl, piperazinyl-2-one, piperazinyl, N-(2-methoxyethyl)ethylaminyl, thiomorpholinyl, heptamethyleneiminyl, 1-piperazinylcarboxaldehyde, 2,3,6,7-tetrahydro-(1H)-1,4-diazepinyl-5(4H)-one, N-methylhomopiperazinyl, (3-dimethylamino)pyrrolidinyl, N-(2-methoxyethyl)-N-propylaminyl, isoindolinyl, nipecotamidinyl, isonipecotamidinyl, 1-acetylpiperazinyl, 3-acetamidopyrrolidinyl, trans-decahydroisoquinolinyl, cis-decahydroisoquinolinyl, N-acetylhomopiperazinyl, 3-(diethylamino)pyrrolidinyl, 1,4-dioxo-8-azaspiro[4.5]decaninyl, 1-(2-methoxyethyl)-piperazinyl, 2-pyrrolidin-3-ylpyridinyl, 4-pyrrolidin-3-ylpyridinyl, 3-

7

(methylsulfonyl)pyrrolidinyl, 3-picolylmethylaminyl, 2-(2-methylaminoethyl)pyridinyl, 1-(2-pyrimidyl)-piperazinyl, 1-(2-pyrazinyl)-piperazinyl, 2-methylaminomethyl-1,3-dioxolane, 2-(N-methyl-2-aminoethyl)-1,3-dioxolane, 3-(N-acetyl-N-methylamino)pyrrolidinyl, 2-methoxyethylaminyl, tetrahydrofurfurylaminy, 4-aminotetrahydropyran, 2-amino-1-methoxybutane, 2-methoxyisopropylaminyl, 1-(3-aminopropyl)imidazole, histamyl, N,N-diisopropylethylenediaminyl, 1-benzyl-3-aminopyrrolidyl 2-(aminomethyl)-5-methylpyrazinyl, 2,2-dimethyl-1,3-dioxolane-4-methanaminyl, (R)-3-amino-1-N-BOC-pyrrolidinyl, 4-amino-1,2,2,6,6-pentamethylpiperidinyl, 4-aminomethyltetrahydropyran, ethanolamine and alkyl-substituted derivatives thereof and wherein when c is 1 said CH₂ may be



and CH₂CH₂CH₂; provided said alkyl or phenyl radicals may be substituted with one or two halo, hydroxy or lower alkyl amino radicals wherein R⁷ and R⁸ may be selected from the group consisting of H, F and C₁-C₄ alkyl or CR⁷R⁸ may represent a carbocyclic ring of from 3 to 6 carbons, preferably R⁷ and R⁸ are H or CH₃;

20 b is 0 or an integer of from 1 to 3;
 a is 0 or an integer of from 1 to 5, preferably 1 to 3;
 c is 0 or an integer of from 1 to 4,
 d is an integer of from 2 to 5;
 the wavy line represents a E or Z bond and pharmaceutically acceptable salts

25 thereof.

DETAILED DESCRIPTION OF THE INVENTION

In one embodiment of the present invention R¹ is selected from the group consisting of H, i.e. b is 0; CH₃, F, Cl and phenyl.

Preferably, R is selected from the group consisting of CH₃, CH₂CH₃, OCH₃, OH, t-butyl, F, CN, C(O)NH₂, HN C(O)CH₃, CH₂C(O)OH, SO₂NH₂, C(O)OH, OCF₂H, isopropyl, C₂H₅OH, C(O)OCH₃, CH₂OH, NH-CH=CH, HC=N-N-H, N=CH-S, O(CR⁷R⁸)_dR⁶, (CR⁷R⁸)_cR⁶ and -NR²(CR⁷R⁸)_dR⁶, wherein R⁶ is selected

5 from the group consisting of 3-fluoropyrrolidiny, 3-fluoropiperidiny, 2-pyridiny, 3-pyridiny, 4-pyridiny, 3-pyrroliny, pyrrolidiny, methyl isonipecotate, N-(2-methoxyethyl)-N-methylamyl, 1,2,3,6-tetrahydropyridiny, morpholiny, hexamethyleneiminy, piperaziny-2-one, piperaziny, N-(2-methoxyethyl)ethylaminy, thiomorpholiny, heptamethyleneiminy, 1-

10 piperaziny, carboxaldehyde, 2,3,6,7-tetrahydro-(1H)-1,4-diazepiny-5(4H)-one, N-methylhomopiperaziny, (3-dimethylamino)pyrrolidiny, N-(2-methoxyethyl)-N-propylaminy, isoindoliny, nipecotamidiny, isonipecotamidiny, 1-acetylpiperaziny, 3-acetamidopyrrolidiny, trans-decahydroisoquinoliny, cis-decahydroisoquinoliny, N-acetylhomopiperaziny,

15 3-(diethylamino)pyrrolidiny, 1,4-dioxo-8-azaspiro[4.5]decaniny, 1-(2-methoxyethyl)-piperaziny, 2-pyrrolidin-3-ylpyridiny, 4-pyrrolidin-3-ylpyridiny, 3-(methylsulfonyl)pyrrolidiny, 3-picolylmethylaminy, 2-(2-methylaminoethyl)pyridiny, 1-(2-pyrimidyl)-piperaziny, 1-(2-pyraziny)-piperaziny, 2-methylaminomethyl-1,3-dioxolane,

20 2-(N-methyl-2-aminoethyl)-1,3-dioxolane, 3-(N-acetyl-N-methylamino)pyrrolidiny, 2-methoxyethylaminy, tetrahydrofurfurylaminy, 4-aminotetrahydropyran, 2-amino-1-methoxybutane, 2-methoxyisopropylaminy, 1-(3-aminopropyl)imidazole, histamyl, N,N-diisopropylethylenediaminy, 1-benzyl-3-aminopyrrolidyl 2-(aminomethyl)-5-methylpyraziny, 2,2-dimethyl-1,3-

25 dioxolane-4-methanaminy, (R)-3-amino-1-N-BOC-pyrrolidiny, 4-amino-1,2,2,6,6-pentamethylpiperidiny, 4-aminomethyltetrahydropyrany, ethanolamine and alkyl-substituted derivatives thereof, e.g. R⁶ is morpholiny or CH₂N(CH₃)₂.

More preferably, R is selected from the group consisting of m-ethyl, p-methoxy, p-hydroxy, m-hydroxy, p-cyano, m-C(O)NH₂, p-HNC(O)CH₃, p-

CH₂C(O)OH, p-SO₂NH₂, p-CH₂OH, m-methoxy, p-CH₂CH₂OH, HNCH=CH, HC=N-NH, p-morpholinyl, N=CH-S, p-OCHF₂, p-COOH, p-CH₃, p-OCH₃, m-F, m-CH₂N(C₂H₅)₂, (CR⁷R⁸)_cR⁶, O(CR⁷R⁸)_dR⁶ and NR²(CR⁷R⁸)_dR⁶.

It is noted that R may represent a condensed ring that is attached to the
 5 above phenyl ring at two positions. For example, as shown in Example 23, below, CH₂CH₂CH₂ may be attached at the 3 and 4 (or m and p) positions of the phenyl ring.

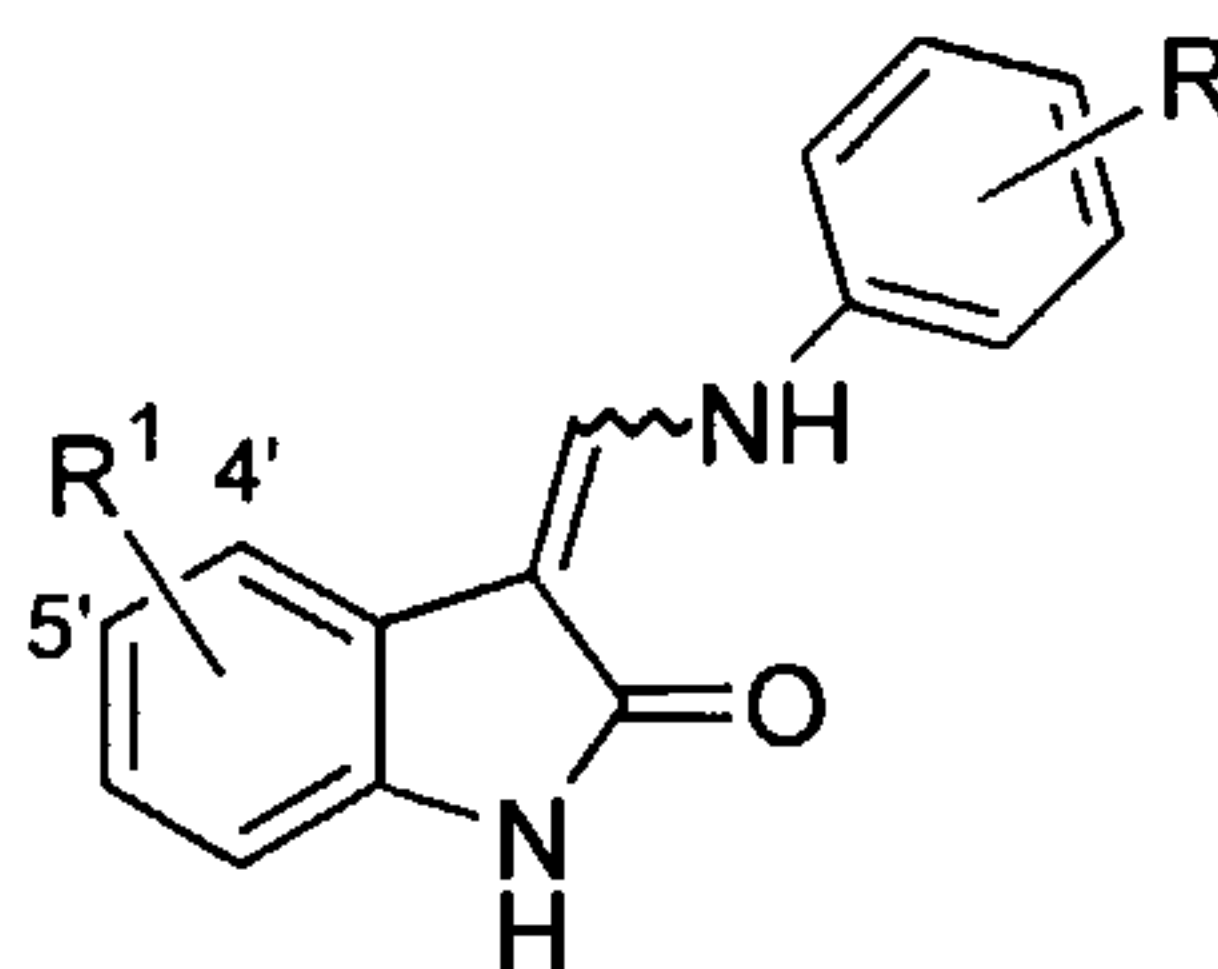
Still more preferably, R is selected from the group consisting of fluoro, methyl, (CR⁷R⁸)_cR⁶, O(CR⁷R⁸)_dR⁶ and NR²(CR⁷R⁸)_dR⁶ wherein R⁶ is selected from
 10 dimethylamino, diethylamino, 3-fluoropyrrolidinyl, 3-fluoropiperidinyl, 3-pyridinyl, 4-pyridinyl, pyrrolidinyl, morpholinyl, piperazinyl, heptamethyleneiminyl, tetrahydrofurfurylaminy, 4-aminotetrahydropyranyl, N,N-diisopropylethylenediaminyl and 4-aminomethyltetrahydropyran.

In particular, the compounds of the present invention are selected from the
 15 compounds of Table 1, below.

TABLE 1

Unsubstituted 4-Methyl & 5-Chloro 3-[(Substituted Phenylamino)-methylene]-1,3-dihydro-indol-2-ones.

20

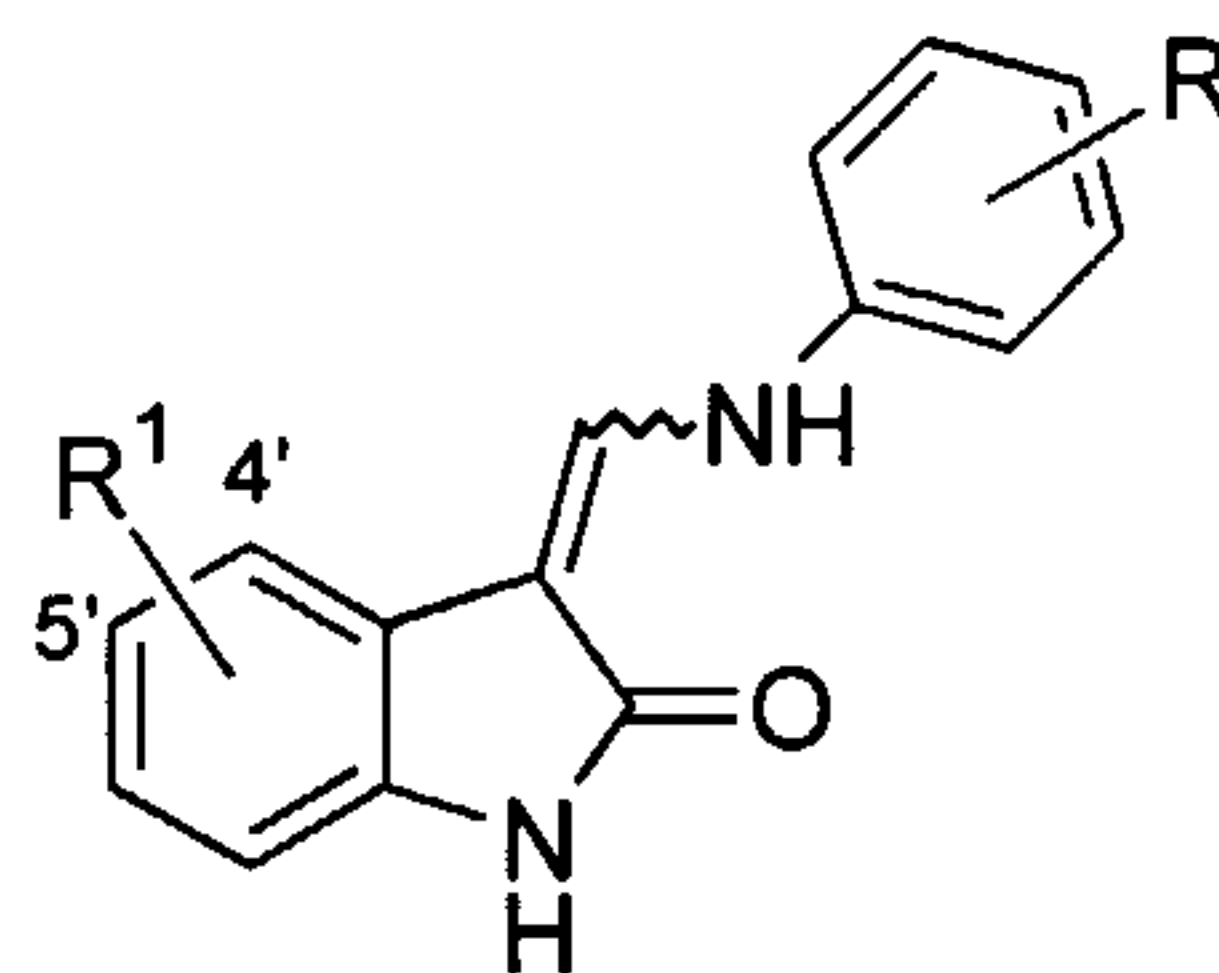


Example #	R ¹	R Substitution				
		2	3	4	5	6
1	H	H	H	H	H	H
2	H	H	Br	H	H	H
3	H	H	H	Br	H	H
4	H	Br	H	H	H	H
5	H	H	H	Et	H	H

10

6	H	H	Et	H	H	H
7	H	H	H	OMe	H	H
8	H	H	H	CO ₂ Et	H	H
9	H	Et	H	H	H	H
10	H	H	F	Me	H	H
11	H	Me	F	H	H	H
12	H	H	H	OH	H	H
13	H	H	Cl	OH	H	H
14	H	Me	H	F	H	H
15	H	H	OH	H	H	H
16	H	H	OMe	H	OMe	H
17	H	H	H	tBu	H	H
18	H	H	H	Me	H	H
19	H	H	Me	H	Me	H
20	H	H	Me	Me	H	H
21	H	H	F	OMe	H	H
22	H	H	CF ₃	H	H	H
23	H	H	-CH ₂ CH ₂ CH ₂ -		H	H
24	H	F	H	Cl	H	H
25	H	H	H	CF ₃	H	H
26	H	F	H	Me	OCO ₂ Et	H
27	H	F	H	Me	OCO ₂ CH ₂ C(CH ₃) ₃	H
28	H	F	H	Cl	OH	H
29	H	H	H	CN	H	H
30	H	H	H	CH ₂ CN	H	H
31	H	H	-CH=CH-NH-		H	H
32	H	H	-NH-N=CH-		H	H
33	H	H	H	CONH ₂	H	H
34	H	H	H	NHCOCH ₃	H	H
35	H	H	CH ₂ CO ₂ H	H	H	H
36	H	H	H	Cl	H	H

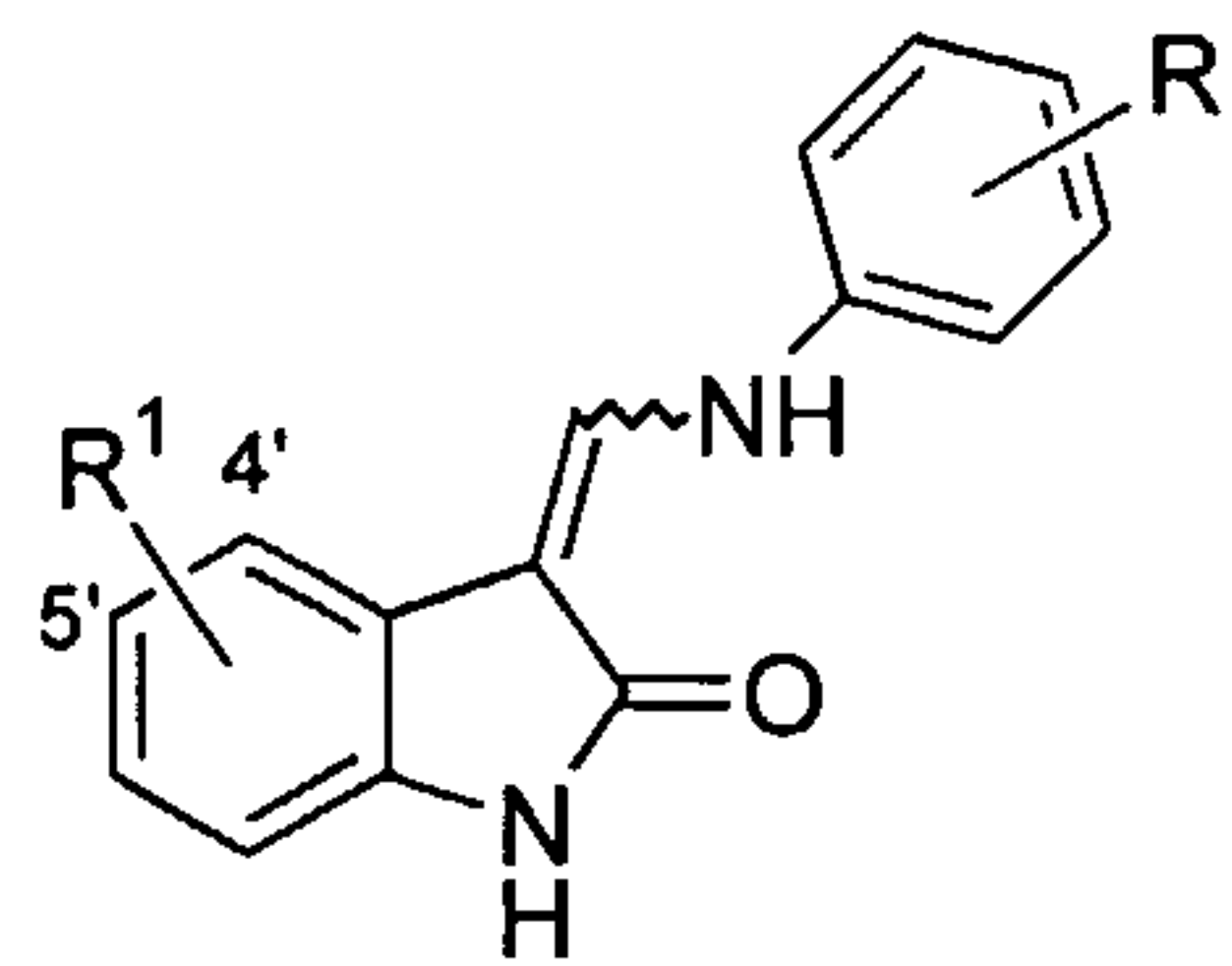
Unsubstituted, 4-methyl & 5-Chloro 3-[(Substituted Phenylamino)-methylene]-1,3-dihydro-indol-2-ones.



Example #	R ¹	R Substitution				
		2	3	4	5	6
37	H	H	CO ₂ H	Cl	H	H
38	H	H	H	SO ₂ NH ₂	H	H
39	H	H	H	SO ₂ NHCOCH ₃	H	H

40	H	H	H	N-morpholino	H	H
41	H	H	H	OPh	H	H
42	H	H	OMe	OMe	H	H
43	H	H		-S-CH=N-	H	H
44	H	H	OH	CO ₂ H	H	H
45	H	H	CF ₃	Cl	H	H
46	H	H	CF ₃	H	CF ₃	H
47	H	H	CF ₃	F	H	H
48	H	H	OH	Me	H	H
49	H	H	OH	OMe	H	H
50	H	H	H	OCHF ₂	H	H
51	H	H	H	OCF ₃	H	H
52	H	H	H	iPr	H	H
53	H	F	H	Me	H	H
54	H	H	Me	Cl	H	H
55	H	H	CF ₃	OMe	H	H
56	H	H	CF ₃	Me	H	H
57	5'-Cl	H	OMe	H	H	H
58	4'-Me	H	H	H	H	H
59	4'-Me	H	H	OMe	H	H
60	4'-Me	H	OH	H	H	H
61	4'-Me	H	OMe	H	OMe	H
62	4'-Me	H	H	Me	H	H
63	4'-Me	H	Me	H	Me	H
64	5'-Cl	H	H	OCHF ₂	H	H
65	5'-Cl	H	OH	OMe	H	H
66	5'-Cl	H	H	OCF ₃	H	H
67	5'-Cl	H	Me	OH	H	H
68	5'-Cl	H		-OCH ₂ O-	H	H
69	5'-Cl	H	Me	Me	H	H
70	5'-Cl	H	H	iPr	H	H
71	5'-Cl	H	OH	Me	H	H
72	5'-Cl	H	H	(CH ₂) ₂ OH	H	H

Unsubstituted, 4-methyl & 5-Chloro 3-[(Substituted Phenylamino)-methylene]-1,3-dihydro-indol-2-ones.

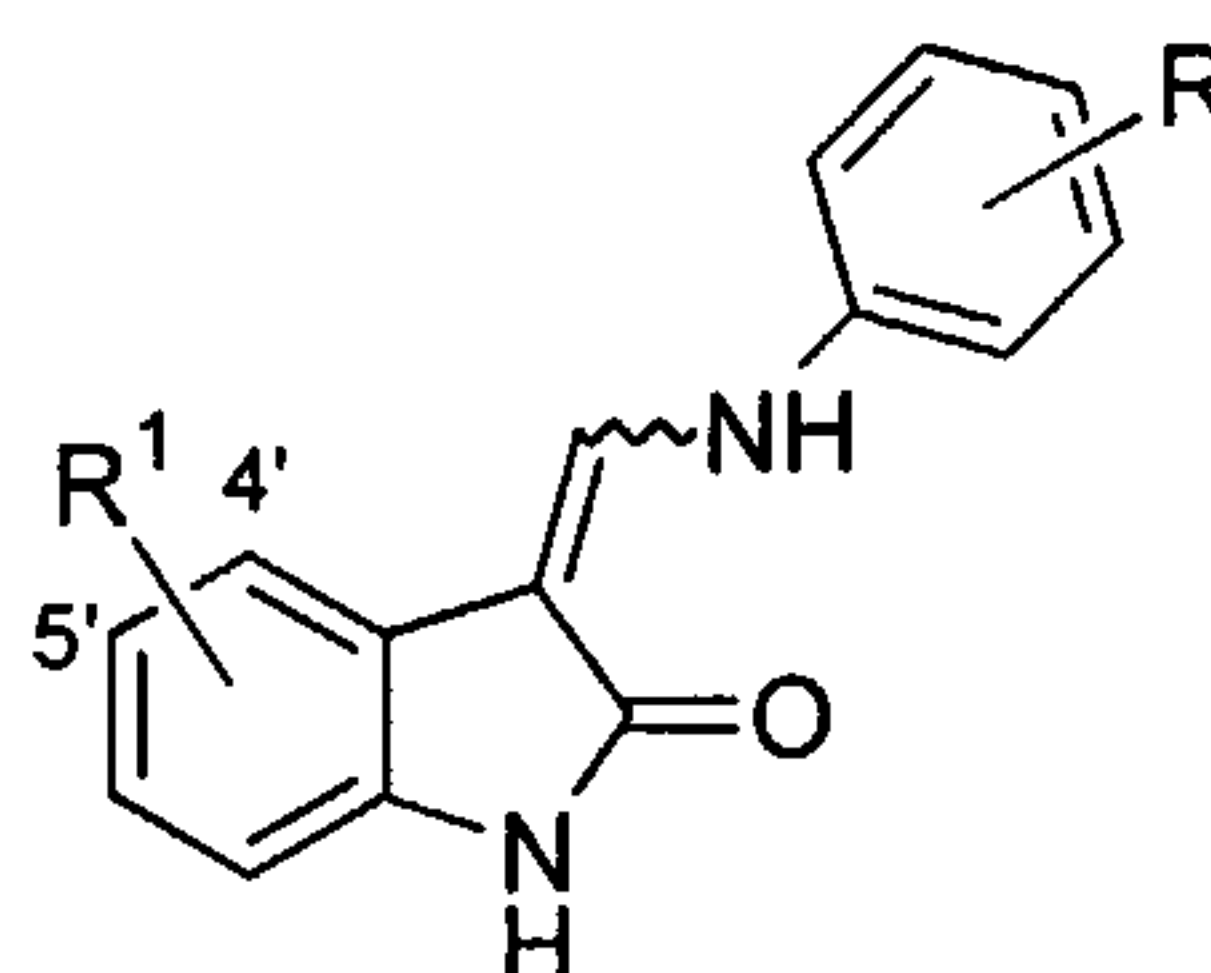


Example #	R ¹	R Substitution				
		2	3	4	5	6
73	5'-Cl	H	H	OMe	H	H

12

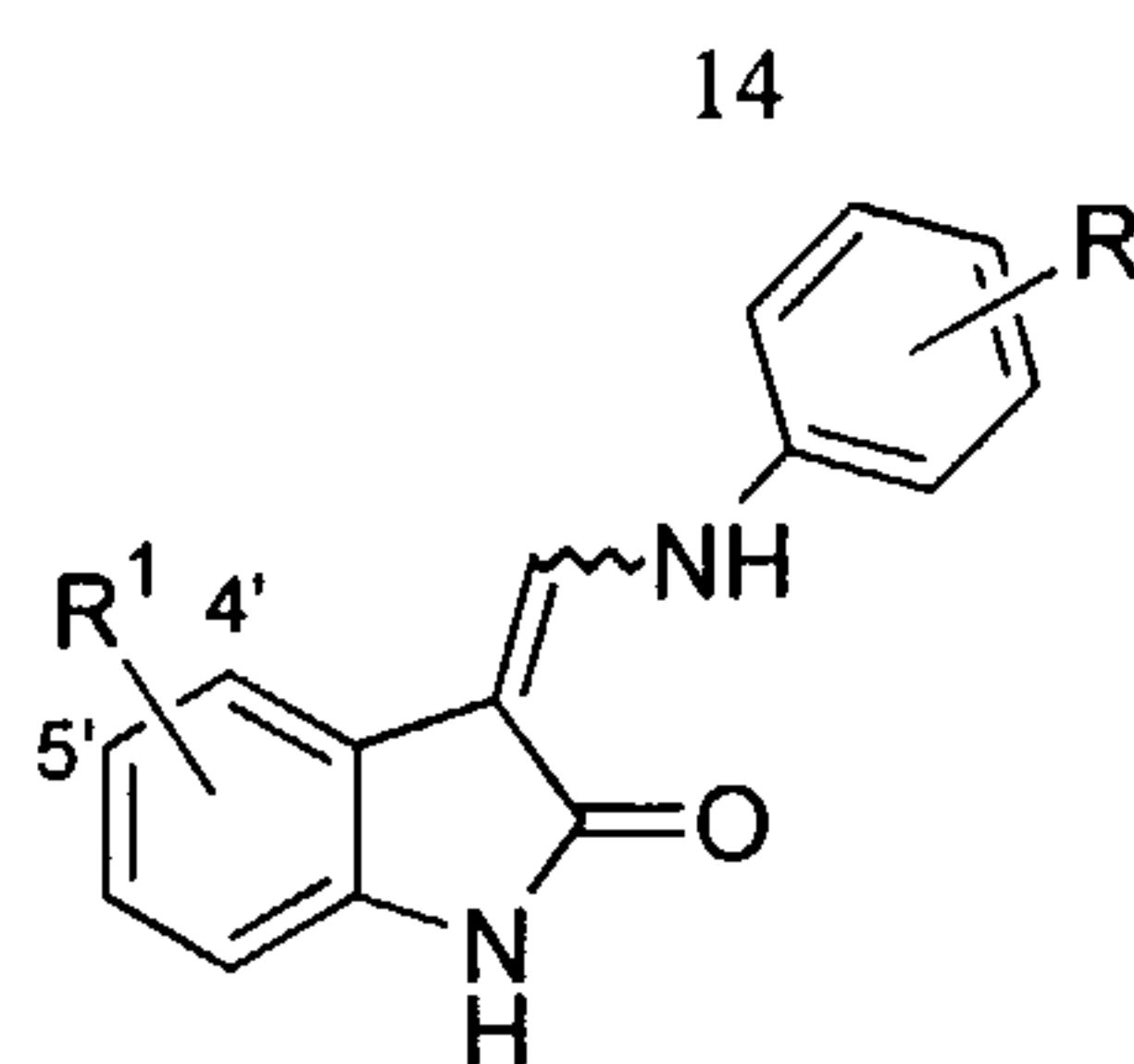
74	5'-Cl	H	H	H	H	H
75	5'-Cl	H	OMe	H	OMe	H
76	5'-Cl	H	OH	H	H	H
77	5'-Cl	H	H	OH	H	H
78	5'-Cl	H	Me	H	Me	H
79	5'-Cl	H	H	Me	H	H
80	H	H	-OCH ₂ O-		H	H
81	H	H	CO ₂ H	OH	H	H
82	H	H	H	OE _t	H	H
83	H	H	-N(COMe)-CH ₂ -CH ₂ -		H	H
84	H	H	H	OPO(OH) ₂	H	H
85	H	H	CO ₂ H	CO ₂ H	H	H
86	H	H	H	CO ₂ H	H	H
87	H	H	H	(CH ₂) ₂ OH	H	H
88	H	H	H	CH ₂ OH	H	H
89	H	H	OMe	CO ₂ CH ₃	H	H
90	4'-Me	H	-NH-N=CH-		H	H
91	4'-Me	H	F	OMe	H	H
92	4'-Me	H	-S-CH=N-		H	H
93	4'-Me	H	OMe	CO ₂ CH ₃	H	H
94	H	H	OMe	H	H	H
95	4'-Me	H	Me	Me	H	H
96	4'-Me	H	H	OH	H	H
97	4'-Me	H	-CH=CH-NH-		H	H
98	4'-Me	H	H	t-Bu	H	H
99	4'-Me	H	H	CH ₂ OH	H	H
100	5'-Cl	H	H	t-Bu	H	H
101	5'-Cl	H	-S-CH=N-		H	H
102	5'-Cl	H	OMe	OMe	H	H
103	5'-Cl	H	-NH-N=CH-		H	H
104	5'-Cl	OMe	H	Cl	OMe	H
105	5'-Cl	H	F	OMe	H	H
106	5'-Cl	H	H	N-morpholino	H	H
107	5'-Cl	H	H	OE _t	H	H
108	5'-Cl	H	CO ₂ H	OH	H	H

Unsubstituted, 4-methyl & 5-Chloro 3-[(Substituted Phenylamino)-methylene]-1,3-dihydro-indol-2-ones.



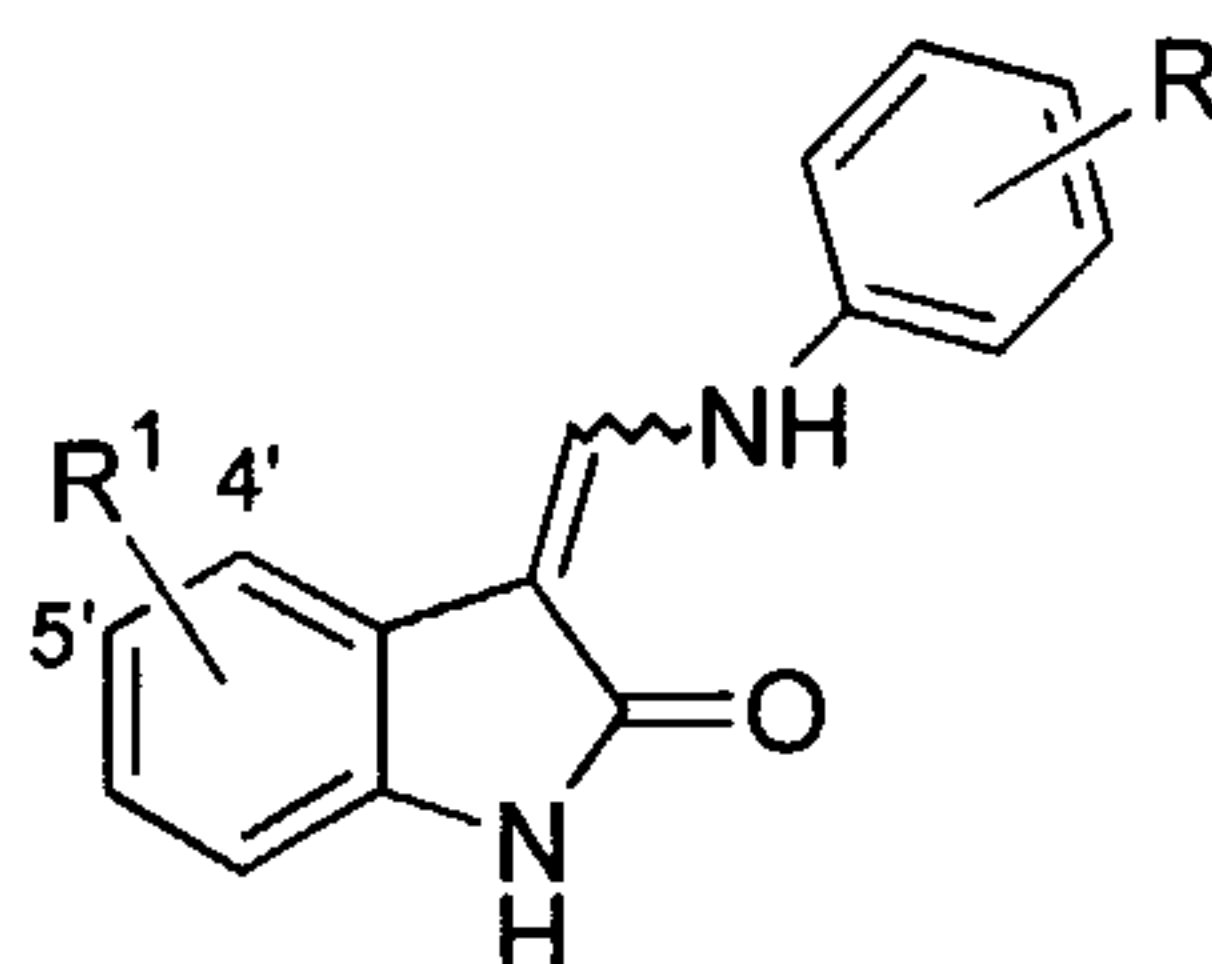
Example #	R ¹	R Substitution				
		2	3	4	5	6
109	5'-Cl	H	CH ₂ NEt ₂	OH	H	H
110	5'-Cl	H	-CH=CH-NH-		H	H
111	5'-Cl	H	H	CH ₂ OH	H	H
112	5'-Cl	H	Me	iPr	H	H
113	4'-Me	H	H	CH ₂ CH ₂ OH	H	H
114	5'-Cl	H	H	NHCOMe	H	H
115	5'-Cl	H	H	CH ₂ CO ₂ H	H	H
116	5'-Cl	H	H	SO ₂ NH ₂	H	H
117	4'-Me	H	OH	OMe	H	H
118	4'-Me	H	CO ₂ H	OH	H	H
119	4'-Me	H	H	OCHF ₂	H	H
120	4'-Me	H	H	OCF ₃	H	H
121	4'-Me	H	CF ₃	OMe	H	H
122	4'-Me	H	H	OEt	H	H
123	4'-Me	H	H	iPr	H	H
124	4'-Me	H	-O-CH ₂ -O-		H	H
125	4'-Me	H	OH	Me	H	H
126	4'-Me	H	OMe	OMe	H	H
127	4'-Me	Et	H	H	H	H
128	4'-Me	H	H	CN	H	H
129	4'-Me	H	H	CONH ₂	H	H
130	4'-Me	H	H	NHCOCH ₃	H	H
131	4'-Me	H	H	CH ₂ CO ₂ H	H	H
132	4'-Me	H	Me	OH	H	H
133	H	H	Me	OH	H	H
134	H	H	OH	NHCO ₂ Et	H	H
135	4'-Me	F	H	OMe	H	H
136	H	H	H	SMe	H	H
137	4'-Me	H	H	SMe	H	H
138	5'-Cl	H	H	SMe	H	H
139	H	H	H	-CH ₂ CH ₂ CH ₂ CO ₂ H	H	H
140	4'-Me	H	H	-CH ₂ CH ₂ CH ₂ CO ₂ H	H	H
141	H	H	-CH ₂ CH ₂ CO ₂ H	H	H	H
142	4'-Me	H	-CH ₂ CH ₂ CO ₂ H	H	H	H
143	5'-Cl	H	-CH ₂ CH ₂ CO ₂ H	H	H	H
144	H	H	H	-CH ₂ CH ₂ CO ₂ H	H	H
145	4'-Me	H	H	-CH ₂ CH ₂ CO ₂ H	H	H
146	5'-Cl	H	H	-CH ₂ CH ₂ CO ₂ H	H	H

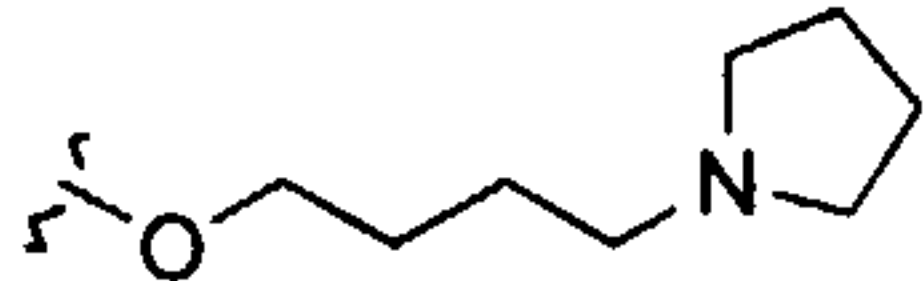
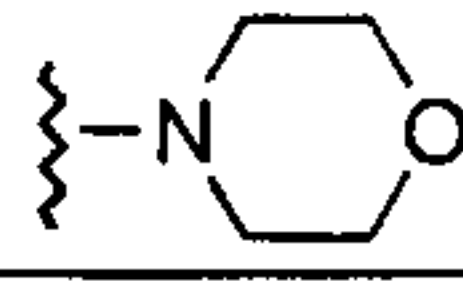
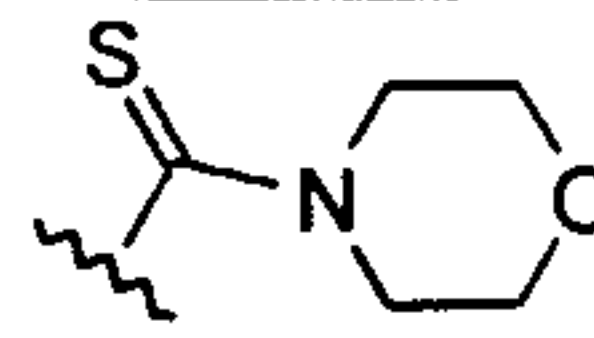
Unsubstituted, 4-methyl, 5-Chloro & 5-Fluoro 3-[(Substituted Phenylamino)-methylene]-1,3-dihydro-indol-2-ones.



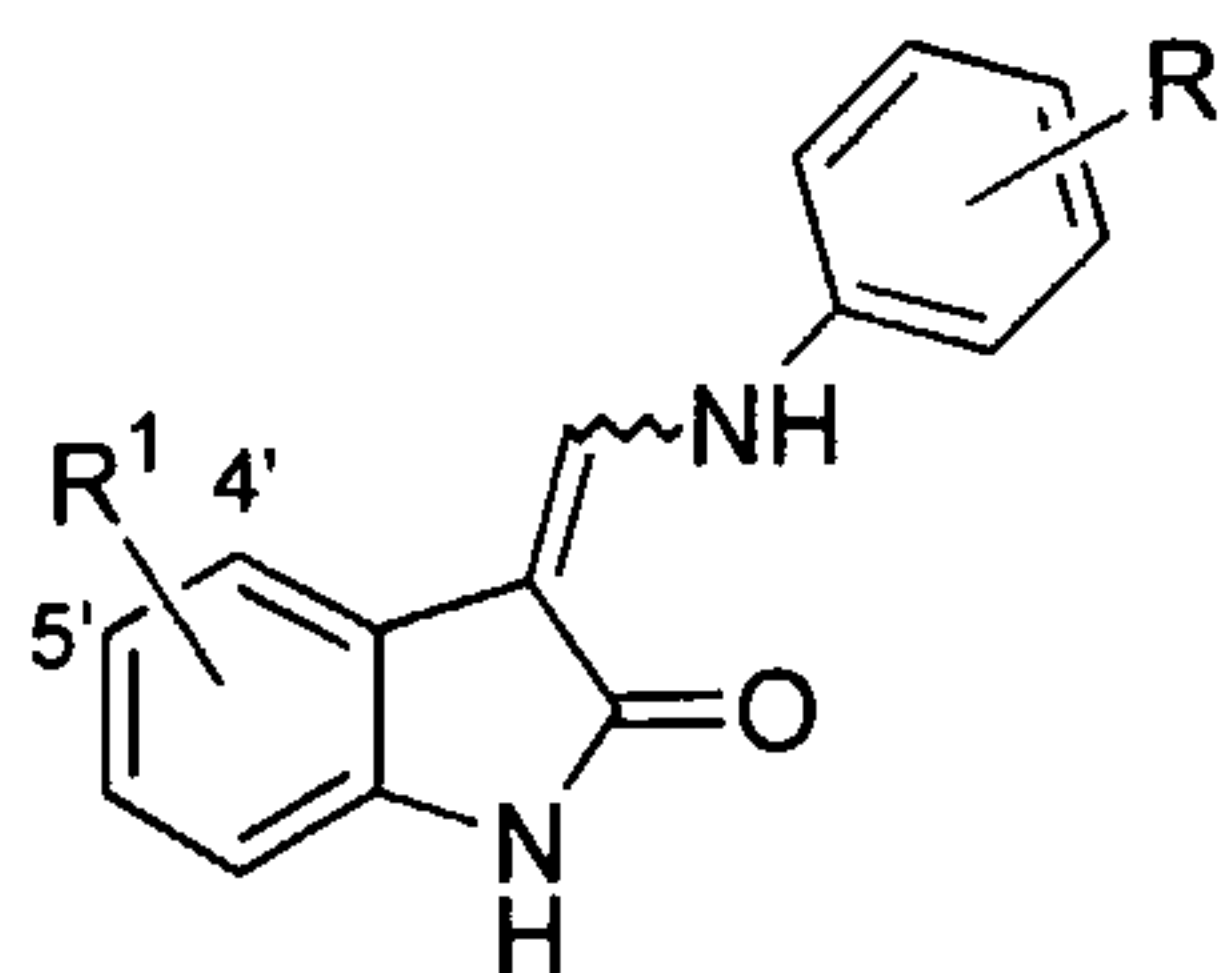
Example #	R ¹	R Substitution				
		2	3	4	5	6
147	4'-Me	H	Et	H	H	H
148	5'-Cl	H	Et	H	H	H
149	5'-Cl	H	H	Et	H	H
150	5'-Cl	H	H	-CH ₂ CH ₂ CH ₂ CO ₂ H	H	H
151	4'-Me	H	H	Et	H	H
152	5'-Cl	H	H	-CN	H	H
155	4'-Me	H	OH	CO ₂ H	H	H
156	H	H	H	N(Me) ₂	H	H
157	H	H	H		H	H
158	H	H	H		H	H
159	H	H	H		H	H
160	H	H	CH ₂ N(Et) ₂	OH	H	H
161	4'-Me	H	CH ₂ N(Et) ₂	OH	H	H
162	5'-F	H	-CH=CH-NH-		H	H
163	5'-F	H	-NH-N=CH-		H	H
164	5'-F	H	OH	OMe	H	H
165	5'-F	H	H	CH ₂ CH ₂ CO ₂ H	H	H
166	5'-F	H	H	SO ₂ NH ₂	H	H
167	5'-F	H	H		H	H
168	5'-F	H	H		H	H
169	5'-F	H	H	H	H	H
170	5'-F	H	H	CONH ₂	H	H
171	5'-F	H	H	SMe	H	H
172	5'-F	H	F	OMe	H	H
173	5'-F	H	-S-CH=N-		H	H
174	5'-F	H	H	CH ₂ CO ₂ H	H	H
175	5'-F	H	CH ₂ CH ₂ CO ₂ H	H	H	H
176	5'-F	H	Et	H	H	H

Unsubstituted, 4-methyl, 5-Chloro & 5-Fluoro 3-[(Substituted Phenylamino)-methylene]-1,3-dihydro-indol-2-ones.



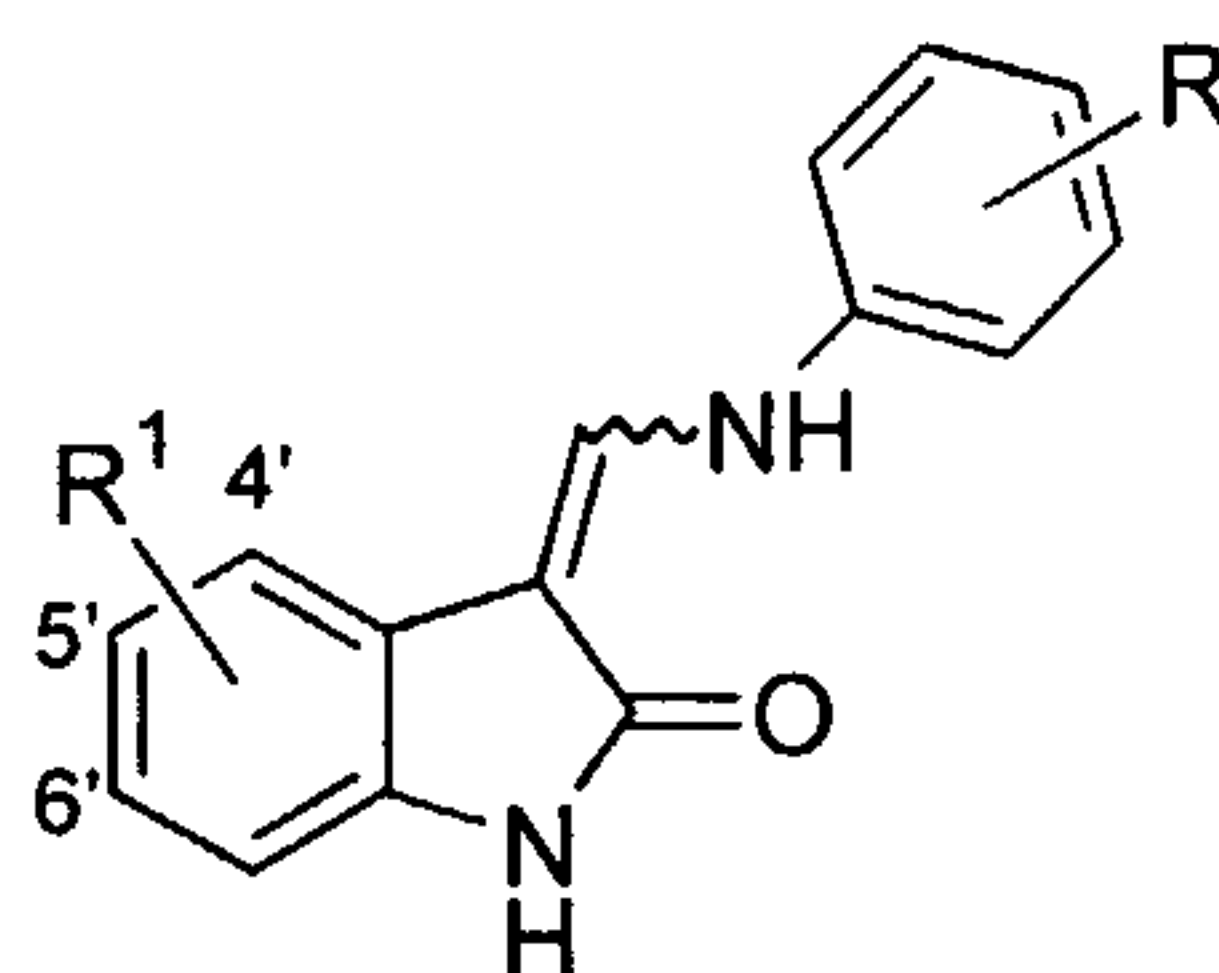
Example #	R ¹	R Substitution				
		2	3	4	5	6
177	5'-F	H	OH	H	H	H
178	5'-F	H	H	CH ₂ OH	H	H
179	H	H	H		H	H
180	H	H	H	NH ₂	H	H
181	4'-Me	H	H	NH ₂	H	H
182	H	H	CH(OH)CH ₃	H	H	H
183	4'-Me	H	CH(OH)CH ₃	H	H	H
184	H	H	CH ₂ OH	H	H	H
185	4'-Me	H	CH ₂ OH	H	H	H
186	H	H	NHCO ₂ <i>t</i> -Bu	H	H	H
187	4'-Me	H	NHCO ₂ <i>t</i> -Bu	H	H	H
188	H	H	H	N(Et) ₂	H	H
189	4'-Me	H	H	N(Et) ₂	H	H
190	H	H	SO ₂ N(CH ₂ CH ₂ OH) ₂	H	H	H
191	4'-Me	H	SO ₂ N(CH ₂ CH ₂ OH) ₂	H	H	H
192	H	H	H	SO ₂ NCH ₂ CH ₂ OH	H	H
193	H	H	SO ₂ NCH ₂ CH ₂ CH ₂ OH	H	H	H
194	4'-Me	H	SO ₂ NCH ₂ CH ₂ CH ₂ OH	H	H	H
195	H	H	CO ₂ H		H	H
196	4'-Me	H	H		H	H
197	4'-Me	H	H	SO ₂ NCH ₂ CH ₂ OH	H	H
198	H	H	H	OCH ₂ CH ₂ CH ₂ Cl	H	H
199	H	H	H	OCH ₂ CH ₂ CH ₂ CH ₂ Cl	H	H
200	H	H	H	OCH ₂ CH ₂ CH ₂ I	H	H
201	H	H	H	OCH ₂ CH ₂ CH ₂ CH ₂ I	H	H
202	4'-Me	D	D	D	D	D
203	H	D	D	CO ₂ H	D	D
204	H	D	D	NH ₂	D	D
205	4'-Me	D	D	NH ₂	D	D

Unsubstituted, 4-methyl, 5-Chloro & 5-Fluoro 3-[(Substituted Phenylamino)-methylene]-1,3-dihydro-indol-2-ones.



Example #	R ¹	R Substitution				
		2	3	4	5	6
206	H	H	H		H	H
207	H	H	H	OCH ₂ CH ₂ CH ₂ CH ₂ N(Et) ₂	H	H
208	H	H	H		H	H
209	H	H	H		H	H
210	4'-Me	H	NH ₂	H	H	H
211	H	H	NH ₂	H	H	H
212	H	H	NH ₂	Me	H	H
213	4'-Me	H	NH ₂	Me	H	H
214	H	H	H	OCH ₂ CH ₂ CH ₂ N(Et) ₂	H	H
215	H	H	H		H	H
216	H	H	H		H	H
217	H	H	H		H	H
218	H	H	H		H	H
219	5'-F	H	H		H	H
220	4'-Me	H	H		H	H

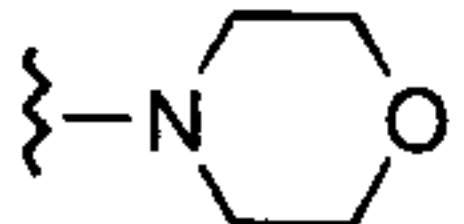
Unsubstituted, 4-Fluoro, 4-methyl, 5-Chloro, 5-Cyano, 5-Fluoro, 5-Nitro, 6-Fluoro & 6-Aryl 3-[(Substituted Phenylamino)-methylene]-1,3-dihydro-indol-2-ones.



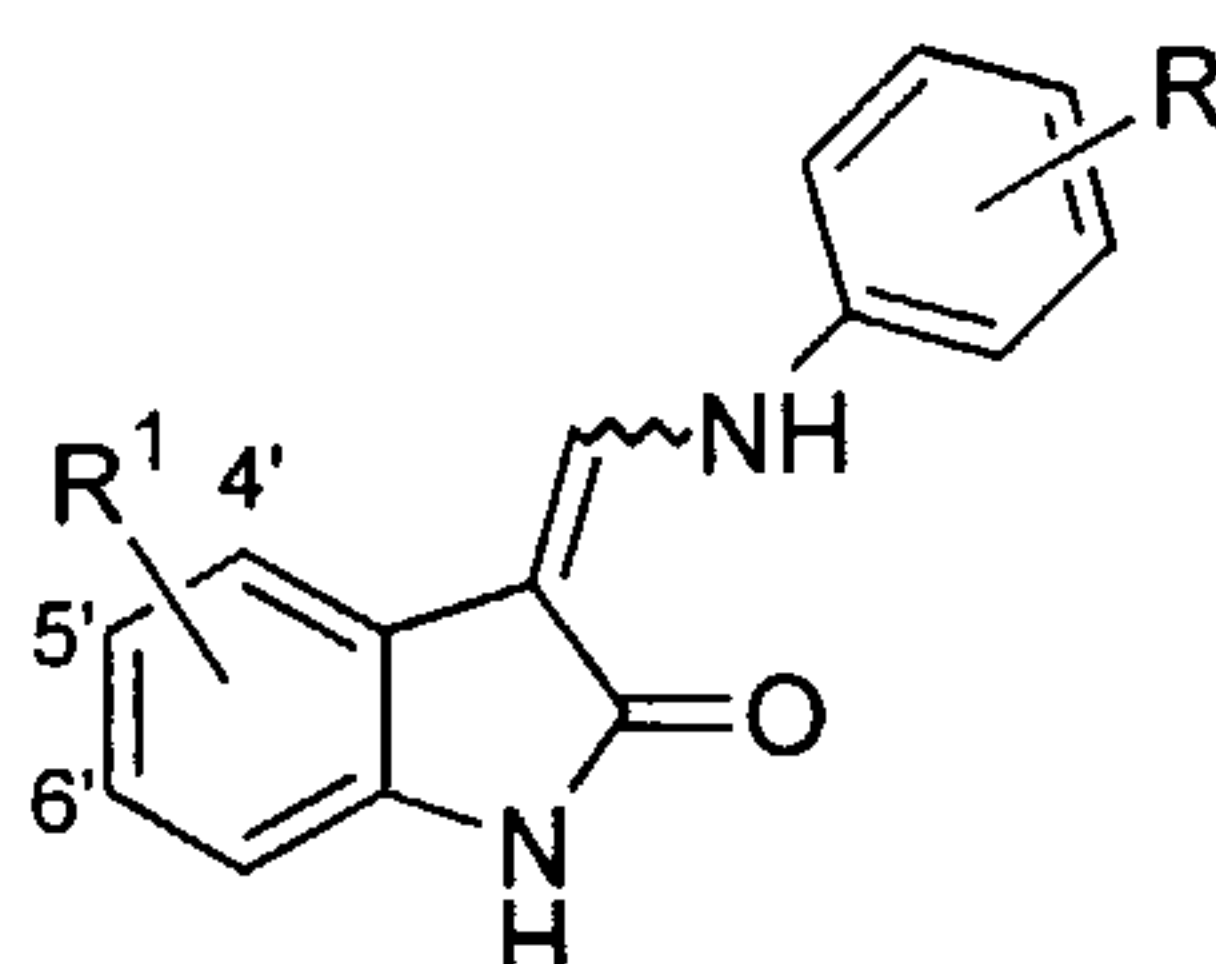
5

Example #	R ¹	R Substitution				
		2	3	4	5	6
221	5'-F	H	H		H	H
222	5'-F	H	H	OMe	H	H
223	H	D	D	D	D	D
224	H	H	H	CH ₂ CO ₂ H	H	H
225	H	H	H		H	H
226	H	H	H		H	H
227	4'-Me	H	H		H	H
228	6'-F	H	H		H	H
229	6'-F	H	H		H	H
230	6'-F	H	H		H	H
231	4'-Me	H	H		H	H
232	5'-Cl	H	H		H	H
233	5'-F	H	H		H	H
234	6'-F	H	H		H	H
235	H	H	H		H	H

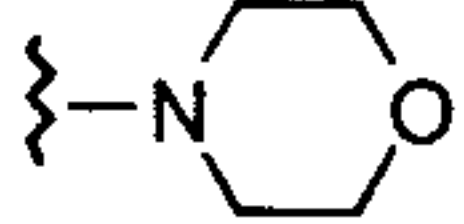
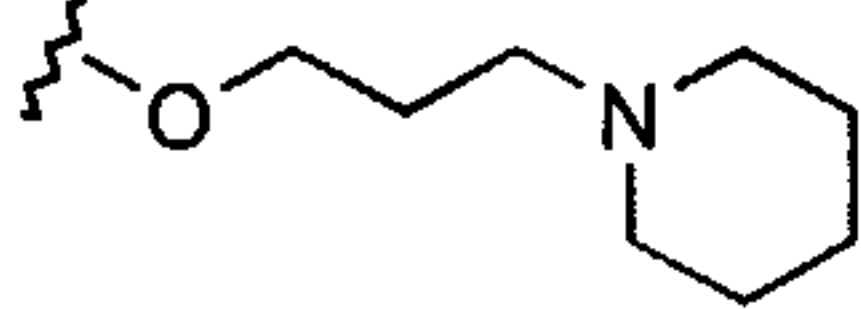
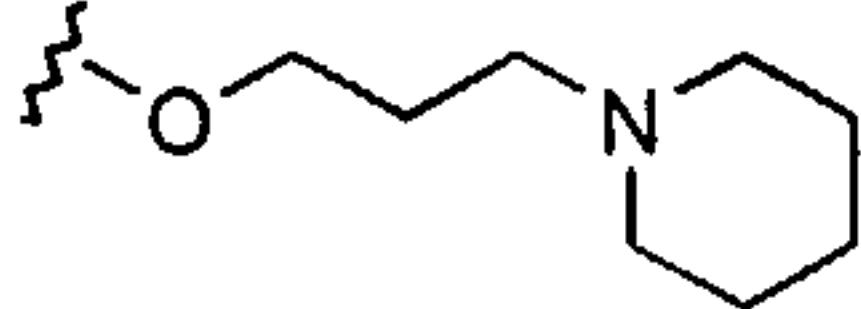
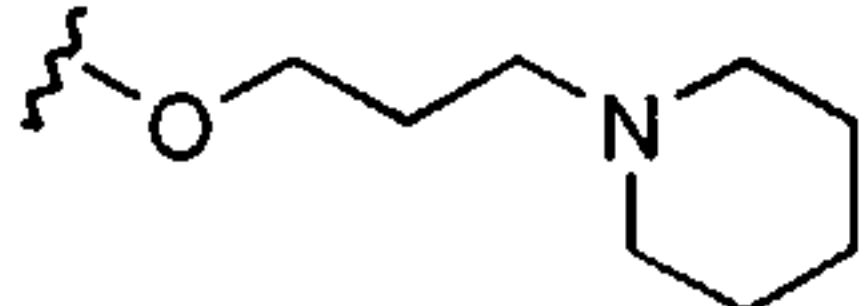
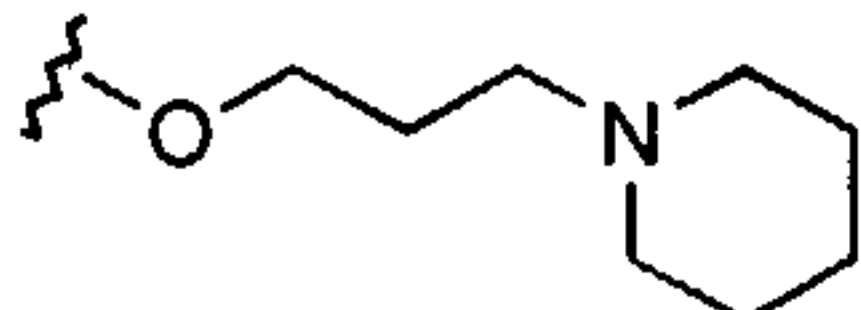
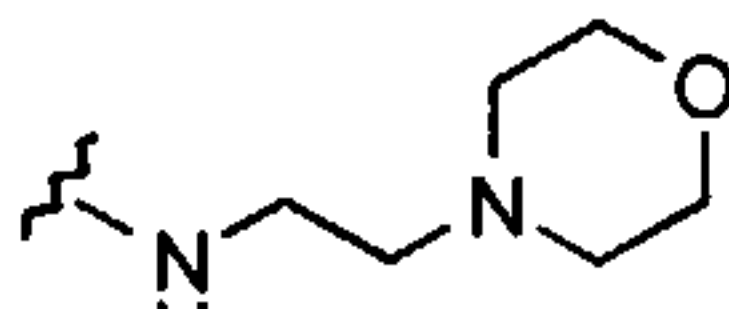
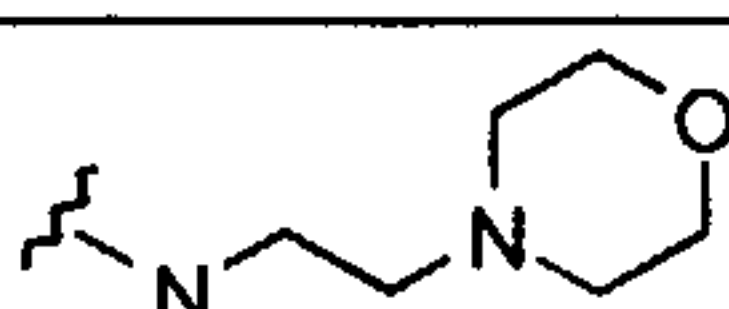
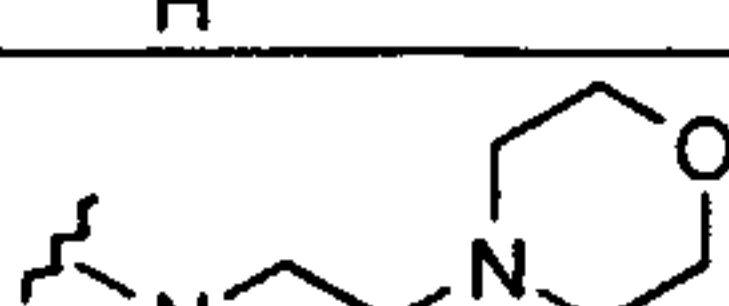
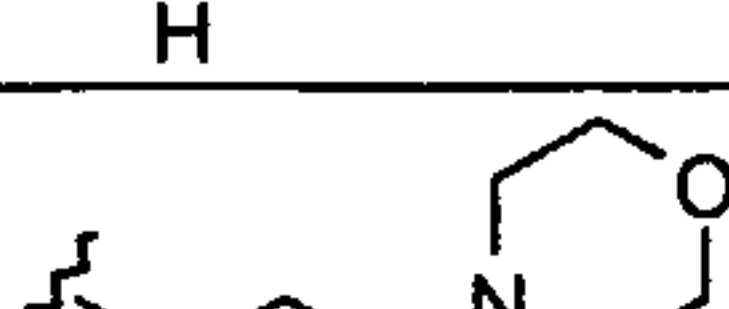


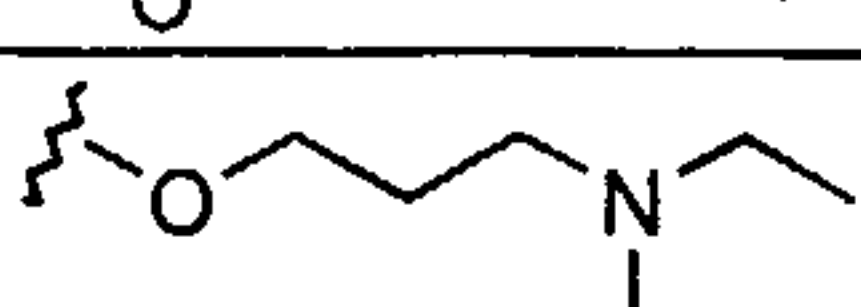
18

236	5'-NO ₂	H	H		H	H
-----	--------------------	---	---	---	---	---

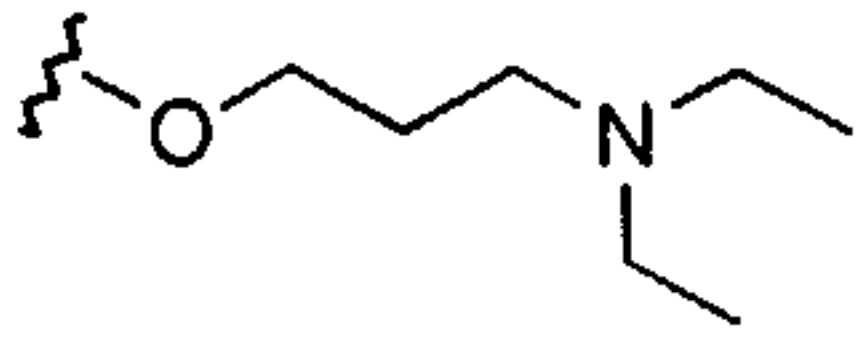
Unsubstituted, 4-Fluoro, 4-methyl, 5-Chloro, 5-Cyano, 5-Fluoro, 5-Nitro, 6-Fluoro & 6-Aryl 3-[(Substituted Phenylamino)-methylene]-1,3-dihydro-indol-2-ones.



5

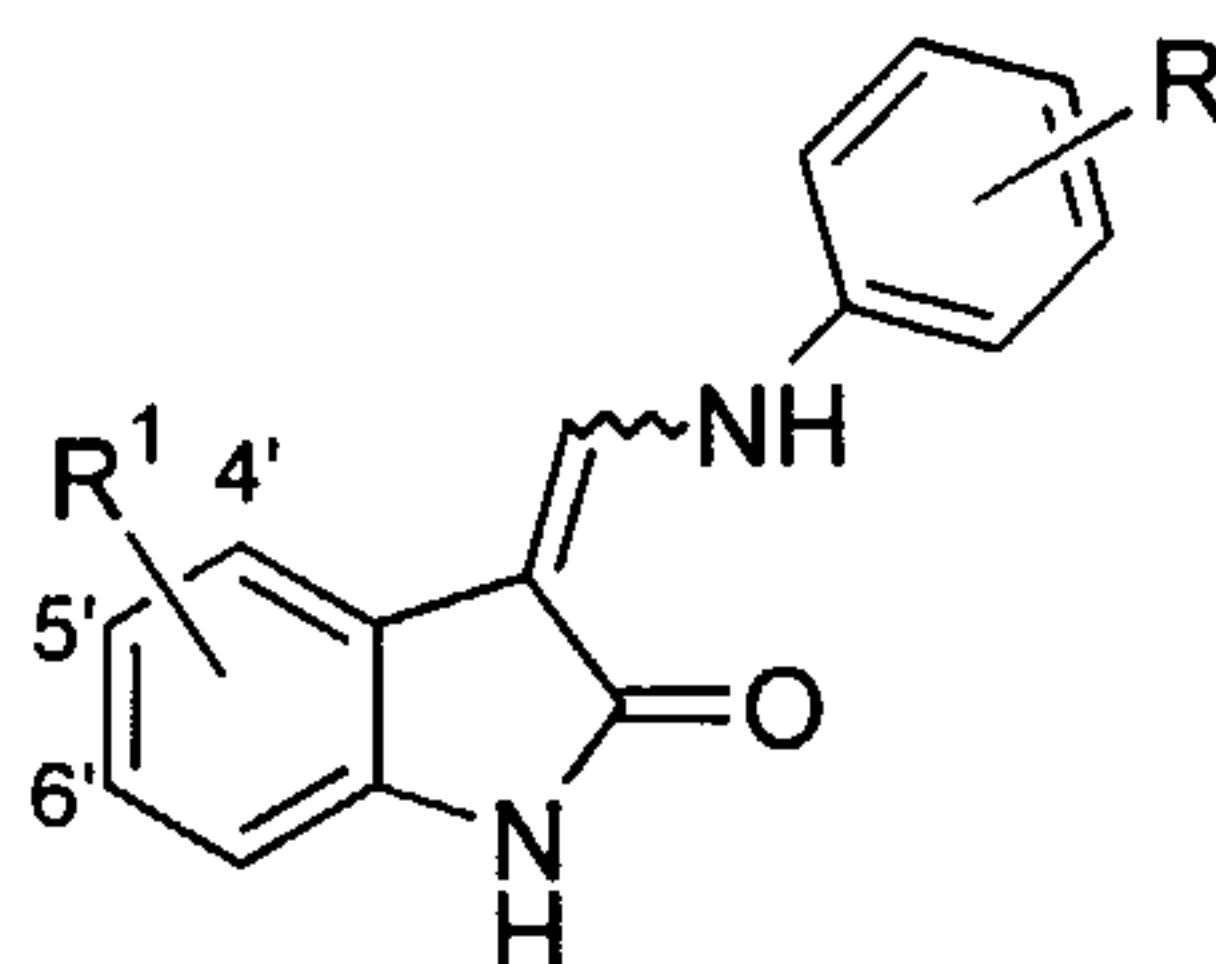
Example #	R ¹	R Substitution				
		2	3	4	5	6
237	5'-CN	H	H		H	H
238	4'-Me	H	H		H	H
239	6'-F	H	H		H	H
240	5'-F	H	H		H	H
241	5'-Cl	H	H		H	H
242	4'-Me	H	H		H	H
243	6'-F	H	H		H	H
244	5'-F	H	H		H	H
245	5'-Cl	H	H		H	H
246	4'-Me	H	H		H	H
247	6'-F	H	H		H	H
248	H	H	F		H	H

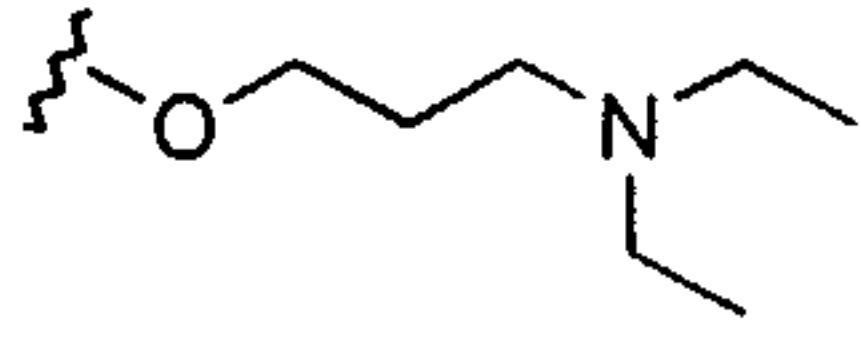
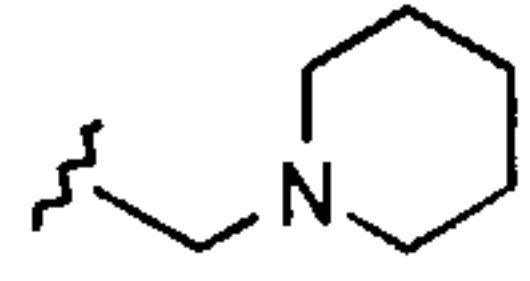
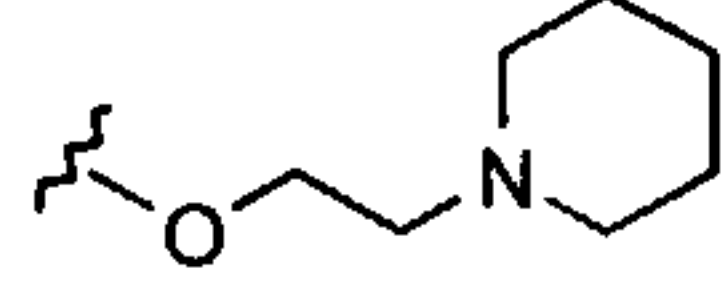
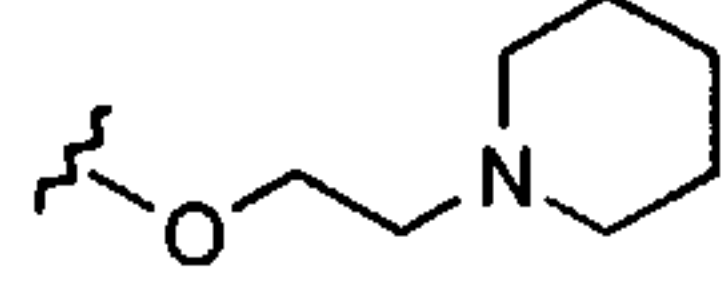
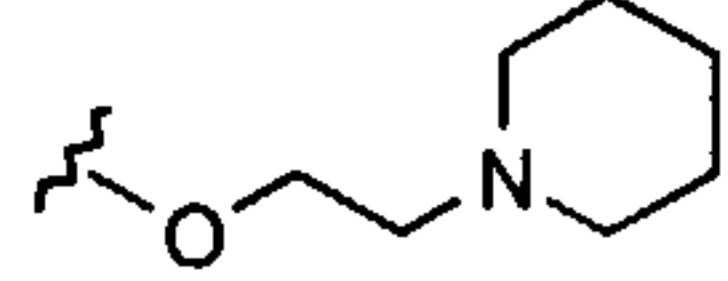
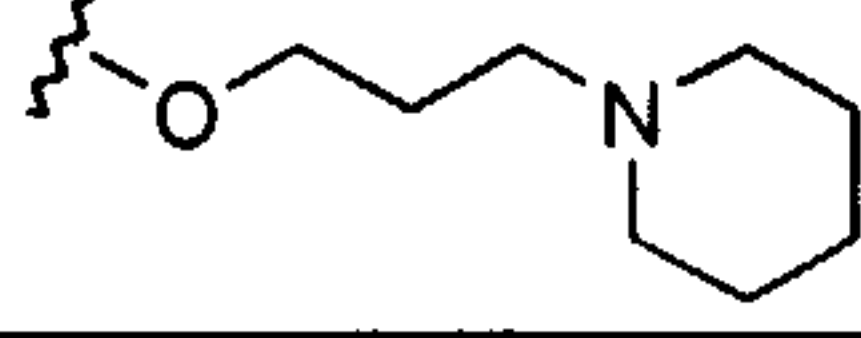
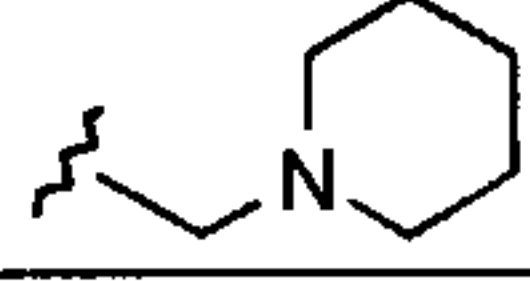
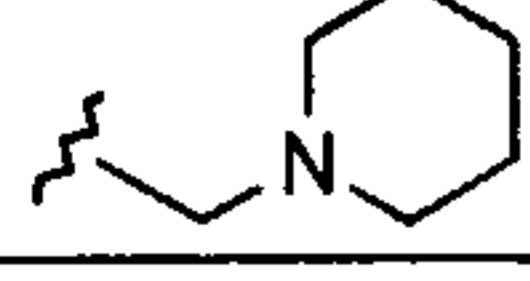
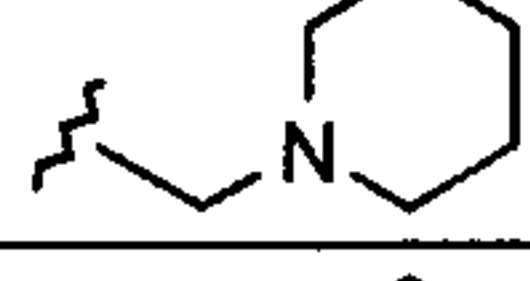
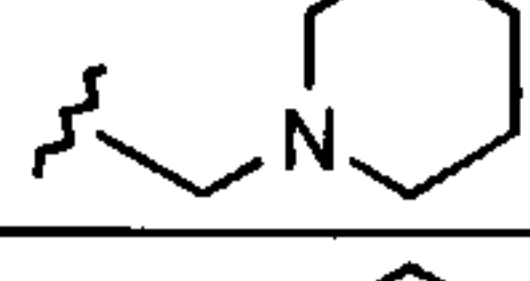
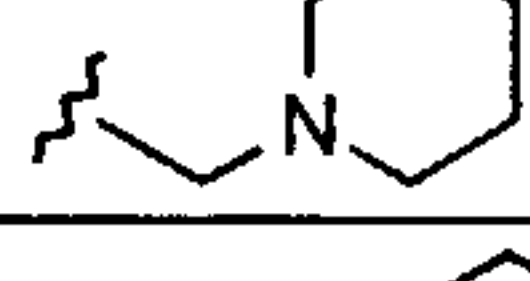
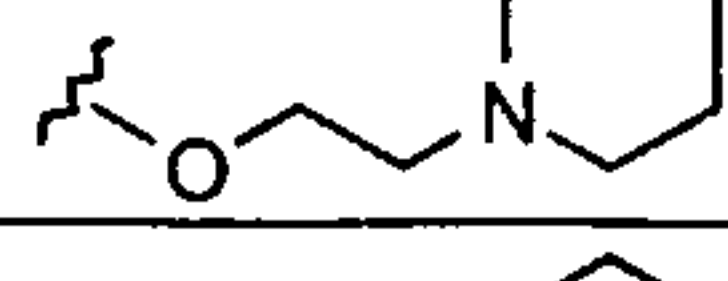
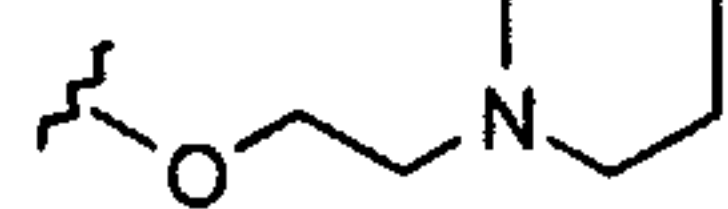
19

249	4'-Me	H	F		H	H
-----	-------	---	---	---	---	---

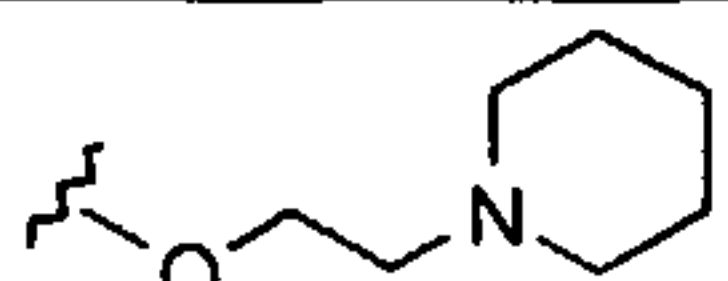
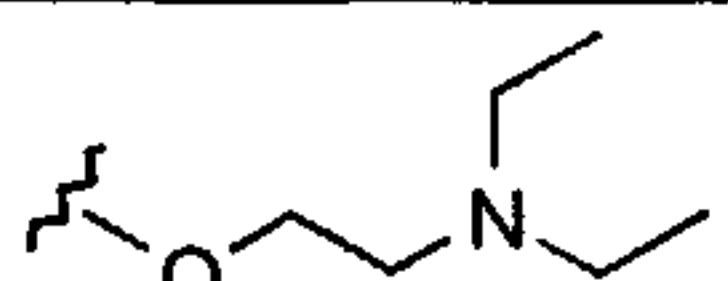
Unsubstituted, 4-Fluoro, 4-methyl, 5-Chloro, 5-Cyano, 5-Fluoro, 5-Nitro, 6-Fluoro & 6-Aryl 3-[(Substituted Phenylamino)-methylene]-1,3-dihydro-indol-2-ones.

5



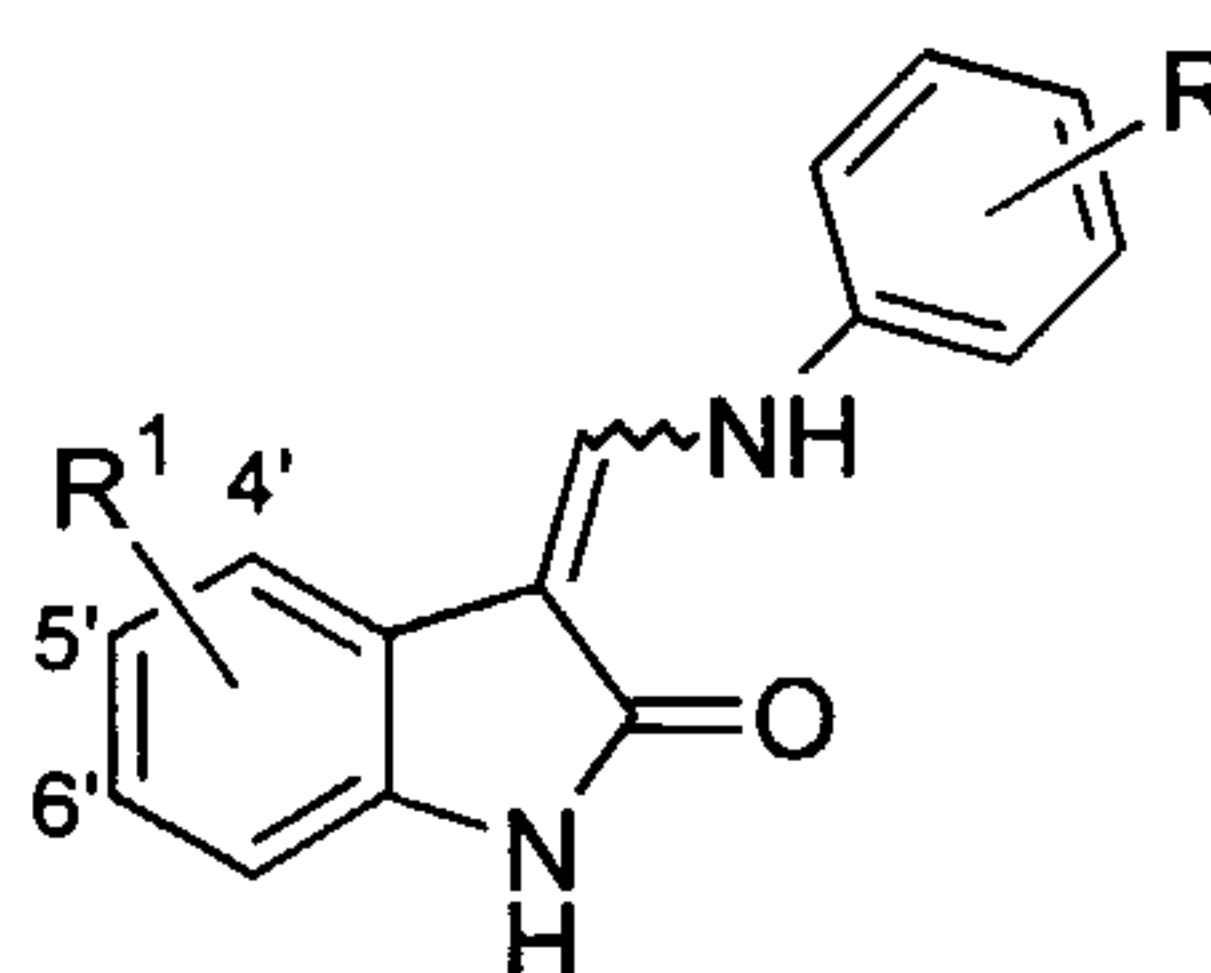
Example #	R ¹	Substitution				
		2	3	4	5	6
250	6'-F	H	F		H	H
251	H	H	H		H	H
252	4'-Me	H	H		H	H
253	6'-F	H	H		H	H
254	H	H	H		H	H
255	4'-F	H	H		H	H
256	4'-Me	H	H		H	H
257	4'-F	H	H		H	H
258	5'-F	H	H		H	H
259	6'-F	H	H		H	H
260	5'-Cl	H	H		H	H
261	4'-F	H	H		H	H
262	5'-Cl	H	H		H	H

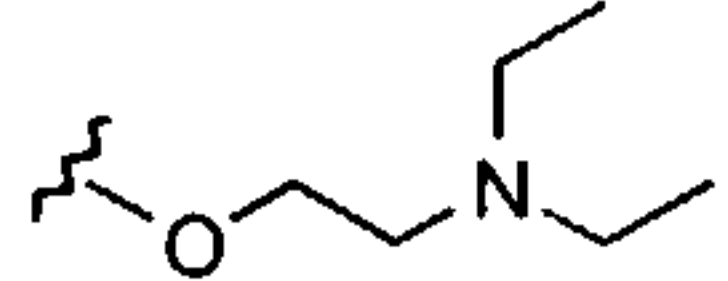
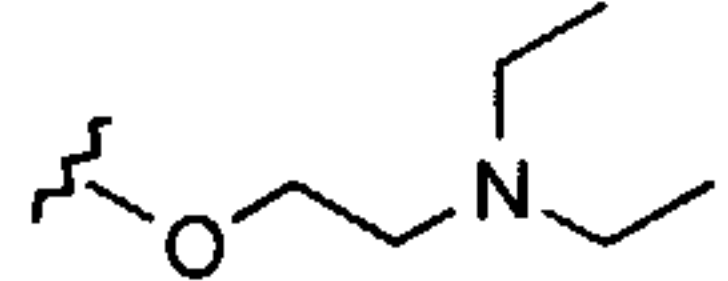
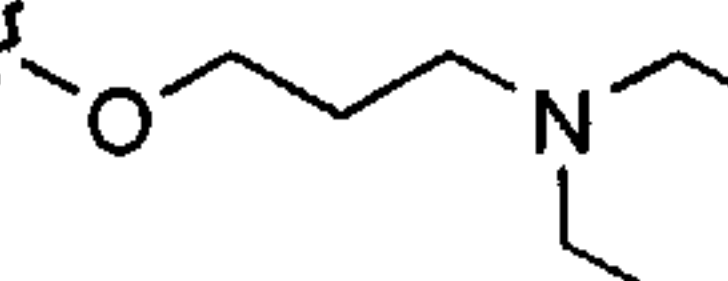
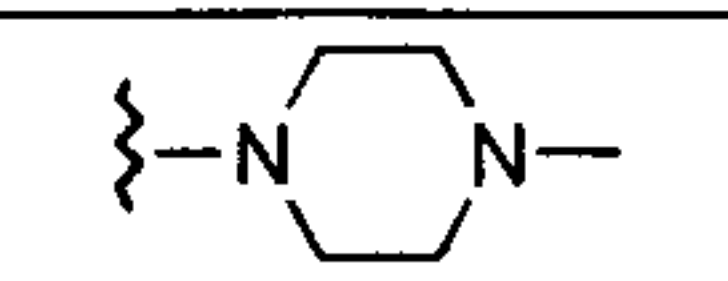
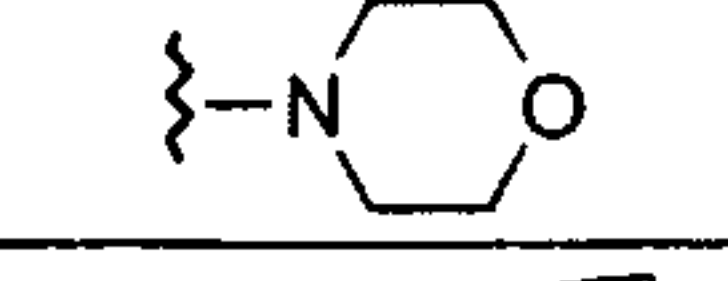
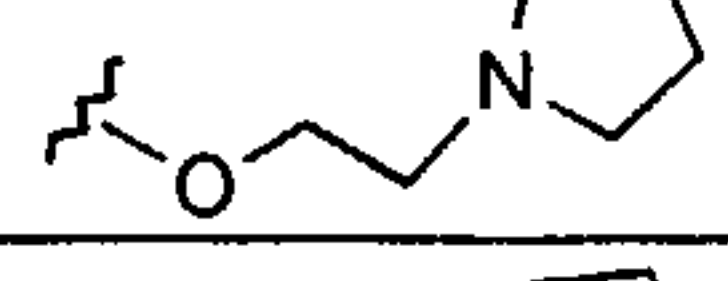
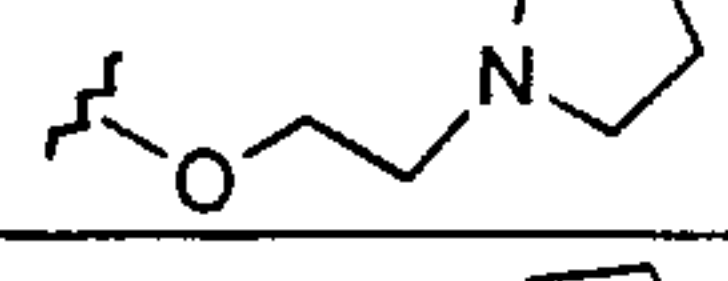
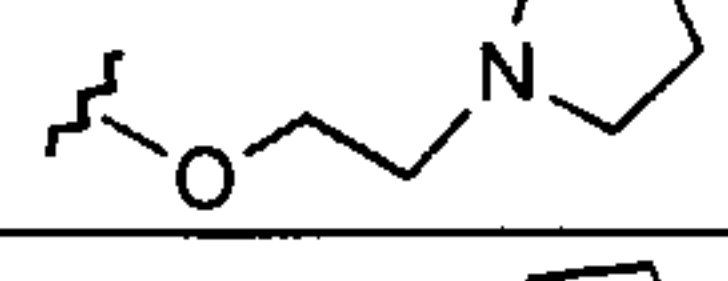
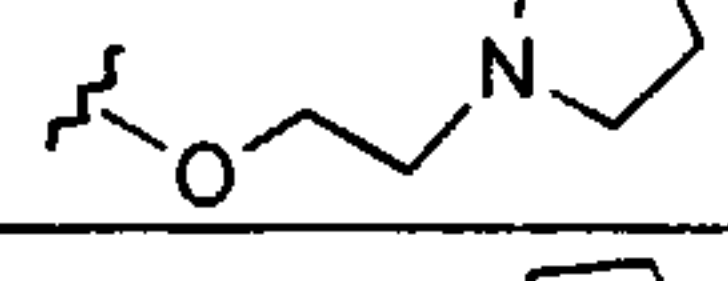
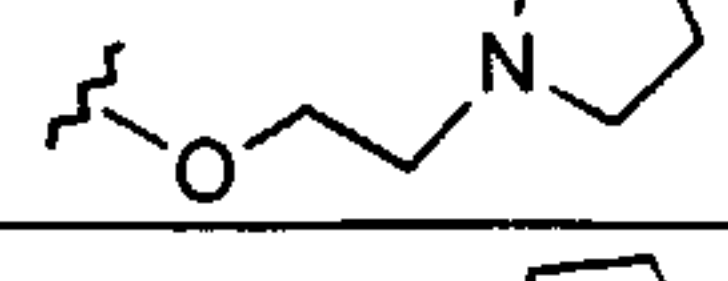
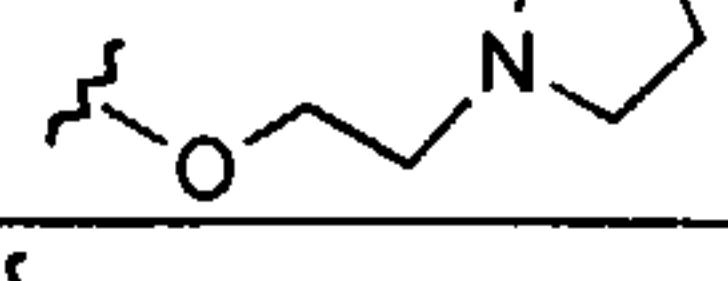
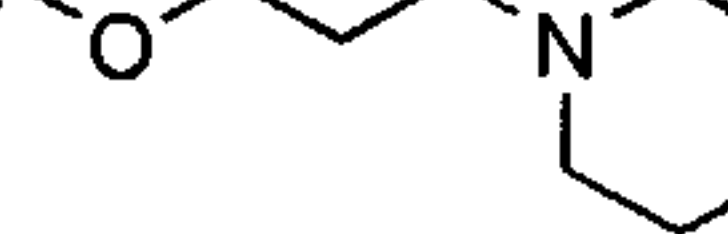
20

263	5'-F	H	H		H	H
264	4'-Me	H	H		H	H

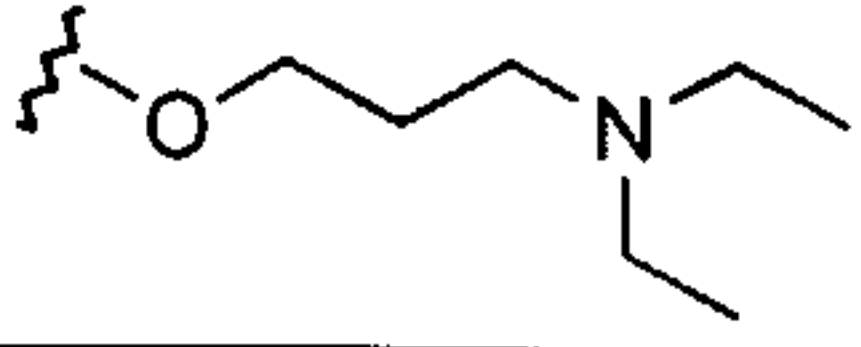
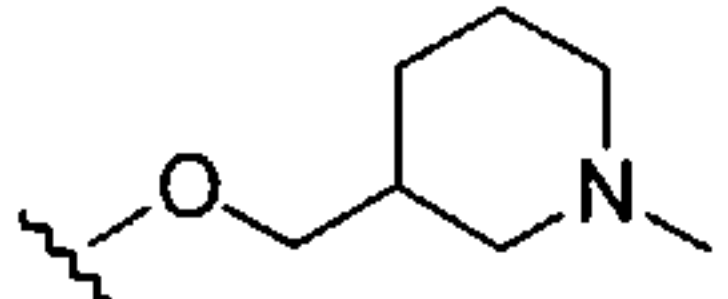
Unsubstituted, 4-Fluoro, 4-methyl, 5-Chloro, 5-Cyano, 5-Fluoro, 5-Nitro, 6-Fluoro & 6-Aryl 3-[(Substituted Phenylamino)-methylene]-1,3-dihydro-indol-2-ones.

5



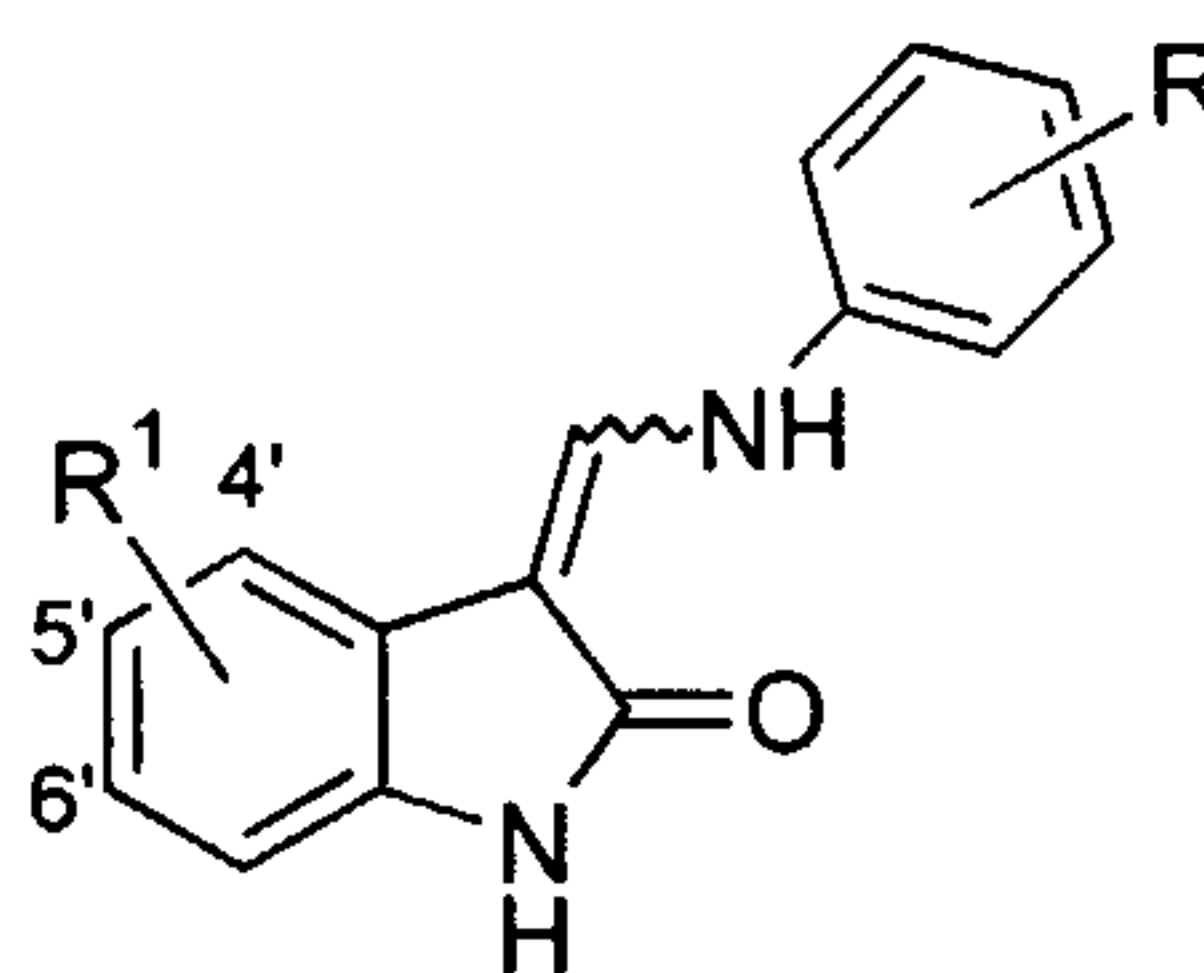
Example #	R ¹	R Substitution				
		2	3	4	5	6
265	H	H	H		H	H
266	6'-F	H	H		H	H
267	4'-F	H	H		H	H
268	6'-(3-Methoxyphenyl)	H	H		H	H
269	6'-(3-Methoxyphenyl)	H	H		H	H
270	4'-Me	H	H		H	H
271	6'-F	H	H		H	H
272	H	H	H		H	H
273	4'-F	H	H		H	H
274	5'-F	H	H		H	H
275	5'-Cl	H	H		H	H
276	6'-(3-Methoxyphenyl)	H	H		H	H

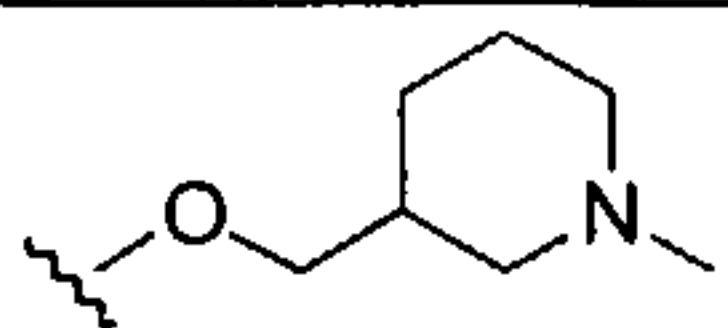
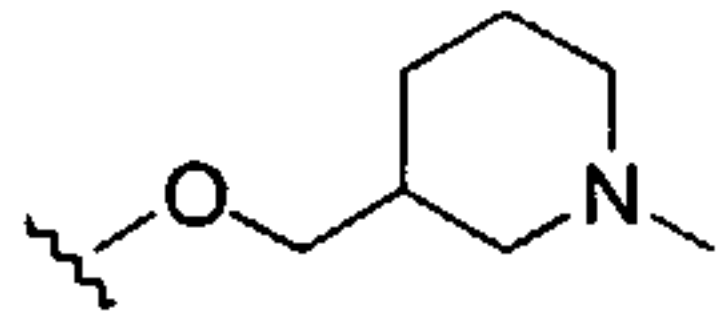
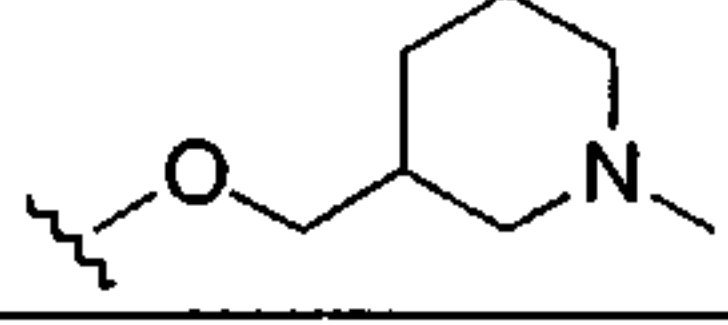
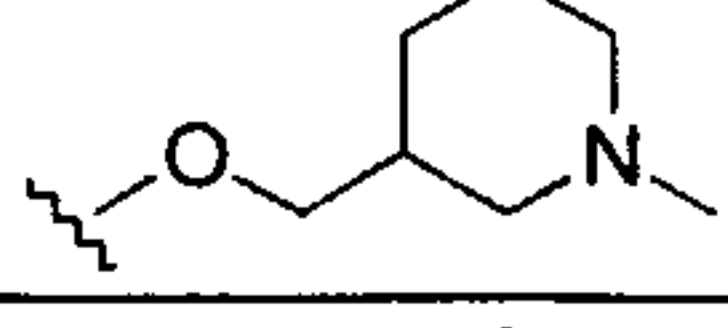
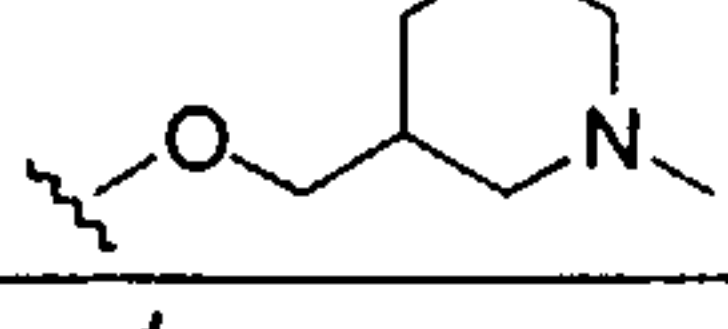
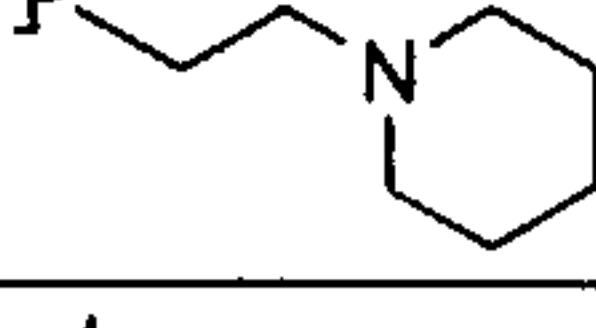
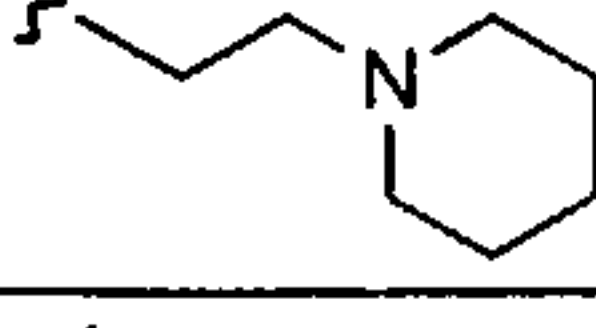
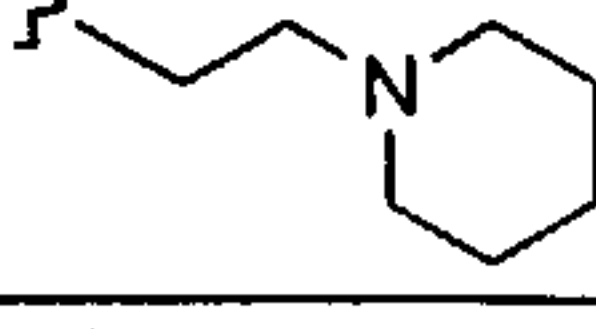
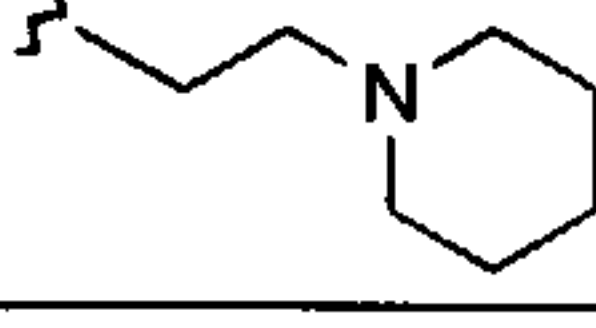
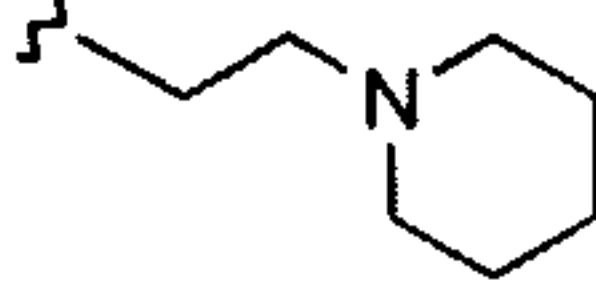
21

277	6'-(3-Methoxyphenyl)	H	H		H	H
278	4'-Me	H	H		H	H

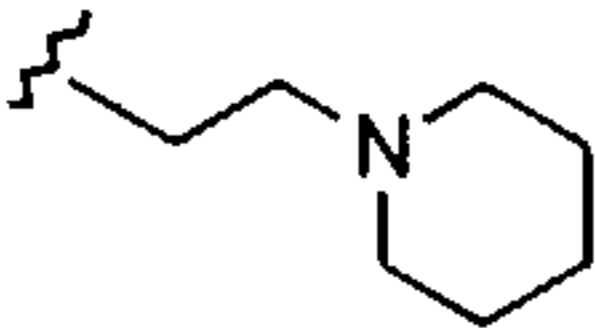
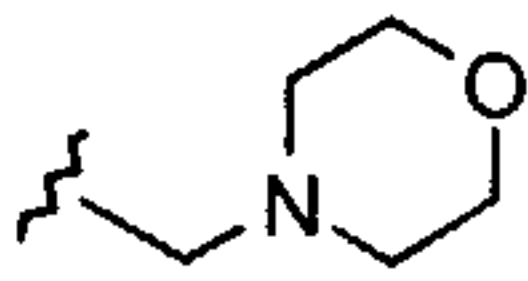
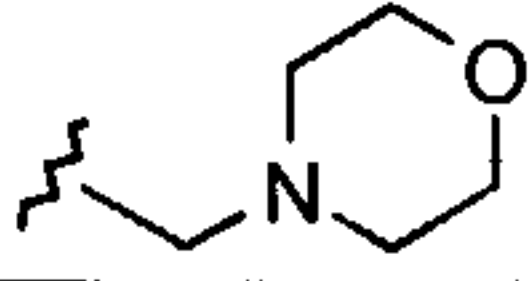
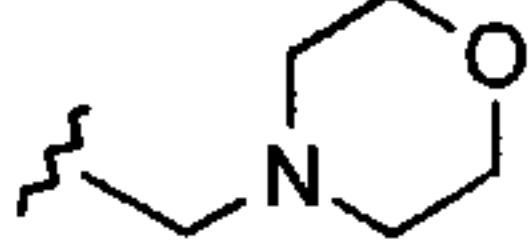
Unsubstituted, 4-Fluoro, 4-methyl, 5-Chloro, 5-Cyano, 5-Fluoro, 5-Nitro, 6-Fluoro & 6-Aryl 3-[(Substituted Phenylamino)-methylene]-1,3-dihydro-indol-2-ones.

5



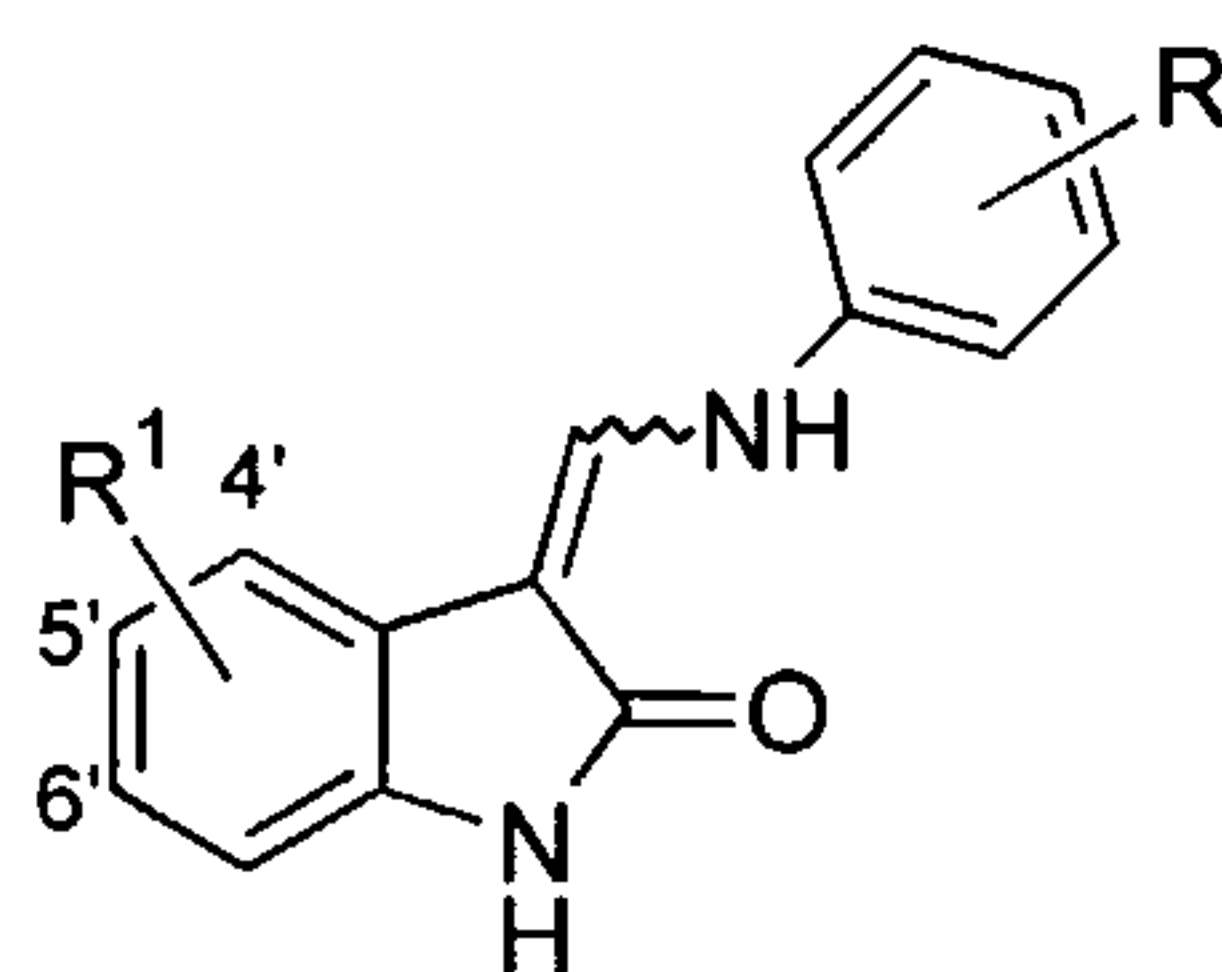
Example #	R ¹	R Substitution				
		2	3	4	5	6
279	6'-F	H	H		H	H
280	H	H	H		H	H
281	4'-F	H	H		H	H
282	5'-F	H	H		H	H
283	5'-Cl	H	H		H	H
284	H	H	H		H	H
285	5'-Cl	H	H		H	H
286	4'-Me	H	H		H	H
287	4'-F	H	H		H	H
288	5'-F	H	H		H	H

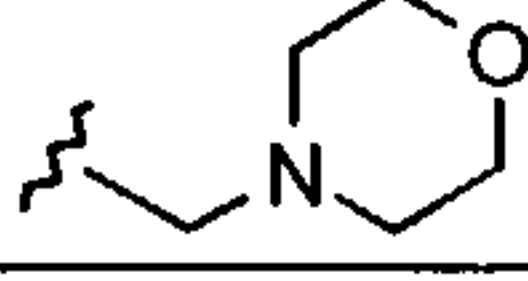
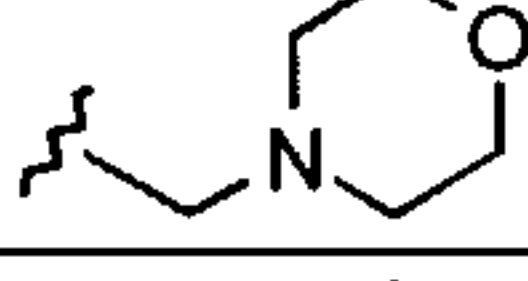
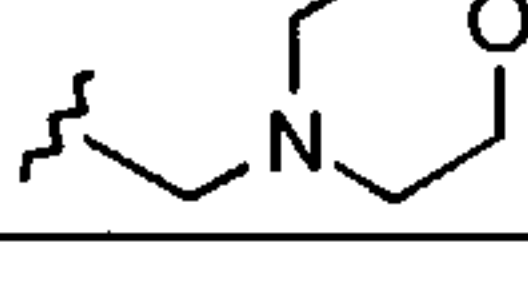
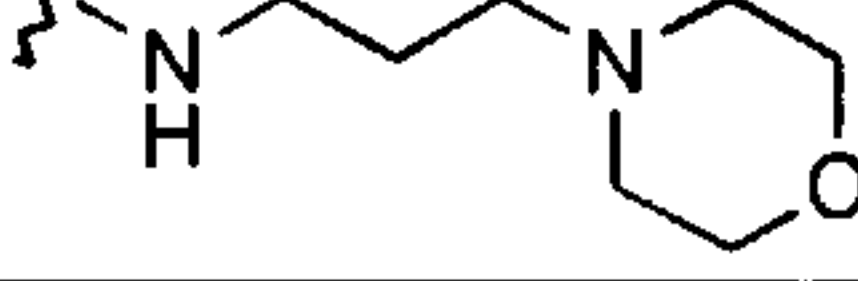
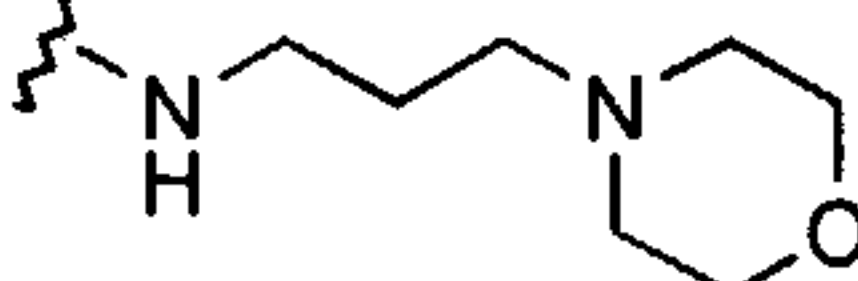
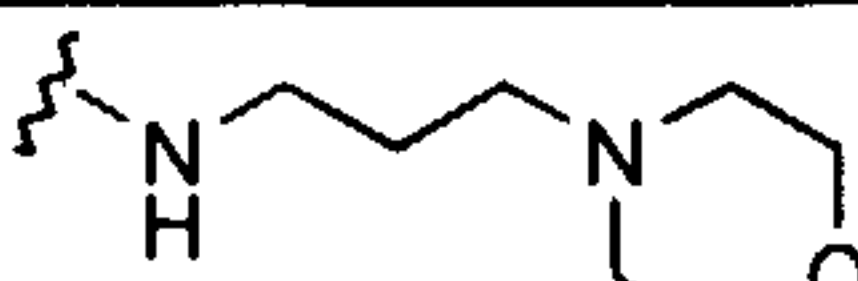
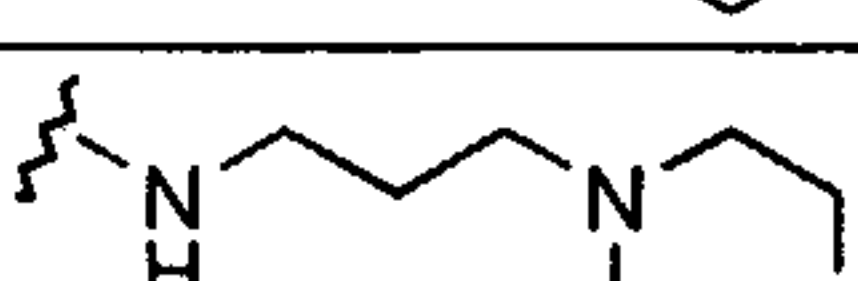
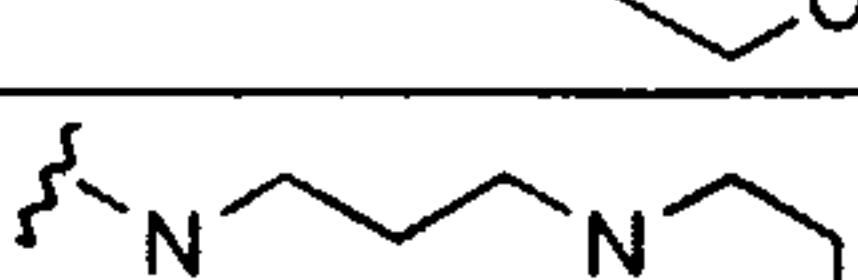
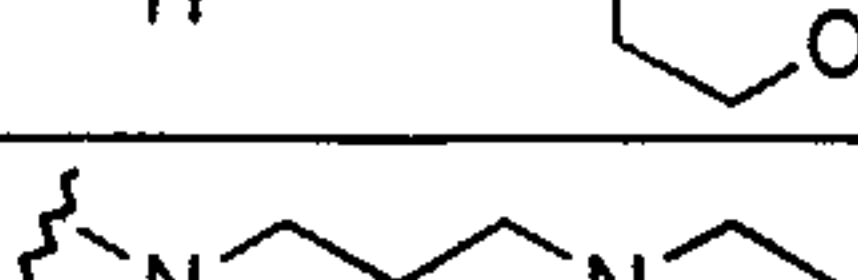
22

289	6'-F	H	H		H	H
290	H	H	H		H	H
291	5'-Cl	H	H		H	H
292	4'-Me	H	H		H	H

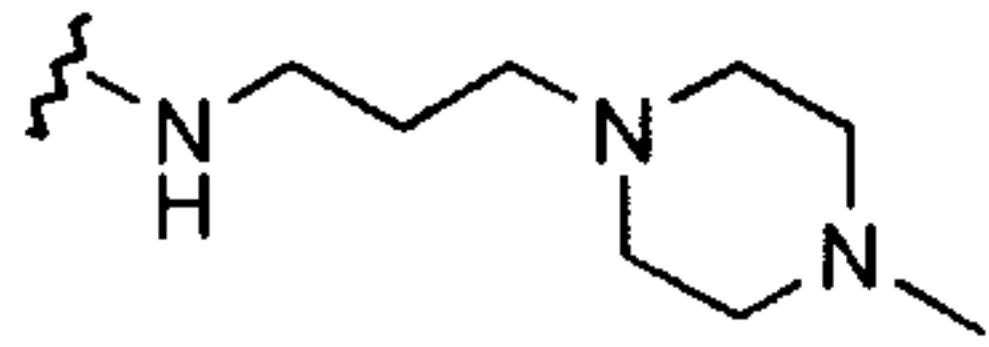
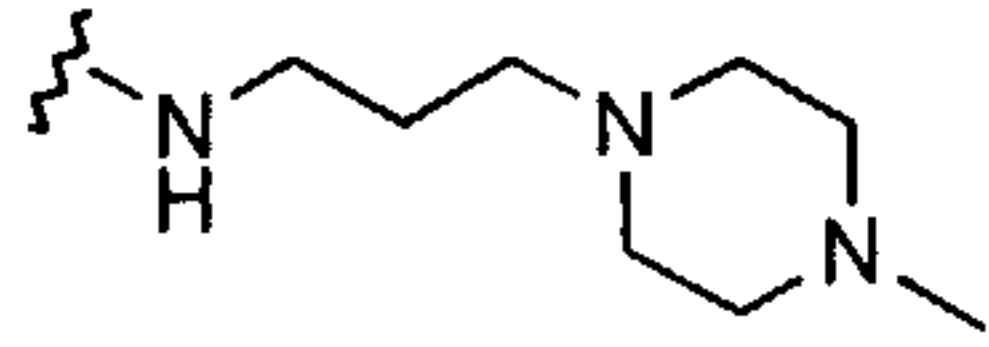
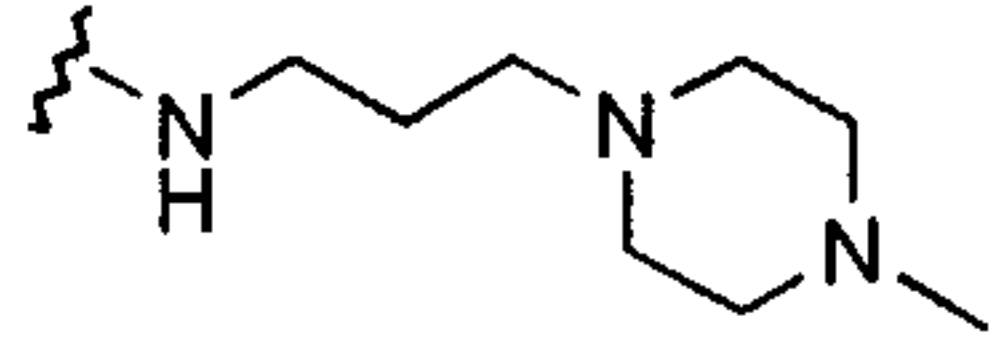
Unsubstituted, 4-Fluoro, 4-methyl, 5-Chloro, 5-Cyano, 5-Fluoro, 5-Nitro, 6-Fluoro & 6-Aryl 3-[(Substituted Phenylamino)-methylene]-1,3-dihydro-indol-2-ones.

5

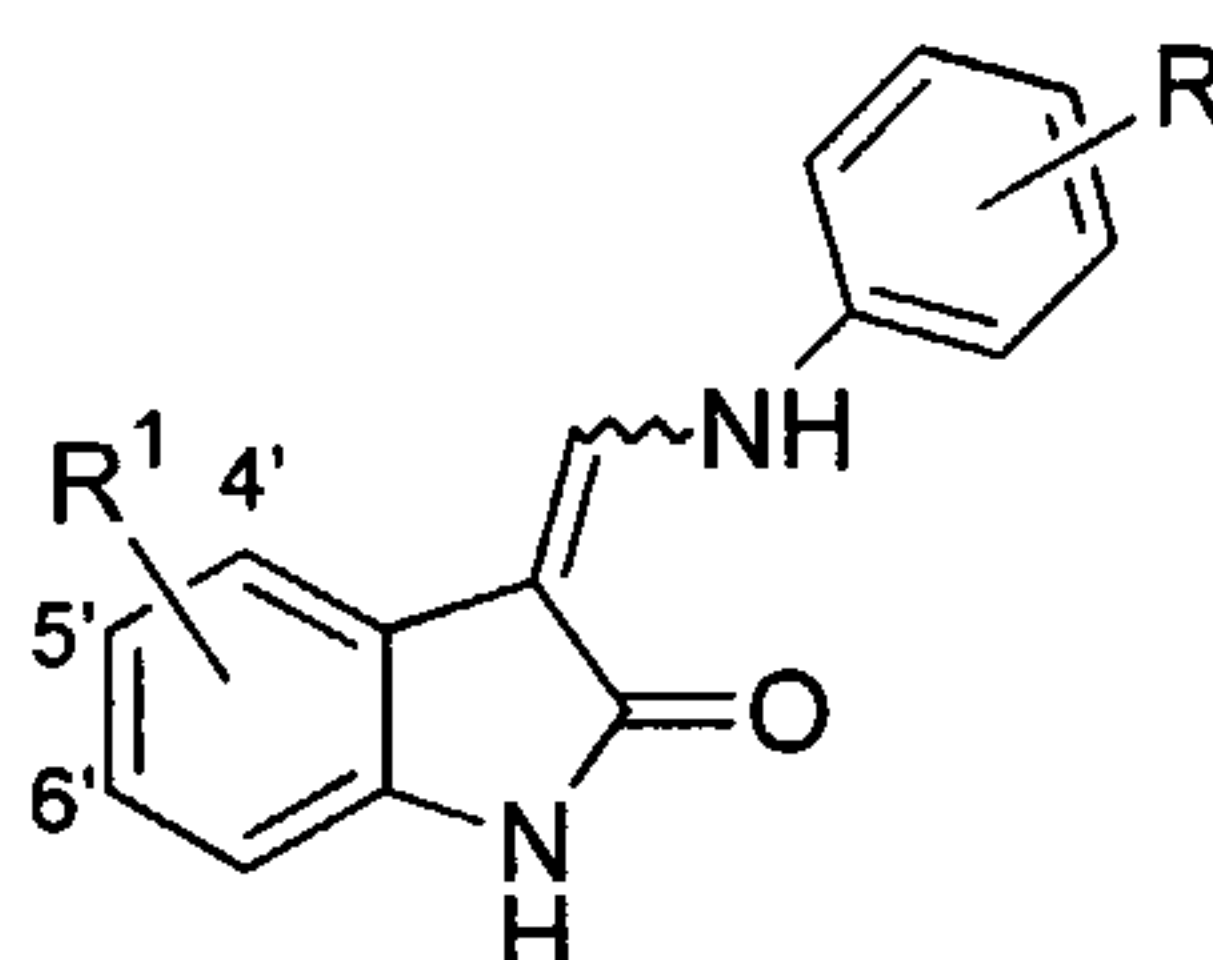


Example #	R ¹	R Substitution				
		2	3	4	5	6
293	4'-F	H	H		H	H
294	5'-F	H	H		H	H
295	6'-F	H	H		H	H
296	4'-Me	H	H		H	H
297	H	H	H		H	H
298	6'-F	H	H		H	H
299	5'-Cl	H	H		H	H
300	5'-F	H	H		H	H
301	4'-F	H	H		H	H

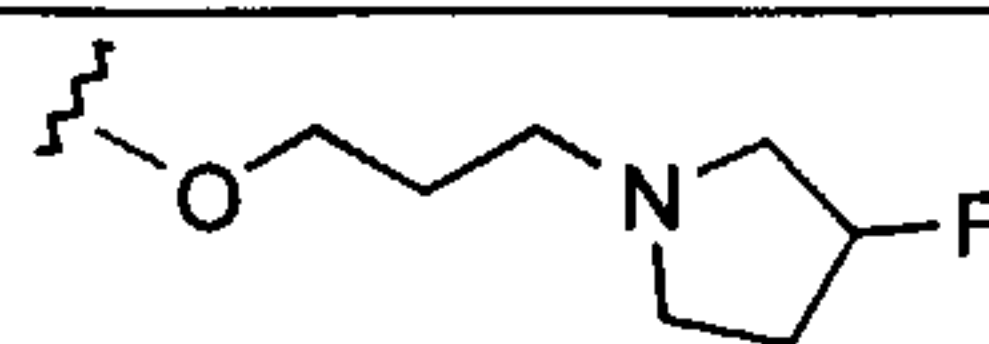
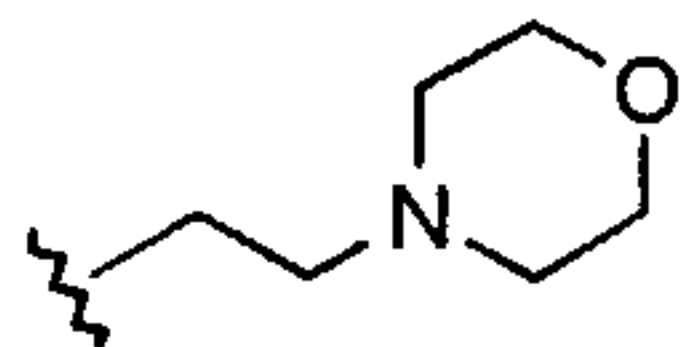
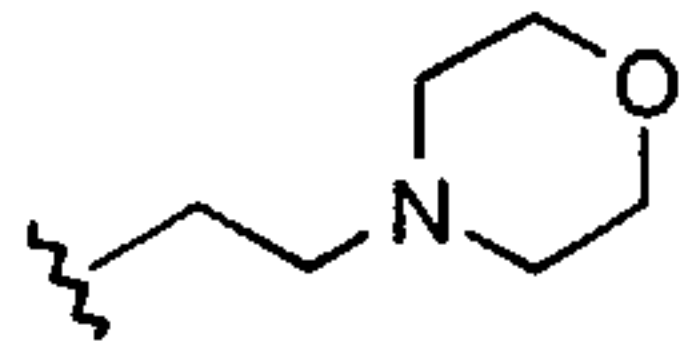
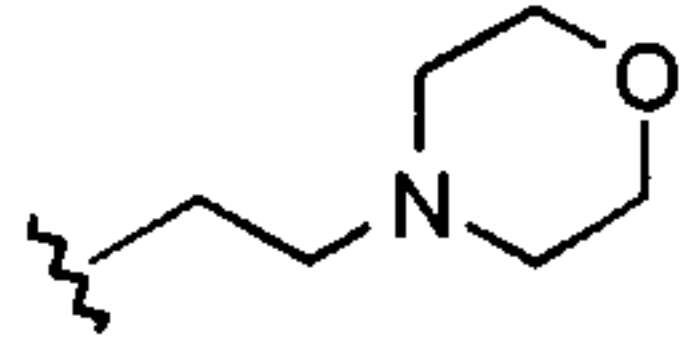
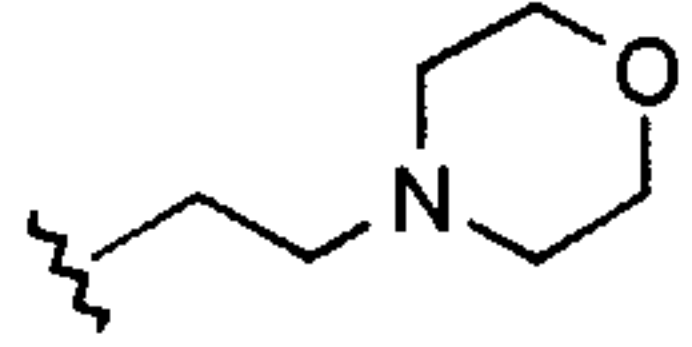
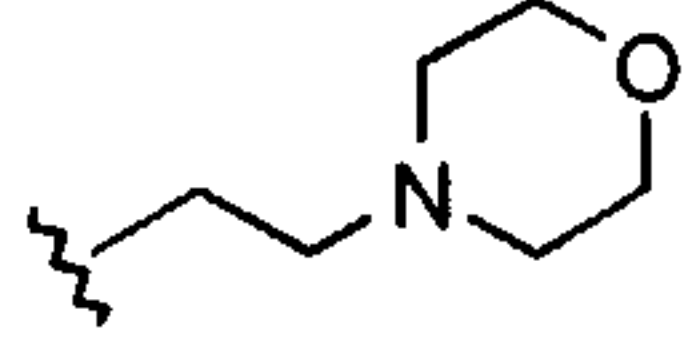
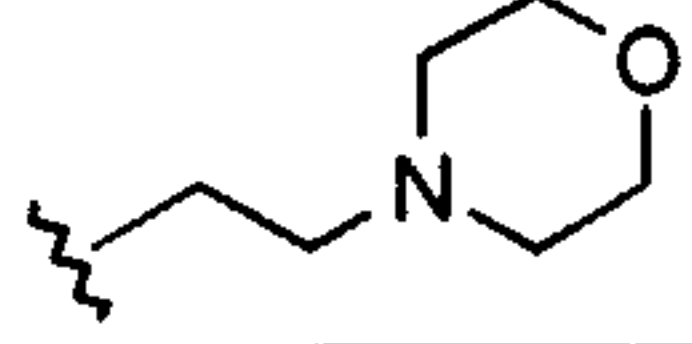
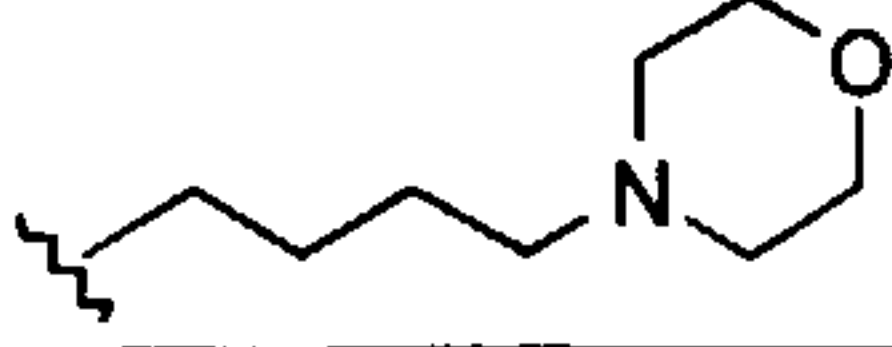
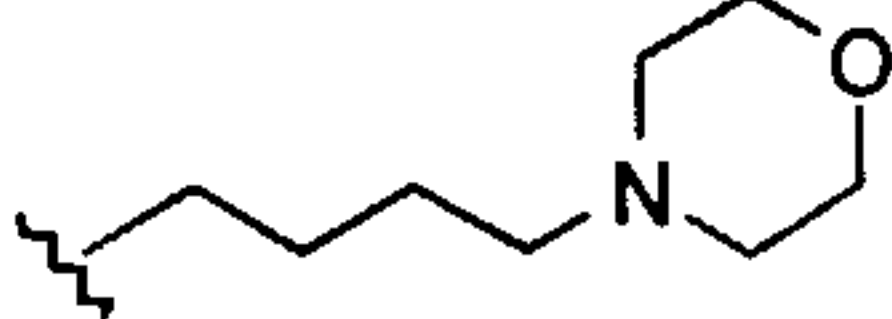
23

302	H	H	H		H	H
303	4'-Me	H	H		H	H
304	6'-F	H	H		H	H

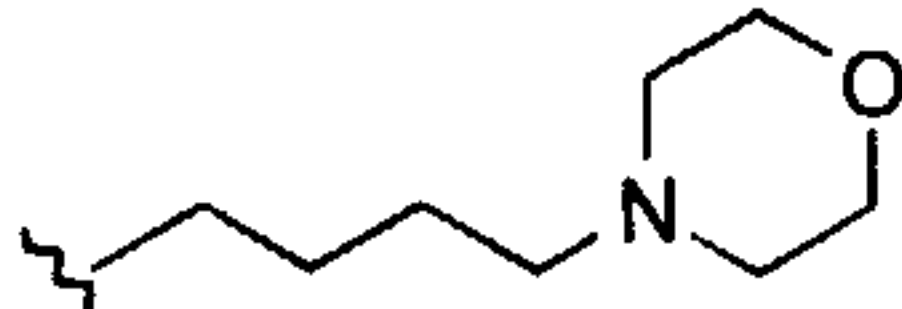
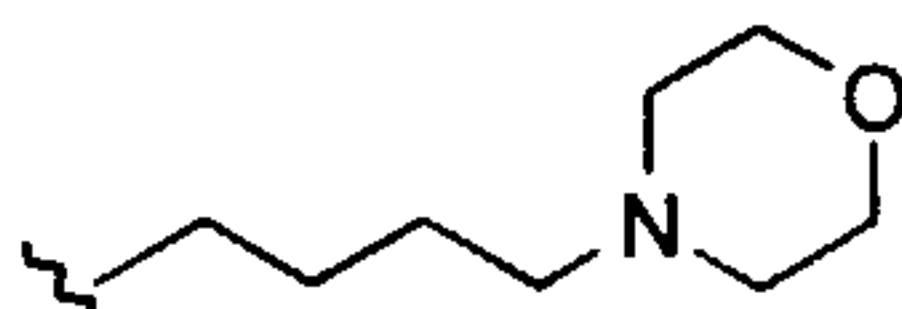
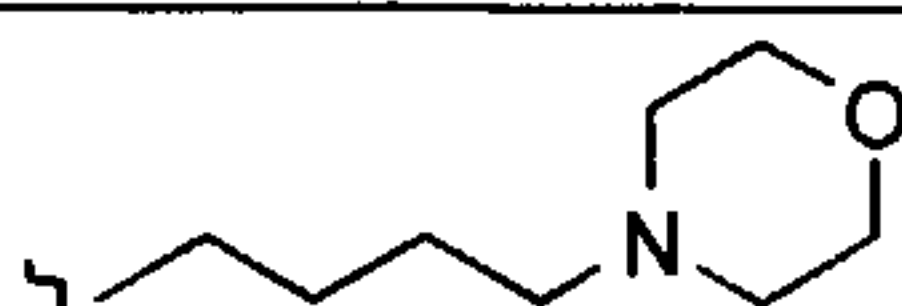
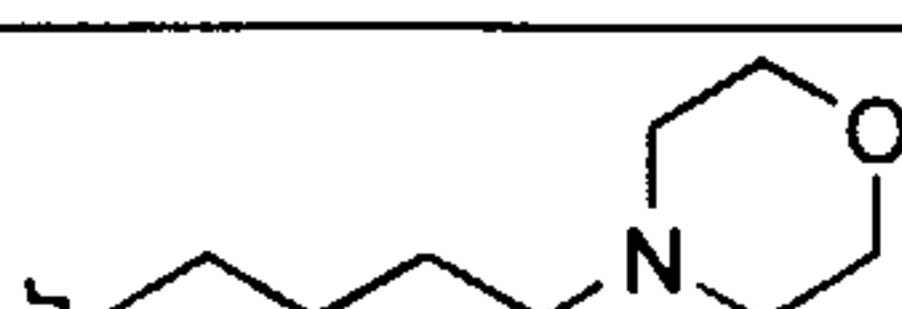
Unsubstituted, 4-Fluoro, 4-methyl, 5-Chloro, 5-Fluoro & 6-Fluoro 3-[(Substituted Phenylamino)-methylene]-1,3-dihydro-indol-2-ones.



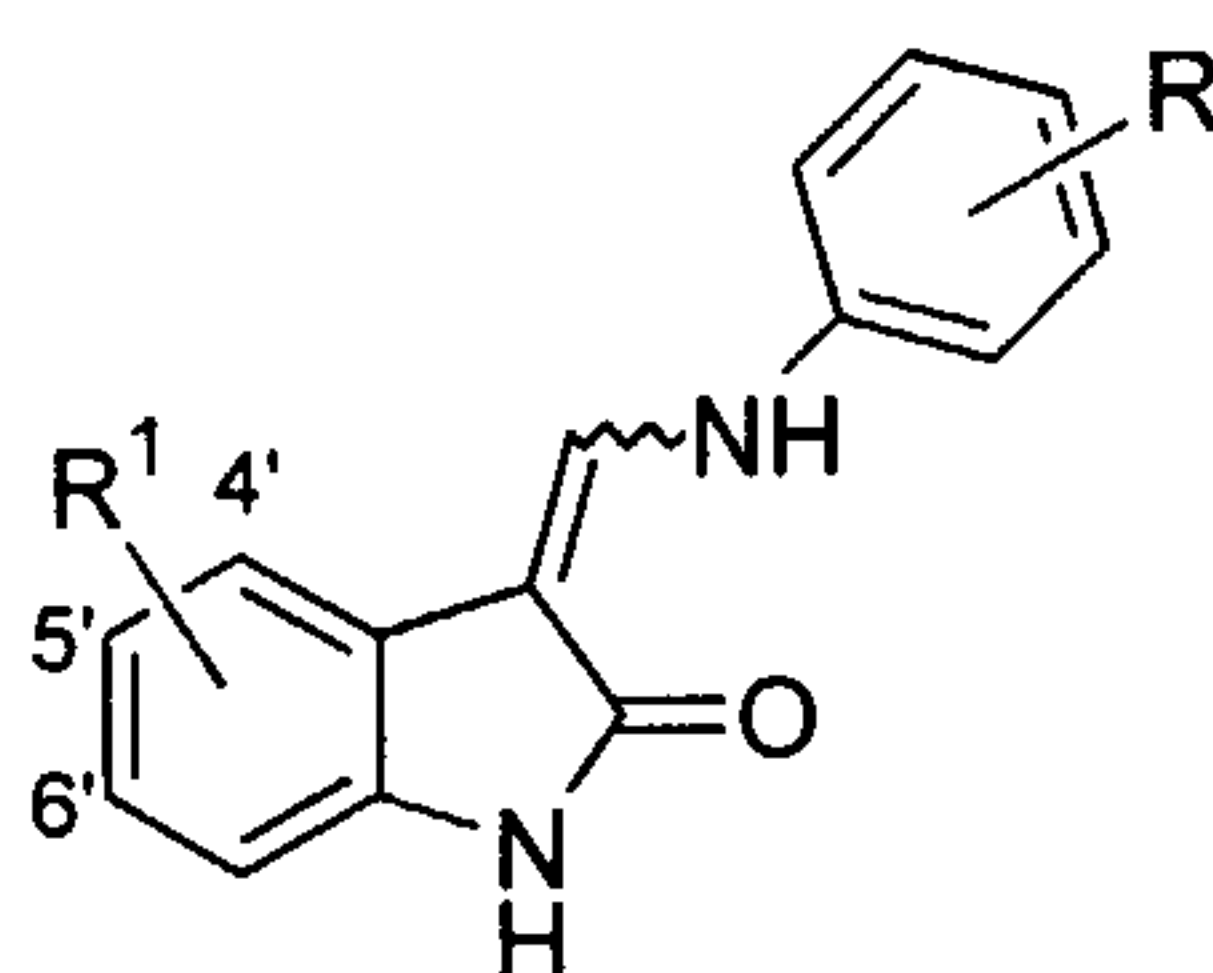
5

Example #	R ¹	R Substitution				
		2	3	4	5	6
305	H	H	H		H	H
306	H	H	H		H	H
307	5'-Cl	H	H		H	H
308	4'-Me	H	H		H	H
309	4'-F	H	H		H	H
310	5'-F	H	H		H	H
311	6'-F	H	H		H	H
312	H	H	H		H	H
313	5'-Cl	H	H		H	H

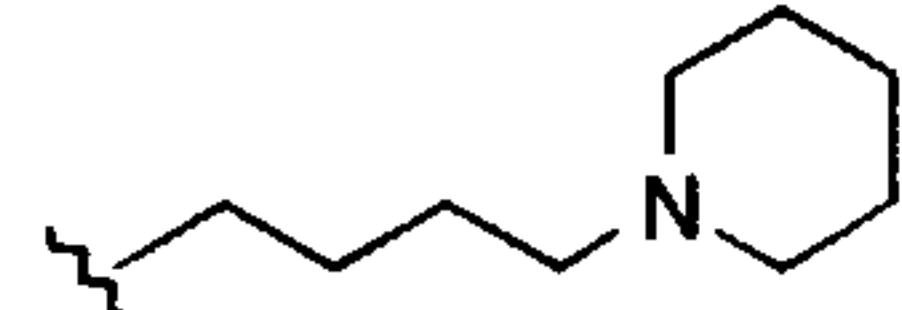
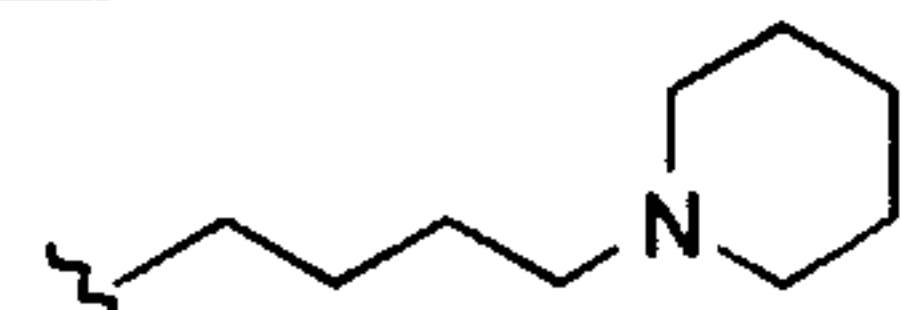
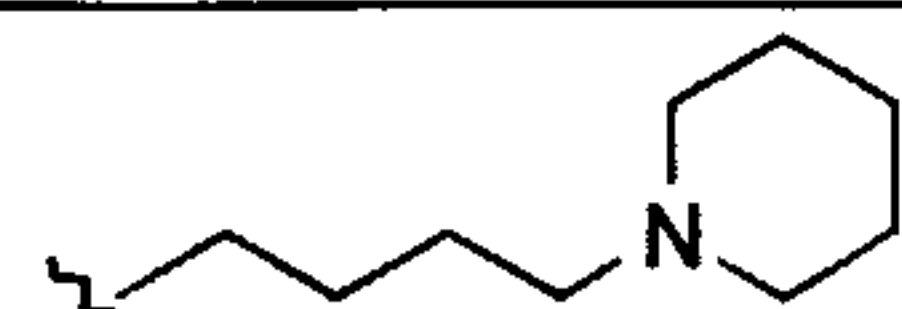
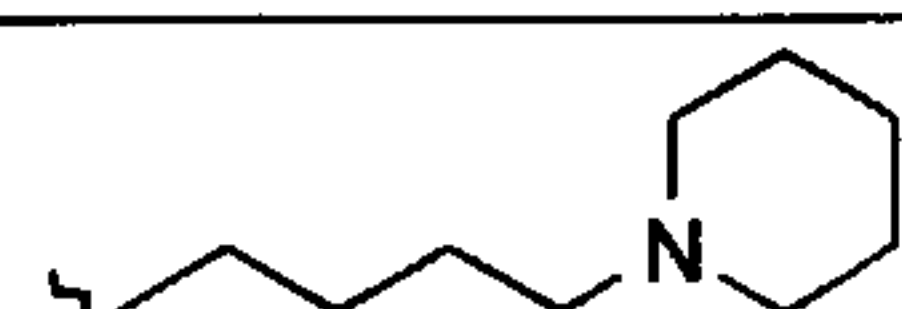


24

314	4'-Me	H	H		H	H
315	4'-F	H	H		H	H
316	5'-F	H	H		H	H
317	6'-F	H	H		H	H

Unsubstituted, 4-Fluoro, 4-methyl, 5-Chloro, 5-Fluoro & 6-Fluoro 3-[(Substituted Phenylamino)-methylene]-1,3-dihydro-indol-2-ones.



5

Example #	R ¹	R Substitution				
		2	3	4	5	6
318	H	H	H		H	H
319	5'-Cl	H	H		H	H
320	4'-Me	H	H		H	H
321	4'-F	H	H		H	H
322	5'-F	H	H		H	H
323	6'-F	H	H		H	H

The present invention is further directed to pharmaceutical compositions comprising a pharmaceutically effective amount of the above-described compounds

and a pharmaceutically acceptable carrier or excipient. Such a composition is believed to modulate signal transduction by a tyrosine kinase, either by inhibition of catalytic activity, affinity to ATP or ability to interact with a substrate.

More particularly, the compositions of the present invention may be
5 included in methods for treating diseases comprising proliferation, fibrotic or metabolic disorders, for example cancer, fibrosis, psoriasis, atherosclerosis, arthritis, and other disorders related to abnormal vasculogenesis and/or angiogenesis, such as diabetic retinopathy.

The following defined terms are used throughout this specification:

10 "Me" refers to methyl.

"Et" refers to ethyl.

"tBu" refers to t-butyl.

"iPr" refers to i-propyl.

"Ph" refers to phenyl.

15 "Pharmaceutically acceptable salt" refers to those salts which retain the biological effectiveness and properties of the free bases and which are obtained by reaction with inorganic acids such as hydrochloric acid, hydrobromic acid, sulfuric acid, nitric acid, phosphoric acid, methanesulfonic acid, ethanesulfonic acid, p-toluenesulfonic acid, salicylic acid and the like.

20 "Alkyl" refers to a straight-chain, branched or cyclic saturated aliphatic hydrocarbon. Preferably, the alkyl group has 1 to 12 carbons. More preferably, it is a lower alkyl of from 1 to 7 carbons, most preferably 1 to 4 carbons. Typical alkyl groups include methyl, ethyl, propyl, isopropyl, butyl, isobutyl, tertiary butyl, pentyl, hexyl and the like. The alkyl group may be optionally substituted with one
25 or more substituents are selected from the group consisting of hydroxyl, cyano, alkoxy, =O, =S, NO₂, halogen, dimethyl amino, and SH.

"Alkenyl" refers to a straight-chain, branched or cyclic unsaturated hydrocarbon group containing at least one carbon-carbon double bond. Preferably, the alkenyl group has 1 to 12 carbons. More preferably it is a lower alkenyl of from

1 to 7 carbons, most preferably 1 to 4 carbons. The alkenyl group may be optionally substituted with one or more substituents selected from the group consisting of hydroxyl, cyano, alkoxy, =O, =S, NO₂, halogen, dimethyl amino, and SH.

"Alkynyl" refers to a straight-chain, branched or cyclic unsaturated hydrocarbon containing at least one carbon-carbon triple bond. Preferably, the alkynyl group has 1 to 12 carbons. More preferably it is a lower alkynyl of from 1 to 7 carbons, most preferably 1 to 4 carbons. The alkynyl group may be optionally substituted with one or more substituents selected from the group consisting of hydroxyl, cyano, alkoxy, =O, =S, NO₂, halogen, dimethyl amino, and SH.

10 "Alkoxy" refers to an "O-alkyl" group.

"Aryl" refers to an aromatic group which has at least one ring having a conjugated pi electron system and includes carbocyclic aryl, heterocyclic aryl and biaryl groups. The aryl group may be optionally substituted with one or more substituents selected from the group consisting of halogen, trihalomethyl, hydroxyl, SH, OH, NO₂, amine, thioether, cyano, alkoxy, alkyl, and amino.

"Alkaryl" refers to an alkyl that is covalently joined to an aryl group. Preferably, the alkyl is a lower alkyl.

"Carbocyclic aryl" refers to an aryl group wherein the ring atoms are carbon.

"Heterocyclic aryl" refers to an aryl group having from 1 to 3 heteroatoms as ring atoms, the remainder of the ring atoms being carbon. Heteroatoms include oxygen, sulfur, and nitrogen. Thus, heterocyclic aryl groups include furanyl, thienyl, pyridyl, pyrrolyl, N-lower alkyl pyrrolo, pyrimidyl, pyrazinyl, imidazolyl and the like.

"Hydrocarbyl" refers to a hydrocarbon radical having only carbon and hydrogen atoms. Preferably, the hydrocarbyl radical has from 1 to 20 carbon atoms, more preferably from 1 to 12 carbon atoms and most preferably from 1 to 7 carbon atoms.

"Substituted hydrocarbyl" refers to a hydrocarbyl radical wherein one or more, but not all, of the hydrogen and/or the carbon atoms are replaced by a

halogen, nitrogen, oxygen, sulfur or phosphorus atom or a radical including a halogen, nitrogen, oxygen, sulfur or phosphorus atom, e.g. fluoro, chloro, cyano, nitro, hydroxyl, phosphate, thiol, etc.

"Amide" refers to $-C(O)-NH-R'$, wherein R' is alkyl, aryl, alkylaryl or hydrogen.

"Thioamide" refers to $-C(S)-NH-R'$, wherein R' is alkyl, aryl, alkylaryl or hydrogen.

"Amine" refers to a $-N(R'')R'''$ group, wherein R'' and R''' are independently selected from the group consisting of alkyl, aryl, and alkylaryl.

"Thioether" refers to $-S-R''$, wherein R'' is alkyl, aryl, or alkylaryl.

"Sulfonyl" refers to $-S(O)_2-R''''$, where R'''' is aryl, $C(CN)=C$ -aryl, CH_2CN , alkylaryl, sulfonamide, NH -alkyl, NH -alkylaryl, or NH -aryl.

Also, alternatively the substituent on the aniline moiety is referred to as an o, m or p substituent or a 2, 3 or 4 substituent, respectively. (Obviously, the 5 substituent is also a m substituent and the 6 substituent is an o substituent.

The present invention relates to compounds capable of regulating and/or modulating tyrosine kinase signal transduction and more particularly receptor and non-receptor tyrosine kinase signal transduction.

Receptor tyrosine kinase mediated signal transduction is initiated by extracellular interaction with a specific growth factor (ligand), followed by receptor dimerization, transient stimulation of the intrinsic protein tyrosine kinase activity and phosphorylation. Binding sites are thereby created for intracellular signal transduction molecules and lead to the formation of complexes with a spectrum of cytoplasmic signaling molecules that facilitate the appropriate cellular response (e.g., cell division, metabolic effects and responses to the extracellular microenvironment).

It has been shown that tyrosine phosphorylation sites in growth factor receptors function as high-affinity binding sites for SH2 (src homology) domains of signaling molecules. Several intracellular substrate proteins that associate with

receptor tyrosine kinases have been identified. They may be divided into two principal groups: (1) substrates which have a catalytic domain; and (2) substrates which lack such domain but serve as adapters and associate with catalytically active molecules. The specificity of the interactions between receptors and SH2 domains of their substrates is determined by the amino acid residues immediately surrounding the phosphorylated tyrosine residue. Differences in the binding affinities between SH2 domains and the amino acid sequences surrounding the phosphotyrosine residues on particular receptors are consistent with the observed differences in their substrate phosphorylation profiles. These observations suggest that the function of each receptor tyrosine kinase is determined not only by its pattern of expression and ligand availability but also by the array of downstream signal transduction pathways that are activated by a particular receptor. Thus, phosphorylation provides an important regulatory step which determines the selectivity of signaling pathways recruited by specific growth factor receptors, as well as differentiation factor receptors.

Tyrosine kinase signal transduction results in, among other responses, cell proliferation, differentiation and metabolism. Abnormal cell proliferation may result in a wide array of disorders and diseases, including the development of neoplasia such as carcinoma, sarcoma, leukemia, glioblastoma, hemangioma, psoriasis, arteriosclerosis, arthritis and diabetic retinopathy (or other disorders related to uncontrolled angiogenesis and/or vasculogenesis, e.g. macular degeneration).

This invention is therefore directed to compounds which regulate, modulate and/or inhibit tyrosine kinase signal transduction by affecting the enzymatic activity of the RTKs and/or the non-receptor tyrosine kinases and interfering with the signal transduced by such proteins. More particularly, the present invention is directed to compounds which regulate, modulate and/or inhibit the RTK and/or non-receptor tyrosine kinase mediated signal transduction pathways as a therapeutic approach to

cure many kinds of solid tumors, including but not limited to carcinoma, sarcoma, leukemia, erythroblastoma, glioblastoma, meningioma, astrocytoma, melanoma and myoblastoma. Indications may include, but are not limited to brain cancers, bladder cancers, ovarian cancers, gastric cancers, pancreas cancers, colon cancers, blood
5 cancers, lung cancers and bone cancers.

Biological data for the compounds of the present invention was generated by use of the following assays.

VEGF Stimulated Ca^{++} Signal in vitro

10

Automated FLIPR (Fluorometric Imaging Plate Reader) technology was used to screen for inhibitors of VEGF induced increases in intracellular calcium levels in fluorescent dye loaded endothelial cells. HUVEC (human umbilical vein endothelial cells) (Clonetics) were seeded in 96-well fibronectin coated black-
15 walled plates overnight at 37°C/5%CO₂. Cells were loaded with calcium indicator Fluo-4 for 45 minutes at 37°C. Cells were washed 4 times (Original Cell Wash, Labsystems) to remove extracellular dye. Test compounds were reconstituted in 100% DMSO and added to the cells to give a final DMSO concentration of 0.1%. For screening, cells were pre-incubated with test agents for 30 minutes, at a single
20 concentration (10 µM) or at concentrations ranging from 0.01 to 10.0 µM followed by VEGF stimulation (5ng/mL). Changes in fluorescence at 516 nm were measured simultaneously in all 96 wells using a cooled CCD camera. Data were generated by determining max-min fluorescence levels for unstimulated, stimulated, and drug treated samples. IC₅₀ values for test compounds were calculated from % inhibition
25 of VEGF stimulated responses in the absence of inhibitor.

Protocol for KDR Assay:**KDR Assay:**

5 The cytoplasmic domain of the human VEGF receptor (VEGFR-2) was expressed as a Histidine-tagged fusion protein following infection of insect cells using an engineered baculovirus. His-VEGFR-2 was purified to homogeneity, as determined by SDS-PAGE, using nickel resin chromatography. Kinase assays were performed in 96 well microtiter plates that were coated overnight with 30µg of poly-Glu-Tyr
10 (4:1) in 10mM Phosphate Buffered Saline (PBS), pH 7.2-7.4. The plates were incubated with 1% BSA and then washed four times with PBS prior to starting the reaction. Reactions were carried out in 120µL reaction volumes containing 3.6µM ATP in kinase buffer (50mM Hepes buffer pH 7.4, 20mM MgCl₂, 0.1 mM MnCl₂ and 0.2 mM Na₃VO₄). Test compounds were reconstituted in 100% DMSO and
15 added to the reaction to give a final DMSO concentration of 5%. Reactions were initiated by the addition 0.5 ng of purified protein. Following a ten minute incubation at 25° C., the reactions were washed four times with PBS containing 0.05% Tween-20. 100µl of a monoclonal anti-phosphotyrosine antibody-peroxidase conjugate was diluted 1:10000 in PBS-TweenTM-20 and added to the wells for 30
20 minutes. Following four washes with PBS-TweenTM-20, 100µl of O-phenylenediamine Dihydrochloride in Phosphate-citrate buffer, containing urea hydrogen peroxide, was added to the wells for 7 minutes as a colorimetric substrate for the peroxidase. The reaction was terminated by the addition of 100µl of 2.5N H₂SO₄ to each well and read using a microplate ELISA reader set at 492 nm. IC₅₀
25 values for compound inhibition were calculated directly from graphs of optical density (arbitrary units) versus compound concentration following subtraction of blank values.

VEGF-induced Dermal Extravasation in Guinea Pig (Miles Assay). Male Hartley guinea pigs (300–600 g) were anesthetized with isofluorane, sheared, and

given a single dose of drug or the respective vehicle. The guinea pigs were dosed orally unless indicated otherwise in Table 3. Ten minutes prior to the end of drug treatment, guinea pigs were anesthetized with isoflurane, and 0.5% Evans blue dye (EBD) in PBS (13-15 mg/kg dose of EBD) was injected intravenously. After 5 minutes, triplicate intradermal injections of 100 ng rhVEGF₁₆₅ in 100 μ l PBS and of 100 μ l PBS alone were administered on the flank. After 20 minutes, each animal was euthanized with Pentosol, and the skin containing the intradermal injection sites was removed for image analysis.

Using an analog video camera coupled to a PC, an image of each trans-illuminated skin sample was captured, and the integrated optical density of each injection site was measured using ImagePro 4. For each skin sample, the difference between the mean optical density of the VEGF sites and mean optical density of the PBS sites is the measure of VEGF-induced EBD extravasation in that animal. These measured values were averaged per study group to determine the mean VEGF-induced EBD extravasation for each experimental condition, and the group means were then compared to assess inhibition of VEGF-induced EBD extravasation in the drug-treated groups relative to the vehicle-treated controls.

To determine the dose required for 50% inhibition (ID₅₀), the percent inhibition data was plotted as a function of oral dose, using the 'best-fit' analysis within MicroSoft Excel software. The ID₅₀ value was verified visually by using the plotted data (horizontal line from 50% y value, at intersection with best-fit line drop vertical line to x axis (dose)).

Laser-induced Choroidal Neovascularization (CNV) in Rat (CNV Assay).

CNV was induced and quantified in this model as previously described (Edelman and Castro. *Exp. Eye Res.* 2000; 71:523-533). On day 0, male Brown Norway rats (200-300 g) were anesthetized with 100 mg/kg Ketamine and 10 mg/kg Xylazine, and pupils were dilated with 1% Tropicamide. Using the blue-green setting of a Coherent Novus Argon Laser, 3 laser burns (90 mW for 0.1 s; 100 μ m diameter)

were given to each eye between the retinal vessels around the optic nerve head. Rats were dosed with test compounds in their indicated vehicles orally once daily.

On day 10, rats were sacrificed with 100% CO₂, and blood vessels were labeled by vascular perfusion with 10 mg/ml FITC-dextran (MW 2x10⁶). Using an
 5 epifluorescence microscope (20x) coupled to a spot digital camera and a PC, images were obtained from the flat mounts of the RPE-choroid-sclera from each eye, and the area occupied by hyperfluorescent neovessels within each laser lesion was measured using ImagePro 4 software.

To determine the dose required for 50% inhibition (ID₅₀), the percent
 10 inhibition data was plotted as a function of oral dose, using the 'best-fit' analysis within MicroSoft Excel software. The ID₅₀ value was verified visually by using the plotted data (horizontal line from 50% y value, at intersection with best-fit line drop vertical line to x axis (dose)).

The results of said assays are set forth in Tables 2, 3 and 4 below, wherein
 15 NT means not tested.

TABLE 2: Kinase Inhibition Data

Example #	VEGF Stimulated Ca ⁺⁺ signal assay % inhibition @ 10 μ M	VEGF Stimulated Ca ⁺⁺ signal assay mean IC ₅₀ (μ M)	KDR Assay mean IC ₅₀ (μ M)
1	92	4.05	NT
2	-0.5	NT	NT
3	3.50	NT	NT
4	16.5	NT	NT
5	77.280	1.82	0.48
6	90.06	1.84	0.52
7	94.50	0.95	0.69
8	9	NT	NT
9	13.50	NT	NT
10	46.00	10	NT
11	-14	NT	NT
12	94.25	1.07	NT
13	-12.50	NT	NT
14	-14.00	NT	NT
15	93.70	0.19	0.91
16	50	10	1.27
17	76.5	3.00	0.79

TABLE 2 (cont'd)			
Example #	VEGF Stimulated Ca^{++} signal assay % inhibition @ 10 μ M	VEGF Stimulated Ca^{++} signal assay mean $IC_{50}(\mu$ M)	KDR Assay mean $IC_{50}(\mu$ M)
18	35.5	NT	NT
19	14	NT	NT
20	63	1.82	1.21
21	88	1.50	0.72
22	22.5	NT	NT
23	42	NT	NT
24	-13.5	NT	NT
25	-1.5	NT	NT
26	37.5	NT	NT
27	-9	NT	NT
28	32.5	NT	NT
29	81.50	7.29	0.68
30	39.50	NT	NT
31	98.56	0.72	0.57
32	72.20	2.66	0.60
33	95.86	1.35	0.88
34	94.50	2.25	0.47
35	95.10	3.10	0.19
36	30.00	NT	NT
37	-4.00	NT	NT
38	92.08	1.45	0.50
39	-14.50	NT	NT
40	96.71	0.25	0.25
41	16.00	NT	NT
42	59.50	NT	NT
43	84.00	1.74	0.23
44	96.00	2.02	0.66
45	50.00	NT	NT
46	-4.00	NT	NT
47	-2.50	NT	NT
48	95.44	0.42	0.74
49	97.11	0.10	0.51
50	93.50	1.65	0.55
51	45.50	NT	NT
52	69.00	2.28	0.58
53	2.50	NT	NT
54	40.50	NT	NT
55	14.50	NT	NT
56	21.00	NT	NT

34

TABLE 2 (cont'd)			
Example #	VEGF Stimulated Ca^{++} signal assay % inhibition @ 10 μ M	VEGF Stimulated Ca^{++} signal assay mean $IC_{50}(\mu$ M)	KDR Assay mean $IC_{50}(\mu$ M)
57	60.00	5.85	1.88
58	86.61	0.81	0.36
59	86.00	1.65	0.18
60	94.00	1.33	0.28
61	-4.50	NT	NT
62	33.00	NT	NT
63	-14.50	NT	NT
64	37.00	NT	NT
65	95.50	1.10	0.53
66	18.50	NT	NT
67	19.00	NT	NT
68	-2.50	NT	NT
69	-10.68	NT	NT
70	25.00	NT	NT
71	38.50	NT	NT
72	81.50	1.56	0.43
73	56.50	3.65	0.26
74	44.00	NT	NT
75	-18.00	NT	NT
76	55.50	NT	NT
77	35.00	NT	NT
78	8.00	NT	NT
79	-4.00	NT	NT
80	3.50	NT	NT
81	NT	NT	NT
82	NT	2.5	0.38
83	NT	NT	NT
84	11.50	NT	NT
85	NT	NT	NT
86	48.50	NT	NT
87	79.50	2.25	0.46
88	97.51	1.00	0.41
89	39.50	NT	NT
90	97.81	0.42	0.22
91	93.50	3.02	0.24

35

		Table 2 (cont.)	
Example #	VEGF Stimulated Ca^{++} signal assay % inhibition @ 10 μ M	VEGF Stimulated Ca^{++} signal assay mean $IC_{50}(\mu$ M)	KDR Assay mean $IC_{50}(\mu$ M)
92	69.00	1.77	0.15
93	51.50	6.62	0.63
94	92.50	3.88	0.64
95	14.00	NT	NT
96	97.00	1.68	0.20
97	96.50	1.86	0.20
98	47.50	NT	NT
99	97.80	0.48	0.21
100	6.00	NT	NT
101	22.00	NT	NT
102	82.50	5.91	0.65
103	96.59	1.04	0.48
104	-14.50	NT	NT
105	17.50	NT	NT
106	96.59	0.60	0.23
107	41.50	NT	NT
108	-14.50	NT	NT
109	96.50	1.70	0.60
110	95.00	1.55	0.57
111	98.50	1.17	0.43
112	10.50	NT	NT
113	97.52	0.35	0.20
114	88.96	1.93	0.92
115	98.23	3.08	0.47
116	99.37	1.64	0.98
117	97.72	0.29	0.31
118	-26.96	NT	NT
119	89.28	1.34	0.53
120	12.67	NT	NT
121	4.86	NT	NT
122	71.71	1.54	0.37
123	49.94	4.43	0.59
124	71.93	1.96	0.52
125	96.55	1.86	0.67
126	95.15	1.22	0.34
127	-11.79	NT	NT
128	42.88	8.26	0.46
129	99.00	1.27	NT
130	97.31	0.57	0.38

36

		TABLE 2 (cont'd)	
Example #	VEGF Stimulated Ca^{++} signal assay % inhibition @ 10 μ M	VEGF Stimulated Ca^{++} signal assay mean $IC_{50}(\mu$ M)	KDR Assay mean $IC_{50}(\mu$ M)
131	96.71	1.55	0.77
132	73	7.38	NT
133	73	4.91	NT
134	83.09	7.39	1.12
135	27.98	NT	7.77
136	63.74	2.07	0.49
137	65.36	1.67	0.27
138	80.90	7.07	0.73
139	99.26	1.62	0.53
140	96.89	0.46	0.40
141	92.56	2.96	0.51
142	99.27	4.16	0.21
143	66.92	7.61	0.52
144	96.51	2.70	0.46
145	98.73	0.59	0.19
146	98.38	2.07	0.51
147	71.57	5.49	0.15
148	42.22	NT	NT
149	17.67	NT	0.62
150	90.86	1.85	0.30
151	50.83	NT	0.46
152	18.73	NT	10
155	97.15	2.60	0.40
156	95.36	0.83	0.51
157	97.89	0.23	0.25
158	97.55	1.14	0.39
159	97.42	0.58	0.35
160	91.44	1.29	0.70
161	95.23	0.46	0.16
162	89.94	1.05	0.30
163	95.34	0.85	0.32
164	98.82	0.16	0.38
165	99.33	1.34	0.36
166	49.17	NT	0.66
167	95.67	0.36	0.19
168	94.33	0.15	0.14
169	93.44	1.16	0.61
170	96.67	0.59	0.41
171	38.07	NT	0.43

	TABLE 2 (cont'd)		
Example #	VEGF Stimulated <i>Ca</i> ⁺⁺ signal assay % inhibition @ 10 μ M	VEGF Stimulated <i>Ca</i> ⁺⁺ signal assay mean IC ₅₀ (μ M)	KDR Assay mean IC ₅₀ (μ M)
172	93.33	1.40	0.69
173	94.54	1.48	0.52
174	76.40	6.02	0.84
175	38.03	NT	0.71
176	67.88	2.54	0.80
177	98.17	0.74	0.75
178	98.78	1.06	0.53
179	97.35	0.64	0.31
180	98.33	1.03	0.44
181	97.73	0.49	0.35
182	99.29	0.95	1.65
183	98.88	0.75	0.52
184	98.21	1.56	0.61
185	98.44	0.87	0.33
186	99.03	1.92	0.89
187	96.84	1.67	0.27
188	98.04	0.53	0.18
189	98.16	0.34	0.07
190	54.11	9.99	6.96
191	98.65	2.41	0.70
192	98.66	1.53	0.59
193	81.51	4.77	2.47
194	96.91	2.67	0.66
195	91.12	4.67	0.96
196	73.10	0.77	0.05
197	98.08	0.32	0.09
198	56.28	7.92	0.47
199	32.43	NT	0.29
200	75.19	3.48	0.74
201	44.15	NT	0.91
202	NT	NT	NT
203	NT	NT	NT
204	NT	NT	NT
205	NT	NT	NT
206	96.28	0.67	0.24
207	98.64	0.51	0.24
208	99.04	0.53	0.26
209	98.61	0.48	0.24
210	97.40	0.49	0.17

		TABLE 2 (cont'd)	
Example #	VEGF Stimulated Ca^{++} signal assay % inhibition @ 10 μ M	VEGF Stimulated Ca^{++} signal assay mean $IC_{50}(\mu$ M)	KDR Assay mean $IC_{50}(\mu$ M)
211	96.69	0.66	0.46
212	96.51	0.82	0.50
213	94.97	0.65	0.15
214	97.35	0.35	0.33
215	96.66	0.67	0.34
216	95.31	0.57	0.34
217	97.68	0.86	0.28
218	98.12	0.44	0.17
219	97.38	0.62	0.22
220	94.93	0.30	0.06
221	97.59	0.93	0.38
222	48.76	NT	0.47
223	NT	NT	NT
224	56.18	6.31	2.27
225	95.70	0.56	0.29
226	97.97	0.70	0.28
227	85.90	0.17	0.05
228	97.25	0.15	0.08
229	97.19	0.23	0.11
230	96.39	0.05	0.08
231	93.29	0.19	0.07
232	97.09	0.86	0.16
233	96.89	0.37	0.19
234	96.09	0.17	0.11
235	98.20	0.28	0.24
236	7.20	NT	0.97
237	36.44	NT	0.71
238	98.39	0.78	0.06
239	97.65	0.19	0.15
240	98.32	0.41	0.23
241	95.81	1.01	0.13
242	95.82	0.13	0.07
243	95.63	0.10	0.11
244	95.98	0.20	0.19
245	95.54	0.47	0.14
246	NT	0.36	0.09
247	NT	0.48	0.20
248	NT	0.71	0.63
249	NT	0.38	0.07
250	NT	0.30	0.15

		TABLE 2 (cont'd)	
Example #	VEGF Stimulated Ca^{++} signal assay % inhibition @ 10 μ M	VEGF Stimulated Ca^{++} signal assay mean $IC_{50}(\mu$ M)	KDR Assay mean $IC_{50}(\mu$ M)
251	NT	0.46	0.14
252	NT	0.29	0.15
253	NT	0.19	0.17
254	NT	0.47	0.50
255	NT	1.30	0.44
256	NT	0.67	0.19
257	NT	1.63	0.51
258	NT	0.72	0.56
259	NT	0.22	0.30
260	NT	0.88	0.30
261	NT	1.06	0.39
262	NT	0.87	0.21
263	NT	0.47	0.36
264	NT	0.26	0.07
265	NT	0.53	0.61
266	NT	0.12	0.17
267	NT	1.42	0.23
268	NT	10	0.08
269	NT	10	1.68
270	NT	0.28	0.11
271	NT	0.10	0.13
272	NT	0.43	0.46
273	NT	1.07	0.33
274	NT	0.45	0.21
275	NT	0.62	0.13
276	NT	8.81	0.22
277	NT	10	0.25
278	NT	0.18	0.08
279	NT	0.17	0.16
280	NT	0.42	0.46
281	NT	0.73	0.32
282	NT	0.34	0.33
283	NT	0.94	0.15
284	NT	0.25	0.25
285	NT	0.56	0.11
286	NT	0.13	0.04
287	NT	0.62	0.11
288	NT	0.30	0.33
289	NT	0.42	0.26
290	NT	0.44	0.58

40

Example #	Table 2 (Cont.)		
	VEGF Stimulated Ca^{++} signal assay % inhibition @ 10 μ M	VEGF Stimulated Ca^{++} signal assay mean $IC_{50}(\mu$ M)	KDR Assay mean $IC_{50}(\mu$ M)
291	NT	0.66	0.21
292	NT	0.14	0.09
293	NT	0.88	0.47
294	NT	0.40	0.38
295	NT	0.13	0.18
296	NT	0.16	0.14
297	NT	0.42	0.39
298	NT	0.10	0.34
299	NT	0.49	0.14
300	NT	0.29	0.42
301	NT	0.77	0.27
302	NT	0.71	NT
303	NT	0.52	NT
304	NT	0.12	NT
305	NT	0.55	0.31
306	NT	0.28	0.62
307	NT	0.65	0.27
308	NT	0.16	0.12
309	NT	0.68	0.23
310	NT	0.43	0.23
311	NT	0.12	0.10
312	NT	0.54	NT
313	NT	0.99	NT
314	NT	0.32	NT
315	NT	1.54	NT
316	NT	0.59	NT
317	NT	0.17	NT
318	NT	NT	NT
319	NT	0.95	NT
320	NT	0.33	NT
321	NT	1.18	NT
322	NT	NT	NT
323	NT	NT	NT

TABLE 3: Miles Assay Results

Example #	Miles Assay dose (mg/kg)	Miles Assay vehicle	Miles Assay % inhibition	Miles Assay Preincubation period (h)	Miles Assay ID ₅₀ (mg/kg)
40	75	PEG400	100		18
	75	corn oil	47		
	75	micronized corn oil	52		
	75	homogenized corn oil	40		
	1	I.V. bolus in 20% methyl cyclodextrin	0	0.5	
	1	I.V. bolus in 20% methyl cyclodextrin	0	1	
	1	I.V. bolus in 20% methyl cyclodextrin	0	2	
	10	43% methyl cyclodextrin	6	1	
156	75	PEG400 (po)	100		
157	75	PEG400 (po)	38		
159	75	PEG400	91		
167	75	PEG400	31		
179	75	PEG400	65		
181	75	PEG400	38		
206	75	corn oil	74		
207	75	corn oil	80		
208	75	corn oil	32		
209	75	PEG400	79		
	75	corn oil	84		
211	75	PEG400	38		
214	75	PEG400	61		
	75	corn oil	78		
215	75	PEG400	53		
216	75	PEG400	91		
218	75	PEG400	99		
	75	corn oil	97		
219	75	PEG400	28		
220	75	PEG400	39		

42

Table 3(Cont.)					
Example #	Miles Assay dose (mg/kg)	Miles Assay vehicle	Miles Assay % inhibition	Miles Assay Preincubation period (h)	Miles Assay ID ₅₀ (mg/kg)
229	75	PEG400	97		
231	75	corn oil	93		
234	75	corn oil	95		
235	75	corn oil	99		
238	75	corn oil	60		
239	75	corn oil	100		
243	75	corn oil	100		
247	75	corn oil	45		
249	75	corn oil	29		
250	75	corn oil	62		
Example #	Miles Assay dose (mg/kg)	Miles Assay vehicle	Miles Assay % inhibition	Miles Assay Preincubation period (h)	Miles Assay ID ₅₀ (mg/kg)
266	40	corn oil	82		
271	40	corn oil	98		
Legend: PEG= polyethylene glycol i.v.=intravenous dosage					

5

10

15

20

25

TABLE 4: CNV Assay results

Example #	CNV Assay dose (mg/kg)	CNV Assay vehicle	CNV Assay % inhibition	CNV Assay ID ₅₀ (mg/kg)
40	50 (bid)	corn oil	92	~20
	100 (sid)	corn oil	74	
	40 (sid)	PEG400	96	
	100 (sid)	PEG400	toxic	
	20 (sid)	PEG400	54	
	20 (bid)	PEG400	95	
159	100 (sid)	10% DMAC, 10% NMP, 80% PEG400	41	
209	80 (sid)	corn oil	95	
214	80 (sid)	corn oil	85	
218	80 (sid)	corn oil	99	17
	38.5 (sid)	corn oil	68	
	9.3 (sid)	corn oil	33	
231	80 (sid)	corn oil	85	
234	80 (sid)	corn oil	97	19
	35 (sid)	corn oil	76	
	8.6 (sid)	corn oil	18	
235	40 (sid)	corn oil	63	
239	40 (sid)	corn oil	56	
Legend sid= once daily dosing; bid=twice daily dosing; DMAC=dimethylacetamide; NMP=N-methyl pyrrolidinone; PEG=polyethylene glycol				

As shown in Table 2, above, the compounds of Examples 1, 5, 6, 7, 12, 15, 17, 21, 29, 31-35, 38, 40, 43, 44, 48-50, 52, 58-60, 65, 72, 73, 82, 87, 88, 90-94, 96, 97, 99, 102, 103, 106, 109-111, 113-117, 119, 122-126, 128-131, 134, 136, 138-147, 149-151, 155-159, 160-189, 191-201, 206-222, 225-268, 270-314, 316, 317, 319 and 320 are preferred as they show either % inhibition of VEGF > 79% or VEGF IC₅₀ < 1.0 μ M in either the VEGF stimulated Ca⁺⁺ signal assay or KDR assay.

As also can be seen in Table 2, above, the Compounds of Examples 7, 15, 31, 40, 48, 49, 58, 88, 90, 99, 106, 113, 117, 130, 140, 145, 156, 157, 159, 161, 163, 164, 167, 168, 170, 177, 179, 181, 183, 185, 188, 189, 196, 197 and 206-221, 225-235, 238-240, 242-254, 256, 258-260, 262-266, 270-272, 274, 275, 278-301

and 305-311 are more preferred as they show VEGF $IC_{50} \leq 1.0 \mu M$ in both VEGF stimulated Ca^{++} signal assay and KDR assays.

Finally, as shown in Tables 2, 3 and 4, the compounds of Examples 40, 156, 157, 159, 167, 179, 181, 206-209, 211, 214-216, 218-220, 229, 231, 234, 235, 238, 239, 243, 247, 249, 250, 266 and 271 are most preferred in that they show significant in-vivo activity and therefore would be effective in oral administration.

The invention is further illustrated by the following non-limiting examples.

Example 1

Phenylaminomethylene-1, 3-dihydro-indol-2-one.

2.42 mL of ethylformate are combined with 1.33 gms of 1,3 dihydro-indol-2-one in a solution of 21%, by weight, sodium formate in ethanol. The resulting solution is allowed to stand at room temperature for 30 minutes and then refluxed for 30 minutes to yield a suspension. Once at room temperature the suspension was acidified to pH 1.0 with 10% HCl(aq), then 5 mL of H₂O was added. The resulting precipitate is filtered and washed with H₂O (4 x 20 mL) to provide a mixture of E & Z 3-[(hydroxy)-methylene]-1, 3-dihydro-indol-2-one, as a solid.

E & Z 3-[(hydroxy)-methylene]-1, 3-dihydro-indol-2-one is reacted with 0.022 gms. of aniline by refluxing in tetrahydrofuran (1.2 mL) for 12 hours to yield a quantitative amount (39 mg) of the named compound as a solid following concentration *in vacuo*, dilution with isopropanol and filtration.

Example 2

(3-Bromophenylamino)-methylene]-1, 3-dihydro-indol-2-one.

The named compound is prepared by substituting 3-bromoaniline for aniline in the reaction of Example 1.

The compounds of Example 3 through 198, 202 – 205, 210-213, 219-224, 227-230 and 236-237 are prepared by substituting the appropriate substituted aniline for aniline, or the appropriate 4'-methyl or 5'-fluoro or 5'-chloro or 6'-

fluoro or 5'-nitro or 5'-cyano substituted 1,3 dihydro-indol-2-one for 1,3 dihydro-indol-2-one in the reaction of Example 1.

Example 179

3-{{4-(4-Pyrrolidin-1-yl-butoxy)-phenylamino]-methylene}-1,3-dihydro-indol-2-one

In a manner similar to that described in Example 207, 3-{{4-(4-Iodo-butoxy)-phenylamino]-methylene}-1,3-dihydro-indol-2-one and pyrrolidine are converted to the named compound

Example 198

3-{{4-(3-Chloro-propoxy)-phenylamino]-methylene}-1,3-dihydro-indol-2-one

A solution of 3-[(4-hydroxy-phenylamino)-methylene]-1,3-dihydro-indol-2-one (0.945 g, 3.75 mmol) in 20 mL DMF is treated with potassium carbonate (777 mg, 1.5 equiv.) and 1-bromo-3-chloropropane (1.1 equiv.). The reaction mixture is heated to 40 °C for 3 h. The reaction mixture is partitioned between EtOAc and water. The organic layer is collected and washed sequentially with H₂O (1 X) , saturated aqueous NaHCO₃ solution (1 X), and brine (1 X). The organic phase was dried and concentrated to give an oil. The oil was purified by preparative chromatography (silica gel; 1:1 EtOAc:hexane) to give the named compound as a yellow solid (711 mg, 58%).

Example 199

3-{{4-(4-Chloro-butoxy)-phenylamino]-methylene}-1,3-dihydro-indol-2-one

A solution of 3-[(4-hydroxy-phenylamino)-methylene]-1,3-dihydro-indol-2-one (0.945 g, 3.75 mmol) in 20 mL DMF is treated with potassium carbonate (777 mg, 1.5 equiv.) and 1-bromo-4-chlorobutane (1.1 equiv.). The reaction mixture is

heated to 40 °C for 3 h. The reaction mixture is partitioned between EtOAc and water. The organic layer is collected and washed sequentially with H₂O (1 X) , saturated aqueous NaHCO₃ solution (1 X), and brine (1 X). The organic phase is dried and concentrated to give a solid. The solid is triturated with MeOH and
5 collected by filtration to give the named compound as yellow solid (600 mg, 47%).

Example 200

3-{{[4-(3-Iodo-propoxy)-phenylamino]-methylene}}-1,3-dihydro-indol-2-one

10 A solution of 3-{{[4-(3-Chloro-propoxy)-phenylamino]-methylene}}-1,3-dihydro-indol-2-one (45 mg, 0.137 mmol) and NaI (103 mg, 5 equiv.) in 1 mL acetone is heated at 80 °C overnight. The reaction mixture is cooled to room temperature and evaporated to dryness. The residue is dissolved in EtOAc and H₂O. The organic layer is collected and dried over anhydrous Na₂SO₄, filtered, and
15 concentrated to give the named compound as yellow solid (100%).

Example 201

3-{{[4-(4-Iodo-butoxy)-phenylamino]-methylene}}-1,3-dihydro-indol-2-one

20 In a manner similar to that described for Example 200, 3-{{[4-(4-Chloro-butoxy)-phenylamino]-methylene}}-1,3-dihydro-indol-2-one was converted to the named compound.

Example 206

25 3-{{[4-(4-Morpholin-4-yl-butoxy)-phenylamino]-methylene}}-1,3-dihydro-indol-2-one

In a manner similar to that described in Example 207, 3-{{[4-(4-Iodo-butoxy)-phenylamino]-methylene}}-1,3-dihydro-indol-2-one and morpholine are converted to the named compound.

Example 207**3-{{4-(4-Diethylamino-butoxy)-phenylamino]-methylene}-1,3-dihydro-indol-2-one**

5 A 25 mL pressure tube is charged with 3-{{4-(4-Iodo-butoxy)-phenylamino]-methylene}-1,3-dihydro-indol-2-one (75 mg, 0.173 mmol), diethylamine (2 mL) and the reaction mixture is heated at 50 °C for 3 h. The reaction mixture is cooled to room temperature and partitioned between EtOAc and H₂O. The organic layer is washed with saturated aqueous NaHCO₃ solution, 10 brine, and dried over anhydrous Na₂SO₄. The organic layer is collected by filtration and concentrated to give a yellow solid. The solid is broken up in MeOH and collected by filtration to give the named compound as a yellow solid.

Example 208

15 **3-{{4-[4-(4-Methyl-piperazin-1-yl)-butoxy]-phenylamino}-methylene)-1,3-dihydro-indol-2-one**

 In a manner similar to that described in Example 207, 3-{{4-(4-Iodo-butoxy)-phenylamino]-methylene}-1,3-dihydro-indol-2-one and N-methylpiperazine are converted to the named compound.

20

Example 209**3-{{4-(4-Piperidin-1-yl-butoxy)-phenylamino]-methylene}-1,3-dihydro-indol-2-one**

 In a manner similar to that described in Example 207, 3-{{4-(4-Iodo-butoxy)-phenylamino]-methylene}-1,3-dihydro-indol-2-one and piperidine are 25 converted to the named compound

Example 214

3-{{4-(3-Diethylamino-propoxy)-phenylamino}-methylene}-1,3-dihydro-indol-2-one

In a manner similar to that described in Example 217, 3-{{4-(3-Iodo-propoxy)-phenylamino}-methylene}-1,3-dihydro-indol-2-one and diethylamine are converted to the named compound.

Example 215

3-{{4-(3-Morpholin-4-yl-propoxy)-phenylamino}-methylene}-1,3-dihydro-indol-2-one

In a manner similar to that described in Example 217, 3-{{4-(3-Iodo-propoxy)-phenylamino}-methylene}-1,3-dihydro-indol-2-one and morpholine are converted to the named compound.

Example 216

3-{{4-(3-Pyrrolidin-1-yl-propoxy)-phenylamino}-methylene}-1,3-dihydro-indol-2-one

In a manner similar to that described in Example 217, 3-{{4-(3-Iodo-propoxy)-phenylamino}-methylene}-1,3-dihydro-indol-2-one and pyrrolidine are converted to the named compound.

Example 217

3-({4-[3-(4-Methyl-piperazin-1-yl)-propoxy]-phenylamino}-methylene)-1,3-dihydro-indol-2-one

A solution of 3-{{4-(3-Iodo-propoxy)-phenylamino}-methylene}-1,3-dihydro-indol-2-one (66 mg, 0.157 mmol) in 1 mL THF is treated with 1-methylpiperazine (37.2 µL, 2.2 equiv.) and the resulting reaction mixture is heated at 50 °C for 4 h. The reaction mixture is cooled to room temperature and concentrated under reduced pressure. The residue is partitioned between EtOAc

and H₂O. The organic layer is collected and washed with saturated aqueous NaHCO₃, brine, and dried over anhydrous Na₂SO₄. The yellow solid residue obtained upon evaporation is broken up in 1:9 EtOAc:hexane and collected by filtration to give the named compound as a yellow solid.

5

Example 218

3-{{4-(3-Piperidin-1-yl-propoxy)-phenylamino}-methylene}-1,3-dihydro-indol-2-one

In a manner similar to that described in Example 217, 3-{{4-(3-Iodopropoxy)-phenylamino}-methylene}-1,3-dihydro-indol-2-one and piperidine are converted to the named compound.

10

Example 225

3-{{4-(3-Thiomorpholin-4-yl-propoxy)-phenylamino}-methylene}-1,3-dihydro-indol-2-one

15

In a manner similar to that described in Example 217, 3-{{4-(3-Iodopropoxy)-phenylamino}-methylene}-1,3-dihydro-indol-2-one and thiomorpholine are converted to the named compound.

20 **Example 226**

3-{{4-(4-Thiomorpholin-4-yl-butoxy)-phenylamino}-methylene}-1,3-dihydro-indol-2-one

In a manner similar to that described in Example 207, 3-{{4-(4-Iodobutoxy)-phenylamino}-methylene}-1,3-dihydro-indol-2-one and thiomorpholine are converted to the named compound.

25

Example 231

3-{{4-(3-Diethylamino-propoxy)-phenylamino}-methylene}-4-methyl-1,3-dihydro-indol-2-one

To a solution of 4-(3-diethylamino-propoxy)-phenylamine (913 mg, 1.3 equiv.) in THF (14 mL) is added 4-methyl-3-hydroxymethylene-1,3-dihydro-indol-2-one (554 mg, 3.17 mmol) in one portion. The resulting reaction mixture is stirred and heated at 72 °C overnight. The reaction solution is cooled to room temperature and partitioned between EtOAc:H₂O. The organic layer is collected and washed with saturated aqueous NaHCO₃ and dried over anhydrous Na₂SO₄. The organic phase is filtered and concentrated. The residue obtained is triturated with 1:4 EtOAc:hexane to give the named compound as a yellow solid (625.8 mg, 52%).

10 **Example 231a**

Diethyl-[3-(4-nitro-phenoxy)-propyl]-amine

A solution of 3-diethylamino-1-propanol (2.97 mL, 20 mmol) in THF (40 mL) at 0 °C is treated potassium *tert*-butoxide (2.36 g, 1.05 equiv.) in one portion. The reaction mixture is stirred at 0 °C for 5 min during which time it becomes reddish brown. Neat 1-fluoro-4-nitrobenzene (2.82 g, 1 equiv.) is added dropwise and the ice-bath is removed. The reaction mixture is stirred at room temperature for 15 min. The dark green reaction mixture is quenched with ice-water (300 mL), and extracted with EtOAc (2 X 200 mL). The combined organic extracts are washed with water (2 X 300 mL) and brine (1 X 300 mL) and dried over anhydrous Na₂SO₄. The oily brown residue obtained after evaporation, is purified by chromatography, (silica gel, 1:4 MeOH:CHCl₃) to give the named compound as a brown oil (3.59 g, 71%).

Example 231b

25 **4-(3-Diethylamino-propoxy)-phenylamine**

A solution of diethyl-[3-(4-nitro-phenoxy)-propyl]-amine (15.2 g, 60.4 mmol) is dissolved in absolute ethanol (350 mL) and to this solution is added hydrazine monohydrate (18 mL, 6 equiv.) followed by the addition of a small portion of RaneyTM nickel. The reaction mixture is heated to 50 °C with stirring for 3

h until all gas evolution has ceased. The reaction mixture is filtered through celite™ to remove the Raney™ nickel. The filtrate is concentrated under reduced pressure to give the named compound as a greenish brown oil (quantitative). This material is carried on in subsequent steps without purification.

5

Example 232**5-Chloro-3-{{4-(3-diethylamino-propoxy)-phenylamino]-methylene}-1,3-dihydro-indol-2-one**

In a manner similar to that described in Example 231, 4-(3-diethylamino-propoxy)-phenylamine (911 mg, 1.3 equiv.) and 5-chloro-3-hydroxymethylene-1,3-dihydro-indol-2-one (617 mg, 3.16 mmol, 1 equiv.) are reacted to give the named compound as a yellow solid (577 mg, 46%).

Example 233

15 **3-{{4-(3-Diethylamino-propoxy)-phenylamino]-methylene}-5-fluoro-1,3-dihydro-indol-2-one**

In a manner similar to that described in Example 231, 4-(3-diethylamino-propoxy)-phenylamine (161 mg, 1.3 equiv.) and 5-fluoro-3-hydroxymethylene-1,3-dihydro-indol-2-one (100 mg, 0.56 mmol, 1 equiv.) are reacted to give the named compound as a yellow solid (88 mg, 41%).

20

Example 234**3-{{4-(3-Diethylamino-propoxy)-phenylamino]-methylene}-6-fluoro-1,3-dihydro-indol-2-one**

25 In a manner similar to that described in Example 231, 4-(3-diethylamino-propoxy)-phenylamine (5 g, 1.3 equiv.) and 6-fluoro-3-hydroxymethylene-1,3-dihydro-indol-2-one (3.12 g, 17.4 mmol, 1 equiv.) are reacted to give the named compound as a yellow solid (4.1 g, 61%).

Example 235

3-{{[4-(2-Morpholin-4-yl-ethylamino)-phenylamino]-methylene}-1,3-dihydro-indol-2-one.

The named compound is prepared by refluxing 1.26 gms. E & Z 3-
5 [(hydroxy)-methylene]-1, 3-dihydro-indol-2-one, as prepared in Example 1, with
3.45 gms. of N-(2-morpholin-4-yl-ethyl)-benzene-1,4-diamine in tetrahydrofuran
(34.02 mL) for 12 hours. Following concentration *in vacuo*, dilution with hot
isopropanol and filtration provides the named compound is isolated as a yellow
solid in the amount of 1.731 gms.

10 **N-(2-Morpholin-4-yl-ethyl)-benzene-1,4-diamine** is prepared from p-
fluoronitrobenzene by the following method:

A mixture of 7.5 mL of p-fluoronitrobenzene, 10.25 mL 2-morpholin-4-yl-
ethylamine and 15 mL N,N-diisopropylamine in 36 mL dioxane is heated at 105°C
for 2 days. The reaction mixture is cooled to room temperature, diluted with
15 dichloromethane (360 mL) and washed with water (3x290mL). Upon evaporation
to dryness, the dichloromethane layer yields the (2-morpholin-4-yl-ethyl)-(4-nitro-
phenyl)-amine product, which is recrystallized from methanol.

A suspension of 4.05 gms. of (2-morpholin-4-yl-ethyl)-(4-nitro-phenyl)-
amine in 93 mL of ethanol is heated to 50°C. Once dissolution is achieved 4.8 mL
20 hydrazine monohydrate is added to the solution. A Raney™ nickel 2800 slurry in
water (approximately 3.5 mL) is added to the 50°C solution dropwise, waiting after
each addition for the bubbling to cease. Sufficient quantities of Raney™ nickel have
been added when continued addition of Raney™ nickel causes no further gas
evolution. The reaction is then maintained at 50°C for an additional hour, and
25 subsequently is cooled to room temperature. The reaction mixture is filtered
through a pad of celite™ (rinsing the pad with methanol). The N-(2-morpholin-4-yl-
ethyl)-benzene-1,4-diamine (3.45 gms.) is isolated upon evaporation of the filtrate,
and is subsequently used without purification in the reaction of Example 235.

Examples 242, 243, 244, and 245 are prepared by substituting the appropriate 4'-methyl or 6'-fluoro or 5'-fluoro or 5'-chloro substituted 1,3-dihydro-indol-2-one for the 1, 3-dihydro-indol-2-one and N-(2-morpholin-4-yl-ethyl)-benzene-1,4-diamine, used for the preparation of Example 235, for aniline in the reaction of Example 1.

Example 238

4-Methyl-3-{[4-(3-piperidin-1-yl-propoxy)-phenylamino]-methylene}-1,3-dihydro-indol-2-one

10 In a manner similar to that described in Example 231, 4-(3-Piperidin-1-yl-propoxy)-phenylamine (0.61 g, 1.3 equiv.) and 4-methyl-3-hydroxymethylene-1,3-dihydro-indol-2-one (0.35 g, 2 mmol, 1 equiv.) are reacted to give the named compound as a yellow solid (388 mg, 49%).

Example 238a

1-[3-(4-Nitro-phenoxy)-propyl]-piperidine

In a manner similar to that described in Example 231a, 3-piperidino-propan-1-ol (1 g) is converted to the named compound as a light brown oil (1.85 g).

Example 238b

4-(3-Piperidin-1-yl-propoxy)-phenylamine

In a manner similar to that described in Example 231b, 1-[3-(4-nitro-phenoxy)-propyl]-piperidine (6.99 mmol) is converted to the named compound as a brown oil (1.64 g).

25

Example 239

6-Fluoro-3-{[4-(3-piperidin-1-yl-propoxy)-phenylamino]-methylene}-1,3-dihydro-indol-2-one

In a manner similar to that described in Example 231, 4-(3-Piperidin-1-yl-propoxy)-phenylamine (0.61 g, 1.3 equiv.) and 6-fluoro-3-hydroxymethylene-1,3-dihydro-indol-2-one (0.358 g, 2.00 mmol, 1 equiv.) are reacted to give the named compound as a yellow solid (465 mg, 59%).

5

Example 240**5-Fluoro-3-{{4-(3-piperidin-1-yl-propoxy)-phenylamino]-methylene}-1,3-dihydro-indol-2-one**

In a manner similar to that described in Example 231, 4-(3-piperidin-1-yl-propoxy)-phenylamine (0.57 g, 1.3 equiv.) and 5-fluoro-3-hydroxymethylene-1,3-dihydro-indol-2-one (0.363 g, 2 mmol, 1 equiv.) are reacted to give the named compound as a yellow solid (379 mg, 47%).

10

Example 241**5-Chloro-3-{{4-(3-piperidin-1-yl-propoxy)-phenylamino]-methylene}-1,3-dihydro-indol-2-one**

In a manner similar to that described in Example 231, 4-(3-piperidin-1-yl-propoxy)-phenylamine (550 mg, 1.3 equiv.) and 5-chloro-3-hydroxymethylene-1,3-dihydro-indol-2-one (380 mg, 2.00 mmol, 1 equiv.) are reacted to give the named compound as a yellow solid (464 mg, 58%).

20

Example 246**4-Methyl-3-{{4-(4-piperidin-1-yl-butoxy)-phenylamino]-methylene}-1,3-dihydro-indol-2-one**

In a manner similar to that described in Example 231, 4-(4-Piperidin-1-yl-butoxy)-phenylamine (1.19 g, 1.1 equiv.) and 4-methyl-3-hydroxymethylene-1,3-dihydro-indol-2-one (0.79 g, 4.5 mmol, 1 equiv.) are reacted to give the named compound as a yellow solid (0.97 g, 53%).

25

Example 246a**1-[4-(4-Nitro-phenoxy)-butyl]-piperidine**

In a manner similar to that described in Example 231a, 4-piperidino-butan-1-ol (36 mmol), is converted to the named compound as a light brown oil (8.61 g, 89%).

Example 246b**4-(4-Piperidin-1-yl-butoxy)-phenylamine**

In a manner similar to that described in Example 231b, 1-[4-(4-nitro-phenoxy)-butyl]-piperidine (8.12 g, 29 mmol) is converted to the named compound as a light greenish soft solid (6.46 g, 89%).

Example 247**6-Fluoro-3-{[4-(4-piperidin-1-yl-butoxy)-phenylamino]-methylene}-1,3-dihydro-indol-2-one**

In a manner similar to that described in Example 231, 4-(4-piperidin-1-yl-butoxy)-phenylamine (400 mg, 1.1 equiv.) and 6-fluoro-3-hydroxymethylene-1,3-dihydro-indol-2-one (263 mg, 1.47 mmol, 1 equiv.) are reacted to give the named compound as a yellow solid (435 mg, 73%).

Example 248**3-{[4-(3-Diethylamino-propoxy)-3-fluoro-phenylamino]-methylene}-1,3-dihydro-indol-2-one**

In a manner similar to that described in Example 231, 4-(3-Diethylamino-propoxy)-3-fluoro-phenylamine (400 mg, 1.1 equiv.) and 3-hydroxymethylene-1,3-dihydro-indol-2-one (242 mg, 1.5 mmol, 1 equiv.) are reacted to give the named compound as a yellow solid (135 mg, 24%).

Example 248a**Diethyl-[3-(2-fluoro-4-nitro-phenoxy)-propyl]-amine**

In a manner similar to that described in Example 231a, 3,4-difluoronitrobenzene (6.7 mL, 60.6 mmol, 1 equiv.) and 3-diethylamino-1-propanol
5 (9 mL, 1 equiv.) are converted to the named compound as a brown oil (16.3 g).

Example 248b**4-(3-Diethylamino-propoxy)-3-fluoro-phenylamine**

In a manner similar to that described in Example 231b, diethyl-[3-(2-fluoro-
10 4-nitro-phenoxy)-propyl]-amine (16.3 g, 60.3 mmol) is converted to the named compound as a brown oil (12.4 g, 86%).

Example 249**3-{{[4-(3-Diethylamino-propoxy)-3-fluoro-phenylamino]-methylene}-4-
15 methyl-1,3-dihydro-indol-2-one**

In a manner similar to that described in Example 231, 4-(3-diethylamino-propoxy)-3-fluoro-phenylamine (400 mg, 1.1 equiv.) and 4-methyl-3-hydroxymethylene-1,3-dihydro-indol-2-one (263 mg, 1.5 mmol, 1 equiv.) are reacted to give the named compound as a yellow solid (294 mg, 49%).

20

Example 250**3-{{[4-(3-Diethylamino-propoxy)-3-fluoro-phenylamino]-methylene}-6-
fluoro-1,3-dihydro-indol-2-one**

In a manner similar to that described in Example 231, 4-(3-diethylamino-propoxy)-3-fluoro-phenylamine (400 mg, 1.1 equiv.) and 6-fluoro-3-hydroxymethylene-1,3-dihydro-indol-2-one (269 mg, 1.5 mmol, 1 equiv.) are
25 reacted to give the named compound as a yellow solid (195 mg, 32%).

Example 251**3-[(4-Piperidin-1-ylmethyl-phenylamino)-methylene]-1,3-dihydro-indol-2-one.**

The named compound is prepared by refluxing 0.025 gms. E & Z 3-
5 [(hydroxy)-methylene]-1, 3-dihydro-indol-2-one, as prepared in Example 1, with
0.036 gms. 4-piperidin-1-ylmethyl-phenylamine in tetrahydrofuran (1.5 mL)
overnight. Following cooling to room temperature, solvent evaporation *in vacuo*,
trituration with isopropanol and filtration the reaction yields the named compound
as a solid in the amount of 0.038 gms.

10 **Piperidin-1-ylmethyl-phenylamine** is prepared from 4-nitro-benzoic acid
by the following method:

A room temperature solution of 5.04 gms. 4-nitro-benzoic acid in
tetrahydrofuran (10 mL) is treated with 5.14 gms. 1',1'-carbonyl-diimidazole and
immediately immersed in an ice bath. The reaction mixture is stirred in the ice bath
15 for 30 minutes, then it is allowed to warm to room temperature. Once at room
temperature the reaction mixture is treated with 3 mL piperidine. The reaction
mixture is allowed to stir at room temperature overnight. The reaction is then made
basic with the addition of saturated aqueous sodium bicarbonate solution, and the
resulting mixture is extracted with ethyl acetate. The organics are separated, dried
20 over anhydrous sodium sulfate, and subsequently evaporated to dryness *in vacuo*.
The crude product residue is then chromatographed by flash silica gel
chromatography using 50% ethyl acetate in hexanes as the eluant. Following
evaporation of solvent, 1-(4-nitrobenzoyl)piperidine is isolated as a white solid in
the amount of 5.87 gms.

25 1-(4-Nitrobenzoyl)piperidine (0.1125 gms.) is then dissolved in
tetrahydrofuran (1mL) and slowly added dropwise to a 0°C, 1.0 M solution (4 mL)
of Borane in tetrahydrofuran. The reaction mixture is maintained at 0°C for 20
minutes following the completion of the addition to the Borane/tetrahydrofuran
solution. The reaction mixture is then allowed to warm to room temperature, and is

subsequently heated to 60°C using an oil bath. The reaction mixture is maintained at 60°C overnight, then is cooled to room temperature, and quenched with the addition of concentrated HCl (added until gas evolution stops). The quenched reaction mixture is then extracted with ethyl acetate and water. The organic layer is separated, and concentrated *in vacuo*, while the aqueous layer is separated and made basic with the addition of aqueous 1M NaOH. The basic aqueous layer is then extracted with ethyl acetate and the ethyl acetate layer from this extraction is concentrated *in vacuo*. The solids isolated from both concentrated ethyl acetate layers are combined to yield 92 mg of 1-(4-nitro-benzyl)-piperidine as a white-yellow solid.

1-(4-Nitro-benzyl)-piperidine (0.5052 gms.) is suspended in 25 mL of a 1:1 (v:v) solution of acetic acid and water. The suspension is then treated with 45 mL of an ~10 wt.% solution of TiCl₃ in 20-30 wt.% HCl, dropwise. Over the course of the addition a color change from colorless to purple to black ensues. The reaction mixture is immersed in a 60°C oil bath overnight following the addition of TiCl₃. The reaction mixture is then cooled to room temperature and made basic with the addition of a 10% aqueous solution of NaOH. The basic reaction mixture is extracted with chloroform, and the organic layer is dried over anhydrous sodium sulfate. Following evaporation of the solvent the organic layer yields 0.333 gms. of piperidin-1-ylmethyl-phenylamine.

Example 252

4-Methyl-3-{{4-(2-piperidin-1-yl-ethoxy)-phenylamino}-methylene}-1,3-dihydro-indol-2-one

In a manner similar to that described in Example 231, 4-(2-piperidin-1-yl-ethoxy)-phenylamine (754 mg, 1.2 equiv.) and 4-methyl-3-hydroxymethylene-1,3-dihydro-indol-2-one (500 mg, 2.86 mmol, 1 equiv.) are reacted to give the named compound as a yellow solid (530 mg, 49%).

Example 252a**1-[2-(4-Nitro-phenoxy)-ethyl]-piperidine**

In a manner similar to that described in Example 231a, 1-piperidine-ethanol (8.8 mL, 66 mmol, 1.1 equiv.) is converted to the named compound as a light
5 brown solid (14.6 g, 97%).

Example 252b**4-(2-Piperidin-1-yl-ethoxy)-phenylamine**

In a manner similar to that described in Example 231b, 1-[2-(4-nitro-
10 phenoxy)-ethyl]-piperidine (5.0 g, 20 mmol) is converted to the named compound as a light brown oil (4.4 g).

Example 253**6-Fluoro-3-{[4-(2-piperidin-1-yl-ethoxy)-phenylamino]-methylene}-1,3-
15 dihydro-indol-2-one**

In a manner similar to that described in Example 231, 4-(2-piperidin-1-yl-ethoxy)-phenylamine (737 mg, 1.2 equiv.) and 6-fluoro-3-hydroxymethylene-1,3-dihydro-indol-2-one (500 mg, 2.79 mmol, 1 equiv.) are reacted to give the named compound as a yellow solid (745 mg, 70 %).

20

Example 254**3-{[4-(2-Piperidin-1-yl-ethoxy)-phenylamino]-methylene}-1,3-dihydro-indol-2-one**

In a manner similar to that described in Example 231, 4-(2-piperidin-1-yl-ethoxy)-phenylamine (820mg, 1.2 equiv.) and 3-hydroxymethylene-1,3-dihydro-indol-2-one (500 mg, 3.11 mmol, 1 equiv.) are reacted to give the named compound as a yellow solid (899 mg, 80%).

25

Example 255**4-Fluoro-3-{{4-(3-piperidin-1-yl-propoxy)-phenylamino}-methylene}-1,3-dihydro-indol-2-one**

In a manner similar to that described in Example 231, 4-(3-piperidin-1-yl-propoxy)-phenylamine (610 mg, 1.3 equiv.) and 4-fluoro-3-hydroxymethylene-1,3-dihydro-indol-2-one (360 mg, 2 mmol, 1 equiv.) are converted to the named compound as a yellow solid (625 mg, 79%).

Example 256**4-Methyl-3-[(4-piperidin-1-ylmethyl-phenylamino)-methylene]-1,3-dihydro-indol-2-one.**

The named compound is prepared by refluxing 0.045 gms E & Z-3-hydroxymethylene-4-methyl-1,3-dihydro-indol-2-one, prepared by substituting 4'-methyl-1,3 dihydro-indol-2-one for 1,3 dihydro-indol-2-one in the reaction of Example 1, with 0.064 gms. 4-piperidin-1-ylmethyl-phenylamine, prepared as in the reaction of Example 251, in tetrahydrofuran (1 mL) overnight. Following cooling to room temperature, solvent evaporation *in vacuo*, trituration with isopropanol and filtration the reaction yields the named compound as a solid in the amount of 0.0463 gms.

Examples 257-260 are prepared by substituting the appropriate 4'-fluoro or 5'-fluoro or 6'-fluoro or 5'-chloro substituted 1,3-dihydro-indol-2-one for the 1, 3-dihydro-indol-2-one and 4-piperidin-1-ylmethyl-phenylamine (used in the preparation of Example 251) for aniline in the reaction of Example 1.

Example 261**4-Fluoro-3-{{4-(2-piperidin-1-yl-ethoxy)-phenylamino}-methylene}-1,3-dihydro-indol-2-one**

In a manner similar to that described in Example 231, 4-(2-piperidin-1-yl-ethoxy)-phenylamine (600 mg, 1.2 equiv.) and 4-fluoro-3-hydroxymethylene-1,3-

61

dihydro-indol-2-one (407 mg, 2.27 mmol, 1 equiv.) (4-Fluorooxindole may be prepared as described in Synthesis 1991, 10, 871) are reacted to give the named compound as a yellow solid (542 mg, 63%).

5 **Example 262**

5-Chloro-3-{[4-(2-piperidin-1-yl-ethoxy)-phenylamino]-methylene}-1,3-dihydro-indol-2-one

In a manner similar to that described in Example 231, 4-(2-piperidin-1-yl-ethoxy)-phenylamine (600 mg, 1.2 equiv.) and 5-chloro-3-hydroxymethylene-1,3-dihydro-indol-2-one (444 mg, 2.27 mmol, 1 equiv.) are reacted to give the named compound as a yellow solid (513 mg, 57%).

Example 263

15 **5-Fluoro-3-{[4-(2-piperidin-1-yl-ethoxy)-phenylamino]-methylene}-1,3-dihydro-indol-2-one**

In a manner similar to that described in Example 231, 4-(2-piperidin-1-yl-ethoxy)-phenylamine (600 mg, 1.2 equiv.) and 5-fluoro-3-hydroxymethylene-1,3-dihydro-indol-2-one (407 mg, 2.27 mmol, 1 equiv.) are reacted to give the named compound as a yellow solid (644 mg, 74%).

20

Example 264

3-{[4-(2-Diethylamino-ethoxy)-phenylamino]-methylene}-4-methyl-1,3-dihydro-indol-2-one

In a manner similar to that describe in Example 231, 4-(2-diethylamino-ethoxy)-phenylamine (713 mg, 1.2 equiv.) and 4-methyl-3-hydroxymethylene-1,3-dihydro-indol-2-one (500 mg, 2.86 mmol, 1 equiv.) are reacted to give the named compound as a yellow solid (237 mg, 23%).

25

Example 264a**Diethyl-[2-(4-nitro-phenoxy)-ethyl]-amine**

In a manner similar to that described in Example 231a, *N,N*-diethylethanolamine (8.75 mL, 66 mmol, 1.1 equiv.) is converted to the named
5 compound as a brown oil (14.3 g).

Example 264b**4-(2-Diethylamino-ethoxy)-phenylamine**

In a manner similar to that described in Example 231b, diethyl-[2-(4-nitro-
10 phenoxy)-ethyl]-amine (4.77 g, 20 mmol) is converted to the named compound as a brown oil (4.16 g).

Example 265**3-{{4-(2-Diethylamino-ethoxy)-phenylamino}-methylene}-1,3-dihydro-
15 indol-2-one**

In a manner similar to that described in Example 231, 4-(2-diethylamino-ethoxy)-phenylamine (775 mg, 1.2 equiv.) and 3-hydroxymethylene-1,3-dihydro-indol-2-one (500 mg, 3.11 mmol, 1 equiv.) are reacted to give the named compound as a yellow solid (557 mg, 51%).

20

Example 266**3-{{4-(2-Diethylamino-ethoxy)-phenylamino}-methylene}-6-fluoro-1,3-dihydro-indol-2-one**

In a manner similar to that described in Example 231, 4-(2-Diethylamino-ethoxy)-phenylamine (697 mg, 1.2 equiv.) and 6-fluoro-3-hydroxymethylene-1,3-dihydro-indol-2-one (500 mg, 2.79 mmol, 1 equiv.) are reacted to give the named
25 compound as a yellow solid (399 mg, 39%).

Example 267**3-{{4-(3-Diethylamino-propoxy)-3-fluoro-phenylamino]-methylene}-4-fluoro-1,3-dihydro-indol-2-one**

In a manner similar to that described in Example 231, 4-(3-Diethylamino-propoxy)-3-fluoro-phenylamine (720 mg, 1.5 equiv.) and 4-fluoro-3-hydroxymethylene-1,3-dihydro-indol-2-one (358 mg, 2.00 mmol) are reacted to give the named compound as a yellow solid (541 mg, 67%).

Example 268**6-(3-Methoxy-phenyl)-3-{{4-(4-methyl-piperazin-1-yl)-phenylamino]-methylene}-1,3-dihydro-indol-2-one**

The named compound is prepared by refluxing 0.020 gms E & Z 3-hydroxymethylene-6-(3-methoxy-phenyl)-1,3-dihydro-indol-2-one with 0.021 gms 4-(4-methyl-piperazin-1-yl)-phenylamine in tetrahydrofuran (0.33 mL) for 2 days. Following cooling to room temperature, solvent evaporation *in vacuo*, trituration with isopropanol (plus a little chloroform) and filtration the reaction yields the named compound as a solid in the amount of 16.2 mg.

E & Z 3-Hydroxymethylene-6-(3-methoxy-phenyl)-1,3-dihydro-indol-2-one is prepared in 5 steps from 4-Bromo-1-fluoro-2-nitro-benzene by the following method:

4-Bromo-1-fluoro-2-nitro-benzene (5 gms.), 3.85 gms. 3-methoxyphenylboronic acid and 22 mL of a 2M aqueous solution of sodium carbonate are suspended in 100 mL of a 1:1 (v:v) mix of toluene and ethanol. The resulting suspension is then treated with 0.8 gms. tetrakis(triphenylphosphine)palladium (0) at room temperature. The reaction mixture is then heated at reflux for 12 h. The reaction mixture is subsequently concentrated *in vacuo*, and the resulting residue is taken up in ethyl acetate (200 mL). The ethyl acetate solution is then washed successively with water (2x200mL), and brine (2x200mL). The organic layer is then dried by filtering through phase

separator paper and concentrated *in vacuo* to yield 7.19 gms. of crude product. The crude product is then recrystallized from hot ethanol yielding 4-fluoro-3'-methoxy-3-nitro-biphenyl as a yellow-white solid in the amount of 4.767 gms.

A room temperature DMSO (50 mL) suspension of a 60% dispersion of sodium hydride in mineral oil (3.94 gms.) is treated dropwise with 10.41 mL of dimethylmalonate. The suspension is then heated to 100°C for 35 minutes and subsequently treated with a solution of 4-fluoro-3'-methoxy-3-nitro-biphenyl (4.6138 gms.) in DMSO (55 mL). The reaction mixture is heated at 100°C for an additional 1h after which it is cooled to room temperature, and quenched with the addition of a saturated aqueous solution of ammonium chloride (300 mL). The quenched reaction mixture is then extracted with ethyl acetate (3x300 mL). The combined ethyl acetate washes are then washed with brine (1x500 mL), filtered through phase separator paper to dry the solution, and then concentrated *in vacuo*. The crude residue isolated is recrystallized from isopropanol/ethyl acetate yielding 2-(3'-methoxy-3-nitro-biphenyl-4-yl)-malonic acid dimethyl ester in the amount of 4.4023 gms.

2-(3'-Methoxy-3-nitro-biphenyl-4-yl)-malonic acid dimethyl ester (4.4023 gms.) is suspended in 45 mL of 6N HCl and heated at 110°C for 4 days. The reaction mixture is cooled to room temperature and the precipitate is collected by filtration. As the solid material is in rather large chunks, the solid purification is simplified by first dissolving the solid chunks in an excess of hot methanol, and subsequently concentrating the solution *in vacuo* to get a more manageable powder. This powder is then triturated with approximately 10 mL of methanol and filtered yielding (3'-methoxy-3-nitro-biphenyl-4-yl)-acetic acid in the amount of 2.0120 gms.

A solution of (3'-Methoxy-3-nitro-biphenyl-4-yl)-acetic acid (2.0120 gms.) in 35 mL methanol is treated with 0.3123 gms. of 10% palladium on carbon. The resulting suspension is then stirred vigorously under an atmosphere of hydrogen at room temperature and atmospheric pressure for 3h. The reaction mixture is then

filtered through a pad of celite™, the filtrate is treated with decolorizing charcoal and filtered a second time through celite™. The filtrate is then concentrated *in vacuo* and purified by trituration with isopropanol yielding 0.5736 gms. of 6-(3-methoxy-phenyl)-1,3-dihydro-indol-2-one.

- 5 6-(3-Methoxy-phenyl)-1,3-dihydro-indol-2-one (0.2282 gms.) is combined with 0.23 mL of ethylformate in 0.67 mL anhydrous ethanol, and is treated with a solution of 21%, by weight, sodium formate in ethanol (0.40 mL). The resulting solution is allowed to stand at room temperature for 30 minutes, and then is refluxed for 2 h to yield a suspension. Once at room temperature the suspension is
10 acidified to pH 1.0 with 10% HCl(aq), then diluted with 5 mL of H₂O. The resulting precipitate was filtered and washed with H₂O (4 x 20 mL) to provide a mixture of E & Z 3-hydroxymethylene-6-(3-methoxy-phenyl)-1,3-dihydro-indol-2-one, as a solid in the amount of 0.2064 gms.

15 **Example 269**

6-(3-Methoxy-phenyl)-3-{{[4-morpholin-4-yl-phenylamino]-methylene}-1,3-dihydro-indol-2-one.

- The named compound is prepared by refluxing 0.020 gms E & Z 3-hydroxymethylene-6-(3-methoxy-phenyl)-1,3-dihydro-indol-2-one with 0.020 gms.
20 4-morpholin-4-yl-phenylamine in tetrahydrofuran (0.33 mL) for 2 days. Following cooling to room temperature, solvent evaporation *in vacuo*, trituration with isopropanol and filtration the reaction yields the named compound as a solid in the amount of 15.7 mg.

25 **Example 270**

4-Methyl-3-{{[4-(2-pyrrolidin-1-yl-ethoxy)-phenylamino]-methylene}-1,3-dihydro-indol-2-one

- In a manner similar to that described in Example 231, (706 mg, 1.2 equiv.) and 4-methyl-3-hydroxymethylene-1,3-dihydro-indol-2-one (500 mg, 2.86 mmol, 1
30 equiv.) are reacted to give the named compound as a yellow solid (478 mg, 46%).

Example 270a**1-[2-(4-Nitro-phenoxy)-ethyl]-pyrrolidine**

In a manner similar to that described in Example 231a, 1-(2-hydroxyethyl)-pyrroline (7.72 mL, 66 mmol, 1.1 equiv.) is converted to the named compound as a brown oil (14.2 g).

Example 270b**4-(2-Pyrrolidin-1-yl-ethoxy)-phenylamine**

In a manner similar to that described in Example 231b, 1-[2-(4-nitro-phenoxy)-ethyl]-pyrrolidine (7.5 g, 30 mmol) is converted to the named compound as a reddish oil (5.52 g, 89%).

Example 271**6-Fluoro-3-{{4-(2-pyrrolidin-1-yl-ethoxy)-phenylamino}-methylene}-1,3-dihydro-indol-2-one**

In a manner similar to that described in Example 231, 4-(2-pyrrolidin-1-yl-ethoxy)-phenylamine (690 mg, 1.2 equiv.) and 6-fluoro-3-hydroxymethylene-1,3-dihydro-indol-2-one (500 mg, 2.79 mmol, 1 equiv.) are reacted to give the named compound as a yellow solid (500 mg, 48%).

Example 272**3-{{4-(2-Pyrrolidin-1-yl-ethoxy)-phenylamino}-methylene}-1,3-dihydro-indol-2-one**

In a manner similar to that described in Example 231, 4-(2-pyrrolidin-1-yl-ethoxy)-phenylamine (767 mg, 1.2 equiv.) and 3-hydroxymethylene-1,3-dihydro-indol-2-one (500 mg, 3.11 mmol, 1 equiv.) are reacted to give the named compound as a yellow solid (690 mg, 64%).

Example 273**4-Fluoro-3-{{4-(2-pyrrolidin-1-yl-ethoxy)-phenylamino]-methylene}-1,3-dihydro-indol-2-one**

In a manner similar to that described in Example 231, 4-(2-pyrrolidin-1-yl-ethoxy)-phenylamine (690 mg, 1.2 equiv.) and 4-fluoro-3-hydroxymethylene-1,3-dihydro-indol-2-one (500 mg, 2.79 mmol, 1 equiv.) to give the named compound as a yellow solid (790 mg, 77.0%).

Example 274

10 **5-Fluoro-3-{{4-(2-pyrrolidin-1-yl-ethoxy)-phenylamino]-methylene}-1,3-dihydro-indol-2-one**

In a manner similar to that described in Example 231, 4-(2-Pyrrolidin-1-yl-ethoxy)-phenylamine (690 mg, 1.2 equiv.) and 5-fluoro-3-hydroxymethylene-1,3-dihydro-indol-2-one (500 mg, 2.79 mmol, 1 equiv.) are reacted to give the named compound as a yellow solid (705 mg, 69%).

Example 275**5-Chloro-3-{{4-(2-pyrrolidin-1-yl-ethoxy)-phenylamino]-methylene}-1,3-dihydro-indol-2-one**

20 In a manner similar to that described in Example 231, 4-(2-Pyrrolidin-1-yl-ethoxy)-phenylamine (632 mg, 1.2 equiv.) and 5-chloro-3-hydroxymethylene-1,3-dihydro-indol-2-one (500 mg, 2.56 mmol, 1 equiv.) are reacted to give the named compound as a yellow solid (775 mg, 79%).

25 **Example 276**

6-(3-Methoxy-phenyl)-3-{{4-(3-piperidin-1-yl-propoxy)-phenylamino]-methylene}-1,3-dihydro-indol-2-one.

The named compound is prepared by refluxing 0.020 gms E & Z 3-hydroxymethylene-6-(3-methoxy-phenyl)-1,3-dihydro-indol-2-one (see example

68

268) with 0.0375 gms 4-(3-piperidin-1-yl-propoxy)-phenylamine (used in the preparation of Example 218) in tetrahydrofuran (0.33 mL) for 36 h. Following cooling to room temperature, solvent evaporation *in vacuo*, trituration with isopropanol and filtration the reaction yields the named compound as a solid in the amount of 16.8 mg.

Example 277

3-{{[4-(3-Diethylamino-propoxy)-phenylamino]-methylene}-6-(3-Methoxy-phenyl)-1,3-dihydro-indol-2-one.

The named compound is prepared by refluxing 0.020 gms E & Z 3-Hydroxymethylene-6-(3-methoxy-phenyl)-1,3-dihydro-indol-2-one (see example 268) with 0.0327 gms 4-(3-diethylamino-propoxy)-phenylamine (used in the preparation of Example 214) in tetrahydrofuran (0.33 mL) for 36 h. Following cooling to room temperature, solvent evaporation *in vacuo*, trituration with ethyl acetate/(min) hexanes and filtration the reaction yields the named compound as a solid in the amount of 9.0 mg.

Example 278

4-Methyl-3-{{[4-(1-methyl-piperidin-3-ylmethoxy)-phenylamino]-methylene}-1,3-dihydro-indol-2-one

In a manner similar to that described in Example 231, 4-(1-methyl-piperidin-3-ylmethoxy)-phenylamine (603 mg, 1.2 equiv.) and 4-methyl-3-hydroxymethylene-1,3-dihydro-indol-2-one (400 mg, 2.28 mmol, 1 equiv.) are reacted to give the named compound as a yellow solid (439 mg, 51%).

Example 278a**1-Methyl-3-(4-nitro-phenoxyethyl)-piperidine**

In a manner similar to that described in Example 231a, 1-methyl-3-piperidinemethanol (8.53 g, 66 mmol, 1.1 equiv.) is converted to the named
5 compound as a brown oil (11.5 g, 77%).

Example 278b**4-(1-Methyl-piperidin-3-ylmethoxy)-phenylamine**

In a manner similar to that described in Example 231b, 1-Methyl-3-(4-nitro-
10 phenoxyethyl)-piperidine (7.5 g, 30 mmol) is converted to the named compound as a light brown solid (4.82 g, 73%).

Example 279**6-Fluoro-3-[[4-(1-methyl-piperidin-3-ylmethoxy)-phenylamino]-
15 methylene]-1,3-dihydro-indol-2-one**

In a manner similar to that described in Example 231, 4-(1-methyl-piperidin-3-ylmethoxy)-phenylamine (590 mg, 1.2 equiv.) and 6-fluoro-3-hydroxymethylene-1,3-dihydro-indol-2-one (400 mg, 2.23 mmol, 1 equiv.) are reacted to give the named compound as a yellow solid (466 mg, 55%).

20

Example 280**3-[[4-(1-Methyl-piperidin-3-ylmethoxy)-phenylamino]-methylene]-1,3-dihydro-indol-2-one**

In a manner similar to that described in Example 231, 4-(1-methyl-piperidin-3-ylmethoxy)-phenylamine (656 mg, 1.2 equiv.) and 3-hydroxymethylene-1,3-dihydro-indol-2-one (400 mg, 2.48 mmol, 1 equiv.) are reacted to give the named compound as a yellow solid (732 mg, 81%).

25

Example 281**4-Fluoro-3-{{4-(1-methyl-piperidin-3-ylmethoxy)-phenylamino}-methylene}-1,3-dihydro-indol-2-one**

In a manner similar to that described in Example 231, 4-(1-methyl-
5 piperidin-3-ylmethoxy)-phenylamine (590 mg, 1.2 equiv.) and 4-fluoro-3-hydroxymethylene-1,3-dihydro-indol-2-one (400 mg, 2.23 mmol, 1 equiv.) are reacted to give the named compound as a yellow solid (576 mg, 68%).

Example 282

10 **5-Fluoro-3-{{4-(1-methyl-piperidin-3-ylmethoxy)-phenylamino}-methylene}-1,3-dihydro-indol-2-one**

In a manner similar to that described in Example 231, 4-(1-methyl-
piperidin-3-ylmethoxy)-phenylamine hydrochloride (688 mg, 1.2 equiv.) and 5-
fluoro-3-hydroxymethylene-1,3-dihydro-indol-2-one (400 mg, 2.23 mmol, 1 equiv.)
15 with the addition of anhydrous Et₃N (2.25 equiv.) are reacted to give the named compound as a yellow solid (657 mg, 77%).

Example 283

20 **5-Chloro-3-{{4-(1-methyl-piperidin-3-ylmethoxy)-phenylamino}-methylene}-1,3-dihydro-indol-2-one**

In a manner similar to that described in Example 231, , 4-(1-methyl-
piperidin-3-ylmethoxy)-phenylamine hydrochloride (158 mg, 1.2 equiv.) and 5-
chloro-3-hydroxymethylene-1,3-dihydro-indol-2-one (100 mg, 0.51 mmol, 1 equiv.)
with the addition of anhydrous Et₃N (2.11 equiv.) are reacted to give the named
25 compound as a yellow solid (100 mg, 49%).

Example 284**3-{{4-(2-Piperidin-1-yl-ethyl)-phenylamino}-methylene}-1,3-dihydro-indol-2-one**

The named compound is prepared by refluxing 0.0505 gms. E & Z 3-[(hydroxy)-methylene]-1, 3-dihydro-indol-2-one, as prepared in Example 1, with 0.085 gms. 4-(2-piperidin-1-yl-ethyl)-phenylamine in tetrahydrofuran (1.0 mL) overnight. Following cooling to room temperature, solvent evaporation *in vacuo*,
5 trituration with isopropanol and filtration the reaction yields the named compound in the amount of 66 mg.

4-(2-Piperidin-1-yl-ethyl)-phenylamine is prepared from (4-Nitro-phenyl)-acetic acid by the following method:

A room temperature solution of 2.53 gms. (4-Nitro-phenyl)-acetic acid in
10 tetrahydrofuran (10 mL) is treated with 2.44 gms. 1',1'-carbonyl-diimidazole and immediately immersed in an ice bath. The reaction mixture is stirred in the ice bath for 30 minutes then it is allowed to warm to room temperature. Once at room temperature the reaction mixture is treated with 1.21 mL piperidine, and then is stirred overnight at room temperature. The reaction is then made basic with the
15 addition of saturated aqueous sodium bicarbonate, and the resulting mixture is extracted with ethyl acetate. The organics are separated, dried over anhydrous sodium sulfate, filtered, and subsequently evaporated to dryness *in vacuo*. The crude product residue is then chromatographed by flash silica gel chromatography using 50% ethyl acetate in hexanes as the eluant. Following evaporation of solvent,
20 2-(4-nitro-phenyl)-1-piperidin-1-yl-ethanone is isolated as a white solid in the amount of 3.18 gms.

2-(4-Nitro-phenyl)-1-piperidin-1-yl-ethanone (1.24 gms.) is then dissolved in tetrahydrofuran (5 mL), and slowly added dropwise to a 0°C, 1.0M solution (35 mL) of Borane in tetrahydrofuran. The reaction mixture is maintained at 0°C for 20
25 minutes following the completion of the addition to the Borane/tetrahydrofuran solution. The reaction mixture is then allowed to warm to room temperature, and is subsequently refluxed using an oil bath. The reaction mixture is maintained at refluxing temperature overnight, then cooled to 0°C and quenched with the addition of concentrated HCl (added until fizzing stops). The quenched reaction mixture is

then extracted with ethyl acetate and water. The organic layer is then separated, dried over sodium sulfate and concentrated *in vacuo*. The solid isolated is then triturated with hexanes and a little ethyl acetate to yield 0.7563 gms. of 1-[2-(4-nitro-phenyl)-ethyl]-piperidine as a white solid following filtration.

- 5 1-[2-(4-Nitro-phenyl)-ethyl]-piperidine (0.1178 gms.) is suspended in 4.5 mL of a 1:1 (v:v) solution of acetic acid and water. The suspension is then immersed in a 65°C oil bath and treated in dropwise fashion with 9 mL of an ~10 wt.% solution of TiCl_3 in 20-30 wt.% HCl. Over the course of the addition a color change from colorless to purple to black ensues. The reaction mixture is
- 10 maintained in the 65°C oil bath overnight following the addition of TiCl_3 . The reaction mixture is then cooled to 0°C, and made basic with the addition of a 10% aqueous solution of NaOH. The basic reaction mixture is then extracted with chloroform. The emulsion that forms is filtered through glass wool, re-extracted with chloroform, and then dried over anhydrous sodium sulfate. Following
- 15 evaporation of the solvent the residue is chromatographed by flash silica gel chromatography (10% methanol in chloroform) to yield 60 mg of 4-(2-piperidin-1-yl-ethyl)-phenylamine.

Example 286

- 20 **4-Methyl-3-{{4-(2-piperidin-1-yl-ethyl)-phenylamino}-methylene}-1,3-dihydro-indol-2-one**

- The named compound is prepared by refluxing 0.055 gms. E & Z-3-Hydroxymethylene-4-methyl-1,3-dihydro-indol-2-one, as prepared in the reaction of Example 1, with 0.085 gms. 4-(2-piperidin-1-yl-ethyl)-phenylamine (used in the
- 25 preparation of Example 284) in tetrahydrofuran (1 mL) overnight. Following cooling to room temperature, solvent evaporation *in vacuo*, trituration with isopropanol and filtration the reaction yields the named compound as a solid in the amount of 38 mg.

Examples 285 and 287-289 are prepared by substituting the appropriate 5'-chloro or 4'-fluoro or 5'-fluoro or 6'-fluoro substituted 1,3-dihydro-indol-2-one for the 1, 3-dihydro-indol-2-one and 4-(2-piperidin-1-yl-ethyl)-phenylamine (used in the preparation of Example 284) for aniline in the reaction of Example 1.

5

Example 290**3-[(4-Morpholin-4-ylmethyl-phenylamino)-methylene]-1,3-dihydro-indol-2-one**

The named compound is prepared by refluxing 0.051 gms. E & Z 3-[(hydroxy)-methylene]-1, 3-dihydro-indol-2-one, as prepared in Example 1, with 0.085 gms. 4-morpholin-4-ylmethyl-phenylamine in tetrahydrofuran (2.0 mL) overnight. Following cooling to room temperature, solvent evaporation *in vacuo*, trituration with isopropanol and filtration the reaction yields the named compound as a solid in the amount of 0.070 gms.

15 **4-Morpholin-4-ylmethyl-phenylamine** is prepared from 4-Nitro-benzoic acid by the following method:

A room temperature solution of 2.49 gms. 4-nitro-benzoic acid in tetrahydrofuran (15 mL) is treated with 2.44 gms. 1',1'-carbonyl-diimidazole, and immediately immersed in an ice bath. The reaction mixture is stirred in the ice bath for 30 minutes then it is allowed to warm to room temperature. Once at room temperature the reaction mixture is treated with 1.5 mL piperidine. The reaction mixture is allowed to stir at room temperature overnight. The reaction is then made basic with the addition of saturated aqueous sodium bicarbonate solution, and the resulting mixture is extracted with ethyl acetate. The organics are separated, dried over anhydrous sodium sulfate and subsequently evaporated to dryness *in vacuo*. The crude product residue is then chromatographed by flash silica gel chromatography using 50% ethyl acetate in hexanes as the eluant. Following evaporation of solvent, 1-(4-nitrobenzoyl)morpholine is isolated as a white solid in the amount of 1.679 gms.

1-(4-Nitrobenzoyl)morpholine (1.1219 gms.) is then dissolved in tetrahydrofuran (6 mL) and slowly added dropwise to a 0°C, 1.0M solution (30 mL) of Borane in tetrahydrofuran. The reaction mixture is maintained at 0°C for 20 minutes following the completion of the addition to the Borane/tetrahydrofuran solution. The reaction mixture is then allowed to warm to room temperature, and is subsequently heated to reflux using an oil bath. The reaction mixture is maintained at refluxing temperature overnight, then cooled to room temperature and quenched with the addition of concentrated HCl (added until gas evolution stops). The quenched reaction mixture is then extracted with ethyl acetate and water. The organic layer is then separated and concentrated *in vacuo* to yield 0.6650 gms. of 1-(4-nitro-benzyl)-morpholine as a yellow solid.

1-(4-Nitro-benzyl)-morpholine (0.6446 gms.) is suspended in 15 mL of a 1:1 (v:v) solution of acetic acid and water. The suspension is then heated with a heat gun until a homogeneous solution forms. The solution is then treated with 35 mL of an ~10 wt.% solution of TiCl₃ in 20-30 wt.% HCl, dropwise. Over the course of the addition a color change from colorless to purple to black ensues. The reaction mixture is immersed in a 60°C oil bath overnight following the addition of TiCl₃. The reaction mixture is then cooled to room temperature and made basic with the addition of a 10% aqueous solution of NaOH. The basic reaction mixture is then extracted with chloroform four times and the combined organic layers are dried over anhydrous sodium sulfate. Following filtration and evaporation of the solvent *in vacuo*, the organic layer yields 0.5112 gms. 4-morpholin-4-ylmethyl-phenylamine.

Example 292

4-Methyl-3-[(4-morpholin-4-ylmethyl-phenylamino)-methylene]-1,3-dihydro-indol-2-one

The named compound is prepared by refluxing 0.056 gms E & Z-3-hydroxymethylene-4-methyl-1,3-dihydro-indol-2-one, prepared by substituting 4'-

methy1-1,3 dihydro-indol-2-one for 1,3 dihydro-indol-2-one in the reaction of Example 1, with 0.085 gms. 4-morpholin-4-ylmethyl-phenylamine, prepared as in the reaction of Example 290, in tetrahydrofuran (2.0 mL) overnight. Following cooling to room temperature, solvent evaporation *in vacuo*, trituration with isopropanol, and filtration the reaction yields the named compound as a solid in the amount of 12 mg.

Examples 291, and 293-295 are prepared by substituting the appropriate 5'-chloro or 4'-fluoro or 5'-fluoro or 6'-fluoro substituted 1,3-dihydro-indol-2-one for the 1, 3-dihydro-indol-2-one and 4-morpholin-4-ylmethyl-phenylamine, used in the preparation of Example 290, for aniline in the reaction of Example 1.

Example 296

4-Methyl-3-{[4-(3-morpholin-4-yl-propylamino)-phenylamino]-methylene}-1,3-dihydro-indol-2-one

The named compound is prepared by substituting 4-methyl-1,3-dihydro-indol-2-one for the 1, 3-dihydro-indol-2-one and N-(3-morpholin-4-yl-propyl)-benzene-1,4-diamine (used for the preparation of Example 290) for aniline in the reaction of Example 1.

Example 297

3-{[4-(3-Morpholin-4-yl-propylamino)-phenylamino]-methylene}-1,3-dihydroindol-2-one

The named compound is prepared by refluxing 0.336 gms. E & Z 3-[(hydroxy)-methylene]-1, 3-dihydro-indol-2-one, as prepared in Example 1, with 0.730 gms. N-(3-morpholin-4-yl-propyl)-benzene-1,4-diamine in tetrahydrofuran (12.5 mL) for 24 hours to yield the named compound as a solid in the amount of 0.513 gms. following concentration *in vacuo*, recrystallization with hot isopropanol and filtration.

N-(3-Morpholin-4-yl-propyl)-benzene-1,4-diamine is prepared from p-fluoronitrobenzene by the following method:

A mixture of 4.85 mL of p-fluoronitrobenzene, 6.0 gms. 2-morpholin-4-yl-ethylamine and 8.69 mL N,N-diisopropylamine in 20.8 mL dioxane is heated at 105°C for 2 days. The reaction mixture is cooled to room temperature, evaporated to dryness, and recrystallized from hot isopropanol yielding the (3-morpholin-4-yl-propyl)-(4-nitro-phenyl)-amine product in the amount of 5.30 gms.

A suspension of 5.00 gms. of (3-morpholin-4-yl-propyl)-(4-nitro-phenyl)-amine in 110 mL of ethanol is heated to 50°C. Once dissolution is achieved 5.49 mL hydrazine monohydrate is added to the solution. A Raney™ nickel slurry in water is added to the 50°C solution dropwise, waiting after each addition for the bubbling to cease. Sufficient quantities of Raney™ nickel have been added when continued addition of Raney™ nickel causes no further gas evolution. The reaction is then maintained at 50°C for an additional hour, and subsequently is cooled to room temperature. The reaction mixture is filtered through a pad of celite™ (rinsing the pad with methanol). N-(3-Morpholin-4-yl-propyl)-benzene-1,4-diamine (4.39 gms.) is isolated upon evaporation of the filtrate, and is subsequently used without purification in the reaction of Example 297.

Example 298-301 are prepared by substituting the appropriate 6'-fluoro or 5'-chloro or 5'-fluoro or 4'-fluoro substituted 1,3-dihydro-indol-2-one for the 1, 3-dihydro-indol-2-one and N-(3-morpholin-4-yl-propyl)-benzene-1,4-diamine (used in the preparation of Example 297) for aniline in the reaction of Example 1.

Example 302

3-({4-[3-(4-Methyl-piperazin-1-yl)-propylamino]-phenylamino}-methylene)-1,3-dihydro-indol-2-one

The named compound is prepared by refluxing 0.135 gms. E & Z 3-[(hydroxy)-methylene]-1, 3-dihydro-indol-2-one, as prepared in Example 1, with 0.035 gms. N-[3-(4-Methyl-piperazin-1-yl)-propyl]-benzene-1,4-diamine in tetrahydrofuran (1 mL) for 24 hours. Following concentration *in vacuo* and

recrystallization from hot isopropanol and filtration the named compound is isolated as a yellow solid in the amount of 0.0151 gms.

N-[3-(4-Methyl-piperazin-1-yl)-propyl]-benzene-1,4-diamine was prepared from p-fluoronitrobenzene by the following method:

5 A mixture of 4.44 mL of p-fluoronitrobenzene, 6 gms. 3-(4-methyl-piperazin-1-yl)-propylamine and 6.65 mL N,N-diisopropylamine in 19 mL dioxane is heated at 105°C for 2 days. The reaction mixture is cooled to room temperature, evaporated to dryness, and recrystallized from hot isopropanol yielding [3-(4-methyl-piperazin-1-yl)-propyl]-(4-nitro-phenyl)-amine in the amount of 0.1385
10 gms.

 A suspension of 0.1385 gms. of [3-(4-methyl-piperazin-1-yl)-propyl]-(4-nitro-phenyl)-amine in 3 mL of ethanol is heated to 50°C. Once dissolution is achieved 0.144 mL hydrazine monohydrate is added to the solution. A Raney™ nickel slurry in water is added to the 50°C solution dropwise, waiting after each
15 addition for the gas evolution to cease. Sufficient quantities of Raney™ nickel have been added when continued addition of Raney™ nickel causes no further gas evolution. The reaction is then maintained at 50°C for an additional hour, and subsequently is cooled to room temperature. The reaction mixture is filtered through a pad of celite™ (rinsing the pad with methanol). N-[3-(4-Methyl-piperazin-
20 1-yl)-propyl]-benzene-1,4-diamine (0.116 gms.) is isolated upon evaporation of the filtrate, and is subsequently used without purification in the reaction of Example 302.

Example 303

25 **4-Methyl-3-({4-[3-(4-methyl-piperazin-1-yl)-propylamino]-phenylamino}-methylene)-1,3-dihydro-indol-2-one**

 The named compound is prepared by substituting 4-methyl-1,3-dihydro-indol-2-one for the 1, 3-dihydro-indol-2-one and N-[3-(4-methyl-piperazin-1-yl)-

propyl]-benzene-1,4-diamine (used for the preparation of Example 302) for aniline in the reaction of Example 1.

Example 304

5 **6-Fluoro-3-({4-[3-(4-methyl-piperazin-1-yl)-propylamino]-phenylamino}-methylene)-1,3-dihydro-indol-2-one**

The named compound is prepared by substituting 6-fluoro-1,3-dihydro-indol-2-one for the 1, 3-dihydro-indol-2-one and N-[3-(4-methyl-piperazin-1-yl)-propyl]-benzene-1,4-diamine (used for the preparation of Example 302) for aniline
10 in the reaction of Example 1.

Example 305

15 **3-({4-[3-(3-Fluoro-pyrrolidin-1-yl)-propoxy]-phenylamino}-methylene)-1,3-dihydro-indol-2-one**

In a manner similar to that described in Example 217, 3- {[4-(3-Iodo-propoxy)-phenylamino]-methylene}-1,3-dihydro-indol-2-one and 3-fluoro-pyrrolidine hydrochloride (226 mg, 1.2 equiv.) (prepared by the method of Giardina, G et al, Synlett (1995), (1), 55-7) are converted to the named
20 compound as a slightly brownish yellow solid (258 mg, 45%).

Example 306

25 **3-{{4-(2-Morpholin-4-yl-ethyl)-phenylamino}-methylene}-1,3-dihydro-indol-2-one**

The named compound is prepared by refluxing 0.0644 gms. E & Z 3-[(hydroxy)-methylene]-1, 3-dihydro-indol-2-one, as prepared in Example 1, with 0.1088 gms. 4-(2-morpholin-4-yl-ethyl)-phenylamine in tetrahydrofuran (1.5 mL) overnight. Following cooling to room temperature, solvent evaporation *in vacuo*, trituration with isopropanol and filtration the reaction yields the named compound
30 in the amount of 91.1mg.

4-(2-Morpholin-4-yl-ethyl)-phenylamine is prepared from (4-nitro-phenyl)-acetic acid by the following method:

A room temperature solution of 1.8839 gms. (4-Nitro-phenyl)-acetic acid in tetrahydrofuran (5 mL) is treated with 1.8069 gms. 1',1'-carbonyl-diimidazole. The reaction mixture is stirred for 1h. The reaction mixture is then treated with 1.0 mL morpholine. The reaction is heated overnight at 35°C. The reaction is then allowed to cool to room temperature, and is made basic with the addition of saturated aqueous sodium bicarbonate. The resulting mixture is extracted with ethyl acetate. The aqueous layer is re-extracted four more times with ethyl acetate. The combined organics are evaporated to dryness *in vacuo*. The crude product residue is then chromatographed by flash silica gel chromatography using 60% ethyl acetate in hexanes as the eluant. Following evaporation of solvent, 1-morpholin-4-yl-2-(4-nitro-phenyl)-ethanone is isolated as a white solid in the amount of 1.4009 gms.

1-Morpholin-4-yl-2-(4-nitro-phenyl)-ethanone (1.4009 gms.) is then dissolved in tetrahydrofuran (7.5 mL) and slowly added dropwise to a 0°C, 1.0M solution (40 mL) of Borane in tetrahydrofuran. The reaction mixture is maintained at 0°C for 30 minutes following the completion of the addition to the Borane/tetrahydrofuran solution. The reaction mixture is then allowed to warm to room temperature, and is subsequently refluxed using an oil bath. The reaction mixture is maintained at refluxing temperature overnight, then cooled to 0°C, and quenched with the addition of concentrated HCl (added until fizzing stops). The quenched reaction mixture is then warmed to room temperature, and extracted with ethyl acetate and water. The organic layer is then separated, dried over sodium sulfate and concentrated *in vacuo*. The solid isolated is then chromatographed by flash silica gel chromatography using 30% ethyl acetate in hexanes as the eluant to yield 0.7993 gms. of 4-[2-(4-nitro-phenyl)-ethyl]-morpholine as a white solid.

4-[2-(4-Nitro-phenyl)-ethyl]-morpholine (0.7993 gms.) is suspended in 30 mL of a 1:1 (v:v) solution of acetic acid and water. The suspension is then immersed in a 60°C oil bath and treated in dropwise fashion with 40 mL of an ~10

wt.% solution of TiCl_3 in 20-30 wt.% HCl. The reaction mixture is maintained in the 60°C oil bath overnight following the addition of TiCl_3 . The reaction mixture is then cooled to 0°C, and is made basic with the addition of a 10% aqueous solution of NaOH. The basic reaction mixture is then extracted with chloroform. The emulsion that forms is filtered through glass wool, re-extracted with chloroform and then dried over anhydrous sodium sulfate. Following evaporation of the solvent the residue is chromatographed by flash silica gel chromatography (10% methanol in chloroform) which then yielding 0.6528 gms. of 4-(2-morpholin-4-yl-ethyl)-phenylamine.

Example 308

4-Methyl-3-{{4-(2-morpholin-4-yl-ethyl)-phenylamino}-methylene}-1,3-dihydro-indol-2-one

The named compound is prepared by refluxing 0.0707 gms. E & Z-3-Hydroxymethylene-4-methyl-1,3-dihydro-indol-2-one, as prepared in the reaction of Example 1, with 0.1088 gms. 4-(2-morpholin-4-yl-ethyl)-phenylamine (used in the preparation of Example 306) in tetrahydrofuran (1.5 mL) overnight. Following cooling to room temperature, solvent evaporation *in vacuo*, trituration with isopropanol and filtration the reaction yields the named compound as a solid in the amount of 77 mg.

Examples 307 and 309-311 are prepared by substituting the appropriate 5'-chloro or 4'-fluoro or 5'-fluoro or 6'-fluoro substituted 1,3-dihydro-indol-2-one for the 1, 3-dihydro-indol-2-one and 4-(2-morpholin-4-yl-ethyl)-phenylamine (used in the preparation of Example 306) for aniline in the reaction of Example 1.

Example 312

3-{{4-(4-Morpholin-4-yl-butyl)-phenylamino}-methylene}-1,3-dihydro-indol-2-one

The named compound is prepared by refluxing 0.0687 gms. E & Z 3-[(hydroxy)-methylene]-1, 3-dihydro-indol-2-one, as prepared in Example 1, with 0.131 gms. 4-(4-morpholin-4-yl-butyl)-phenylamine in tetrahydrofuran (1.5 mL)

overnight. Following cooling to room temperature, solvent evaporation *in vacuo*, trituration with isopropanol and filtration the reaction yields the named compound in the amount of 0.1165 gms.

4-(4-Morpholin-4-yl-butyl)-phenylamine is prepared from 4-(4-nitro-phenyl)-butyric acid by the following method:

A room temperature solution of 1.1180 gms. 4-(4-nitro-phenyl)-butyric acid in tetrahydrofuran (3 mL) is treated with 0.9052 gms. 1',1'-carbonyl-diimidazole using an ice bath to attenuate the intensity of the reaction. The reaction mixture is stirred for 1h. The reaction mixture is then treated with 0.5 mL morpholine. The reaction is heated overnight at 35°C. The reaction is then allowed to cool to room temperature, and is made basic with the addition of saturated aqueous sodium bicarbonate. The resulting mixture is extracted with ethyl acetate. The organics are dried over anhydrous sodium sulfate, filtered and evaporated to dryness *in vacuo*. The crude product residue is then chromatographed by flash silica gel chromatography using 60% ethyl acetate in hexanes as the eluant. Following evaporation of solvent, 1-morpholin-4-yl-4-(4-nitro-phenyl)-butan-1-one is isolated as a white solid in the amount of 1.3925 gms.

1-Morpholin-4-yl-4-(4-nitro-phenyl)-butan-1-one (1.3925 gms.) is then dissolved in tetrahydrofuran (7.0 mL) and added dropwise to a 0°C, 1.0M solution (40 mL) of Borane in tetrahydrofuran. The reaction mixture is maintained at 0°C for 1 hour following the completion of the addition to the Borane/tetrahydrofuran solution. The reaction mixture is then allowed to warm to room temperature, and is subsequently refluxed using an oil bath. The reaction mixture is maintained at refluxing temperature overnight, then is cooled to 0°C and quenched with the addition of concentrated HCl (added until fizzing stops). The quenched reaction mixture is then warmed to room temperature, and extracted with ethyl acetate and water. The aqueous layer is then extracted twice more with ethyl acetate. The combined organic layers are concentrated *in vacuo*. The solid isolated is then chromatographed by flash silica gel chromatography using 50% ethyl acetate in

hexanes as the eluant to yield 0.9559 gms. of 4-[4-(4-nitro-phenyl)-butyl]-morpholine as a white solid.

4-[4-(4-Nitro-phenyl)-butyl]-morpholine (0.9337 gms.) is suspended in 30 mL of a 1:1 (v:v) solution of acetic acid and water. The suspension is then
5 immersed in a 60°C oil bath and treated in dropwise fashion with 40 mL of an ~10 wt.% solution of TiCl_3 in 20-30 wt.% HCl. The reaction mixture is maintained in the 60°C oil bath overnight following the addition of TiCl_3 . The reaction mixture is then cooled to 0°C, and is made basic with the addition of a 10% aqueous solution of NaOH. The basic reaction mixture is then extracted with chloroform. The
10 emulsion that forms is filtered through glass wool, and then the layers are separated. The organic layer is dried over anhydrous sodium sulfate. Following filtration and evaporation of the solvent the residue is chromatographed by flash silica gel chromatography (10% methanol in chloroform) which then yielding 0.905 gms. of 4-(4-morpholin-4-yl-butyl)-phenylamine.

15

Example 314

4-Methyl-3-{[4-(4-morpholin-4-yl-butyl)-phenylamino]-methylene}-1,3-dihydro-indol-2-one

The named compound is prepared by refluxing 0.131 gms. E & Z-3-hydroxymethylene-4-methyl-1,3-dihydro-indol-2-one, as prepared in the reaction of
20 Example 1, with 0.0759 gms. 4-(4-morpholin-4-yl-butyl)-phenylamine (used in the preparation of Example 312) in tetrahydrofuran (1.5 mL) overnight. Following cooling to room temperature, solvent evaporation *in vacuo*, trituration with isopropanol and filtration the reaction yields the named compound as a solid in the
25 amount of 98.0 mg.

Examples 313 and 315-317 are prepared by substituting the appropriate 5'-chloro or 4'-fluoro or 5'-fluoro or 6'-fluoro substituted 1,3-dihydro-indol-2-one for the 1, 3-dihydro-indol-2-one and 4-(4-morpholin-4-yl-butyl)-phenylamine (used in the preparation of Example 312) for aniline in the reaction of Example 1.

30

Example 318**3-{[4-(4-Piperidin-1-yl-butyl)-phenylamino]-methylene}-1,3-dihydro-indol-2-one**

The named compound is prepared by refluxing 0.0355 gms. E & Z 3-
5 [(hydroxy)-methylene]-1, 3-dihydro-indol-2-one, as prepared in Example 1, with
0.070 gms. 4-(4-piperidin-1-yl-butyl)-phenylamine in tetrahydrofuran (1.0 mL)
overnight. Following cooling to room temperature, solvent evaporation *in vacuo*,
trituration with isopropanol and filtration the reaction yields the named compound
in the amount of 52.6 mg.

10 **4-(4-Piperidin-1-yl-butyl)-phenylamine** is prepared from 4-(4-nitro-
phenyl)-butyric acid by the following method:

A room temperature solution of 1.1220 gms. 4-(4-nitro-phenyl)-butyric acid
in tetrahydrofuran (3 mL) is treated with 0.8978 gms. 1',1'-carbonyl-diimidazole
using an ice bath to attenuate the intensity of the reaction. The reaction mixture is
15 stirred for 30 minutes in the ice bath and 30 minutes at room temperature. The
reaction mixture is then treated with 0.5 mL morpholine. The reaction was heated
overnight at 35°C. The reaction is then allowed to cool to room temperature, and is
made basic with the addition of saturated aqueous sodium bicarbonate. The
resulting mixture is extracted with ethyl acetate. The organics are dried over
20 anhydrous sodium sulfate, filtered and evaporated to dryness *in vacuo*. The crude
product residue is then purified by filtering it through a plug of silica gel using 50%
ethyl acetate in hexanes as the eluant. Following evaporation of solvent, 4-(4-nitro-
phenyl)-1-piperidin-1-yl-butan-1-one is isolated as a yellow oil in the amount of
1.47 gms.

25 **4-(4-Nitro-phenyl)-1-piperidin-1-yl-butan-1-one** (1.465 gms.) is then
dissolved in tetrahydrofuran (7.0 mL) and added dropwise to a 0°C, 1.5M solution
(25 mL) of Borane in tetrahydrofuran. The reaction mixture is maintained at 0°C
for 30 minutes following the completion of the addition to the
Borane/tetrahydrofuran solution. The reaction mixture is then allowed to warm to
30 room temperature for an hour, and is subsequently refluxed using an oil bath. The

reaction mixture is maintained at refluxing temperature overnight, then cooled to 0°C and quenched with the addition of concentrated HCl (added until gas evolution stops). The quenched reaction mixture is then warmed to room temperature, and extracted with ethyl acetate and water. The emulsion that forms is filtered through glass wool and the layers are separated. The aqueous layer is then extracted three additional times with ethyl acetate. The combined organic layers are concentrated *in vacuo*. The solid isolated is then chromatographed by flash silica gel chromatography using 30% ethyl acetate in hexanes as the eluant yielding 0.719 gms. of 1-[4-(4-nitro-phenyl)-butyl]-piperidine.

1-[4-(4-Nitro-phenyl)-butyl]-piperidine (0.719 gms.) is suspended in 30 mL of a 1:1 (v:v) solution of acetic acid and water. The suspension is then immersed in a 60°C oil bath and treated in dropwise fashion with 40 mL of an ~10wt.% solution of TiCl₃ in 20-30 wt.% HCl. The reaction mixture is maintained in the 60°C oil bath overnight following the addition of TiCl₃. The reaction mixture is then cooled to 0°C, and is made basic with the addition of a 10% aqueous solution of NaOH. The basic reaction mixture is then extracted with chloroform. The emulsion that forms is filtered through glass wool, and then the layers are separated. The aqueous layer is re-extracted with ethyl acetate three additional times. The combined organic layers are concentrated *in vacuo* and the residue is chromatographed by flash silica gel chromatography (10% methanol in chloroform) yielding 0.428 gms. of 4-(4-piperidin-1-yl-butyl)-phenylamine.

Example 320

4-Methyl-3-{[4-(4-piperidin-1-yl-butyl)-phenylamino]-methylene}-1,3-dihydro-indol-2-one

The named compound is prepared by refluxing 0.0410 gms. E & Z-3-Hydroxymethylene-4-methyl-1,3-dihydro-indol-2-one, as prepared in the reaction of Example 1, with 0.070 gms. 4-(4-piperidin-1-yl-butyl)-phenylamine (used in the preparation of Example 318) in tetrahydrofuran (1.0 mL) overnight. Following cooling to room temperature, solvent evaporation *in vacuo*, trituration with

isopropanol and filtration the reaction yields the named compound as a solid in the amount of 38.3 mg.

Examples 319 and 321-323 are prepared by substituting the appropriate 5'-chloro or 4'-fluoro or 5'-fluoro or 6'-fluoro substituted 1,3-dihydro-indol-2-one for the 1, 3-dihydro-indol-2-one and 4-(4-piperidin-1-yl-butyl)-phenylamine, used in the preparation of Example 318, for aniline in the reaction of Example 1.

Thus, in accordance with the above examples, the following compounds are synthesized:

- 10 3-Phenylaminomethylene-1,3-dihydro-indol-2-one
- 3-[(3-Bromo-phenylamino)-methylene]-1,3-dihydro-indol-2-one
- 3-[(4-Bromo-phenylamino)-methyl]-1,3-dihydro-indol-2-one
- 3-[(3-Bromo-phenylamino)-methyl]-1,3-dihydro-indol-2-one
- 3-[(4-Ethyl-phenylamino)-methylene]-1,3-dihydro-indol-2-one
- 15 3-(Ethyl-phenylamino)-methylene]-1,3-dihydro-indol-2-one
- 3-[(4-Methoxy-phenylamino)-methylene]-1,3-dihydro-indol-2-one
- 4-[(2-Oxo-1,3-dihydro-indol-3-ylididenemethyl)-amino]-benzoic acid ethyl ester
- 3-[(2-Ethyl-phenylamino)-methylene]-1,3-dihydro-indol-2-one
- 3-[(3-Fluoro-4-methyl-phenylamino)-methylene]-1,3-dihydro-indol-2-one
- 20 3-[(3-Fluoro-2-methyl-phenylamino)-methylene]-1,3-dihydro-indol-2-one
- 3-[(4-Hydroxy-phenylamino)-methylene]-1,3-dihydro-indol-2-one
- 3-[(3-Chloro-4-hydroxy-phenylamino)-methylene]-1,3-dihydro-indol-2-one
- 3-[(4-Fluoro-2-methyl-phenylamino)-methylene]-1,3-dihydro-indol-2-one
- 3-[(3-Hydroxy-phenylamino)-methylene]-1,3-dihydro-indol-2-one
- 25 3-[(3,5-Dimethoxy-phenylamino)-methylene]-1,3-dihydro-indol-2-one
- 3-[(4-tert-Butyl-phenylamino)-methylene]-1,3-dihydro-indol-2-one

- 3-(p-Tolylamino-methylene)-1,3-dihydro-indol-2-one
- 3-[(3,5-Dimethyl-phenylamino)-methylene]-1,3-dihydro-indol-2-one
- 3-[(3,4-Dimethyl-phenylamino)-methylene]-1,3-dihydro-indol-2-one
- 3-[(3-Fluoro-4-methoxy-phenylamino)-methylene]-1,3-dihydro-indol-2-one
- 5 3-[(3-Trifluoromethyl-phenylamino)-methylene]-1,3-dihydro-indol-2-one
- 3-(Indan-5-ylaminomethylene)-1,3-dihydro-indol-2-one
- 3-[(4-Chloro-2-fluoro-phenylamino)-methylene]-1,3-dihydro-indol-2-one
- 3-[(4-Trifluoromethyl-phenylamino)-methylene]-1,3-dihydro-indol-2-one
- 10 Carbonic acid ethyl ester 4-fluoro-2-methyl-5-[(2-oxo-1,2-dihydro-indol-3-ylidenemethyl)-amino]-phenyl ester
- Carbonic acid 2,2-dimethyl-propyl ester 4-fluoro-2-methyl-5-[(2-oxo-1,2-dihydro-indol-3-ylidenemethyl)-amino]-phenyl ester
- 3-[(4-Chloro-2-fluoro-5-hydroxy-phenylamino)-methylene]-1,3-dihydro-indol-2-one
- 15 3-[(4-Cyanophenylamino)-methylene]-1,3-dihydro-indol-2-one
- 3-[(4-Cyanomethylphenylamino)-methylene]-1,3-dihydro-indol-2-one
- 3-[(5-Indolylamino)-methylene]-1,3-dihydro-indol-2-one
- 3-[(5-Indazolylamino)-methylene]-1,3-dihydro-indol-2-one
- 3-[(4-Benzamidylamino)-methylene]-1,3-dihydro-indol-2-one
- 20 3-[(4-Acetanilidylamino)-methylene]-1,3-dihydro-indol-2-one
- (3-[(2-Oxo-1,2-dihydro-indol-3-ylidenemethyl)-amino]-phenyl)-acetic acid
- 3-[(4-Chlorophenylamino)-methylene]-1,3-dihydro-indol-2-one
- 2-Chloro-5-[(2-oxo-1,2-dihydro-indol-3-ylidenemethyl)-amino]-benzoic acid
- 2-Oxo-1,2-dihydro-indol-3-ylidenemethyl-sulfanilamide
- 25 2-Oxo-1,2-dihydro-indol-3-ylidenemethyl-sulfaacetamide

- 3-[(4-Morpholinoamino)-methylene]-1,3-dihydro-indol-2-one
- 3-[(4-Phenoxyamino)-methylene]-1,3-dihydro-indol-2-one
- 3-[(3,4-Dimethoxyamino)-methylene]-1,3-dihydro-indol-2-one
- 3-[(6-Benzthioazolylamino)-methylene]-1,3-dihydro-indol-2-one
- 5 2-Hydroxy-4-[(2-oxo-1,2-dihydro-indol-3-ylidenemethyl)-amino]-benzoic acid
- 3-[(Chloro-trifluoromethyl-phenylamino)-methylene]-1,3-dihydro-indol-2-one
- 3-[(Bis-trifluoromethyl-phenylamino)-methylene]-1,3-dihydro-indol-2-one
- 3-[(Fluoro-trifluoromethyl-phenylamino)-methylene]-1,3-dihydro-indol-2-one
- 3-[(3-Hydroxy-4-methyl-phenylamino)-methylene]-1,3-dihydro-indol-2-one
- 10 3-[(3-Hydroxy-4-methoxy-phenylamino)-methylene]-1,3-dihydro-indol-2-one
- 3-[[4-(1,1-Difluoro-methoxy)-phenylamino]-methylene]-1,3-dihydro-indol-2-one
- 3-[(4-Trifluoromethoxy-phenylamino)-methylene]-1,3-dihydro-indol-2-one
- 3-[(4-Isopropyl-phenylamino)-methylene]-1,3-dihydro-indol-2-one
- 3-[(2-Fluoro-4-methyl-phenylamino)-methylene]-1,3-dihydro-indol-2-one
- 15 3-[(4-Chloro-3-methyl-phenylamino)-methylene]-1,3-dihydro-indol-2-one
- 3-[(4-Methoxy-3-trifluoromethyl-phenylamino)-methylene]-1,3-dihydro-indol-2-one
- 3-[(Methyl-trifluoromethyl-phenylamino)-methylene]-1,3-dihydro-indol-2-one
- 5-Chloro-3-[(3-methoxy-phenylamino)-methylene]-1,3-dihydro-indol-2-one
- 20 4-Methyl-3-phenylaminomethylene-1,3-dihydro-indol-2-one
- 3-[(4-Methoxy-phenylamino)-methylene]-4-methyl-1,3-dihydro-indol-2-one
- 3-[(3-Hydroxy-phenylamino)-methylene]-4-methyl-1,3-dihydro-indol-2-one
- 3-[(3,5-Dimethoxy-phenylamino)-methylene]-4-methyl-1,3-dihydro-indol-2-one
- 4-Methyl-3-(p-tolylamino-methylene)-1,3-dihydro-indol-2-one

- 3-[(3,5-Dimethyl-phenylamino)-methylene]-4-methyl-1,3-dihydro-indol-2-one
- 3-[(4-Difluoromethoxyphenylamino)-methylene]-5-chloro-1,3-dihydro-indol-2-one
- 3-[(3-Hydroxy-4-methoxyphenylamino)-methylene]-5-chloro-1,3-dihydro-indol-2-one
- 5 3-[(4-Trifluoromethoxyphenylamino)-methylene]-5-chloro-1,3-dihydro-indol-2-one
- 3-[(3-Methyl-4-hydroxyphenylamino)-methylene]-5-chloro-1,3-dihydro-indol-2-one
- 3-[(3,4-Metylenedioxyphenylamino)-methylene]-5-chloro-1,3-dihydro-indol-2-one
- 3-[(3,4-Dimethylphenylamino)-methylene]-5-chloro-1,3-dihydro-indol-2-one
- 10 3-[(4-*i*-Propylphenylamino)-methylene]-5-chloro-1,3-dihydro-indol-2-one
- 3-[(3-Hydroxy-4-methylphenylamino)-methylene]-5-chloro-1,3-dihydro-indol-2-one
- 5-Chloro-3-{[4-(1-hydroxy-ethyl)-phenylamino]-methylene}-1,3-dihydro-indol-2-one
- 15 3-[(4-Methoxyphenylamino)-methylene]-5-chloro-1,3-dihydro-indol-2-one
- 3-[(Phenylamino)-methylene]-5-chloro-1,3-dihydro-indol-2-one
- 3-[(3,5-Dimethoxyphenylamino)-methylene]-5-chloro-1,3-dihydro-indol-2-one
- 3-[(3-Hydroxyphenylamino)-methylene]-5-chloro-1,3-dihydro-indol-2-one
- 3-[(4-Hydroxyphenylamino)-methylene]-5-chloro-1,3-dihydro-indol-2-one
- 20 3-[(3,5-Dimethylphenylamino)-methylene]-5-chloro-1,3-dihydro-indol-2-one
- 3-[(4-Methylphenylamino)-methylene]-5-chloro-1,3-dihydro-indol-2-one
- 3-[(3,4-Methylenedioxyphenylamino)-methylene]-1,3-dihydro-indol-2-one
- 2-Hydroxy-5-[(2-oxo-1,2-dihydro-indol-3-ylidenemethyl)-amino]-benzoic acid
- 3-[(4-Ethoxyphenylamino)-methylene]-1,3-dihydro-indol-2-one
- 25 3-[(1-Acetyl-2,3-dihydro-1-indol-6-ylamino)-methylene]-1,3-dihydro-indol-2-one

- 4-[(2-Oxo-1,2-dihydro-indol-3-ylidenemethyl)-amino]-phospate
- 4-[(2-Oxo-1,2-dihydro-indol-3-ylidenemethyl)-amino]-phthalic acid
- 4-[(2-Oxo-1,2-dihydro-indol-3-ylidenemethyl)-amino]-benzoic acid
- 3-{[4-(2-Hydroxyethyl)phenylamino]-methylene}-1,3-dihydro-indol-2-one
- 5 3-[(4-Hydroxymethyl-phenylamino)-methylene]-1,3-dihydro-indol-2-one
- 2-Methoxy-4-[(2-oxo-1,2-dihydro-indol-3-ylidenemethyl)-amino]-benzoic acid
methyl ester
- 3-[(1*H*-Indazol-6-ylamino)-methylene]-4-methyl-1,3-dihydro-indol-2-one
- 10 3-[(3-Fluoro-4-methoxy-phenylamino)-methylene]-4-methyl-1,3-dihydro-indol-2-
one
- 3-(Benzothiazol-6-ylaminomethylene)-4-methyl-1,3-dihydro-indol-2-one
- 2-Methoxy-4-[(4-methyl-2-oxo-1,2-dihydro-indol-3-ylidenemethyl)-amino]-
benzoic acid methyl ester
- 3-[(3-Methoxy-phenylamino)-methylene]-1,3-dihydro-indol-2-one
- 15 3-[(3,4-Dimethyl-phenylamino)-methylene]-4-methyl-1,3-dihydro-indol-2-one
- 3-[(4-Hydroxy-phenylamino)-methylene]-4-methyl-1,3-dihydro-indol-2-one
- 3-[(1*H*-Indol-6-ylamino)-methylene]-4-methyl-1,3-dihydro-indol-2-one
- 3-[(4-tert-Butyl-phenylamino)-methylene]-4-methyl-1,3-dihydro-indol-2-one
- 3-[(4-Hydroxymethyl-phenylamino)-methylene]-4-methyl-1,3-dihydro-indol-2-one
- 20 5-Chloro-3-[(4-t-butyl-phenylamino)-methylene]-1,3-dihydro-indol-2-one
- 5-Chloro-3-[(phenylamino)-methylene]-1,3-dihydro-indol-2-one benzothiazol-6-yl-
amine
- 5-Chloro-3-[(3,4-dimethoxyphenylamino)-methylene]-1,3-dihydro-indol-2-one
- 4-(5-Chloro-2-oxo-1,2-dihydro-indol-3-ylidenemethyl)-6-indazolylamine
- 25 5-Chloro-3-[(4-chloro-2,5-dimethoxy-phenylamino)-methylene]-1,3-dihydro-indol-
2-one

5-Chloro-3-[(3-flouro-4-methoxyphenylamino)-methylene]-1,3-dihydro-indol-2-one

5-Chloro-3-[(4-morpholinophenylamino)-methylene]-1,3-dihydro-indol-2-one

5-Chloro-3-[(4-ethoxyphenylamino)-methylene]-1,3-dihydro-indol-2-one

5 5-(5-Chloro-2-oxo-1,2-dihydro-indol-3-ylidenemethylamino)-2-hydroxybenzoic acid

5-Chloro-3-[(4-hydroxy-3-(diethylaminomethyl)phenylamino)-methylene]-1,3-dihydro-indol-2-one

5-(5-Chloro-2-oxo-1,2-dihydro-indol-3-ylidenemethylamino)indole

10 5-Chloro-3-[(4-(hydroxymethyl)phenylamino)-methylene]-1,3-dihydro-indol-2-one

5-Chloro-3-[(4-i-propyl-3-methylphenylamino)-methylene]-1,3-dihydro-indol-2-one

3-{[4-(2-Hydroxy-ethyl)-phenylamino]-methylene}-4-methyl-1,3-dihydro-indol-2-one

15 N-{4-[(5-Chloro-2-oxo-1,2-dihydro-indol-3-ylidenemethyl)-amino]-phenyl}-acetamide

{4-[(5-Chloro-2-oxo-1,2-dihydro-indol-3-ylidenemethyl)-amino]-phenyl}-acetic acid

20 4-[(5-Chloro-2-oxo-1,2-dihydro-indol-3-ylidenemethyl)-amino]-benzenesulfonamide

3-[(3-Hydroxy-4-methoxy-phenylamino)-methylene]-4-methyl-1,3-dihydro-indol-2-one

2-Hydroxy-5-[(4-methyl-2-oxo-1,2-dihydro-indol-3-ylidenemethyl)-amino]-benzoic acid

25 3-{[4-(1,1-Difluoro-methoxy)-phenylamino]-methylene}-4-methyl-1,3-dihydro-indol-2-one

4-Methyl-3-[(4-trifluoromethoxy-phenylamino)-methylene]-1,3-dihydro-indol-2-one

30 3-[(4-Methoxy-3-trifluoromethyl-phenylamino)-methylene]-4-methyl-1,3-dihydro-indol-2-one

- 3-[(4-Ethoxy-phenylamino)-methylene]-4-methyl-1,3-dihydro-indol-2-one
- 3-[(4-Isopropyl-phenylamino)-methylene]-4-methyl-1,3-dihydro-indol-2-one
- 3-(Benzo[1,3]dioxol-5-ylaminomethylene)-4-methyl-1,3-dihydro-indol-2-one
- 5 3-[(3-Hydroxy-4-methyl-phenylamino)-methylene]-4-methyl-1,3-dihydro-indol-2-one
- 3-[(3,4-Dimethoxy-phenylamino)-methylene]-4-methyl-1,3-dihydro-indol-2-one
- 3-[(2-Ethyl-phenylamino)-methylene]-4-methyl-1,3-dihydro-indol-2-one
- 4-[(4-Methyl-2-oxo-1,2-dihydro-indol-3-ylidenemethyl)-amino]-benzonitrile
- 4-[(4-Methyl-2-oxo-1,2-dihydro-indol-3-ylidenemethyl)-amino]-benzamide
- 10 N-{4-[(4-Methyl-2-oxo-1,2-dihydro-indol-3-ylidenemethyl)-amino]-phenyl}-acetamide
- {4-[(4-Methyl-2-oxo-1,2-dihydro-indol-3-ylidenemethyl)-amino]-phenyl}-acetic acid
- 15 3-[(4-Hydroxy-3-methyl-phenylamino)-methylene]-4-methyl-1,3-dihydro-indol-2-one
- 3-[(4-Hydroxy-3-methyl-phenylamino)-methylene]-1,3-dihydro-indol-2-one
- {2-Hydroxy-4-[(2-oxo-1,2-dihydro-indol-3-ylidenemethyl)-amino]-phenyl}-carbamic acid ethyl ester
- 20 3-[(2-Fluoro-4-methoxy-phenylamino)-methylene]-4-methyl-1,3-dihydro-indol-2-one
- 3-[(4-Methylsulfanyl-phenylamino)-methylene]-1,3-dihydro-indol-2-one
- 4-Methyl-3-[(4-methylsulfanyl-phenylamino)-methylene]-1,3-dihydro-indol-2-one
- 5-Chloro-3-[(4-methylsulfanyl-phenylamino)-methylene]-1,3-dihydro-indol-2-one
- 4-{4-[(2-Oxo-1,2-dihydro-indol-3-ylidenemethyl)-amino]-phenyl}-butyric acid
- 25 4-{4-[(4-Methyl-2-oxo-1,2-dihydro-indol-3-ylidenemethyl)-amino]-phenyl}-butyric acid
- 3-{3-[(2-Oxo-1,2-dihydro-indol-3-ylidenemethyl)-amino]-phenyl}-propionic acid

- 3-{3-[(4-Methyl-2-oxo-1,2-dihydro-indol-3-ylidenemethyl)-amino]-phenyl}-propionic acid
- 3-{3-[(5-Chloro-2-oxo-1,2-dihydro-indol-3-ylidenemethyl)-amino]-phenyl}-propionic acid
- 5 3-{4-[(2-Oxo-1,2-dihydro-indol-3-ylidenemethyl)-amino]-phenyl}-propionic acid
- 3-{4-[(4-Methyl-2-oxo-1,2-dihydro-indol-3-ylidenemethyl)-amino]-phenyl}-propionic acid
- 3-{4-[(5-Chloro-2-oxo-1,2-dihydro-indol-3-ylidenemethyl)-amino]-phenyl}-propionic acid
- 10 3-[(3-Ethyl-phenylamino)-methylene]-4-methyl-1,3-dihydro-indol-2-one
- 5-Chloro-3-[(3-ethyl-phenylamino)-methylene]-1,3-dihydro-indol-2-one
- 5-Chloro-3-[(4-ethyl-phenylamino)-methylene]-1,3-dihydro-indol-2-one
- 4-{4-[(5-Chloro-2-oxo-1,2-dihydro-indol-3-ylidenemethyl)-amino]-phenyl}-butyric acid
- 15 3-[(4-Ethyl-phenylamino)-methylene]-4-methyl-1,3-dihydro-indol-2-one
- 4-[(5-Chloro-2-oxo-1,2-dihydro-indol-3-ylidenemethyl)-amino]-benzonitrile
- 2-Hydroxy-4-[(4-methyl-2-oxo-1,2-dihydro-indol-3-ylidenemethyl)-amino]-benzoic acid
- 3-[(4-Dimethylamino-phenylamino)-methylene]-1,3-dihydro-indol-2-one
- 20 3-{[4-(4-Methyl-piperazin-1-yl)-phenylamino]-methylene}-1,3-dihydro-indol-2-one
- 3-[(4-Piperidin-1-yl-phenylamino)-methylene]-1,3-dihydro-indol-2-one
- 3-{[4-(2,6-Dimethyl-morpholin-4-yl)-phenylamino]-methylene}-1,3-dihydro-indol-2-one
- 25 3-[(3-Diethylaminomethyl-4-hydroxy-phenylamino)-methylene]-1,3-dihydro-indol-2-one
- 3-[(3-Diethylaminomethyl-4-hydroxy-phenylamino)-methylene]-4-methyl-1,3-dihydro-indol-2-one
- 5-Fluoro-3-[(1h-indol-5-ylamino)-methylene]-1,3-dihydro-indol-2-one

5-Fluoro-3-[(1h-indazol-6-ylamino)-methylene]-1,3-dihydro-indol-2-one

5-Fluoro-3-[(3-hydroxy-4-methoxy-phenylamino)-methylene]-1,3-dihydro-indol-2-one

5 3-{4-[(5-Fluoro-2-oxo-1,2-dihydro-indol-3-ylidenemethyl)-amino]-phenyl}-propionic acid

4-[(5-Fluoro-2-oxo-1,2-dihydro-indol-3-ylidenemethyl)-amino]-benzenesulfonamide

5-Fluoro-3-[(4-morpholin-4-yl-phenylamino)-methylene]-1,3-dihydro-indol-2-one

10 5-Fluoro-3-{[4-(4-methyl-piperazin-1-yl)-phenylamino]-methylene}-1,3-dihydro-indol-2-one

5-Fluoro-3-phenylaminomethylene-1,3-dihydro-indol-2-one

4-[(5-Fluoro-2-oxo-1,2-dihydro-indol-3-ylidenemethyl)-amino]-benzamide

5-Fluoro-3-[(4-methylsulfanyl-phenylamino)-methylene]-1,3-dihydro-indol-2-one

15 5-Fluoro-3-[(3-fluoro-4-methoxy-phenylamino)-methylene]-1,3-dihydro-indol-2-one

3-(Benzothiazol-6-ylaminomethylene)-5-fluoro-1,3-dihydro-indol-2-one

{4-[(5-Fluoro-2-oxo-1,2-dihydro-indol-3-ylidenemethyl)-amino]-phenyl}-acetic acid

20 3-{3-[(5-Fluoro-2-oxo-1,2-dihydro-indol-3-ylidenemethyl)-amino]-phenyl}-propionic acid

3-[(3-Ethyl-phenylamino)-methylene]-5-fluoro-1,3-dihydro-indol-2-one

5-Fluoro-3-[(3-hydroxy-phenylamino)-methylene]-1,3-dihydro-indol-2-one

5-Fluoro-3-[(4-hydroxymethyl-phenylamino)-methylene]-1,3-dihydro-indol-2-one

25 3-{[4-(4-Pyrrolidin-1-yl-butoxy)-phenylamino]-methylene}-1,3-dihydro-indol-2-one

3-[(4-Amino-phenylamino)-methylene]-1,3-dihydro-indol-2-one

3-[(4-Amino-phenylamino)-methylene]-4-methyl-1,3-dihydro-indol-2-one

- 3- {[3-(1-Hydroxy-ethyl)-phenylamino]-methylene}-1,3-dihydro-indol-2-one
- 3- {[3-(1-Hydroxy-ethyl)-phenylamino]-methylene}-4-methyl-1,3-dihydro-indol-2-one
- 3-[(3-Hydroxymethyl-phenylamino)-methylene]-1,3-dihydro-indol-2-one
- 5 3-[(3-Hydroxymethyl-phenylamino)-methylene]-4-methyl-1,3-dihydro-indol-2-one
- {4-[(2-Oxo-1,2-dihydro-indol-3-ylidenemethyl)-amino]-phenyl}-carbamic acid tert-butyl ester
- {4-[(4-Methyl-2-oxo-1,2-dihydro-indol-3-ylidenemethyl)-amino]-phenyl}-carbamic acid tert-butyl ester
- 10 3-[(4-Diethylamino-phenylamino)-methylene]-1,3-dihydro-indol-2-one
- 3-[(4-Diethylamino-phenylamino)-methylene]-4-methyl-1,3-dihydro-indol-2-one
- N,N-Bis-(2-hydroxy-ethyl)-3-[(2-oxo-1,2-dihydro-indol-3-ylidenemethyl)-amino]-benzenesulfonamide
- 15 N,N-Bis-(2-hydroxy-ethyl)-3-[(4-methyl-2-oxo-1,2-dihydro-indol-3-ylidenemethyl)-amino]-benzenesulfonamide
- N-(2-Hydroxy-ethyl)-4-[(2-oxo-1,2-dihydro-indol-3-ylidenemethyl)-amino]-benzenesulfonamide
- N-(3-Hydroxy-propyl)-3-[(2-oxo-1,2-dihydro-indol-3-ylidenemethyl)-amino]-benzenesulfonamide
- 20 N-(3-Hydroxy-propyl)-3-[(4-methyl-2-oxo-1,2-dihydro-indol-3-ylidenemethyl)-amino]-benzenesulfonamide
- 2-Morpholin-4-yl-5-[(2-oxo-1,2-dihydro-indol-3-ylidenemethyl)-amino]-benzoic acid
- 4-Methyl-3- {[4-(1-morpholin-4-yl-methanethioyl)-phenylamino]-methylene}-1,3-dihydro-indol-2-one
- 25 N-(2-Hydroxy-ethyl)-4-[(4-methyl-2-oxo-1,2-dihydro-indol-3-ylidenemethyl)-amino]-benzenesulfonamide
- 3- {[4-(3-Chloro-propoxy)-phenylamino]-methylene}-1,3-dihydro-indol-2-one
- 3- {[4-(4-Chloro-butoxy)-phenylamino]-methylene}-1,3-dihydro-indol-2-one

- 3-{{4-(3-Iodo-propoxy)-phenylamino}-methylene}-1,3-dihydro-indol-2-one
- 3-{{4-(4-Iodo-butoxy)-phenylamino}-methylene}-1,3-dihydro-indol-2-one
- 4-Methyl-3-phenylaminomethylene-2,3,4,5,6-d₄-1,3-dihydro-indol-2-one
- 4-[(2-Oxo-1,2-dihydro-indol-3-ylidenemethyl)-amino]-benzoic-2,3,5,6-d₄ acid
- 5 3-[(4-Amino-phenylamino)-methylene]-2,3,5,6-d₄-1,3-dihydro-indol-2-one
- 3-[(4-Amino-phenylamino)-methylene]-2,3,5,6-d₄-4-methyl-1,3-dihydro-indol-2-one
- 3-{{4-(4-Morpholin-4-yl-butoxy)-phenylamino}-methylene}-1,3-dihydro-indol-2-one
- 10 3-{{4-(4-Diethylamino-butoxy)-phenylamino}-methylene}-1,3-dihydro-indol-2-one
- 3-({4-[4-(4-Methyl-piperazin-1-yl)-butoxy]-phenylamino}-methylene)-1,3-dihydro-indol-2-one
- 3-{{4-(4-Piperidin-1-yl-butoxy)-phenylamino}-methylene}-1,3-dihydro-indol-2-one
- 3-[(3-Amino-phenylamino)-methylene]-4-methyl-1,3-dihydro-indol-2-one
- 15 3-[(3-Amino-phenylamino)-methylene]-1,3-dihydro-indol-2-one
- 3-[(3-Amino-4-methyl-phenylamino)-methylene]-1,3-dihydro-indol-2-one
- 3-[(3-Amino-4-methyl-phenylamino)-methylene]-4-methyl-1,3-dihydro-indol-2-one
- 3-{{4-(3-Diethylamino-propoxy)-phenylamino}-methylene}-1,3-dihydro-indol-2-one
- 20 3-{{4-(3-Morpholin-4-yl-propoxy)-phenylamino}-methylene}-1,3-dihydro-indol-2-one
- 3-{{4-(3-Pyrrolidin-1-yl-propoxy)-phenylamino}-methylene}-1,3-dihydro-indol-2-one
- 25 3-({4-[3-(4-Methyl-piperazin-1-yl)-propoxy]-phenylamino}-methylene)-1,3-dihydro-indol-2-one
- 3-{{4-(3-Piperidin-1-yl-propoxy)-phenylamino}-methylene}-1,3-dihydro-indol-2-one

- 3- {[4-(2,6-Dimethyl-morpholin-4-yl)-phenylamino]-methylene}-5-fluoro-1,3-dihydro-indol-2-one
- 3- {[4-(2,6-Dimethyl-morpholin-4-yl)-phenylamino]-methylene}-4-methyl-1,3-dihydro-indol-2-one
- 5 3-Phenylaminomethylene-2,3,4,5,6-d₄-1,3-dihydro-indol-2-one
- 5-Fluoro-3-[(4-methoxy-phenylamino)-methylene]-1,3-dihydro-indol-2-one
- 5-Fluoro-3-[(4-piperidin-1-yl-phenylamino)-methylene]-1,3-dihydro-indol-2-one
- 3-[(4-Carboxymethylphenylamino)-methylene]-1,3-dihydro-indol-2-one
- 10 3- {[4-(3-thiomorpholin-4-yl-propoxy)-phenylamino]-methylene}-1,3-dihydro-indol-2-one
- 3- {[4-(4-Thiomorpholin-4-yl-butoxy)-phenylamino]-methylene}-1,3-dihydro-indol-2-one
- 4-Methyl-3-[(4-morpholin-4-yl-phenylamino)-methylene]-1,3-dihydro-indol-2-one
- 6-Fluoro-3-[(4-morpholin-4-yl-phenylamino)-methylene]-1,3-dihydro-indol-2-one
- 15 3- {[4-(2,6-Dimethyl-morpholin-4-yl)-phenylamino]-methylene}-6-fluoro-1,3-dihydro-indol-2-one
- 6-Fluoro-3- {[4-(4-methyl-piperazin-1-yl)-phenylamino]-methylene}-1,3-dihydro-indol-2-one
- 3- {[4-(3-Diethylamino-propoxy)-phenylamino]-methylene}-4-methyl-1,3-dihydro-indol-2-one
- 20 3- {[4-(3-Diethylamino-propoxy)-phenylamino]-methylene}-5-fluoro-1,3-dihydro-indol-2-one
- 5-Chloro-3- {[4-(3-diethylamino-propoxy)-phenylamino]-methylene}-1,3-dihydro-indol-2-one
- 3- {[4-(3-Diethylamino-propoxy)-phenylamino]-methylene}-6-fluoro-1,3-dihydro-indol-2-one
- 25 3- {[4-(3-Diethylamino-propoxy)-phenylamino]-methylene}-6-fluoro-1,3-dihydro-indol-2-one
- 3- {[4-(2-Morpholin-4-yl-ethylamino)-phenylamino]-methylene}-1,3-dihydro-indol-2-one
- 3-[(4-Morpholin-4-yl-phenylamino)-methylene]-5-nitro-1,3-dihydro-indol-2-one

- 3-[(4-Morpholin-4-yl-phenylamino)-methylene]-2-oxo-2,3-dihydro-1h-indole-5-carbonitrile
- 4-Methyl-3-{[4-(3-piperidin-1-yl-propoxy)-phenylamino]-methylene}-1,3-dihydro-indol-2-one
- 5 6-Fluoro-3-{[4-(3-piperidin-1-yl-propoxy)-phenylamino]-methylene}-1,3-dihydro-indol-2-one
- 5-Fluoro-3-{[4-(3-piperidin-1-yl-propoxy)-phenylamino]-methylene}-1,3-dihydro-indol-2-one
- 10 5-Chloro-3-{[4-(3-piperidin-1-yl-propoxy)-phenylamino]-methylene}-1,3-dihydro-indol-2-one
- 4-Methyl-3-{[4-(2-morpholin-4-yl-ethylamino)-phenylamino]-methylene}-1,3-dihydro-indol-2-one
- 6-Fluoro-3-{[4-(2-morpholin-4-yl-ethylamino)-phenylamino]-methylene}-1,3-dihydro-indol-2-one
- 15 5-Fluoro-3-{[4-(2-morpholin-4-yl-ethylamino)-phenylamino]-methylene}-1,3-dihydro-indol-2-one
- 5-Chloro-3-{[4-(2-morpholin-4-yl-ethylamino)-phenylamino]-methylene}-1,3-dihydro-indol-2-one
- 20 4-methyl-3-{[4-(4-piperidin-1-yl-butoxy)-phenylamino]-methylene}-1,3-dihydro-indol-2-one
- 6-Fluoro-3-{[4-(4-piperidin-1-yl-butoxy)-phenylamino]-methylene}-1,3-dihydro-indol-2-one
- 3-{[4-(3-Diethylamino-propoxy)-3-fluoro-phenylamino]-methylene}-1,3-dihydro-indol-2-one
- 25 3-{[4-(3-Diethylamino-propoxy)-3-fluoro-phenylamino]-methylene}-4-methyl-1,3-dihydro-indol-2-one
- 3-{[4-(3-Diethylamino-propoxy)-3-fluoro-phenylamino]-methylene}-6-fluoro-1,3-dihydro-indol-2-one
- 3-[(4-Piperidin-1-ylmethyl-phenylamino)-methylene]-1,3-dihydro-indol-2-one
- 30 4-Methyl-3-{[4-(2-piperidin-1-yl-ethoxy)-phenylamino]-methylene}-1,3-dihydro-indol-2-one

- 6-Fluoro-3-{{4-(2-piperidin-1-yl-ethoxy)-phenylamino}-methylene}-1,3-dihydro-indol-2-one
- 3-{{4-(2-Piperidin-1-yl-ethoxy)-phenylamino}-methylene}-1,3-dihydro-indol-2-one
- 4-Fluoro-3-{{4-(3-piperidin-1-yl-propoxy)-phenylamino}-methylene}-1,3-dihydro-indol-2-one
- 5 4-Methyl-3-[(4-piperidin-1-ylmethyl-phenylamino)-methylene]-1,3-dihydro-indol-2-one
- 4-Fluoro-3-[(4-piperidin-1-ylmethyl-phenylamino)-methylene]-1,3-dihydro-indol-2-one
- 10 5-Fluoro-3-[(4-piperidin-1-ylmethyl-phenylamino)-methylene]-1,3-dihydro-indol-2-one
- 6-Fluoro-3-[(4-piperidin-1-ylmethyl-phenylamino)-methylene]-1,3-dihydro-indol-2-one
- 15 5-Chloro-3-[(4-piperidin-1-ylmethyl-phenylamino)-methylene]-1,3-dihydro-indol-2-one
- 4-Fluoro-3-{{4-(2-piperidin-1-yl-ethoxy)-phenylamino}-methylene}-1,3-dihydro-indol-2-one
- 5-Chloro-3-{{4-(2-piperidin-1-yl-ethoxy)-phenylamino}-methylene}-1,3-dihydro-indol-2-one
- 20 5-Fluoro-3-{{4-(2-piperidin-1-yl-ethoxy)-phenylamino}-methylene}-1,3-dihydro-indol-2-one
- 3-{{4-(2-Diethylamino-ethoxy)-phenylamino}-methylene}-4-methyl-1,3-dihydro-indol-2-one
- 3-{{4-(2-Diethylamino-ethoxy)-phenylamino}-methylene}-1,3-dihydro-indol-2-one
- 25 3-{{4-(2-Diethylamino-ethoxy)-phenylamino}-methylene}-6-fluoro-1,3-dihydro-indol-2-one
- 3-{{4-(3-Diethylamino-propoxy)-3-fluoro-phenylamino}-methylene}-4-fluoro-1,3-dihydro-indol-2-one
- 30 6-(3-Methoxy-phenyl)-3-{{4-(4-methyl-piperazin-1-yl)-phenylamino}-methylene}-1,3-dihydro-indol-2-one

6-(3-Methoxy-phenyl)-3-{[4-morpholin-4-yl-phenylamino]-methylene}-1,3-dihydro-indol-2-one

4-Methyl-3-{[4-(2-pyrrolidin-1-yl-ethoxy)-phenylamino]-methylene}-1,3-dihydro-indol-2-one

5 6-Fluoro-3-{[4-(2-pyrrolidin-1-yl-ethoxy)-phenylamino]-methylene}-1,3-dihydro-indol-2-one

3-{[4-(2-Pyrrolidin-1-yl-ethoxy)-phenylamino]-methylene}-1,3-dihydro-indol-2-one

10 4-Fluoro-3-{[4-(2-pyrrolidin-1-yl-ethoxy)-phenylamino]-methylene}-1,3-Dihydro-indol-2-one

5-Fluoro-3-{[4-(2-pyrrolidin-1-yl-ethoxy)-phenylamino]-methylene}-1,3-dihydro-indol-2-one

5-Chloro-3-{[4-(2-pyrrolidin-1-yl-ethoxy)-phenylamino]-methylene}-1,3-dihydro-indol-2-one

15 6-(3-Methoxy-phenyl)-3-{[4-(3-piperidin-1-yl-propoxy)-phenylamino]-methylene}-1,3-dihydro-indol-2-one

3-{[4-(3-Diethylamino-propoxy)-phenylamino]-methylene}-6-(3-methoxy-phenyl)-1,3-dihydro-indol-2-one

20 4-Methyl-3-{[4-(1-methyl-piperidin-3-ylmethoxy)-phenylamino]-methylene}-1,3-dihydro-indol-2-one

6-Fluoro-3-{[4-(1-methyl-piperidin-3-ylmethoxy)-phenylamino]-methylene}-1,3-dihydro-indol-2-one

3-{[4-(1-Methyl-piperidin-3-ylmethoxy)-phenylamino]-methylene}-1,3-dihydro-indol-2-one

25 4-Fluoro-3-{[4-(1-methyl-piperidin-3-ylmethoxy)-phenylamino]-methylene}-1,3-dihydro-indol-2-one

5-Fluoro-3-{[4-(1-methyl-piperidin-3-ylmethoxy)-phenylamino]-methylene}-1,3-dihydro-indol-2-one

30 5-Chloro-3-{[4-(1-methyl-piperidin-3-ylmethoxy)-phenylamino]-methylene}-1,3-dihydro-indol-2-one

3-{[4-(2-Piperidin-1-yl-ethyl)-phenylamino]-methylene}-1,3-dihydro-indol-2-one

5-Chloro-3-{{[4-(2-piperidin-1-yl-ethyl)-phenylamino]-methylene}-1,3-dihydro-indol-2-one

4-Methyl-3-{{[4-(2-piperidin-1-yl-ethyl)-phenylamino]-methylene}-1,3-dihydro-indol-2-one

5 4-Fluoro-3-{{[4-(2-piperidin-1-yl-ethyl)-phenylamino]-methylene}-1,3-dihydro-indol-2-one

5-Fluoro-3-{{[4-(2-piperidin-1-yl-ethyl)-phenylamino]-methylene}-1,3-dihydro-indol-2-one

10 6-Fluoro-3-{{[4-(2-piperidin-1-yl-ethyl)-phenylamino]-methylene}-1,3-dihydro-indol-2-one

3-[(4-Morpholin-4-ylmethyl-phenylamino)-methylene]-1,3-dihydro-indol-2-one

5-Chloro-3-[(4-morpholin-4-ylmethyl-phenylamino)-methylene]-1,3-dihydro-indol-2-one

15 4-Methyl-3-[(4-morpholin-4-ylmethyl-phenylamino)-methylene]-1,3-dihydro-indol-2-one

4-Fluoro-3-[(4-morpholin-4-ylmethyl-phenylamino)-methylene]-1,3-dihydro-indol-2-one

5-Fluoro-3-[(4-morpholin-4-ylmethyl-phenylamino)-methylene]-1,3-dihydro-indol-2-one

20 6-Fluoro-3-[(4-morpholin-4-ylmethyl-phenylamino)-methylene]-1,3-dihydro-indol-2-one

4-Methyl-3-{{[4-(3-morpholin-4-yl-propylamino)-phenylamino]-methylene}-1,3-dihydro-indol-2-one

25 3-{{[4-(3-Morpholin-4-yl-propylamino)-phenylamino]-methylene}-1,3-dihydro-indol-2-one

6-Fluoro-3-{{[4-(3-morpholin-4-yl-propylamino)-phenylamino]-methylene}-1,3-dihydro-indol-2-one

5-Chloro-3-{{[4-(3-morpholin-4-yl-propylamino)-phenylamino]-methylene}-1,3-dihydro-indol-2-one

30 5-Fluoro-3-{{[4-(3-morpholin-4-yl-propylamino)-phenylamino]-methylene}-1,3-dihydro-indol-2-one

- 4-Fluoro-3-{{4-(3-morpholin-4-yl-propylamino)-phenylamino}-methylene}-1,3-dihydro-indol-2-one
- 3-({4-[3-(4-Methyl-piperazin-1-yl)-propylamino]-phenylamino}-methylene)-1,3-dihydro-indol-2-one
- 5 4-Methyl-3-({4-[3-(4-methyl-piperazin-1-yl)-propylamino]-phenylamino}-methylene)-1,3-dihydro-indol-2-one
- 6-Fluoro-3-({4-[3-(4-methyl-piperazin-1-yl)-propylamino]-phenylamino}-methylene)-1,3-dihydro-indol-2-one
- 10 3-({4-[3-(3-Fluoro-pyrrolidin-1-yl)-propoxy]-phenylamino}-methylene)-1,3-dihydro-indol-2-one
- 3-{{4-(2-morpholin-4-yl-ethyl)-phenylamino}-methylene}-1,3-dihydro-indol-2-one
- 5-Chloro-3-{{4-(2-morpholin-4-yl-ethyl)-phenylamino}-methylene}-1,3-dihydro-indol-2-one
- 15 4-Methyl-3-{{4-(2-morpholin-4-yl-ethyl)-phenylamino}-methylene}-1,3-dihydro-indol-2-one
- 4-Fluoro-3-{{4-(2-morpholin-4-yl-ethyl)-phenylamino}-methylene}-1,3-dihydro-indol-2-one
- 5-Fluoro-3-{{4-(2-morpholin-4-yl-ethyl)-phenylamino}-methylene}-1,3-dihydro-indol-2-one
- 20 6-Fluoro-3-{{4-(2-morpholin-4-yl-ethyl)-phenylamino}-methylene}-1,3-dihydro-indol-2-one
- 3-{{4-(4-Morpholin-4-yl-butyl)-phenylamino}-methylene}-1,3-dihydro-indol-2-one
- 5-Chloro-3-{{4-(4-morpholin-4-yl-butyl)-phenylamino}-methylene}-1,3-dihydro-indol-2-one
- 25 4-Methyl-3-{{4-(4-morpholin-4-yl-butyl)-phenylamino}-methylene}-1,3-dihydro-indol-2-one
- 4-Fluoro-3-{{4-(4-morpholin-4-yl-butyl)-phenylamino}-methylene}-1,3-dihydro-indol-2-one
- 30 5-Fluoro-3-{{4-(4-morpholin-4-yl-butyl)-phenylamino}-methylene}-1,3-dihydro-indol-2-one

6-Fluoro-3-{{[4-(4-morpholin-4-yl-butyl)-phenylamino]-methylene}-1,3-dihydro-indol-2-one

3-{{[4-(4-Piperidin-1-yl-butyl)-phenylamino]-methylene}-1,3-dihydro-indol-2-one

5 5-Chloro-3-{{[4-(4-piperidin-1-yl-butyl)-phenylamino]-methylene}-1,3-dihydro-indol-2-one

4-Methyl-3-{{[4-(4-piperidin-1-yl-butyl)-phenylamino]-methylene}-1,3-dihydro-indol-2-one

4-Fluoro-3-{{[4-(4-piperidin-1-yl-butyl)-phenylamino]-methylene}-1,3-dihydro-indol-2-one

10 5-Fluoro-3-{{[4-(4-piperidin-1-yl-butyl)-phenylamino]-methylene}-1,3-dihydro-indol-2-one

6-Fluoro-3-{{[4-(4-piperidin-1-yl-butyl)-phenylamino]-methylene}-1,3-dihydro-indol-2-one

15 Furthermore, the compounds listed below may be synthesized in accordance with the working examples, using the appropriate substitutions and/or other methods known in the art and similarly will have utility in the method of the present invention.

3-[(4-Pyrrolidin-1-yl-phenylamino)-methylene]-1,3-dihydro-indol-2-one

3-({[4-[(2-Methoxy-ethyl)-methyl-amino]-phenylamino]-methylene)-1,3-dihydro-indol-2-one

3-{{[4-(3,6-Dihydro-2H-pyridin-1-yl)-phenylamino]-methylene}-1,3-dihydro-indol-2-one

3-{{[4-(3-Methyl-piperidin-1-yl)-phenylamino]-methylene}-1,3-dihydro-indol-2-one

3-{{[4-(4-Methyl-piperidin-1-yl)-phenylamino]-methylene}-1,3-dihydro-indol-2-one

3-[(4-Azepan-1-yl-phenylamino)-methylene]-1,3-dihydro-indol-2-one

3-{{[4-(3-Oxo-piperazin-1-yl)-phenylamino]-methylene}-1,3-dihydro-indol-2-one

3-[(4-Dipropylamino-phenylamino)-methylene]-1,3-dihydro-indol-2-one

3-{{[4-(Butyl-ethyl-amino)-phenylamino]-methylene}-1,3-dihydro-indol-2-one

3-({[4-[Ethyl-(2-methoxy-ethyl)-amino]-phenylamino]-methylene)-1,3-dihydro-indol-2-one

3-[(4-Thiomorpholin-4-yl-phenylamino)-methylene]-1,3-dihydro-indol-2-one

3-[[4-(Cyclopropylmethyl-propyl-amino)-phenylamino]-methylene]-1,3-dihydro-indol-2-one

3-[(4-Azocan-1-yl-phenylamino)-methylene]-1,3-dihydro-indol-2-one

3-[[4-(3,5-Dimethyl-piperidin-1-yl)-phenylamino]-methylene]-1,3-dihydro-indol-2-one

4-{4-[(2-Oxo-1,2-dihydro-indol-3-ylidenemethyl)-amino]-phenyl}-piperazine-1-carbaldehyde

3-[[4-(5-Oxo-[1,4]diazepan-1-yl)-phenylamino]-methylene]-1,3-dihydro-indol-2-one

3-[[4-(4-Ethyl-piperazin-1-yl)-phenylamino]-methylene]-1,3-dihydro-indol-2-one

3-[[4-(3-Dimethylamino-pyrrolidin-1-yl)-phenylamino]-methylene]-1,3-dihydro-indol-2-one

3-[[4-(Butyl-propyl-amino)-phenylamino]-methylene]-1,3-dihydro-indol-2-one

3-({4-[(2-Methoxy-ethyl)-propyl-amino]-phenylamino}-methylene)-1,3-dihydro-indol-2-one

3-[[4-(1,3-Dihydro-isoindol-2-yl)-phenylamino]-methylene]-1,3-dihydro-indol-2-one

1-{4-[(2-Oxo-1,2-dihydro-indol-3-ylidenemethyl)-amino]-phenyl}-piperidine-3-carboxylic acid amide

1-{4-[(2-Oxo-1,2-dihydro-indol-3-ylidenemethyl)-amino]-phenyl}-piperidine-4-carboxylic acid amide

3-[[4-(4-Acetyl-piperazin-1-yl)-phenylamino]-methylene]-1,3-dihydro-indol-2-one

N-(1-{4-[(2-Oxo-1,2-dihydro-indol-3-ylidenemethyl)-amino]-phenyl}-pyrrolidin-3-yl)-acetamide

3-[[4-(4-Isopropyl-piperazin-1-yl)-phenylamino]-methylene]-1,3-dihydro-indol-2-one

3-[[4-(Octahydro-isoquinolin-2-yl)-phenylamino]-methylene]-1,3-dihydro-indol-2-one

3-[[4-(Octahydro-isoquinolin-2-yl)-phenylamino]-methylene]-1,3-dihydro-indol-2-one

3-[[4-(4-Butyl-piperazin-1-yl)-phenylamino]-methylene]-1,3-dihydro-indol-2-one

3-[[4-(4-sec-Butyl-piperazin-1-yl)-phenylamino]-methylene]-1,3-dihydro-indol-2-one

3-[[4-(3-Diethylamino-pyrrolidin-1-yl)-phenylamino]-methylene]-1,3-dihydro-indol-2-one

3-[[4-(1,4-Dioxo-8-aza-spiro[4.5]dec-8-yl)-phenylamino]-methylene]-1,3-dihydro-indol-2-one

3-({4-[4-(2-Methoxy-ethyl)-piperazin-1-yl]-phenylamino}-methylene)-1,3-dihydro-indol-2-one

3-[[4-(3-Pyridin-2-yl-pyrrolidin-1-yl)-phenylamino]-methylene]-1,3-dihydro-indol-2-one

3-[[4-(3-Pyridin-4-yl-pyrrolidin-1-yl)-phenylamino]-methylene]-1,3-dihydro-indol-2-one

3-[[4-(3-Methanesulfonyl-pyrrolidin-1-yl)-phenylamino]-methylene]-1,3-dihydro-indol-2-one

3-{{4-(4-Propyl-piperidin-1-yl)-phenylamino}-methylene}-1,3-dihydro-indol-2-one

3-{{4-(Methyl-pyridin-3-ylmethyl-amino)-phenylamino}-methylene}-1,3-dihydro-indol-2-one

3-{{4-[Methyl-(2-pyridin-2-yl-ethyl)-amino]-phenylamino}-methylene}-1,3-dihydro-indol-2-one

3-{{4-(4-Pyrimidin-2-yl-piperazin-1-yl)-phenylamino}-methylene}-1,3-dihydro-indol-2-one

3-{{4-(2,3,5,6-Tetrahydro-[1,2']bipyrazinyl-4-yl)-phenylamino}-methylene}-1,3-dihydro-indol-2-one

3-{{4-([1,3]Dioxolan-2-ylmethyl-methyl-amino)-phenylamino}-methylene}-1,3-dihydro-indol-2-one

3-{{4-[(2-[1,3]Dioxolan-2-yl-ethyl)-methyl-amino]-phenylamino}-methylene}-1,3-dihydro-indol-2-one

3-{{4-(2-Methoxy-ethylamino)-phenylamino}-methylene}-1,3-dihydro-indol-2-one

3-{{4-(Tetrahydro-pyran-4-ylamino)-phenylamino}-methylene}-1,3-dihydro-indol-2-one

3-{{4-(3-Dimethylamino-propylamino)-phenylamino}-methylene}-1,3-dihydro-indol-2-one

3-{{4-(1-Methoxymethyl-propylamino)-phenylamino}-methylene}-1,3-dihydro-indol-2-one

3-{{4-(2-Pyridin-2-yl-ethylamino)-phenylamino}-methylene}-1,3-dihydro-indol-2-one

3-{{4-(2-Pyridin-3-yl-ethylamino)-phenylamino}-methylene}-1,3-dihydro-indol-2-one

3-{{4-[(Pyridin-3-ylmethyl)-amino]-phenylamino}-methylene}-1,3-dihydro-indol-2-one

3-{{4-(2-Methoxy-1-methyl-ethylamino)-phenylamino}-methylene}-1,3-dihydro-indol-2-one

3-{{4-(3-Diethylamino-propylamino)-phenylamino}-methylene}-1,3-dihydro-indol-2-one

3-{{4-(2-Diisopropylamino-ethylamino)-phenylamino}-methylene}-1,3-dihydro-indol-2-one

3-{{4-[(5-Methyl-pyrazin-2-ylmethyl)-amino]-phenylamino}-methylene}-1,3-dihydro-indol-2-one

3-{{4-(1,2,2,6,6-Pentamethyl-piperidin-4-ylamino)-phenylamino}-methylene}-1,3-dihydro-indol-2-one

3-{{4-[(Tetrahydro-pyran-4-ylmethyl)-amino]-phenylamino}-methylene}-1,3-dihydro-indol-2-one

3-{{4-(2-Hydroxy-ethylamino)-phenylamino}-methylene}-1,3-dihydro-indol-2-one

3-{{4-(2-Diethylamino-1-methyl-ethylamino)-phenylamino}-methylene}-1,3-dihydro-indol-2-one

4-Methyl-3-{{4-pyrrolidin-1-yl-phenylamino}-methylene}-1,3-dihydro-indol-2-one

1-{4-[(4-Methyl-2-oxo-1,2-dihydro-indol-3-ylidenemethyl)-amino]-phenyl}-piperidine-4-carboxylic acid methyl ester

3-({4-[(2-Methoxy-ethyl)-methyl-amino]-phenylamino}-methylene)-4-methyl-1,3-dihydro-indol-2-one

3-{[4-(3,6-Dihydro-2H-pyridin-1-yl)-phenylamino]-methylene}-4-methyl-1,3-dihydro-indol-2-one

4-Methyl-3-{[4-(3-methyl-piperidin-1-yl)-phenylamino]-methylene}-1,3-dihydro-indol-2-one

4-Methyl-3-{[4-(4-methyl-piperidin-1-yl)-phenylamino]-methylene}-1,3-dihydro-indol-2-one

3-[(4-Azepan-1-yl-phenylamino)-methylene]-4-methyl-1,3-dihydro-indol-2-one

4-Methyl-3-{[4-(4-methyl-piperazin-1-yl)-phenylamino]-methylene}-1,3-dihydro-indol-2-one

3-[(4-Dipropylamino-phenylamino)-methylene]-4-methyl-1,3-dihydro-indol-2-one

3-{[4-(Butyl-ethyl-amino)-phenylamino]-methylene}-4-methyl-1,3-dihydro-indol-2-one

3-({4-[Ethyl-(2-methoxy-ethyl)-amino]-phenylamino}-methylene)-4-methyl-1,3-dihydro-indol-2-one

4-Methyl-3-[(4-thiomorpholin-4-yl-phenylamino)-methylene]-1,3-dihydro-indol-2-one

3-{[4-(Cyclopropylmethyl-propyl-amino)-phenylamino]-methylene}-4-methyl-1,3-dihydro-indol-2-one

3-[(4-Azocan-1-yl-phenylamino)-methylene]-4-methyl-1,3-dihydro-indol-2-one

4-{4-[(4-Methyl-2-oxo-1,2-dihydro-indol-3-ylidenemethyl)-amino]-phenyl}-piperazine-1-carbaldehyde

3-{[4-(4-Ethyl-piperazin-1-yl)-phenylamino]-methylene}-4-methyl-1,3-dihydro-indol-2-one

3-{[4-(3-Dimethylamino-pyrrolidin-1-yl)-phenylamino]-methylene}-4-methyl-1,3-dihydro-indol-2-one

3-{[4-(2,6-Dimethyl-morpholin-4-yl)-phenylamino]-methylene}-4-methyl-1,3-dihydro-indol-2-one

3-{[4-(Butyl-propyl-amino)-phenylamino]-methylene}-4-methyl-1,3-dihydro-indol-2-one

3-({4-[(2-Methoxy-ethyl)-propyl-amino]-phenylamino}-methylene)-4-methyl-1,3-dihydro-indol-2-one

1-{4-[(4-Methyl-2-oxo-1,2-dihydro-indol-3-ylidenemethyl)-amino]-phenyl}-piperidine-3-carboxylic acid amide

N-(1-{4-[(4-Methyl-2-oxo-1,2-dihydro-indol-3-ylidenemethyl)-amino]-phenyl}-pyrrolidin-3-yl)-acetamide

3-{[4-(4-Isopropyl-piperazin-1-yl)-phenylamino]-methylene}-4-methyl-1,3-dihydro-indol-2-one

4-Methyl-3-{[4-(octahydro-isoquinolin-2-yl)-phenylamino]-methylene}-1,3-dihydro-indol-2-one

4-Methyl-3-{[4-(octahydro-isoquinolin-2-yl)-phenylamino]-methylene}-1,3-dihydro-indol-2-one

3-{[4-(4-Butyl-piperazin-1-yl)-phenylamino]-methylene}-4-methyl-1,3-dihydro-indol-2-one

3-{[4-(4-sec-Butyl-piperazin-1-yl)-phenylamino]-methylene}-4-methyl-1,3-dihydro-indol-2-one

3-{[4-(3-Diethylamino-pyrrolidin-1-yl)-phenylamino]-methylene}-4-methyl-1,3-dihydro-indol-2-one

3-{[4-(1,4-Dioxa-8-aza-spiro[4.5]dec-8-yl)-phenylamino]-methylene}-4-methyl-1,3-dihydro-indol-2-one

3-({4-[4-(2-Methoxy-ethyl)-piperazin-1-yl]-phenylamino}-methylene)-4-methyl-1,3-dihydro-indol-2-one

4-Methyl-3-{{4-(3-pyridin-2-yl-pyrrolidin-1-yl)-phenylamino}-methylene}-1,3-dihydro-indol-2-one

4-Methyl-3-{{4-(3-pyridin-4-yl-pyrrolidin-1-yl)-phenylamino}-methylene}-1,3-dihydro-indol-2-one

3-{{4-(3-Methanesulfonyl-pyrrolidin-1-yl)-phenylamino}-methylene}-4-methyl-1,3-dihydro-indol-2-one

4-Methyl-3-{{4-(methyl-pyridin-3-ylmethyl-amino)-phenylamino}-methylene}-1,3-dihydro-indol-2-one

3-({4-[(2-[1,3]Dioxolan-2-yl-ethyl)-methyl-amino]-phenylamino}-methylene)-4-methyl-1,3-dihydro-indol-2-one

4-Methyl-3-{{4-(tetrahydro-pyran-4-ylamino)-phenylamino}-methylene}-1,3-dihydro-indol-2-one

4-Fluoro-3-{{4-(pyrrolidin-1-yl-phenylamino)-methylene}-1,3-dihydro-indol-2-one

3-{{4-(4-Diethylamino-phenylamino)-methylene}-4-fluoro-1,3-dihydro-indol-2-one

4-Fluoro-3-{{4-[(2-methoxy-ethyl)-methyl-amino]-phenylamino}-methylene}-1,3-dihydro-indol-2-one

3-{{4-(3,6-Dihydro-2H-pyridin-1-yl)-phenylamino}-methylene}-4-fluoro-1,3-dihydro-indol-2-one

4-Fluoro-3-{{4-(morpholin-4-yl-phenylamino)-methylene}-1,3-dihydro-indol-2-one

4-Fluoro-3-{{4-(3-methyl-piperidin-1-yl)-phenylamino}-methylene}-1,3-dihydro-indol-2-one

4-Fluoro-3-{{4-(4-methyl-piperidin-1-yl)-phenylamino}-methylene}-1,3-dihydro-indol-2-one

4-Fluoro-3-{{4-(4-methyl-piperazin-1-yl)-phenylamino}-methylene}-1,3-dihydro-indol-2-one

3-{{4-(Butyl-ethyl-amino)-phenylamino}-methylene}-4-fluoro-1,3-dihydro-indol-2-one

3-{{4-[Ethyl-(2-methoxy-ethyl)-amino]-phenylamino}-methylene}-4-fluoro-1,3-dihydro-indol-2-one

4-Fluoro-3-{{4-(thiomorpholin-4-yl-phenylamino)-methylene}-1,3-dihydro-indol-2-one

3-{{4-(Cyclopropylmethyl-propyl-amino)-phenylamino}-methylene}-4-fluoro-1,3-dihydro-indol-2-one

3-{{4-(3,5-Dimethyl-piperidin-1-yl)-phenylamino}-methylene}-4-fluoro-1,3-dihydro-indol-2-one

3-{{4-(3,5-Dimethyl-piperazin-1-yl)-phenylamino}-methylene}-4-fluoro-1,3-dihydro-indol-2-one

4-Fluoro-3-{{4-(4-methyl-[1,4]diazepan-1-yl)-phenylamino}-methylene}-1,3-dihydro-indol-2-one

3-{{4-(4-Ethyl-piperazin-1-yl)-phenylamino}-methylene}-4-fluoro-1,3-dihydro-indol-2-one

3-{{4-(3-Dimethylamino-pyrrolidin-1-yl)-phenylamino}-methylene}-4-fluoro-1,3-dihydro-indol-2-one

3-{{4-(2,6-Dimethyl-morpholin-4-yl)-phenylamino}-methylene}-4-fluoro-1,3-dihydro-indol-2-one

3-{{4-(2,6-Dimethyl-morpholin-4-yl)-phenylamino}-methylene}-4-fluoro-1,3-dihydro-indol-2-one

- 3-{{4-(Butyl-propyl-amino)-phenylamino}-methylene}-4-fluoro-1,3-dihydro-indol-2-one
- 4-Fluoro-3-{{4-[(2-methoxy-ethyl)-propyl-amino]-phenylamino}-methylene}-1,3-dihydro-indol-2-one
- 3-{{4-(1,3-Dihydro-isoindol-2-yl)-phenylamino}-methylene}-4-fluoro-1,3-dihydro-indol-2-one
- 1-{4-[(4-Fluoro-2-oxo-1,2-dihydro-indol-3-ylidenemethyl)-amino]-phenyl}-piperidine-3-carboxylic acid amide
- 1-{4-[(4-Fluoro-2-oxo-1,2-dihydro-indol-3-ylidenemethyl)-amino]-phenyl}-piperidine-4-carboxylic acid amide
- N-(1-{4-[(4-Fluoro-2-oxo-1,2-dihydro-indol-3-ylidenemethyl)-amino]-phenyl}-pyrrolidin-3-yl)-acetamide
- 4-Fluoro-3-{{4-(4-isopropyl-piperazin-1-yl)-phenylamino}-methylene}-1,3-dihydro-indol-2-one
- 4-Fluoro-3-{{4-(octahydro-isoquinolin-2-yl)-phenylamino}-methylene}-1,3-dihydro-indol-2-one
- 4-Fluoro-3-{{4-(octahydro-isoquinolin-2-yl)-phenylamino}-methylene}-1,3-dihydro-indol-2-one
- 3-{{4-(4-Butyl-piperazin-1-yl)-phenylamino}-methylene}-4-fluoro-1,3-dihydro-indol-2-one
- 3-{{4-(4-sec-Butyl-piperazin-1-yl)-phenylamino}-methylene}-4-fluoro-1,3-dihydro-indol-2-one
- 3-{{4-(3-Diethylamino-pyrrolidin-1-yl)-phenylamino}-methylene}-4-fluoro-1,3-dihydro-indol-2-one
- 3-{{4-(1,4-Dioxo-8-aza-spiro[4.5]dec-8-yl)-phenylamino}-methylene}-4-fluoro-1,3-dihydro-indol-2-one
- 4-Fluoro-3-{{4-[4-(2-methoxy-ethyl)-piperazin-1-yl]-phenylamino}-methylene}-1,3-dihydro-indol-2-one
- 4-Fluoro-3-{{4-(3-pyridin-2-yl-pyrrolidin-1-yl)-phenylamino}-methylene}-1,3-dihydro-indol-2-one
- 4-Fluoro-3-{{4-(3-pyridin-4-yl-pyrrolidin-1-yl)-phenylamino}-methylene}-1,3-dihydro-indol-2-one
- 4-Fluoro-3-{{4-(4-propyl-piperidin-1-yl)-phenylamino}-methylene}-1,3-dihydro-indol-2-one
- 4-Fluoro-3-{{4-(methyl-pyridin-3-ylmethyl-amino)-phenylamino}-methylene}-1,3-dihydro-indol-2-one
- 4-Fluoro-3-{{4-[methyl-(2-pyridin-2-yl-ethyl)-amino]-phenylamino}-methylene}-1,3-dihydro-indol-2-one
- 4-Fluoro-3-{{4-(4-pyrimidin-2-yl-piperazin-1-yl)-phenylamino}-methylene}-1,3-dihydro-indol-2-one
- 3-{{4-([1,3]Dioxolan-2-ylmethyl-methyl-amino)-phenylamino}-methylene}-4-fluoro-1,3-dihydro-indol-2-one
- 3-{{4-[(2-[1,3]Dioxolan-2-yl-ethyl)-methyl-amino]-phenylamino}-methylene}-4-fluoro-1,3-dihydro-indol-2-one
- 4-Fluoro-3-{{4-(2-methoxy-ethylamino)-phenylamino}-methylene}-1,3-dihydro-indol-2-one

4-Fluoro-3-({4-[(tetrahydro-furan-2-ylmethyl)-amino]-phenylamino}-methylene)-1,3-dihydro-indol-2-one

4-Fluoro-3-{{4-(tetrahydro-pyran-4-ylamino)-phenylamino}-methylene}-1,3-dihydro-indol-2-one

3-{{4-(3-Dimethylamino-propylamino)-phenylamino}-methylene}-4-fluoro-1,3-dihydro-indol-2-one

4-Fluoro-3-{{4-(1-methoxymethyl-propylamino)-phenylamino}-methylene}-1,3-dihydro-indol-2-one

4-Fluoro-3-{{4-(2-piperidin-1-yl-ethylamino)-phenylamino}-methylene}-1,3-dihydro-indol-2-one

3-{{4-(3-Diethylamino-propylamino)-phenylamino}-methylene}-4-fluoro-1,3-dihydro-indol-2-one

4-Fluoro-3-{{4-(1,2,2,6,6-pentamethyl-piperidin-4-ylamino)-phenylamino}-methylene}-1,3-dihydro-indol-2-one

4-Fluoro-3-({4-[(tetrahydro-pyran-4-ylmethyl)-amino]-phenylamino}-methylene)-1,3-dihydro-indol-2-one

3-{{4-(2-Diethylamino-1-methyl-ethylamino)-phenylamino}-methylene}-4-fluoro-1,3-dihydro-indol-2-one

5-Fluoro-3-[(4-pyrrolidin-1-yl-phenylamino)-methylene]-1,3-dihydro-indol-2-one

3-[(4-Diethylamino-phenylamino)-methylene]-5-fluoro-1,3-dihydro-indol-2-one

1-{4-[(5-Fluoro-2-oxo-1,2-dihydro-indol-3-ylidenemethyl)-amino]-phenyl}-piperidine-4-carboxylic acid methyl ester

5-Fluoro-3-({4-[(2-methoxy-ethyl)-methyl-amino]-phenylamino}-methylene)-1,3-dihydro-indol-2-one

5-Fluoro-3-{{4-(4-methyl-piperidin-1-yl)-phenylamino}-methylene}-1,3-dihydro-indol-2-one

3-[(4-Azepan-1-yl-phenylamino)-methylene]-5-fluoro-1,3-dihydro-indol-2-one

5-Fluoro-3-{{4-(3-oxo-piperazin-1-yl)-phenylamino}-methylene}-1,3-dihydro-indol-2-one

3-[(4-Dipropylamino-phenylamino)-methylene]-5-fluoro-1,3-dihydro-indol-2-one

3-{{4-(Butyl-ethyl-amino)-phenylamino}-methylene}-5-fluoro-1,3-dihydro-indol-2-one

3-({4-[Ethyl-(2-methoxy-ethyl)-amino]-phenylamino}-methylene)-5-fluoro-1,3-dihydro-indol-2-one

5-Fluoro-3-[(4-thiomorpholin-4-yl-phenylamino)-methylene]-1,3-dihydro-indol-2-one

3-{{4-(Cyclopropylmethyl-propyl-amino)-phenylamino}-methylene}-5-fluoro-1,3-dihydro-indol-2-one

3-[(4-Azocan-1-yl-phenylamino)-methylene]-5-fluoro-1,3-dihydro-indol-2-one

3-{{4-(3,5-Dimethyl-piperidin-1-yl)-phenylamino}-methylene}-5-fluoro-1,3-dihydro-indol-2-one

4-{4-[(5-Fluoro-2-oxo-1,2-dihydro-indol-3-ylidenemethyl)-amino]-phenyl}-piperazine-1-carbaldehyde

3-{{4-(3,5-Dimethyl-piperazin-1-yl)-phenylamino}-methylene}-5-fluoro-1,3-dihydro-indol-2-one

5-Fluoro-3-{[4-(4-methyl-[1,4]diazepan-1-yl)-phenylamino]-methylene}-1,3-dihydro-indol-2-one

3-{[4-(4-Ethyl-piperazin-1-yl)-phenylamino]-methylene}-5-fluoro-1,3-dihydro-indol-2-one

3-{[4-(2,6-Dimethyl-morpholin-4-yl)-phenylamino]-methylene}-5-fluoro-1,3-dihydro-indol-2-one

3-{[4-(Butyl-propyl-amino)-phenylamino]-methylene}-5-fluoro-1,3-dihydro-indol-2-one

5-Fluoro-3-({4-[(2-methoxy-ethyl)-propyl-amino]-phenylamino}-methylene)-1,3-dihydro-indol-2-one

3-{[4-(1,3-Dihydro-isoindol-2-yl)-phenylamino]-methylene}-5-fluoro-1,3-dihydro-indol-2-one

N-(1-{4-[(5-Fluoro-2-oxo-1,2-dihydro-indol-3-ylidenemethyl)-amino]-phenyl}-pyrrolidin-3-yl)-acetamide

5-Fluoro-3-{[4-(4-isopropyl-piperazin-1-yl)-phenylamino]-methylene}-1,3-dihydro-indol-2-one

5-Fluoro-3-{[4-(octahydro-isoquinolin-2-yl)-phenylamino]-methylene}-1,3-dihydro-indol-2-one

5-Fluoro-3-{[4-(octahydro-isoquinolin-2-yl)-phenylamino]-methylene}-1,3-dihydro-indol-2-one

3-{[4-(4-Butyl-piperazin-1-yl)-phenylamino]-methylene}-5-fluoro-1,3-dihydro-indol-2-one

3-{[4-(4-sec-Butyl-piperazin-1-yl)-phenylamino]-methylene}-5-fluoro-1,3-dihydro-indol-2-one

3-{[4-(3-Diethylamino-pyrrolidin-1-yl)-phenylamino]-methylene}-5-fluoro-1,3-dihydro-indol-2-one

3-{[4-(1,4-Dioxa-8-aza-spiro[4.5]dec-8-yl)-phenylamino]-methylene}-5-fluoro-1,3-dihydro-indol-2-one

5-Fluoro-3-({4-[4-(2-methoxy-ethyl)-piperazin-1-yl]-phenylamino}-methylene)-1,3-dihydro-indol-2-one

5-Fluoro-3-{[4-(3-pyridin-2-yl-pyrrolidin-1-yl)-phenylamino]-methylene}-1,3-dihydro-indol-2-one

5-Fluoro-3-{[4-(3-pyridin-4-yl-pyrrolidin-1-yl)-phenylamino]-methylene}-1,3-dihydro-indol-2-one

5-Fluoro-3-{[4-(4-propyl-piperidin-1-yl)-phenylamino]-methylene}-1,3-dihydro-indol-2-one

5-Fluoro-3-{[4-(methyl-pyridin-3-ylmethyl-amino)-phenylamino]-methylene}-1,3-dihydro-indol-2-one

5-Fluoro-3-({4-[methyl-(2-pyridin-2-yl-ethyl)-amino]-phenylamino}-methylene)-1,3-dihydro-indol-2-one

5-Fluoro-3-{[4-(4-pyrimidin-2-yl-piperazin-1-yl)-phenylamino]-methylene}-1,3-dihydro-indol-2-one

5-Fluoro-3-{[4-(2,3,5,6-tetrahydro-[1,2']bipyrazinyl-4-yl)-phenylamino]-methylene}-1,3-dihydro-indol-2-one

3-{[4-([1,3]Dioxolan-2-ylmethyl-methyl-amino)-phenylamino]-methylene}-5-fluoro-1,3-dihydro-indol-2-one

3-({4-[(2-[1,3]Dioxolan-2-yl-ethyl)-methyl-amino]-phenylamino}-methylene)-5-fluoro-1,3-dihydro-

indol-2-one

N-(1-{4-[(5-Fluoro-2-oxo-1,2-dihydro-indol-3-ylidenemethyl)-amino]-phenyl}-pyrrolidin-3-yl)-N-methyl-acetamide

5-Fluoro-3-{[4-(2-methoxy-ethylamino)-phenylamino]-methylene}-1,3-dihydro-indol-2-one

5-Fluoro-3-({4-[(tetrahydro-furan-2-ylmethyl)-amino]-phenylamino}-methylene)-1,3-dihydro-indol-2-one

5-Fluoro-3-{[4-(tetrahydro-pyran-4-ylamino)-phenylamino]-methylene}-1,3-dihydro-indol-2-one

3-{[4-(3-Dimethylamino-propylamino)-phenylamino]-methylene}-5-fluoro-1,3-dihydro-indol-2-one

3-{[4-(2-Dimethylamino-1-methyl-ethylamino)-phenylamino]-methylene}-5-fluoro-1,3-dihydro-indol-2-one

5-Fluoro-3-{[4-(2-pyridin-2-yl-ethylamino)-phenylamino]-methylene}-1,3-dihydro-indol-2-one

5-Fluoro-3-{[4-(2-pyridin-3-yl-ethylamino)-phenylamino]-methylene}-1,3-dihydro-indol-2-one

5-Fluoro-3-{[4-(2-morpholin-4-yl-ethylamino)-phenylamino]-methylene}-1,3-dihydro-indol-2-one

5-Fluoro-3-({4-[(pyridin-2-ylmethyl)-amino]-phenylamino}-methylene)-1,3-dihydro-indol-2-one

5-Fluoro-3-({4-[(pyridin-3-ylmethyl)-amino]-phenylamino}-methylene)-1,3-dihydro-indol-2-one

5-Fluoro-3-{[4-(2-methoxy-1-methyl-ethylamino)-phenylamino]-methylene}-1,3-dihydro-indol-2-one

3-{[4-(3-Diethylamino-propylamino)-phenylamino]-methylene}-5-fluoro-1,3-dihydro-indol-2-one

3-{[4-(2-Diisopropylamino-ethylamino)-phenylamino]-methylene}-5-fluoro-1,3-dihydro-indol-2-one

5-Fluoro-3-{[4-(1,2,2,6,6-pentamethyl-piperidin-4-ylamino)-phenylamino]-methylene}-1,3-dihydro-indol-2-one

5-Fluoro-3-({4-[(tetrahydro-pyran-4-ylmethyl)-amino]-phenylamino}-methylene)-1,3-dihydro-indol-2-one

6-Fluoro-3-{[4-(pyrrolidin-1-yl-phenylamino)-methylene]-1,3-dihydro-indol-2-one

3-{[4-(Diethylamino-phenylamino)-methylene]-6-fluoro-1,3-dihydro-indol-2-one

6-Fluoro-3-({4-[(2-methoxy-ethyl)-methyl-amino]-phenylamino}-methylene)-1,3-dihydro-indol-2-one

3-{[4-(3,6-Dihydro-2H-pyridin-1-yl)-phenylamino]-methylene}-6-fluoro-1,3-dihydro-indol-2-one

6-Fluoro-3-{[4-(3-methyl-piperidin-1-yl)-phenylamino]-methylene}-1,3-dihydro-indol-2-one

6-Fluoro-3-{[4-(4-methyl-piperidin-1-yl)-phenylamino]-methylene}-1,3-dihydro-indol-2-one

3-{[4-(Azepan-1-yl-phenylamino)-methylene]-6-fluoro-1,3-dihydro-indol-2-one

3-[(4-Dipropylamino-phenylamino)-methylene]-6-fluoro-1,3-dihydro-indol-2-one

3-[[4-(Butyl-ethyl-amino)-phenylamino]-methylene]-6-fluoro-1,3-dihydro-indol-2-one

3-[(4-[Ethyl-(2-methoxy-ethyl)-amino]-phenylamino)-methylene]-6-fluoro-1,3-dihydro-indol-2-one

6-Fluoro-3-[(4-thiomorpholin-4-yl-phenylamino)-methylene]-1,3-dihydro-indol-2-one

3-[[4-(Cyclopropylmethyl-propyl-amino)-phenylamino]-methylene]-6-fluoro-1,3-dihydro-indol-2-one

3-[(4-Azocan-1-yl-phenylamino)-methylene]-6-fluoro-1,3-dihydro-indol-2-one

3-[[4-(3,5-Dimethyl-piperidin-1-yl)-phenylamino]-methylene]-6-fluoro-1,3-dihydro-indol-2-one

4-{4-[(6-Fluoro-2-oxo-1,2-dihydro-indol-3-ylidenemethyl)-amino]-phenyl}-piperazine-1-carbaldehyde

3-[[4-(3,5-Dimethyl-piperazin-1-yl)-phenylamino]-methylene]-6-fluoro-1,3-dihydro-indol-2-one

3-[[4-(4-Ethyl-piperazin-1-yl)-phenylamino]-methylene]-6-fluoro-1,3-dihydro-indol-2-one

3-[[4-(2,6-Dimethyl-morpholin-4-yl)-phenylamino]-methylene]-6-fluoro-1,3-dihydro-indol-2-one

3-[[4-(2,6-Dimethyl-morpholin-4-yl)-phenylamino]-methylene]-6-fluoro-1,3-dihydro-indol-2-one

3-[[4-(Butyl-propyl-amino)-phenylamino]-methylene]-6-fluoro-1,3-dihydro-indol-2-one

6-Fluoro-3-[(4-[(2-methoxy-ethyl)-propyl-amino]-phenylamino)-methylene]-1,3-dihydro-indol-2-one

3-[[4-(1,3-Dihydro-isoindol-2-yl)-phenylamino]-methylene]-6-fluoro-1,3-dihydro-indol-2-one

1-{4-[(6-Fluoro-2-oxo-1,2-dihydro-indol-3-ylidenemethyl)-amino]-phenyl}-piperidine-4-carboxylic acid amide

N-(1-{4-[(6-Fluoro-2-oxo-1,2-dihydro-indol-3-ylidenemethyl)-amino]-phenyl}-pyrrolidin-3-yl)-acetamide

6-Fluoro-3-[[4-(4-isopropyl-piperazin-1-yl)-phenylamino]-methylene]-1,3-dihydro-indol-2-one

6-Fluoro-3-[[4-(octahydro-isoquinolin-2-yl)-phenylamino]-methylene]-1,3-dihydro-indol-2-one

6-Fluoro-3-[[4-(octahydro-isoquinolin-2-yl)-phenylamino]-methylene]-1,3-dihydro-indol-2-one

3-[[4-(4-sec-Butyl-piperazin-1-yl)-phenylamino]-methylene]-6-fluoro-1,3-dihydro-indol-2-one

3-[[4-(3-Diethylamino-pyrrolidin-1-yl)-phenylamino]-methylene]-6-fluoro-1,3-dihydro-indol-2-one

3-[[4-(1,4-Dioxo-8-aza-spiro[4.5]dec-8-yl)-phenylamino]-methylene]-6-fluoro-1,3-dihydro-indol-2-one

6-Fluoro-3-[(4-[4-(2-methoxy-ethyl)-piperazin-1-yl]-phenylamino)-methylene]-1,3-dihydro-indol-2-one

6-Fluoro-3-[[4-(3-pyridin-2-yl-pyrrolidin-1-yl)-phenylamino]-methylene]-1,3-dihydro-indol-2-one

6-Fluoro-3-[[4-(3-pyridin-4-yl-pyrrolidin-1-yl)-phenylamino]-methylene]-1,3-dihydro-indol-2-one

- 6-Fluoro-3-{{4-(3-methanesulfonyl-pyrrolidin-1-yl)-phenylamino}-methylene}-1,3-dihydro-indol-2-one
- 6-Fluoro-3-{{4-(methyl-pyridin-3-ylmethyl-amino)-phenylamino}-methylene}-1,3-dihydro-indol-2-one
- 6-Fluoro-3-{{4-[methyl-(2-pyridin-2-yl-ethyl)-amino]-phenylamino}-methylene}-1,3-dihydro-indol-2-one
- 6-Fluoro-3-{{4-(4-pyrimidin-2-yl-piperazin-1-yl)-phenylamino}-methylene}-1,3-dihydro-indol-2-one
- 6-Fluoro-3-{{4-(2,3,5,6-tetrahydro-[1,2']bipyrazinyl-4-yl)-phenylamino}-methylene}-1,3-dihydro-indol-2-one
- 3-{{4-[(2-[1,3]Dioxolan-2-yl-ethyl)-methyl-amino]-phenylamino}-methylene}-6-fluoro-1,3-dihydro-indol-2-one
- 6-Fluoro-3-{{4-[(tetrahydro-furan-2-ylmethyl)-amino]-phenylamino}-methylene}-1,3-dihydro-indol-2-one
- 3-{{4-(3-Dimethylamino-propylamino)-phenylamino}-methylene}-6-fluoro-1,3-dihydro-indol-2-one
- 3-{{4-(2-Dimethylamino-1-methyl-ethylamino)-phenylamino}-methylene}-6-fluoro-1,3-dihydro-indol-2-one
- 6-Fluoro-3-{{4-(1-methoxymethyl-propylamino)-phenylamino}-methylene}-1,3-dihydro-indol-2-one
- 6-Fluoro-3-{{4-(2-pyridin-2-yl-ethylamino)-phenylamino}-methylene}-1,3-dihydro-indol-2-one
- 6-Fluoro-3-{{4-(2-pyridin-3-yl-ethylamino)-phenylamino}-methylene}-1,3-dihydro-indol-2-one
- 6-Fluoro-3-{{4-(2-morpholin-4-yl-ethylamino)-phenylamino}-methylene}-1,3-dihydro-indol-2-one
- 6-Fluoro-3-{{4-[(pyridin-3-ylmethyl)-amino]-phenylamino}-methylene}-1,3-dihydro-indol-2-one
- 6-Fluoro-3-{{4-[3-(2-methyl-piperidin-1-yl)-propylamino]-phenylamino}-methylene}-1,3-dihydro-indol-2-one
- 6-Fluoro-3-{{4-(2-methoxy-1-methyl-ethylamino)-phenylamino}-methylene}-1,3-dihydro-indol-2-one
- 3-{{4-(2-Diisopropylamino-ethylamino)-phenylamino}-methylene}-6-fluoro-1,3-dihydro-indol-2-one
- 3-{{4-(1-Benzyl-pyrrolidin-3-ylamino)-phenylamino}-methylene}-6-fluoro-1,3-dihydro-indol-2-one
- 6-Fluoro-3-{{4-[(5-methyl-pyrazin-2-ylmethyl)-amino]-phenylamino}-methylene}-1,3-dihydro-indol-2-one
- 3-{4-[(6-Fluoro-2-oxo-1,2-dihydro-indol-3-ylidenemethyl)-amino]-phenylamino}-pyrrolidine-1-carboxylic acid tert-butyl ester
- 6-Fluoro-3-{{4-[(tetrahydro-pyran-4-ylmethyl)-amino]-phenylamino}-methylene}-1,3-dihydro-indol-2-one
- 3-[(3-Fluoro-4-pyrrolidin-1-yl-phenylamino)-methylene]-1,3-dihydro-indol-2-one
- 3-[(4-Diethylamino-3-fluoro-phenylamino)-methylene]-1,3-dihydro-indol-2-one

1-{2-Fluoro-4-[(2-oxo-1,2-dihydro-indol-3-ylidenemethyl)-amino]-phenyl}-piperidine-4-carboxylic acid methyl ester

3-({3-Fluoro-4-[(2-methoxy-ethyl)-methyl-amino]-phenylamino}-methylene)-1,3-dihydro-indol-2-one

3-{[4-(3,6-Dihydro-2H-pyridin-1-yl)-3-fluoro-phenylamino]-methylene}-1,3-dihydro-indol-2-one

3-[(3-Fluoro-4-morpholin-4-yl)-phenylamino]-methylene-1,3-dihydro-indol-2-one

3-[[3-Fluoro-4-(3-methyl-piperidin-1-yl)-phenylamino]-methylene]-1,3-dihydro-indol-2-one

3-[[3-Fluoro-4-(4-methyl-piperidin-1-yl)-phenylamino]-methylene]-1,3-dihydro-indol-2-one

3-[(4-Azepan-1-yl-3-fluoro-phenylamino)-methylene]-1,3-dihydro-indol-2-one

3-[[3-Fluoro-4-(3-oxo-piperazin-1-yl)-phenylamino]-methylene]-1,3-dihydro-indol-2-one

3-[[3-Fluoro-4-(4-methyl-piperazin-1-yl)-phenylamino]-methylene]-1,3-dihydro-indol-2-one

3-[(4-Dipropylamino-3-fluoro-phenylamino)-methylene]-1,3-dihydro-indol-2-one

3-[[4-(Butyl-ethyl-amino)-3-fluoro-phenylamino]-methylene]-1,3-dihydro-indol-2-one

3-({4-[Ethyl-(2-methoxy-ethyl)-amino]-3-fluoro-phenylamino}-methylene)-1,3-dihydro-indol-2-one

4-{2-Fluoro-4-[(2-oxo-1,2-dihydro-indol-3-ylidenemethyl)-amino]-phenyl}-piperazine-1-carbaldehyde

3-[[3-Fluoro-4-(5-oxo-[1,4]diazepan-1-yl)-phenylamino]-methylene]-1,3-dihydro-indol-2-one

3-[[4-(3,5-Dimethyl-piperazin-1-yl)-3-fluoro-phenylamino]-methylene]-1,3-dihydro-indol-2-one

3-[[4-(3-Dimethylamino-pyrrolidin-1-yl)-3-fluoro-phenylamino]-methylene]-1,3-dihydro-indol-2-one

3-[[4-(2,6-Dimethyl-morpholin-4-yl)-3-fluoro-phenylamino]-methylene]-1,3-dihydro-indol-2-one

3-[[4-(2,6-Dimethyl-morpholin-4-yl)-3-fluoro-phenylamino]-methylene]-1,3-dihydro-indol-2-one

3-[[4-(Butyl-propyl-amino)-3-fluoro-phenylamino]-methylene]-1,3-dihydro-indol-2-one

3-({3-Fluoro-4-[(2-methoxy-ethyl)-propyl-amino]-phenylamino}-methylene)-1,3-dihydro-indol-2-one

3-[[4-(1,3-Dihydro-isoindol-2-yl)-3-fluoro-phenylamino]-methylene]-1,3-dihydro-indol-2-one

1-{2-Fluoro-4-[(2-oxo-1,2-dihydro-indol-3-ylidenemethyl)-amino]-phenyl}-piperidine-3-carboxylic acid amide

3-[[4-(4-Acetyl-piperazin-1-yl)-3-fluoro-phenylamino]-methylene]-1,3-dihydro-indol-2-one

N-(1-{2-Fluoro-4-[(2-oxo-1,2-dihydro-indol-3-ylidenemethyl)-amino]-phenyl}-pyrrolidin-3-yl)-acetamide

3-[[3-Fluoro-4-(4-isopropyl-piperazin-1-yl)-phenylamino]-methylene]-1,3-dihydro-indol-2-one

3-[[3-Fluoro-4-(octahydro-isoquinolin-2-yl)-phenylamino]-methylene]-1,3-dihydro-indol-2-one

- 3-{{3-Fluoro-4-(octahydro-isoquinolin-2-yl)-phenylamino}-methylene}-1,3-dihydro-indol-2-one
- 3-{{4-(4-Butyl-piperazin-1-yl)-3-fluoro-phenylamino}-methylene}-1,3-dihydro-indol-2-one
- 3-{{4-(3-Diethylamino-pyrrolidin-1-yl)-3-fluoro-phenylamino}-methylene}-1,3-dihydro-indol-2-one
- 3-{{4-(1,4-Dioxo-8-aza-spiro[4.5]dec-8-yl)-3-fluoro-phenylamino}-methylene}-1,3-dihydro-indol-2-one
- 3-{{3-Fluoro-4-[4-(2-methoxy-ethyl)-piperazin-1-yl]-phenylamino}-methylene}-1,3-dihydro-indol-2-one
- 3-{{3-Fluoro-4-(3-pyridin-2-yl-pyrrolidin-1-yl)-phenylamino}-methylene}-1,3-dihydro-indol-2-one
- 3-{{3-Fluoro-4-(3-pyridin-4-yl-pyrrolidin-1-yl)-phenylamino}-methylene}-1,3-dihydro-indol-2-one
- 3-{{3-Fluoro-4-(4-propyl-piperidin-1-yl)-phenylamino}-methylene}-1,3-dihydro-indol-2-one
- 3-{{3-Fluoro-4-(4-pyrimidin-2-yl-piperazin-1-yl)-phenylamino}-methylene}-1,3-dihydro-indol-2-one
- 3-{{3-Fluoro-4-(2,3,5,6-tetrahydro-[1,2']bipyrazinyl-4-yl)-phenylamino}-methylene}-1,3-dihydro-indol-2-one
- 3-{{4-([1,3]Dioxolan-2-ylmethyl-methyl-amino)-3-fluoro-phenylamino}-methylene}-1,3-dihydro-indol-2-one
- 3-{{4-[(2-[1,3]Dioxolan-2-yl-ethyl)-methyl-amino]-3-fluoro-phenylamino}-methylene}-1,3-dihydro-indol-2-one
- N-(1-{2-Fluoro-4-[(2-oxo-1,2-dihydro-indol-3-ylidenemethyl)-amino]-phenyl}-pyrrolidin-3-yl)-N-methyl-acetamide
- 3-{{3-Fluoro-4-(2-methoxy-ethylamino)-phenylamino}-methylene}-1,3-dihydro-indol-2-one
- 3-{{3-Fluoro-4-[(tetrahydro-furan-2-ylmethyl)-amino]-phenylamino}-methylene}-1,3-dihydro-indol-2-one
- 3-{{3-Fluoro-4-(tetrahydro-pyran-4-ylamino)-phenylamino}-methylene}-1,3-dihydro-indol-2-one
- 3-{{4-(3-Dimethylamino-propylamino)-3-fluoro-phenylamino}-methylene}-1,3-dihydro-indol-2-one
- 3-{{4-(2-Dimethylamino-1-methyl-ethylamino)-3-fluoro-phenylamino}-methylene}-1,3-dihydro-indol-2-one
- 3-{{3-Fluoro-4-(1-methoxymethyl-propylamino)-phenylamino}-methylene}-1,3-dihydro-indol-2-one
- 3-{{4-(2-Diethylamino-ethylamino)-3-fluoro-phenylamino}-methylene}-1,3-dihydro-indol-2-one
- 3-{{3-Fluoro-4-(2-pyridin-2-yl-ethylamino)-phenylamino}-methylene}-1,3-dihydro-indol-2-one
- 3-{{3-Fluoro-4-(2-pyridin-4-yl-ethylamino)-phenylamino}-methylene}-1,3-dihydro-indol-2-one
- 3-{{3-Fluoro-4-(2-pyridin-3-yl-ethylamino)-phenylamino}-methylene}-1,3-dihydro-indol-2-one

- 3-([3-Fluoro-4-(2-morpholin-4-yl-ethylamino)-phenylamino]-methylene)-1,3-dihydro-indol-2-one
- 3-([3-Fluoro-4-(3-morpholin-4-yl-propylamino)-phenylamino]-methylene)-1,3-dihydro-indol-2-one
- 3-([3-Fluoro-4-[(pyridin-2-ylmethyl)-amino]-phenylamino]-methylene)-1,3-dihydro-indol-2-one
- 3-([3-Fluoro-4-[(pyridin-3-ylmethyl)-amino]-phenylamino]-methylene)-1,3-dihydro-indol-2-one
- 3-([3-Fluoro-4-(2-methoxy-1-methyl-ethylamino)-phenylamino]-methylene)-1,3-dihydro-indol-2-one
- 3-([4-(3-Diethylamino-propylamino)-3-fluoro-phenylamino]-methylene)-1,3-dihydro-indol-2-one
- 3-([3-Fluoro-4-(3-imidazol-1-yl-propylamino)-phenylamino]-methylene)-1,3-dihydro-indol-2-one
- 3-([4-(2-Diisopropylamino-ethylamino)-3-fluoro-phenylamino]-methylene)-1,3-dihydro-indol-2-one
- 3-([3-Fluoro-4-[(5-methyl-pyrazin-2-ylmethyl)-amino]-phenylamino]-methylene)-1,3-dihydro-indol-2-one
- 3-([4-[(2,2-Dimethyl-[1,3]dioxolan-4-ylmethyl)-amino]-3-fluoro-phenylamino]-methylene)-1,3-dihydro-indol-2-one
- 3-[2-Fluoro-4-[(2-oxo-1,2-dihydro-indol-3-ylidenemethyl)-amino]-phenylamino]-pyrrolidine-1-carboxylic acid tert-butyl ester
- 3-([3-Fluoro-4-(1,2,2,6,6-pentamethyl-piperidin-4-ylamino)-phenylamino]-methylene)-1,3-dihydro-indol-2-one
- 3-([3-Fluoro-4-[(tetrahydro-pyran-4-ylmethyl)-amino]-phenylamino]-methylene)-1,3-dihydro-indol-2-one
- 3-([4-(2-Diethylamino-1-methyl-ethylamino)-3-fluoro-phenylamino]-methylene)-1,3-dihydro-indol-2-one
- 3-([3-Fluoro-4-pyrrolidin-1-yl-phenylamino]-methylene)-4-methyl-1,3-dihydro-indol-2-one
- 3-([4-Diethylamino-3-fluoro-phenylamino]-methylene)-4-methyl-1,3-dihydro-indol-2-one
- 1-[2-Fluoro-4-[(4-methyl-2-oxo-1,2-dihydro-indol-3-ylidenemethyl)-amino]-phenyl]-piperidine-4-carboxylic acid methyl ester
- 3-([3-Fluoro-4-[(2-methoxy-ethyl)-methyl-amino]-phenylamino]-methylene)-4-methyl-1,3-dihydro-indol-2-one
- 3-([3-Fluoro-4-morpholin-4-yl-phenylamino]-methylene)-4-methyl-1,3-dihydro-indol-2-one
- 3-([3-Fluoro-4-(3-methyl-piperidin-1-yl)-phenylamino]-methylene)-4-methyl-1,3-dihydro-indol-2-one
- 3-([3-Fluoro-4-(4-methyl-piperidin-1-yl)-phenylamino]-methylene)-4-methyl-1,3-dihydro-indol-2-one
- 3-([4-Azepan-1-yl-3-fluoro-phenylamino]-methylene)-4-methyl-1,3-dihydro-indol-2-one

- 3-{[3-Fluoro-4-(3-oxo-piperazin-1-yl)-phenylamino]-methylene}-4-methyl-1,3-dihydro-indol-2-one
- 3-{[3-Fluoro-4-(4-methyl-piperazin-1-yl)-phenylamino]-methylene}-4-methyl-1,3-dihydro-indol-2-one
- 3-{[4-Dipropylamino-3-fluoro-phenylamino]-methylene}-4-methyl-1,3-dihydro-indol-2-one
- 3-{[4-(Butyl-ethyl-amino)-3-fluoro-phenylamino]-methylene}-4-methyl-1,3-dihydro-indol-2-one
- 3-{[4-[Ethyl-(2-methoxy-ethyl)-amino]-3-fluoro-phenylamino]-methylene}-4-methyl-1,3-dihydro-indol-2-one
- 4-{2-Fluoro-4-[(4-methyl-2-oxo-1,2-dihydro-indol-3-ylidenemethyl)-amino]-phenyl}-piperazine-1-carbaldehyde
- 3-{[3-Fluoro-4-(5-oxo-[1,4]diazepan-1-yl)-phenylamino]-methylene}-4-methyl-1,3-dihydro-indol-2-one
- 3-{[3-Fluoro-4-(4-methyl-[1,4]diazepan-1-yl)-phenylamino]-methylene}-4-methyl-1,3-dihydro-indol-2-one
- 3-{[4-(3-Dimethylamino-pyrrolidin-1-yl)-3-fluoro-phenylamino]-methylene}-4-methyl-1,3-dihydro-indol-2-one
- 3-{[4-(2,6-Dimethyl-morpholin-4-yl)-3-fluoro-phenylamino]-methylene}-4-methyl-1,3-dihydro-indol-2-one
- 3-{[4-(2,6-Dimethyl-morpholin-4-yl)-3-fluoro-phenylamino]-methylene}-4-methyl-1,3-dihydro-indol-2-one
- 3-{[3-Fluoro-4-[(2-methoxy-ethyl)-propyl-amino]-phenylamino]-methylene}-4-methyl-1,3-dihydro-indol-2-one
- 3-{[4-(4-Acetyl-piperazin-1-yl)-3-fluoro-phenylamino]-methylene}-4-methyl-1,3-dihydro-indol-2-one
- 3-{[3-Fluoro-4-(octahydro-isoquinolin-2-yl)-phenylamino]-methylene}-4-methyl-1,3-dihydro-indol-2-one
- 3-{[3-Fluoro-4-(octahydro-isoquinolin-2-yl)-phenylamino]-methylene}-4-methyl-1,3-dihydro-indol-2-one
- 3-{[4-(1,4-Dioxa-8-aza-spiro[4.5]dec-8-yl)-3-fluoro-phenylamino]-methylene}-4-methyl-1,3-dihydro-indol-2-one
- 3-{[3-Fluoro-4-[4-(2-methoxy-ethyl)-piperazin-1-yl]-phenylamino]-methylene}-4-methyl-1,3-dihydro-indol-2-one
- 3-{[3-Fluoro-4-(3-pyridin-2-yl-pyrrolidin-1-yl)-phenylamino]-methylene}-4-methyl-1,3-dihydro-indol-2-one
- 3-{[3-Fluoro-4-(3-pyridin-4-yl-pyrrolidin-1-yl)-phenylamino]-methylene}-4-methyl-1,3-dihydro-indol-2-one
- 3-{[3-Fluoro-4-(4-propyl-piperidin-1-yl)-phenylamino]-methylene}-4-methyl-1,3-dihydro-indol-2-one

3-{{3-Fluoro-4-(methyl-pyridin-3-ylmethyl-amino)-phenylamino}-methylene}-4-methyl-1,3-dihydro-indol-2-one

3-{{3-Fluoro-4-[methyl-(2-pyridin-2-yl-ethyl)-amino]-phenylamino}-methylene}-4-methyl-1,3-dihydro-indol-2-one

3-{{3-Fluoro-4-(4-pyrimidin-2-yl-piperazin-1-yl)-phenylamino}-methylene}-4-methyl-1,3-dihydro-indol-2-one

3-{{3-Fluoro-4-(2,3,5,6-tetrahydro-[1,2']bipyrazinyl-4-yl)-phenylamino}-methylene}-4-methyl-1,3-dihydro-indol-2-one

3-{{4-([1,3]Dioxolan-2-ylmethyl-methyl-amino)-3-fluoro-phenylamino}-methylene}-4-methyl-1,3-dihydro-indol-2-one

3-{{4-[(2-[1,3]Dioxolan-2-yl-ethyl)-methyl-amino]-3-fluoro-phenylamino}-methylene}-4-methyl-1,3-dihydro-indol-2-one

N-(1-{2-Fluoro-4-[(4-methyl-2-oxo-1,2-dihydro-indol-3-ylidenemethyl)-amino]-phenyl}-pyrrolidin-3-yl)-N-methyl-acetamide

3-{{3-Fluoro-4-(2-methoxy-ethylamino)-phenylamino}-methylene}-4-methyl-1,3-dihydro-indol-2-one

3-{{3-Fluoro-4-[(tetrahydro-furan-2-ylmethyl)-amino]-phenylamino}-methylene}-4-methyl-1,3-dihydro-indol-2-one

3-{{4-(3-Dimethylamino-propylamino)-3-fluoro-phenylamino}-methylene}-4-methyl-1,3-dihydro-indol-2-one

3-{{4-(2-Dimethylamino-1-methyl-ethylamino)-3-fluoro-phenylamino}-methylene}-4-methyl-1,3-dihydro-indol-2-one

3-{{3-Fluoro-4-(1-methoxymethyl-propylamino)-phenylamino}-methylene}-4-methyl-1,3-dihydro-indol-2-one

3-{{3-Fluoro-4-(2-pyridin-2-yl-ethylamino)-phenylamino}-methylene}-4-methyl-1,3-dihydro-indol-2-one

3-{{3-Fluoro-4-(2-pyridin-4-yl-ethylamino)-phenylamino}-methylene}-4-methyl-1,3-dihydro-indol-2-one

3-{{3-Fluoro-4-(3-morpholin-4-yl-propylamino)-phenylamino}-methylene}-4-methyl-1,3-dihydro-indol-2-one

3-{{3-Fluoro-4-[(pyridin-2-ylmethyl)-amino]-phenylamino}-methylene}-4-methyl-1,3-dihydro-indol-2-one

3-{{3-Fluoro-4-[(pyridin-3-ylmethyl)-amino]-phenylamino}-methylene}-4-methyl-1,3-dihydro-indol-2-one

3-{{3-Fluoro-4-[(pyridin-4-ylmethyl)-amino]-phenylamino}-methylene}-4-methyl-1,3-dihydro-indol-2-one

3-{{3-Fluoro-4-(2-methoxy-1-methyl-ethylamino)-phenylamino}-methylene}-4-methyl-1,3-

dihydro-indol-2-one

3-{{4-(2-Dimethylamino-ethylamino)-3-fluoro-phenylamino}-methylene}-4-methyl-1,3-dihydro-indol-2-one

3-{{3-Fluoro-4-[(5-methyl-pyrazin-2-ylmethyl)-amino]-phenylamino}-methylene}-4-methyl-1,3-dihydro-indol-2-one

3-{{4-[(2,2-Dimethyl-[1,3]dioxolan-4-ylmethyl)-amino]-3-fluoro-phenylamino}-methylene}-4-methyl-1,3-dihydro-indol-2-one

3-{2-Fluoro-4-[(4-methyl-2-oxo-1,2-dihydro-indol-3-ylidenemethyl)-amino]-phenylamino}-pyrrolidine-1-carboxylic acid tert-butyl ester

3-{{3-Fluoro-4-[(tetrahydro-pyran-4-ylmethyl)-amino]-phenylamino}-methylene}-4-methyl-1,3-dihydro-indol-2-one

3-{{3-Fluoro-4-(2-hydroxy-ethylamino)-phenylamino}-methylene}-4-methyl-1,3-dihydro-indol-2-one

4-Fluoro-3-{{3-fluoro-4-pyrrolidin-1-yl-phenylamino}-methylene}-1,3-dihydro-indol-2-one

3-{{4-Diethylamino-3-fluoro-phenylamino}-methylene}-4-fluoro-1,3-dihydro-indol-2-one

1-{2-Fluoro-4-[(4-fluoro-2-oxo-1,2-dihydro-indol-3-ylidenemethyl)-amino]-phenyl}-piperidine-4-carboxylic acid methyl ester

4-Fluoro-3-{{3-fluoro-4-[(2-methoxy-ethyl)-methyl-amino]-phenylamino}-methylene}-1,3-dihydro-indol-2-one

4-Fluoro-3-{{3-fluoro-4-morpholin-4-yl-phenylamino}-methylene}-1,3-dihydro-indol-2-one

4-Fluoro-3-{{3-fluoro-4-(3-methyl-piperidin-1-yl)-phenylamino}-methylene}-1,3-dihydro-indol-2-one

4-Fluoro-3-{{3-fluoro-4-(4-methyl-piperidin-1-yl)-phenylamino}-methylene}-1,3-dihydro-indol-2-one

3-{{4-Azepan-1-yl-3-fluoro-phenylamino}-methylene}-4-fluoro-1,3-dihydro-indol-2-one

4-Fluoro-3-{{3-fluoro-4-(3-oxo-piperazin-1-yl)-phenylamino}-methylene}-1,3-dihydro-indol-2-one

4-Fluoro-3-{{3-fluoro-4-(4-methyl-piperazin-1-yl)-phenylamino}-methylene}-1,3-dihydro-indol-2-one

3-{{4-Dipropylamino-3-fluoro-phenylamino}-methylene}-4-fluoro-1,3-dihydro-indol-2-one

3-{{4-(Butyl-ethyl-amino)-3-fluoro-phenylamino}-methylene}-4-fluoro-1,3-dihydro-indol-2-one

3-{{4-[Ethyl-(2-methoxy-ethyl)-amino]-3-fluoro-phenylamino}-methylene}-4-fluoro-1,3-dihydro-indol-2-one

4-Fluoro-3-{{3-fluoro-4-thiomorpholin-4-yl-phenylamino}-methylene}-1,3-dihydro-indol-2-one

3-{{4-(Cyclopropylmethyl-propyl-amino)-3-fluoro-phenylamino}-methylene}-4-fluoro-1,3-dihydro-indol-2-one

3-{{4-(3,5-Dimethyl-piperidin-1-yl)-3-fluoro-phenylamino}-methylene}-4-fluoro-1,3-dihydro-indol-

2-one

4-{2-Fluoro-4-[(4-fluoro-2-oxo-1,2-dihydro-indol-3-ylidenemethyl)-amino]-phenyl}-piperazine-1-carbaldehyde

4-Fluoro-3-[[3-fluoro-4-(5-oxo-[1,4]diazepan-1-yl)-phenylamino]-methylene]-1,3-dihydro-indol-2-one

3-[[4-(3,5-Dimethyl-piperazin-1-yl)-3-fluoro-phenylamino]-methylene]-4-fluoro-1,3-dihydro-indol-2-one

4-Fluoro-3-[[3-fluoro-4-(4-methyl-[1,4]diazepan-1-yl)-phenylamino]-methylene]-1,3-dihydro-indol-2-one

3-[[4-(4-Ethyl-piperazin-1-yl)-3-fluoro-phenylamino]-methylene]-4-fluoro-1,3-dihydro-indol-2-one

3-[[4-(3-Dimethylamino-pyrrolidin-1-yl)-3-fluoro-phenylamino]-methylene]-4-fluoro-1,3-dihydro-indol-2-one

3-[[4-(2,6-Dimethyl-morpholin-4-yl)-3-fluoro-phenylamino]-methylene]-4-fluoro-1,3-dihydro-indol-2-one

3-[[4-(2,6-Dimethyl-morpholin-4-yl)-3-fluoro-phenylamino]-methylene]-4-fluoro-1,3-dihydro-indol-2-one

3-[[4-(Butyl-propyl-amino)-3-fluoro-phenylamino]-methylene]-4-fluoro-1,3-dihydro-indol-2-one

4-Fluoro-3-({3-fluoro-4-[(2-methoxy-ethyl)-propyl-amino]-phenylamino}-methylene)-1,3-dihydro-indol-2-one

1-{2-Fluoro-4-[(4-fluoro-2-oxo-1,2-dihydro-indol-3-ylidenemethyl)-amino]-phenyl}-piperidine-3-carboxylic acid amide

1-{2-Fluoro-4-[(4-fluoro-2-oxo-1,2-dihydro-indol-3-ylidenemethyl)-amino]-phenyl}-piperidine-4-carboxylic acid amide

3-[[4-(4-Acetyl-piperazin-1-yl)-3-fluoro-phenylamino]-methylene]-4-fluoro-1,3-dihydro-indol-2-one

4-Fluoro-3-[[3-fluoro-4-(4-isopropyl-piperazin-1-yl)-phenylamino]-methylene]-1,3-dihydro-indol-2-one

4-Fluoro-3-[[3-fluoro-4-(octahydro-isoquinolin-2-yl)-phenylamino]-methylene]-1,3-dihydro-indol-2-one

3-[[4-(4-Butyl-piperazin-1-yl)-3-fluoro-phenylamino]-methylene]-4-fluoro-1,3-dihydro-indol-2-one

3-[[4-(4-sec-Butyl-piperazin-1-yl)-3-fluoro-phenylamino]-methylene]-4-fluoro-1,3-dihydro-indol-2-one

3-[[4-(3-Diethylamino-pyrrolidin-1-yl)-3-fluoro-phenylamino]-methylene]-4-fluoro-1,3-dihydro-indol-2-one

3-([4-(1,4-Dioxo-8-aza-spiro[4.5]dec-8-yl)-3-fluoro-phenylamino]-methylene)-4-fluoro-1,3-dihydro-indol-2-one

4-Fluoro-3-([3-fluoro-4-[4-(2-methoxy-ethyl)-piperazin-1-yl]-phenylamino]-methylene)-1,3-dihydro-indol-2-one

4-Fluoro-3-([3-fluoro-4-(3-pyridin-2-yl-pyrrolidin-1-yl)-phenylamino]-methylene)-1,3-dihydro-indol-2-one

4-Fluoro-3-([3-fluoro-4-(3-pyridin-4-yl-pyrrolidin-1-yl)-phenylamino]-methylene)-1,3-dihydro-indol-2-one

4-Fluoro-3-([3-fluoro-4-(4-propyl-piperidin-1-yl)-phenylamino]-methylene)-1,3-dihydro-indol-2-one

4-Fluoro-3-([3-fluoro-4-(methyl-pyridin-3-ylmethyl-amino)-phenylamino]-methylene)-1,3-dihydro-indol-2-one

4-Fluoro-3-([3-fluoro-4-[methyl-(2-pyridin-2-yl-ethyl)-amino]-phenylamino]-methylene)-1,3-dihydro-indol-2-one

4-Fluoro-3-([3-fluoro-4-(4-pyrimidin-2-yl-piperazin-1-yl)-phenylamino]-methylene)-1,3-dihydro-indol-2-one

4-Fluoro-3-([3-fluoro-4-(2,3,5,6-tetrahydro-[1,2']bipyrazinyl-4-yl)-phenylamino]-methylene)-1,3-dihydro-indol-2-one

3-([4-([1,3]Dioxolan-2-ylmethyl-methyl-amino)-3-fluoro-phenylamino]-methylene)-4-fluoro-1,3-dihydro-indol-2-one

3-([4-([2-[1,3]Dioxolan-2-yl-ethyl)-methyl-amino]-3-fluoro-phenylamino]-methylene)-4-fluoro-1,3-dihydro-indol-2-one

4-Fluoro-3-([3-fluoro-4-(2-methoxy-ethylamino)-phenylamino]-methylene)-1,3-dihydro-indol-2-one

4-Fluoro-3-([3-fluoro-4-[(tetrahydro-furan-2-ylmethyl)-amino]-phenylamino]-methylene)-1,3-dihydro-indol-2-one

4-Fluoro-3-([3-fluoro-4-(tetrahydro-pyran-4-ylamino)-phenylamino]-methylene)-1,3-dihydro-indol-2-one

3-([4-(3-Dimethylamino-propylamino)-3-fluoro-phenylamino]-methylene)-4-fluoro-1,3-dihydro-indol-2-one

3-([4-(2-Dimethylamino-1-methyl-ethylamino)-3-fluoro-phenylamino]-methylene)-4-fluoro-1,3-dihydro-indol-2-one

4-Fluoro-3-([3-fluoro-4-(1-methoxymethyl-propylamino)-phenylamino]-methylene)-1,3-dihydro-indol-2-one

3-([4-(2-Diethylamino-ethylamino)-3-fluoro-phenylamino]-methylene)-4-fluoro-1,3-dihydro-indol-2-one

4-Fluoro-3-([3-fluoro-4-(2-pyridin-2-yl-ethylamino)-phenylamino]-methylene)-1,3-dihydro-indol-2-one

4-Fluoro-3-([3-fluoro-4-(2-pyridin-4-yl-ethylamino)-phenylamino]-methylene)-1,3-dihydro-indol-2-one

4-Fluoro-3-([3-fluoro-4-(2-morpholin-4-yl-ethylamino)-phenylamino]-methylene)-1,3-dihydro-indol-2-one

4-Fluoro-3-([3-fluoro-4-(3-morpholin-4-yl-propylamino)-phenylamino]-methylene)-1,3-dihydro-indol-2-one

4-Fluoro-3-({3-fluoro-4-[(pyridin-4-ylmethyl)-amino]-phenylamino}-methylene)-1,3-dihydro-indol-2-one

4-Fluoro-3-([3-fluoro-4-(2-piperidin-1-yl-ethylamino)-phenylamino]-methylene)-1,3-dihydro-indol-2-one

4-Fluoro-3-({3-fluoro-4-[3-(2-methyl-piperidin-1-yl)-propylamino]-phenylamino}-methylene)-1,3-dihydro-indol-2-one

4-Fluoro-3-([3-fluoro-4-(2-methoxy-1-methyl-ethylamino)-phenylamino]-methylene)-1,3-dihydro-indol-2-one

3-([4-(2-Dimethylamino-ethylamino)-3-fluoro-phenylamino]-methylene)-4-fluoro-1,3-dihydro-indol-2-one

3-([4-(3-Diethylamino-propylamino)-3-fluoro-phenylamino]-methylene)-4-fluoro-1,3-dihydro-indol-2-one

4-Fluoro-3-([3-fluoro-4-(3-imidazol-1-yl-propylamino)-phenylamino]-methylene)-1,3-dihydro-indol-2-one

3-([4-(2-Diisopropylamino-ethylamino)-3-fluoro-phenylamino]-methylene)-4-fluoro-1,3-dihydro-indol-2-one

3-([4-(1-Benzyl-pyrrolidin-3-ylamino)-3-fluoro-phenylamino]-methylene)-4-fluoro-1,3-dihydro-indol-2-one

4-Fluoro-3-({3-fluoro-4-[(5-methyl-pyrazin-2-ylmethyl)-amino]-phenylamino}-methylene)-1,3-dihydro-indol-2-one

3-([4-[(2,2-Dimethyl-[1,3]dioxolan-4-ylmethyl)-amino]-3-fluoro-phenylamino]-methylene)-4-fluoro-1,3-dihydro-indol-2-one

3-{2-Fluoro-4-[(4-fluoro-2-oxo-1,2-dihydro-indol-3-ylidenemethyl)-amino]-phenylamino}-pyrrolidine-1-carboxylic acid tert-butyl ester

4-Fluoro-3-([3-fluoro-4-(1,2,2,6,6-pentamethyl-piperidin-4-ylamino)-phenylamino]-methylene)-1,3-dihydro-indol-2-one

4-Fluoro-3-({3-fluoro-4-[(tetrahydro-pyran-4-ylmethyl)-amino]-phenylamino}-methylene)-1,3-dihydro-indol-2-one

4-Fluoro-3-[[3-fluoro-4-(2-hydroxy-ethylamino)-phenylamino]-methylene]-1,3-dihydro-indol-2-one

3-[[4-(2-Diethylamino-1-methyl-ethylamino)-3-fluoro-phenylamino]-methylene]-4-fluoro-1,3-dihydro-indol-2-one

3-[[4-(2,5-Dihydro-pyrrol-1-yl)-3-fluoro-phenylamino]-methylene]-5-fluoro-1,3-dihydro-indol-2-one

5-Fluoro-3-[(3-fluoro-4-pyrrolidin-1-yl-phenylamino)-methylene]-1,3-dihydro-indol-2-one

3-[(4-Diethylamino-3-fluoro-phenylamino)-methylene]-5-fluoro-1,3-dihydro-indol-2-one

1-{2-Fluoro-4-[(5-fluoro-2-oxo-1,2-dihydro-indol-3-ylidenemethyl)-amino]-phenyl}-piperidine-4-carboxylic acid methyl ester

5-Fluoro-3-({3-fluoro-4-[(2-methoxy-ethyl)-methyl-amino]-phenylamino}-methylene)-1,3-dihydro-indol-2-one

3-[[4-(3,6-Dihydro-2H-pyridin-1-yl)-3-fluoro-phenylamino]-methylene]-5-fluoro-1,3-dihydro-indol-2-one

5-Fluoro-3-[(3-fluoro-4-morpholin-4-yl-phenylamino)-methylene]-1,3-dihydro-indol-2-one

5-Fluoro-3-[[3-fluoro-4-(3-methyl-piperidin-1-yl)-phenylamino]-methylene]-1,3-dihydro-indol-2-one

5-Fluoro-3-[[3-fluoro-4-(4-methyl-piperidin-1-yl)-phenylamino]-methylene]-1,3-dihydro-indol-2-one

5-Fluoro-3-[[3-fluoro-4-(4-methyl-piperazin-1-yl)-phenylamino]-methylene]-1,3-dihydro-indol-2-one

3-[[4-(Butyl-ethyl-amino)-3-fluoro-phenylamino]-methylene]-5-fluoro-1,3-dihydro-indol-2-one

4-{2-Fluoro-4-[(5-fluoro-2-oxo-1,2-dihydro-indol-3-ylidenemethyl)-amino]-phenyl}-piperazine-1-carbaldehyde

3-[[4-(3,5-Dimethyl-piperazin-1-yl)-3-fluoro-phenylamino]-methylene]-5-fluoro-1,3-dihydro-indol-2-one

5-Fluoro-3-[[3-fluoro-4-(4-methyl-[1,4]diazepan-1-yl)-phenylamino]-methylene]-1,3-dihydro-indol-2-one

3-[[4-(4-Ethyl-piperazin-1-yl)-3-fluoro-phenylamino]-methylene]-5-fluoro-1,3-dihydro-indol-2-one

3-[[4-(3-Dimethylamino-pyrrolidin-1-yl)-3-fluoro-phenylamino]-methylene]-5-fluoro-1,3-dihydro-indol-2-one

3-[[4-(2,6-Dimethyl-morpholin-4-yl)-3-fluoro-phenylamino]-methylene]-5-fluoro-1,3-dihydro-indol-2-one

3-[[4-(2,6-Dimethyl-morpholin-4-yl)-3-fluoro-phenylamino]-methylene]-5-fluoro-1,3-dihydro-indol-2-one

5-Fluoro-3-({3-fluoro-4-[(2-methoxy-ethyl)-propyl-amino]-phenylamino}-methylene)-1,3-dihydro-indol-2-one

3-{[4-(1,3-Dihydro-isoindol-2-yl)-3-fluoro-phenylamino]-methylene}-5-fluoro-1,3-dihydro-indol-2-one

1-{2-Fluoro-4-[(5-fluoro-2-oxo-1,2-dihydro-indol-3-ylidenemethyl)-amino]-phenyl}-piperidine-3-carboxylic acid amide

1-{2-Fluoro-4-[(5-fluoro-2-oxo-1,2-dihydro-indol-3-ylidenemethyl)-amino]-phenyl}-piperidine-4-carboxylic acid amide

5-Fluoro-3-{[3-fluoro-4-(4-isopropyl-piperazin-1-yl)-phenylamino]-methylene}-1,3-dihydro-indol-2-one

5-Fluoro-3-{[3-fluoro-4-(octahydro-isoquinolin-2-yl)-phenylamino]-methylene}-1,3-dihydro-indol-2-one

5-Fluoro-3-{[3-fluoro-4-(octahydro-isoquinolin-2-yl)-phenylamino]-methylene}-1,3-dihydro-indol-2-one

3-{[4-(4-Acetyl-[1,4]diazepan-1-yl)-3-fluoro-phenylamino]-methylene}-5-fluoro-1,3-dihydro-indol-2-one

3-{[4-(4-Butyl-piperazin-1-yl)-3-fluoro-phenylamino]-methylene}-5-fluoro-1,3-dihydro-indol-2-one

3-{[4-(4-sec-Butyl-piperazin-1-yl)-3-fluoro-phenylamino]-methylene}-5-fluoro-1,3-dihydro-indol-2-one

3-{[4-(3-Diethylamino-pyrrolidin-1-yl)-3-fluoro-phenylamino]-methylene}-5-fluoro-1,3-dihydro-indol-2-one

3-{[4-(1,4-Dioxa-8-aza-spiro[4.5]dec-8-yl)-3-fluoro-phenylamino]-methylene}-5-fluoro-1,3-dihydro-indol-2-one

5-Fluoro-3-({3-fluoro-4-[4-(2-methoxy-ethyl)-piperazin-1-yl]-phenylamino}-methylene)-1,3-dihydro-indol-2-one

5-Fluoro-3-{[3-fluoro-4-(3-pyridin-2-yl-pyrrolidin-1-yl)-phenylamino]-methylene}-1,3-dihydro-indol-2-one

5-Fluoro-3-{[3-fluoro-4-(3-pyridin-4-yl-pyrrolidin-1-yl)-phenylamino]-methylene}-1,3-dihydro-indol-2-one

5-Fluoro-3-{[3-fluoro-4-(methyl-pyridin-3-ylmethyl-amino)-phenylamino]-methylene}-1,3-dihydro-indol-2-one

5-Fluoro-3-({3-fluoro-4-[methyl-(2-pyridin-2-yl-ethyl)-amino]-phenylamino}-methylene)-1,3-dihydro-indol-2-one

5-Fluoro-3-{[3-fluoro-4-(2,3,5,6-tetrahydro-[1,2']bipyrazinyl-4-yl)-phenylamino]-methylene}-1,3-dihydro-indol-2-one

3-{{4-([1,3]Dioxolan-2-ylmethyl-methyl-amino)-3-fluoro-phenylamino}-methylene}-5-fluoro-1,3-dihydro-indol-2-one

3-{{4-[(2-[1,3]Dioxolan-2-yl-ethyl)-methyl-amino]-3-fluoro-phenylamino}-methylene}-5-fluoro-1,3-dihydro-indol-2-one

N-(1-{2-Fluoro-4-[(5-fluoro-2-oxo-1,2-dihydro-indol-3-ylidenemethyl)-amino]-phenyl}-pyrrolidin-3-yl)-N-methyl-acetamide

5-Fluoro-3-{{3-fluoro-4-(2-methoxy-ethylamino)-phenylamino}-methylene}-1,3-dihydro-indol-2-one

5-Fluoro-3-{{3-fluoro-4-[(tetrahydro-furan-2-ylmethyl)-amino]-phenylamino}-methylene}-1,3-dihydro-indol-2-one

5-Fluoro-3-{{3-fluoro-4-(tetrahydro-pyran-4-ylamino)-phenylamino}-methylene}-1,3-dihydro-indol-2-one

5-Fluoro-3-{{3-fluoro-4-(tetrahydro-pyran-4-ylamino)-phenylamino}-methylene}-1,3-dihydro-indol-2-one

3-{{4-(2-Dimethylamino-1-methyl-ethylamino)-3-fluoro-phenylamino}-methylene}-5-fluoro-1,3-dihydro-indol-2-one

5-Fluoro-3-{{3-fluoro-4-(1-methoxymethyl-propylamino)-phenylamino}-methylene}-1,3-dihydro-indol-2-one

3-{{4-(2-Diethylamino-ethylamino)-3-fluoro-phenylamino}-methylene}-5-fluoro-1,3-dihydro-indol-2-one

5-Fluoro-3-{{3-fluoro-4-(2-pyridin-4-yl-ethylamino)-phenylamino}-methylene}-1,3-dihydro-indol-2-one

5-Fluoro-3-{{3-fluoro-4-(2-pyridin-3-yl-ethylamino)-phenylamino}-methylene}-1,3-dihydro-indol-2-one

5-Fluoro-3-{{3-fluoro-4-(3-morpholin-4-yl-propylamino)-phenylamino}-methylene}-1,3-dihydro-indol-2-one

5-Fluoro-3-{{3-fluoro-4-[3-(2-methyl-piperidin-1-yl)-propylamino]-phenylamino}-methylene}-1,3-dihydro-indol-2-one

5-Fluoro-3-{{3-fluoro-4-(2-methoxy-1-methyl-ethylamino)-phenylamino}-methylene}-1,3-dihydro-indol-2-one

3-{{4-(3-Diethylamino-propylamino)-3-fluoro-phenylamino}-methylene}-5-fluoro-1,3-dihydro-indol-2-one

5-Fluoro-3-{{3-fluoro-4-(3-imidazol-1-yl-propylamino)-phenylamino}-methylene}-1,3-dihydro-indol-2-one

3-{{4-(1-Benzyl-pyrrolidin-3-ylamino)-3-fluoro-phenylamino}-methylene}-5-fluoro-1,3-dihydro-indol-2-one

5-Fluoro-3-({3-fluoro-4-[(5-methyl-pyrazin-2-ylmethyl)-amino]-phenylamino}-methylene)-1,3-dihydro-indol-2-one

3-({4-[(2,2-Dimethyl-[1,3]dioxolan-4-ylmethyl)-amino]-3-fluoro-phenylamino}-methylene)-5-fluoro-1,3-dihydro-indol-2-one

3-{2-Fluoro-4-[(5-fluoro-2-oxo-1,2-dihydro-indol-3-ylidenemethyl)-amino]-phenylamino}-pyrrolidine-1-carboxylic acid tert-butyl ester

5-Fluoro-3-[[3-fluoro-4-(1,2,2,6,6-pentamethyl-piperidin-4-ylamino)-phenylamino]-methylene]-1,3-dihydro-indol-2-one

5-Fluoro-3-({3-fluoro-4-[(tetrahydro-pyran-4-ylmethyl)-amino]-phenylamino}-methylene)-1,3-dihydro-indol-2-one

5-Fluoro-3-[[3-fluoro-4-(2-hydroxy-ethylamino)-phenylamino]-methylene]-1,3-dihydro-indol-2-one

3-[[4-(2-Diethylamino-1-methyl-ethylamino)-3-fluoro-phenylamino]-methylene]-5-fluoro-1,3-dihydro-indol-2-one

3-[[4-(2,5-Dihydro-pyrrol-1-yl)-3-fluoro-phenylamino]-methylene]-6-fluoro-1,3-dihydro-indol-2-one

6-Fluoro-3-[[3-fluoro-4-pyrrolidin-1-yl-phenylamino]-methylene]-1,3-dihydro-indol-2-one

3-[[4-Diethylamino-3-fluoro-phenylamino]-methylene]-6-fluoro-1,3-dihydro-indol-2-one

1-{2-Fluoro-4-[(6-fluoro-2-oxo-1,2-dihydro-indol-3-ylidenemethyl)-amino]-phenyl}-piperidine-4-carboxylic acid methyl ester

6-Fluoro-3-({3-fluoro-4-[(2-methoxy-ethyl)-methyl-amino]-phenylamino}-methylene)-1,3-dihydro-indol-2-one

3-[[4-(3,6-Dihydro-2H-pyridin-1-yl)-3-fluoro-phenylamino]-methylene]-6-fluoro-1,3-dihydro-indol-2-one

6-Fluoro-3-[[3-fluoro-4-morpholin-4-yl-phenylamino]-methylene]-1,3-dihydro-indol-2-one

6-Fluoro-3-[[3-fluoro-4-(3-methyl-piperidin-1-yl)-phenylamino]-methylene]-1,3-dihydro-indol-2-one

6-Fluoro-3-[[3-fluoro-4-(4-methyl-piperidin-1-yl)-phenylamino]-methylene]-1,3-dihydro-indol-2-one

6-Fluoro-3-[[3-fluoro-4-(3-oxo-piperazin-1-yl)-phenylamino]-methylene]-1,3-dihydro-indol-2-one

6-Fluoro-3-[[3-fluoro-4-(4-methyl-piperazin-1-yl)-phenylamino]-methylene]-1,3-dihydro-indol-2-one

3-[[4-Dipropylamino-3-fluoro-phenylamino]-methylene]-6-fluoro-1,3-dihydro-indol-2-one

3-[[4-(Butyl-ethyl-amino)-3-fluoro-phenylamino]-methylene]-6-fluoro-1,3-dihydro-indol-2-one

3-({4-[Ethyl-(2-methoxy-ethyl)-amino]-3-fluoro-phenylamino}-methylene)-6-fluoro-1,3-dihydro-indol-2-one

6-Fluoro-3-[[3-fluoro-4-thiomorpholin-4-yl-phenylamino]-methylene]-1,3-dihydro-indol-2-one

3-{{4-(Cyclopropylmethyl-propyl-amino)-3-fluoro-phenylamino}-methylene}-6-fluoro-1,3-dihydro-indol-2-one

4-{2-Fluoro-4-[(6-fluoro-2-oxo-1,2-dihydro-indol-3-ylidenemethyl)-amino]-phenyl}-piperazine-1-carbaldehyde

6-Fluoro-3-{{3-fluoro-4-(5-oxo-[1,4]diazepan-1-yl)-phenylamino}-methylene}-1,3-dihydro-indol-2-one

3-{{4-(3,5-Dimethyl-piperazin-1-yl)-3-fluoro-phenylamino}-methylene}-6-fluoro-1,3-dihydro-indol-2-one

3-{{4-(4-Ethyl-piperazin-1-yl)-3-fluoro-phenylamino}-methylene}-6-fluoro-1,3-dihydro-indol-2-one

3-{{4-(3-Dimethylamino-pyrrolidin-1-yl)-3-fluoro-phenylamino}-methylene}-6-fluoro-1,3-dihydro-indol-2-one

3-{{4-(Butyl-propyl-amino)-3-fluoro-phenylamino}-methylene}-6-fluoro-1,3-dihydro-indol-2-one

6-Fluoro-3-{{3-fluoro-4-[(2-methoxy-ethyl)-propyl-amino]-phenylamino}-methylene}-1,3-dihydro-indol-2-one

3-{{4-(1,3-Dihydro-isoindol-2-yl)-3-fluoro-phenylamino}-methylene}-6-fluoro-1,3-dihydro-indol-2-one

1-{2-Fluoro-4-[(6-fluoro-2-oxo-1,2-dihydro-indol-3-ylidenemethyl)-amino]-phenyl}-piperidine-3-carboxylic acid amide

1-{2-Fluoro-4-[(6-fluoro-2-oxo-1,2-dihydro-indol-3-ylidenemethyl)-amino]-phenyl}-piperidine-4-carboxylic acid amide

6-Fluoro-3-{{3-fluoro-4-(4-isopropyl-piperazin-1-yl)-phenylamino}-methylene}-1,3-dihydro-indol-2-one

6-Fluoro-3-{{3-fluoro-4-(octahydro-isoquinolin-2-yl)-phenylamino}-methylene}-1,3-dihydro-indol-2-one

3-{{4-(4-Butyl-piperazin-1-yl)-3-fluoro-phenylamino}-methylene}-6-fluoro-1,3-dihydro-indol-2-one

3-{{4-(4-sec-Butyl-piperazin-1-yl)-3-fluoro-phenylamino}-methylene}-6-fluoro-1,3-dihydro-indol-2-one

3-{{4-(3-Diethylamino-pyrrolidin-1-yl)-3-fluoro-phenylamino}-methylene}-6-fluoro-1,3-dihydro-indol-2-one

3-{{4-(1,4-Dioxa-8-aza-spiro[4.5]dec-8-yl)-3-fluoro-phenylamino}-methylene}-6-fluoro-1,3-dihydro-indol-2-one

6-Fluoro-3-{{3-fluoro-4-[4-(2-methoxy-ethyl)-piperazin-1-yl]-phenylamino}-methylene}-1,3-dihydro-indol-2-one

6-Fluoro-3-{{3-fluoro-4-(3-pyridin-2-yl-pyrrolidin-1-yl)-phenylamino}-methylene}-1,3-

dihydro-indol-2-one

6-Fluoro-3-{{3-fluoro-4-(3-pyridin-4-yl-pyrrolidin-1-yl)-phenylamino}-methylene}-1,3-dihydro-indol-2-one

6-Fluoro-3-{{3-fluoro-4-(4-propyl-piperidin-1-yl)-phenylamino}-methylene}-1,3-dihydro-indol-2-one

6-Fluoro-3-{{3-fluoro-4-(methyl-pyridin-3-ylmethyl-amino)-phenylamino}-methylene}-1,3-dihydro-indol-2-one

6-Fluoro-3-{{3-fluoro-4-(4-pyrimidin-2-yl-piperazin-1-yl)-phenylamino}-methylene}-1,3-dihydro-indol-2-one

6-Fluoro-3-{{3-fluoro-4-(2,3,5,6-tetrahydro-[1,2']bipyrazinyl-4-yl)-phenylamino}-methylene}-1,3-dihydro-indol-2-one

3-{{4-([1,3]Dioxolan-2-ylmethyl-methyl-amino)-3-fluoro-phenylamino}-methylene}-6-fluoro-1,3-dihydro-indol-2-one

3-{{4-[(2-[1,3]Dioxolan-2-yl-ethyl)-methyl-amino]-3-fluoro-phenylamino}-methylene}-6-fluoro-1,3-dihydro-indol-2-one

N-(1-{2-Fluoro-4-[(6-fluoro-2-oxo-1,2-dihydro-indol-3-ylidenemethyl)-amino]-phenyl}-pyrrolidin-3-yl)-N-methyl-acetamide

6-Fluoro-3-{{3-fluoro-4-(2-methoxy-ethylamino)-phenylamino}-methylene}-1,3-dihydro-indol-2-one

6-Fluoro-3-{{3-fluoro-4-[(tetrahydro-furan-2-ylmethyl)-amino]-phenylamino}-methylene}-1,3-dihydro-indol-2-one

6-Fluoro-3-{{3-fluoro-4-(tetrahydro-pyran-4-ylamino)-phenylamino}-methylene}-1,3-dihydro-indol-2-one

3-{{4-(3-Dimethylamino-propylamino)-3-fluoro-phenylamino}-methylene}-6-fluoro-1,3-dihydro-indol-2-one

3-{{4-(2-Dimethylamino-1-methyl-ethylamino)-3-fluoro-phenylamino}-methylene}-6-fluoro-1,3-dihydro-indol-2-one

6-Fluoro-3-{{3-fluoro-4-(1-methoxymethyl-propylamino)-phenylamino}-methylene}-1,3-dihydro-indol-2-one

6-Fluoro-3-{{3-fluoro-4-(2-pyridin-2-yl-ethylamino)-phenylamino}-methylene}-1,3-dihydro-indol-2-one

6-Fluoro-3-{{3-fluoro-4-(2-pyridin-4-yl-ethylamino)-phenylamino}-methylene}-1,3-dihydro-indol-2-one

6-Fluoro-3-{{3-fluoro-4-(2-pyridin-3-yl-ethylamino)-phenylamino}-methylene}-1,3-dihydro-indol-2-one

6-Fluoro-3-{{3-fluoro-4-(2-morpholin-4-yl-ethylamino)-phenylamino}-methylene}-1,3-dihydro-

indol-2-one

6-Fluoro-3-{{3-fluoro-4-(3-morpholin-4-yl-propylamino)-phenylamino}-methylene}-1,3-dihydro-indol-2-one

6-Fluoro-3-{{3-fluoro-4-[(pyridin-3-ylmethyl)-amino]-phenylamino}-methylene}-1,3-dihydro-indol-2-one

6-Fluoro-3-{{3-fluoro-4-(2-piperidin-1-yl-ethylamino)-phenylamino}-methylene}-1,3-dihydro-indol-2-one

6-Fluoro-3-{{3-fluoro-4-(2-methoxy-1-methyl-ethylamino)-phenylamino}-methylene}-1,3-dihydro-indol-2-one

3-{{4-(2-Dimethylamino-ethylamino)-3-fluoro-phenylamino}-methylene}-6-fluoro-1,3-dihydro-indol-2-one

3-{{4-(3-Diethylamino-propylamino)-3-fluoro-phenylamino}-methylene}-6-fluoro-1,3-dihydro-indol-2-one

3-{{4-(2-Diisopropylamino-ethylamino)-3-fluoro-phenylamino}-methylene}-6-fluoro-1,3-dihydro-indol-2-one

3-{{4-(1-Benzyl-pyrrolidin-3-ylamino)-3-fluoro-phenylamino}-methylene}-6-fluoro-1,3-dihydro-indol-2-one

6-Fluoro-3-{{3-fluoro-4-[(5-methyl-pyrazin-2-ylmethyl)-amino]-phenylamino}-methylene}-1,3-dihydro-indol-2-one

3-{{4-[(2,2-Dimethyl-[1,3]dioxolan-4-ylmethyl)-amino]-3-fluoro-phenylamino}-methylene}-6-fluoro-1,3-dihydro-indol-2-one

3-{2-Fluoro-4-[(6-fluoro-2-oxo-1,2-dihydro-indol-3-ylidenemethyl)-amino]-phenylamino}-pyrrolidine-1-carboxylic acid tert-butyl ester

6-Fluoro-3-{{3-fluoro-4-(1,2,2,6,6-pentamethyl-piperidin-4-ylamino)-phenylamino}-methylene}-1,3-dihydro-indol-2-one

6-Fluoro-3-{{3-fluoro-4-[(tetrahydro-pyran-4-ylmethyl)-amino]-phenylamino}-methylene}-1,3-dihydro-indol-2-one

6-Fluoro-3-{{3-fluoro-4-(2-hydroxy-ethylamino)-phenylamino}-methylene}-1,3-dihydro-indol-2-one

3-{{4-(2-Diethylamino-1-methyl-ethylamino)-3-fluoro-phenylamino}-methylene}-6-fluoro-1,3-dihydro-indol-2-one

3-[(3-Methyl-4-pyrrolidin-1-yl-phenylamino)-methylene]-1,3-dihydro-indol-2-one

3-{{4-[(2-Methoxy-ethyl)-methyl-amino]-3-methyl-phenylamino}-methylene}-1,3-dihydro-indol-2-one

3-[(4-Azocan-1-yl-3-methyl-phenylamino)-methylene]-1,3-dihydro-indol-2-one

3-{{3-Methyl-4-(5-oxo-[1,4]diazepan-1-yl)-phenylamino}-methylene}-1,3-dihydro-indol-2-one

1-{2-Methyl-4-[(2-oxo-1,2-dihydro-indol-3-ylidenemethyl)-amino]-phenyl}-piperidine-4-carboxylic acid amide

3-{[4-(4-Isopropyl-piperazin-1-yl)-3-methyl-phenylamino]-methylene}-1,3-dihydro-indol-2-one

3-{[3-Methyl-4-(octahydro-isoquinolin-2-yl)-phenylamino]-methylene}-1,3-dihydro-indol-2-one

3-{[4-(3-Diethylamino-pyrrolidin-1-yl)-3-methyl-phenylamino]-methylene}-1,3-dihydro-indol-2-one

3-{[4-(3-Dimethylamino-propylamino)-3-methyl-phenylamino]-methylene}-1,3-dihydro-indol-2-one

3-{[4-(1-Methoxymethyl-propylamino)-3-methyl-phenylamino]-methylene}-1,3-dihydro-indol-2-one

3-{[4-(2-Diethylamino-ethylamino)-3-methyl-phenylamino]-methylene}-1,3-dihydro-indol-2-one

3-{[3-Methyl-4-(2-morpholin-4-yl-ethylamino)-phenylamino]-methylene}-1,3-dihydro-indol-2-one

3-{[3-Methyl-4-(3-morpholin-4-yl-propylamino)-phenylamino]-methylene}-1,3-dihydro-indol-2-one

3-{[4-(2-Dimethylamino-ethylamino)-3-methyl-phenylamino]-methylene}-1,3-dihydro-indol-2-one

3-{[4-(3-Diethylamino-propylamino)-3-methyl-phenylamino]-methylene}-1,3-dihydro-indol-2-one

3-{[4-(2-Diisopropylamino-ethylamino)-3-methyl-phenylamino]-methylene}-1,3-dihydro-indol-2-one

3-({3-Methyl-4-[(5-methyl-pyrazin-2-ylmethyl)-amino]-phenylamino}-methylene)-1,3-dihydro-indol-2-one

3-{[3-Methyl-4-(1,2,2,6,6-pentamethyl-piperidin-4-ylamino)-phenylamino]-methylene}-1,3-dihydro-indol-2-one

3-({3-Methyl-4-[(tetrahydro-pyran-4-ylmethyl)-amino]-phenylamino}-methylene)-1,3-dihydro-indol-2-one

4-Methyl-3-{[3-methyl-4-(3-methyl-piperidin-1-yl)-phenylamino]-methylene}-1,3-dihydro-indol-2-one

3-{[4-Azocan-1-yl-3-methyl-phenylamino]-methylene}-4-methyl-1,3-dihydro-indol-2-one

4-Methyl-3-{[3-methyl-4-(3-pyridin-2-yl-pyrrolidin-1-yl)-phenylamino]-methylene}-1,3-dihydro-indol-2-one

4-Methyl-3-({3-methyl-4-[methyl-(2-pyridin-2-yl-ethyl)-amino]-phenylamino}-methylene)-1,3-dihydro-indol-2-one

3-({4-[(2-[1,3]Dioxolan-2-yl-ethyl)-methyl-amino]-3-methyl-phenylamino}-methylene)-4-methyl-1,3-dihydro-indol-2-one

N-Methyl-N-(1-{2-methyl-4-[(4-methyl-2-oxo-1,2-dihydro-indol-3-ylidenemethyl)-amino]-phenyl}-pyrrolidin-3-yl)-acetamide

3-{[4-(3-Dimethylamino-propylamino)-3-methyl-phenylamino]-methylene}-4-methyl-1,3-dihydro-indol-2-one

3-{{4-(2-Dimethylamino-1-methyl-ethylamino)-3-methyl-phenylamino}-methylene}-4-methyl-1,3-dihydro-indol-2-one

3-{{4-(1-Methoxymethyl-propylamino)-3-methyl-phenylamino}-methylene}-4-methyl-1,3-dihydro-indol-2-one

3-{{4-(2-Diethylamino-ethylamino)-3-methyl-phenylamino}-methylene}-4-methyl-1,3-dihydro-indol-2-one

4-Methyl-3-{{3-methyl-4-(2-pyridin-2-yl-ethylamino)-phenylamino}-methylene}-1,3-dihydro-indol-2-one

4-Methyl-3-{{3-methyl-4-(2-pyridin-4-yl-ethylamino)-phenylamino}-methylene}-1,3-dihydro-indol-2-one

4-Methyl-3-{{3-methyl-4-(2-morpholin-4-yl-ethylamino)-phenylamino}-methylene}-1,3-dihydro-indol-2-one

4-Methyl-3-{{3-methyl-4-(3-morpholin-4-yl-propylamino)-phenylamino}-methylene}-1,3-dihydro-indol-2-one

4-Methyl-3-{{3-methyl-4-(2-piperidin-1-yl-ethylamino)-phenylamino}-methylene}-1,3-dihydro-indol-2-one

3-{{4-(2-Methoxy-1-methyl-ethylamino)-3-methyl-phenylamino}-methylene}-4-methyl-1,3-dihydro-indol-2-one

3-{{4-(2-Dimethylamino-ethylamino)-3-methyl-phenylamino}-methylene}-4-methyl-1,3-dihydro-indol-2-one

3-{{4-(3-Diethylamino-propylamino)-3-methyl-phenylamino}-methylene}-4-methyl-1,3-dihydro-indol-2-one

3-{{4-(3-Imidazol-1-yl-propylamino)-3-methyl-phenylamino}-methylene}-4-methyl-1,3-dihydro-indol-2-one

3-{{4-(2-Diisopropylamino-ethylamino)-3-methyl-phenylamino}-methylene}-4-methyl-1,3-dihydro-indol-2-one

4-Methyl-3-{{3-methyl-4-[(tetrahydro-pyran-4-ylmethyl)-amino]-phenylamino}-methylene}-1,3-dihydro-indol-2-one

4-Fluoro-3-{{3-methyl-4-pyrrolidin-1-yl-phenylamino}-methylene}-1,3-dihydro-indol-2-one

1-{4-[(4-Fluoro-2-oxo-1,2-dihydro-indol-3-ylidenemethyl)-amino]-2-methyl-phenyl}-piperidine-4-carboxylic acid methyl ester

4-Fluoro-3-{{3-methyl-4-(3-methyl-piperidin-1-yl)-phenylamino}-methylene}-1,3-dihydro-indol-2-one

4-Fluoro-3-{{3-methyl-4-(4-methyl-piperidin-1-yl)-phenylamino}-methylene}-1,3-dihydro-indol-2-one

3-{{4-Azepan-1-yl-3-methyl-phenylamino}-methylene}-4-fluoro-1,3-dihydro-indol-2-one

3-[(4-Dipropylamino-3-methyl-phenylamino)-methylene]-4-fluoro-1,3-dihydro-indol-2-one

3-({4-[Ethyl-(2-methoxy-ethyl)-amino]-3-methyl-phenylamino}-methylene)-4-fluoro-1,3-dihydro-indol-2-one

3-[[4-(3,5-Dimethyl-piperidin-1-yl)-3-methyl-phenylamino]-methylene]-4-fluoro-1,3-dihydro-indol-2-one

4-{4-[(4-Fluoro-2-oxo-1,2-dihydro-indol-3-ylidenemethyl)-amino]-2-methyl-phenyl}-piperazine-1-carbaldehyde

3-[[4-(3-Dimethylamino-pyrrolidin-1-yl)-3-methyl-phenylamino]-methylene]-4-fluoro-1,3-dihydro-indol-2-one

3-[[4-(2,6-Dimethyl-morpholin-4-yl)-3-methyl-phenylamino]-methylene]-4-fluoro-1,3-dihydro-indol-2-one

4-Fluoro-3-({4-[(2-methoxy-ethyl)-propyl-amino]-3-methyl-phenylamino}-methylene)-1,3-dihydro-indol-2-one

1-{4-[(4-Fluoro-2-oxo-1,2-dihydro-indol-3-ylidenemethyl)-amino]-2-methyl-phenyl}-piperidine-3-carboxylic acid amide

1-{4-[(4-Fluoro-2-oxo-1,2-dihydro-indol-3-ylidenemethyl)-amino]-2-methyl-phenyl}-piperidine-4-carboxylic acid amide

4-Fluoro-3-[[4-(4-isopropyl-piperazin-1-yl)-3-methyl-phenylamino]-methylene]-1,3-dihydro-indol-2-one

3-[[4-(4-sec-Butyl-piperazin-1-yl)-3-methyl-phenylamino]-methylene]-4-fluoro-1,3-dihydro-indol-2-one

3-[[4-(1,4-Dioxo-8-aza-spiro[4.5]dec-8-yl)-3-methyl-phenylamino]-methylene]-4-fluoro-1,3-dihydro-indol-2-one

4-Fluoro-3-[[3-methyl-4-(3-pyridin-2-yl-pyrrolidin-1-yl)-phenylamino]-methylene]-1,3-dihydro-indol-2-one

4-Fluoro-3-[[3-methyl-4-(3-pyridin-4-yl-pyrrolidin-1-yl)-phenylamino]-methylene]-1,3-dihydro-indol-2-one

4-Fluoro-3-[[3-methyl-4-(4-propyl-piperidin-1-yl)-phenylamino]-methylene]-1,3-dihydro-indol-2-one

4-Fluoro-3-[[3-methyl-4-(2,3,5,6-tetrahydro-[1,2']bipyrazinyl-4-yl)-phenylamino]-methylene]-1,3-dihydro-indol-2-one

3-[[4-([1,3]Dioxolan-2-ylmethyl-methyl-amino)-3-methyl-phenylamino]-methylene]-4-fluoro-1,3-dihydro-indol-2-one

3-({4-[(2-[1,3]Dioxolan-2-yl-ethyl)-methyl-amino]-3-methyl-phenylamino}-methylene)-4-fluoro-1,3-dihydro-indol-2-one

4-Fluoro-3-[[4-(2-methoxy-ethylamino)-3-methyl-phenylamino]-methylene]-1,3-dihydro-indol-2-one

4-Fluoro-3-{{3-methyl-4-(tetrahydro-pyran-4-ylamino)-phenylamino}-methylene}-1,3-dihydro-indol-2-one

3-{{4-(3-Dimethylamino-propylamino)-3-methyl-phenylamino}-methylene}-4-fluoro-1,3-dihydro-indol-2-one

4-Fluoro-3-{{4-(1-methoxymethyl-propylamino)-3-methyl-phenylamino}-methylene}-1,3-dihydro-indol-2-one

3-{{4-(2-Diethylamino-ethylamino)-3-methyl-phenylamino}-methylene}-4-fluoro-1,3-dihydro-indol-2-one

4-Fluoro-3-{{3-methyl-4-(2-pyridin-2-yl-ethylamino)-phenylamino}-methylene}-1,3-dihydro-indol-2-one

4-Fluoro-3-{{3-methyl-4-(2-pyridin-4-yl-ethylamino)-phenylamino}-methylene}-1,3-dihydro-indol-2-one

4-Fluoro-3-{{3-methyl-4-(2-pyridin-3-yl-ethylamino)-phenylamino}-methylene}-1,3-dihydro-indol-2-one

4-Fluoro-3-{{3-methyl-4-(3-morpholin-4-yl-propylamino)-phenylamino}-methylene}-1,3-dihydro-indol-2-one

4-Fluoro-3-{{3-methyl-4-[(pyridin-2-ylmethyl)-amino]-phenylamino}-methylene}-1,3-dihydro-indol-2-one

4-Fluoro-3-{{3-methyl-4-[(pyridin-3-ylmethyl)-amino]-phenylamino}-methylene}-1,3-dihydro-indol-2-one

4-Fluoro-3-{{3-methyl-4-(2-piperidin-1-yl-ethylamino)-phenylamino}-methylene}-1,3-dihydro-indol-2-one

4-Fluoro-3-{{3-methyl-4-[3-(2-methyl-piperidin-1-yl)-propylamino]-phenylamino}-methylene}-1,3-dihydro-indol-2-one

4-Fluoro-3-{{4-(2-methoxy-1-methyl-ethylamino)-3-methyl-phenylamino}-methylene}-1,3-dihydro-indol-2-one

3-{{4-(3-Diethylamino-propylamino)-3-methyl-phenylamino}-methylene}-4-fluoro-1,3-dihydro-indol-2-one

4-Fluoro-3-{{4-[2-(1H-imidazol-4-yl)-ethylamino]-3-methyl-phenylamino}-methylene}-1,3-dihydro-indol-2-one

3-{{4-(2-Diisopropylamino-ethylamino)-3-methyl-phenylamino}-methylene}-4-fluoro-1,3-dihydro-indol-2-one

4-Fluoro-3-{{3-methyl-4-[(5-methyl-pyrazin-2-ylmethyl)-amino]-phenylamino}-methylene}-1,3-dihydro-indol-2-one

3-{{4-[(2,2-Dimethyl-[1,3]dioxolan-4-ylmethyl)-amino]-3-methyl-phenylamino}-methylene}-4-fluoro-1,3-dihydro-indol-2-one

3-{4-[(4-Fluoro-2-oxo-1,2-dihydro-indol-3-ylidenemethyl)-amino]-2-methyl-phenylamino}-pyrrolidine-1-carboxylic acid tert-butyl ester

4-Fluoro-3-{[3-methyl-4-(1,2,2,6,6-pentamethyl-piperidin-4-ylamino)-phenylamino]-methylene}-1,3-dihydro-indol-2-one

4-Fluoro-3-{[3-methyl-4-[(tetrahydro-pyran-4-ylmethyl)-amino]-phenylamino]-methylene}-1,3-dihydro-indol-2-one

4-Fluoro-3-{[4-(2-hydroxy-ethylamino)-3-methyl-phenylamino]-methylene}-1,3-dihydro-indol-2-one

3-{[4-(2-Diethylamino-1-methyl-ethylamino)-3-methyl-phenylamino]-methylene}-4-fluoro-1,3-dihydro-indol-2-one

5-Fluoro-3-{[3-methyl-4-pyrrolidin-1-yl-phenylamino]-methylene}-1,3-dihydro-indol-2-one

1-{4-[(5-Fluoro-2-oxo-1,2-dihydro-indol-3-ylidenemethyl)-amino]-2-methyl-phenyl}-piperidine-4-carboxylic acid methyl ester

5-Fluoro-3-{[3-methyl-4-(4-methyl-piperidin-1-yl)-phenylamino]-methylene}-1,3-dihydro-indol-2-one

3-{[4-Azocan-1-yl-3-methyl-phenylamino]-methylene}-5-fluoro-1,3-dihydro-indol-2-one

3-{[4-(3,5-Dimethyl-piperidin-1-yl)-3-methyl-phenylamino]-methylene}-5-fluoro-1,3-dihydro-indol-2-one

4-{4-[(5-Fluoro-2-oxo-1,2-dihydro-indol-3-ylidenemethyl)-amino]-2-methyl-phenyl}-piperazine-1-carbaldehyde

3-{[4-(3-Dimethylamino-pyrrolidin-1-yl)-3-methyl-phenylamino]-methylene}-5-fluoro-1,3-dihydro-indol-2-one

1-{4-[(5-Fluoro-2-oxo-1,2-dihydro-indol-3-ylidenemethyl)-amino]-2-methyl-phenyl}-piperidine-3-carboxylic acid amide

1-{4-[(5-Fluoro-2-oxo-1,2-dihydro-indol-3-ylidenemethyl)-amino]-2-methyl-phenyl}-piperidine-4-carboxylic acid amide

5-Fluoro-3-{[3-methyl-4-(octahydro-isoquinolin-2-yl)-phenylamino]-methylene}-1,3-dihydro-indol-2-one

3-{[4-(4-Butyl-piperazin-1-yl)-3-methyl-phenylamino]-methylene}-5-fluoro-1,3-dihydro-indol-2-one

3-{[4-(4-sec-Butyl-piperazin-1-yl)-3-methyl-phenylamino]-methylene}-5-fluoro-1,3-dihydro-indol-2-one

3-{[4-(3-Diethylamino-pyrrolidin-1-yl)-3-methyl-phenylamino]-methylene}-5-fluoro-1,3-dihydro-indol-2-one

5-Fluoro-3-{[3-methyl-4-(3-pyridin-2-yl-pyrrolidin-1-yl)-phenylamino]-methylene}-1,3-dihydro-indol-2-one

5-Fluoro-3-{[3-methyl-4-(3-pyridin-4-yl-pyrrolidin-1-yl)-phenylamino]-methylene}-1,3-

dihydro-indol-2-one

5-Fluoro-3-{{[3-methyl-4-(4-propyl-piperidin-1-yl)-phenylamino]-methylene}-1,3-dihydro-indol-2-one

3-{{[4-(3-Dimethylamino-propylamino)-3-methyl-phenylamino]-methylene}-5-fluoro-1,3-dihydro-indol-2-one

3-{{[4-(2-Dimethylamino-1-methyl-ethylamino)-3-methyl-phenylamino]-methylene}-5-fluoro-1,3-dihydro-indol-2-one

5-Fluoro-3-{{[4-(1-methoxymethyl-propylamino)-3-methyl-phenylamino]-methylene}-1,3-dihydro-indol-2-one

3-{{[4-(2-Diethylamino-ethylamino)-3-methyl-phenylamino]-methylene}-5-fluoro-1,3-dihydro-indol-2-one

5-Fluoro-3-{{[3-methyl-4-(2-pyridin-4-yl-ethylamino)-phenylamino]-methylene}-1,3-dihydro-indol-2-one

5-Fluoro-3-{{[3-methyl-4-(2-pyridin-3-yl-ethylamino)-phenylamino]-methylene}-1,3-dihydro-indol-2-one

5-Fluoro-3-{{[3-methyl-4-(2-morpholin-4-yl-ethylamino)-phenylamino]-methylene}-1,3-dihydro-indol-2-one

5-Fluoro-3-{{[3-methyl-4-(3-morpholin-4-yl-propylamino)-phenylamino]-methylene}-1,3-dihydro-indol-2-one

5-Fluoro-3-{{[3-methyl-4-[(pyridin-4-ylmethyl)-amino]-phenylamino]-methylene}-1,3-dihydro-indol-2-one

5-Fluoro-3-{{[3-methyl-4-(2-piperidin-1-yl-ethylamino)-phenylamino]-methylene}-1,3-dihydro-indol-2-one

5-Fluoro-3-{{[3-methyl-4-[3-(2-methyl-piperidin-1-yl)-propylamino]-phenylamino]-methylene}-1,3-dihydro-indol-2-one

5-Fluoro-3-{{[4-(2-methoxy-1-methyl-ethylamino)-3-methyl-phenylamino]-methylene}-1,3-dihydro-indol-2-one

3-{{[4-(2-Dimethylamino-ethylamino)-3-methyl-phenylamino]-methylene}-5-fluoro-1,3-dihydro-indol-2-one

3-{{[4-(3-Diethylamino-propylamino)-3-methyl-phenylamino]-methylene}-5-fluoro-1,3-dihydro-indol-2-one

5-Fluoro-3-{{[4-(3-imidazol-1-yl-propylamino)-3-methyl-phenylamino]-methylene}-1,3-dihydro-indol-2-one

5-Fluoro-3-{{[4-[2-(1H-imidazol-4-yl)-ethylamino]-3-methyl-phenylamino]-methylene}-1,3-dihydro-indol-2-one

3-{{[4-(2-Diisopropylamino-ethylamino)-3-methyl-phenylamino]-methylene}-5-fluoro-

1,3-dihydro-indol-2-one

3-{{4-(1-Benzyl-pyrrolidin-3-ylamino)-3-methyl-phenylamino}-methylene}-5-fluoro-1,3-dihydro-indol-2-one

5-Fluoro-3-{{3-methyl-4-[(5-methyl-pyrazin-2-ylmethyl)-amino]-phenylamino}-methylene}-1,3-dihydro-indol-2-one

3-{{4-[(2,2-Dimethyl-[1,3]dioxolan-4-ylmethyl)-amino]-3-methyl-phenylamino}-methylene}-5-fluoro-1,3-dihydro-indol-2-one

5-Fluoro-3-{{3-methyl-4-(1,2,2,6,6-pentamethyl-piperidin-4-ylamino)-phenylamino}-methylene}-1,3-dihydro-indol-2-one

5-Fluoro-3-{{3-methyl-4-[(tetrahydro-pyran-4-ylmethyl)-amino]-phenylamino}-methylene}-1,3-dihydro-indol-2-one

3-{{4-(2-Diethylamino-1-methyl-ethylamino)-3-methyl-phenylamino}-methylene}-5-fluoro-1,3-dihydro-indol-2-one

6-Fluoro-3-{{3-methyl-4-pyrrolidin-1-yl-phenylamino}-methylene}-1,3-dihydro-indol-2-one

1-{4-[(6-Fluoro-2-oxo-1,2-dihydro-indol-3-ylidenemethyl)-amino]-2-methyl-phenyl}-piperidine-4-carboxylic acid methyl ester

6-Fluoro-3-{{3-methyl-4-(4-methyl-piperidin-1-yl)-phenylamino}-methylene}-1,3-dihydro-indol-2-one

3-{{4-(3,5-Dimethyl-piperidin-1-yl)-3-methyl-phenylamino}-methylene}-6-fluoro-1,3-dihydro-indol-2-one

4-{4-[(6-Fluoro-2-oxo-1,2-dihydro-indol-3-ylidenemethyl)-amino]-2-methyl-phenyl}-piperazine-1-carbaldehyde

3-{{4-(3-Dimethylamino-pyrrolidin-1-yl)-3-methyl-phenylamino}-methylene}-6-fluoro-1,3-dihydro-indol-2-one

1-{4-[(6-Fluoro-2-oxo-1,2-dihydro-indol-3-ylidenemethyl)-amino]-2-methyl-phenyl}-piperidine-3-carboxylic acid amide

1-{4-[(6-Fluoro-2-oxo-1,2-dihydro-indol-3-ylidenemethyl)-amino]-2-methyl-phenyl}-piperidine-4-carboxylic acid amide

3-{{4-(4-Butyl-piperazin-1-yl)-3-methyl-phenylamino}-methylene}-6-fluoro-1,3-dihydro-indol-2-one

3-{{4-(4-sec-Butyl-piperazin-1-yl)-3-methyl-phenylamino}-methylene}-6-fluoro-1,3-dihydro-indol-2-one

3-{{4-(3-Diethylamino-pyrrolidin-1-yl)-3-methyl-phenylamino}-methylene}-6-fluoro-1,3-dihydro-indol-2-one

6-Fluoro-3-{{4-[4-(2-methoxy-ethyl)-piperazin-1-yl]-3-methyl-phenylamino}-methylene}-1,3-dihydro-indol-2-one

6-Fluoro-3-{{[3-methyl-4-(4-propyl-piperidin-1-yl)-phenylamino]-methylene}-1,3-dihydro-indol-2-one

6-Fluoro-3-{{[3-methyl-4-(2,3,5,6-tetrahydro-[1,2']bipyrazinyl-4-yl)-phenylamino]-methylene}-1,3-dihydro-indol-2-one

3-{{[4-[(2-[1,3]Dioxolan-2-yl-ethyl)-methyl-amino]-3-methyl-phenylamino]-methylene}-6-fluoro-1,3-dihydro-indol-2-one

3-{{[4-(3-Dimethylamino-propylamino)-3-methyl-phenylamino]-methylene}-6-fluoro-1,3-dihydro-indol-2-one

3-{{[4-(2-Dimethylamino-1-methyl-ethylamino)-3-methyl-phenylamino]-methylene}-6-fluoro-1,3-dihydro-indol-2-one

6-Fluoro-3-{{[4-(1-methoxymethyl-propylamino)-3-methyl-phenylamino]-methylene}-1,3-dihydro-indol-2-one

3-{{[4-(2-Diethylamino-ethylamino)-3-methyl-phenylamino]-methylene}-6-fluoro-1,3-dihydro-indol-2-one

6-Fluoro-3-{{[3-methyl-4-(2-pyridin-2-yl-ethylamino)-phenylamino]-methylene}-1,3-dihydro-indol-2-one

6-Fluoro-3-{{[3-methyl-4-(2-morpholin-4-yl-ethylamino)-phenylamino]-methylene}-1,3-dihydro-indol-2-one

6-Fluoro-3-{{[3-methyl-4-(3-morpholin-4-yl-propylamino)-phenylamino]-methylene}-1,3-dihydro-indol-2-one

6-Fluoro-3-{{[3-methyl-4-[(pyridin-2-ylmethyl)-amino]-phenylamino]-methylene}-1,3-dihydro-indol-2-one

6-Fluoro-3-{{[3-methyl-4-[(pyridin-4-ylmethyl)-amino]-phenylamino]-methylene}-1,3-dihydro-indol-2-one

6-Fluoro-3-{{[3-methyl-4-(2-piperidin-1-yl-ethylamino)-phenylamino]-methylene}-1,3-dihydro-indol-2-one

6-Fluoro-3-{{[3-methyl-4-[3-(2-methyl-piperidin-1-yl)-propylamino]-phenylamino]-methylene}-1,3-dihydro-indol-2-one

6-Fluoro-3-{{[4-(2-methoxy-1-methyl-ethylamino)-3-methyl-phenylamino]-methylene}-1,3-dihydro-indol-2-one

3-{{[4-(2-Dimethylamino-ethylamino)-3-methyl-phenylamino]-methylene}-6-fluoro-1,3-dihydro-indol-2-one

3-{{[4-(3-Diethylamino-propylamino)-3-methyl-phenylamino]-methylene}-6-fluoro-1,3-dihydro-indol-2-one

3-{{[4-(2-Diisopropylamino-ethylamino)-3-methyl-phenylamino]-methylene}-6-fluoro-1,3-dihydro-indol-2-one

6-Fluoro-3-({3-methyl-4-[(5-methyl-pyrazin-2-ylmethyl)-amino]-phenylamino}-methylene)-1,3-dihydro-indol-2-one

3-({4-[(2,2-Dimethyl-[1,3]dioxolan-4-ylmethyl)-amino]-3-methyl-phenylamino}-methylene)-6-fluoro-1,3-dihydro-indol-2-one

6-Fluoro-3-{{3-methyl-4-(1,2,2,6,6-pentamethyl-piperidin-4-ylamino)-phenylamino}-methylene}-1,3-dihydro-indol-2-one

6-Fluoro-3-({3-methyl-4-[(tetrahydro-pyran-4-ylmethyl)-amino]-phenylamino}-methylene)-1,3-dihydro-indol-2-one

3-{{4-(2-Diethylamino-1-methyl-ethylamino)-3-methyl-phenylamino}-methylene}-6-fluoro-1,3-dihydro-indol-2-one

3-[(4-Pyrrolidin-1-yl-3-trifluoromethyl-phenylamino)-methylene]-1,3-dihydro-indol-2-one

1-{4-[(2-Oxo-1,2-dihydro-indol-3-ylidenemethyl)-amino]-2-trifluoromethyl-phenyl}-piperidine-4-carboxylic acid methyl ester

3-{{4-(3,6-Dihydro-2H-pyridin-1-yl)-3-trifluoromethyl-phenylamino}-methylene}-1,3-dihydro-indol-2-one

3-[(4-Morpholin-4-yl-3-trifluoromethyl-phenylamino)-methylene]-1,3-dihydro-indol-2-one

3-{{4-(3-Methyl-piperidin-1-yl)-3-trifluoromethyl-phenylamino}-methylene}-1,3-dihydro-indol-2-one

3-{{4-(4-Methyl-piperidin-1-yl)-3-trifluoromethyl-phenylamino}-methylene}-1,3-dihydro-indol-2-one

3-[(4-Azepan-1-yl-3-trifluoromethyl-phenylamino)-methylene]-1,3-dihydro-indol-2-one

3-{{4-(4-Methyl-piperazin-1-yl)-3-trifluoromethyl-phenylamino}-methylene}-1,3-dihydro-indol-2-one

3-[(4-Azocan-1-yl-3-trifluoromethyl-phenylamino)-methylene]-1,3-dihydro-indol-2-one

3-{{4-(3,5-Dimethyl-piperidin-1-yl)-3-trifluoromethyl-phenylamino}-methylene}-1,3-dihydro-indol-2-one

4-{4-[(2-Oxo-1,2-dihydro-indol-3-ylidenemethyl)-amino]-2-trifluoromethyl-phenyl}-piperazine-1-carbaldehyde

3-{{4-(2,6-Dimethyl-morpholin-4-yl)-3-trifluoromethyl-phenylamino}-methylene}-1,3-dihydro-indol-2-one

3-{{4-(2,6-Dimethyl-morpholin-4-yl)-3-trifluoromethyl-phenylamino}-methylene}-1,3-dihydro-indol-2-one

3-({4-[(2-Methoxy-ethyl)-propyl-amino]-3-trifluoromethyl-phenylamino}-methylene)-1,3-dihydro-indol-2-one

3-[[4-(1,3-Dihydro-isoindol-2-yl)-3-trifluoromethyl-phenylamino]-methylene]-1,3-dihydro-indol-2-one

1-{4-[(2-Oxo-1,2-dihydro-indol-3-ylidenemethyl)-amino]-2-trifluoromethyl-phenyl}-piperidine-4-carboxylic acid amide

3-[[4-(4-Acetyl-piperazin-1-yl)-3-trifluoromethyl-phenylamino]-methylene]-1,3-dihydro-indol-2-one

3-[[4-(Octahydro-isoquinolin-2-yl)-3-trifluoromethyl-phenylamino]-methylene]-1,3-dihydro-indol-2-one

3-[[4-(4-sec-Butyl-piperazin-1-yl)-3-trifluoromethyl-phenylamino]-methylene]-1,3-dihydro-indol-2-one

3-[[4-(4-Pyrimidin-2-yl-piperazin-1-yl)-3-trifluoromethyl-phenylamino]-methylene]-1,3-dihydro-indol-2-one

3-[[4-([1,3]Dioxolan-2-ylmethyl-methyl-amino)-3-trifluoromethyl-phenylamino]-methylene]-1,3-dihydro-indol-2-one

N-Methyl-N-(1-{4-[(2-oxo-1,2-dihydro-indol-3-ylidenemethyl)-amino]-2-trifluoromethyl-phenyl}-pyrrolidin-3-yl)-acetamide

3-[[4-(2-Methoxy-ethylamino)-3-trifluoromethyl-phenylamino]-methylene]-1,3-dihydro-indol-2-one

3-[[4-[(Tetrahydro-furan-2-ylmethyl)-amino]-3-trifluoromethyl-phenylamino]-methylene]-1,3-dihydro-indol-2-one

3-[[4-(Tetrahydro-pyran-4-ylamino)-3-trifluoromethyl-phenylamino]-methylene]-1,3-dihydro-indol-2-one

3-[[4-(3-Dimethylamino-propylamino)-3-trifluoromethyl-phenylamino]-methylene]-1,3-dihydro-indol-2-one

3-[[4-(2-Dimethylamino-1-methyl-ethylamino)-3-trifluoromethyl-phenylamino]-methylene]-1,3-dihydro-indol-2-one

3-[[4-(1-Methoxymethyl-propylamino)-3-trifluoromethyl-phenylamino]-methylene]-1,3-dihydro-indol-2-one

3-[[4-(2-Diethylamino-ethylamino)-3-trifluoromethyl-phenylamino]-methylene]-1,3-dihydro-indol-2-one

3-[[4-(2-Pyridin-2-yl-ethylamino)-3-trifluoromethyl-phenylamino]-methylene]-1,3-dihydro-indol-2-one

3-[[4-(2-Pyridin-4-yl-ethylamino)-3-trifluoromethyl-phenylamino]-methylene]-1,3-dihydro-indol-2-one

3-[[4-(2-Pyridin-3-yl-ethylamino)-3-trifluoromethyl-phenylamino]-methylene]-1,3-dihydro-indol-2-one

3-{{4-(2-Morpholin-4-yl-ethylamino)-3-trifluoromethyl-phenylamino}-methylene}-1,3-dihydro-indol-2-one

3-{{4-(3-Morpholin-4-yl-propylamino)-3-trifluoromethyl-phenylamino}-methylene}-1,3-dihydro-indol-2-one

3-{{4-[(Pyridin-2-ylmethyl)-amino]-3-trifluoromethyl-phenylamino}-methylene}-1,3-dihydro-indol-2-one

3-{{4-[(Pyridin-3-ylmethyl)-amino]-3-trifluoromethyl-phenylamino}-methylene}-1,3-dihydro-indol-2-one

3-{{4-(2-Piperidin-1-yl-ethylamino)-3-trifluoromethyl-phenylamino}-methylene}-1,3-dihydro-indol-2-one

3-{{4-[3-(2-Methyl-piperidin-1-yl)-propylamino]-3-trifluoromethyl-phenylamino}-methylene}-1,3-dihydro-indol-2-one

3-{{4-(2-Methoxy-1-methyl-ethylamino)-3-trifluoromethyl-phenylamino}-methylene}-1,3-dihydro-indol-2-one

3-{{4-(2-Dimethylamino-ethylamino)-3-trifluoromethyl-phenylamino}-methylene}-1,3-dihydro-indol-2-one

3-{{4-(3-Diethylamino-propylamino)-3-trifluoromethyl-phenylamino}-methylene}-1,3-dihydro-indol-2-one

3-{{4-(2-Diisopropylamino-ethylamino)-3-trifluoromethyl-phenylamino}-methylene}-1,3-dihydro-indol-2-one

3-{{4-(1-Benzyl-pyrrolidin-3-ylamino)-3-trifluoromethyl-phenylamino}-methylene}-1,3-dihydro-indol-2-one

3-{{4-[(5-Methyl-pyrazin-2-ylmethyl)-amino]-3-trifluoromethyl-phenylamino}-methylene}-1,3-dihydro-indol-2-one

3-{{4-[(2,2-Dimethyl-[1,3]dioxolan-4-ylmethyl)-amino]-3-trifluoromethyl-phenylamino}-methylene}-1,3-dihydro-indol-2-one

3-{4-[(2-Oxo-1,2-dihydro-indol-3-ylidenemethyl)-amino]-2-trifluoromethyl-phenylamino}-pyrrolidine-1-carboxylic acid tert-butyl ester

3-{{4-[(Tetrahydro-pyran-4-ylmethyl)-amino]-3-trifluoromethyl-phenylamino}-methylene}-1,3-dihydro-indol-2-one

3-{{4-(2-Hydroxy-ethylamino)-3-trifluoromethyl-phenylamino}-methylene}-1,3-dihydro-indol-2-one

3-{{4-(2-Diethylamino-1-methyl-ethylamino)-3-trifluoromethyl-phenylamino}-methylene}-1,3-dihydro-indol-2-one

4-Methyl-3-[(4-pyrrolidin-1-yl-3-trifluoromethyl-phenylamino)-methylene]-1,3-dihydro-indol-2-one

3-({4-[(2-Methoxy-ethyl)-methyl-amino]-3-trifluoromethyl-phenylamino}-methylene)-4-methyl-1,3-dihydro-indol-2-one

4-Methyl-3-[(4-morpholin-4-yl-3-trifluoromethyl-phenylamino)-methylene]-1,3-dihydro-indol-2-one

3-[(4-Dipropylamino-3-trifluoromethyl-phenylamino)-methylene]-4-methyl-1,3-dihydro-indol-2-one

3-{{4-(Butyl-ethyl-amino)-3-trifluoromethyl-phenylamino}-methylene}-4-methyl-1,3-dihydro-indol-2-one

4-Methyl-3-[(4-thiomorpholin-4-yl-3-trifluoromethyl-phenylamino)-methylene]-1,3-dihydro-indol-2-one

3-[(4-Azocan-1-yl-3-trifluoromethyl-phenylamino)-methylene]-4-methyl-1,3-dihydro-indol-2-one

3-{{4-(2,6-Dimethyl-morpholin-4-yl)-3-trifluoromethyl-phenylamino}-methylene}-4-methyl-1,3-dihydro-indol-2-one

3-{{4-(2,6-Dimethyl-morpholin-4-yl)-3-trifluoromethyl-phenylamino}-methylene}-4-methyl-1,3-dihydro-indol-2-one

3-{{4-(1,3-Dihydro-isoindol-2-yl)-3-trifluoromethyl-phenylamino}-methylene}-4-methyl-1,3-dihydro-indol-2-one

3-{{4-(4-Acetyl-piperazin-1-yl)-3-trifluoromethyl-phenylamino}-methylene}-4-methyl-1,3-dihydro-indol-2-one

4-Methyl-3-{{4-(octahydro-isoquinolin-2-yl)-3-trifluoromethyl-phenylamino}-methylene}-1,3-dihydro-indol-2-one

4-Methyl-3-{{4-(octahydro-isoquinolin-2-yl)-3-trifluoromethyl-phenylamino}-methylene}-1,3-dihydro-indol-2-one

3-{{4-(1,4-Dioxa-8-aza-spiro[4.5]dec-8-yl)-3-trifluoromethyl-phenylamino}-methylene}-4-methyl-1,3-dihydro-indol-2-one

4-Methyl-3-{{4-(3-pyridin-2-yl-pyrrolidin-1-yl)-3-trifluoromethyl-phenylamino}-methylene}-1,3-dihydro-indol-2-one

3-{{4-(2-Methoxy-ethylamino)-3-trifluoromethyl-phenylamino}-methylene}-4-methyl-1,3-dihydro-indol-2-one

4-Methyl-3-{{4-(tetrahydro-pyran-4-ylamino)-3-trifluoromethyl-phenylamino}-methylene}-1,3-dihydro-indol-2-one

3-{{4-(1-Methoxymethyl-propylamino)-3-trifluoromethyl-phenylamino}-methylene}-4-methyl-1,3-dihydro-indol-2-one

4-Methyl-3-{{4-(2-pyridin-2-yl-ethylamino)-3-trifluoromethyl-phenylamino}-methylene}-1,3-dihydro-indol-2-one

4-Methyl-3-{{4-(2-pyridin-4-yl-ethylamino)-3-trifluoromethyl-phenylamino}-methylene}-1,3-dihydro-indol-2-one

3-{{4-(2-Methoxy-1-methyl-ethylamino)-3-trifluoromethyl-phenylamino}-methylene}-4-methyl-1,3-dihydro-indol-2-one

3-{{4-{{(2,2-Dimethyl-[1,3]dioxolan-4-ylmethyl)-amino}}-3-trifluoromethyl-phenylamino}-methylene}-4-methyl-1,3-dihydro-indol-2-one

4-Fluoro-3-{{4-(morpholin-4-yl-3-trifluoromethyl-phenylamino)-methylene}-1,3-dihydro-indol-2-one

4-Fluoro-3-{{4-(3-methyl-piperidin-1-yl)-3-trifluoromethyl-phenylamino}-methylene}-1,3-dihydro-indol-2-one

4-Fluoro-3-{{4-(4-methyl-piperidin-1-yl)-3-trifluoromethyl-phenylamino}-methylene}-1,3-dihydro-indol-2-one

3-{{4-(4-Azepan-1-yl-3-trifluoromethyl-phenylamino)-methylene}-4-fluoro-1,3-dihydro-indol-2-one

4-Fluoro-3-{{4-(4-methyl-piperazin-1-yl)-3-trifluoromethyl-phenylamino}-methylene}-1,3-dihydro-indol-2-one

3-{{4-(4-Dipropylamino-3-trifluoromethyl-phenylamino)-methylene}-4-fluoro-1,3-dihydro-indol-2-one

3-{{4-(Butyl-ethyl-amino)-3-trifluoromethyl-phenylamino}-methylene}-4-fluoro-1,3-dihydro-indol-2-one

3-{{4-{{Ethyl-(2-methoxy-ethyl)-amino}}-3-trifluoromethyl-phenylamino}-methylene}-4-fluoro-1,3-dihydro-indol-2-one

4-Fluoro-3-{{4-(thiomorpholin-4-yl-3-trifluoromethyl-phenylamino)-methylene}-1,3-dihydro-indol-2-one

3-{{4-(Cyclopropylmethyl-propyl-amino)-3-trifluoromethyl-phenylamino}-methylene}-4-fluoro-1,3-dihydro-indol-2-one

3-{{4-(4-Azocan-1-yl-3-trifluoromethyl-phenylamino)-methylene}-4-fluoro-1,3-dihydro-indol-2-one

3-{{4-(3,5-Dimethyl-piperidin-1-yl)-3-trifluoromethyl-phenylamino}-methylene}-4-fluoro-1,3-dihydro-indol-2-one

3-{{4-(3,5-Dimethyl-piperazin-1-yl)-3-trifluoromethyl-phenylamino}-methylene}-4-fluoro-1,3-dihydro-indol-2-one

3-{{4-(4-Ethyl-piperazin-1-yl)-3-trifluoromethyl-phenylamino}-methylene}-4-fluoro-1,3-dihydro-indol-2-one

3-{{4-(2,6-Dimethyl-morpholin-4-yl)-3-trifluoromethyl-phenylamino}-methylene}-4-fluoro-1,3-dihydro-indol-2-one

3-{{4-(2,6-Dimethyl-morpholin-4-yl)-3-trifluoromethyl-phenylamino}-methylene}-4-fluoro-

1,3-dihydro-indol-2-one

3-{{4-(1,3-Dihydro-isoindol-2-yl)-3-trifluoromethyl-phenylamino}-methylene}-4-fluoro-1,3-dihydro-indol-2-one

3-{{4-(4-Acetyl-piperazin-1-yl)-3-trifluoromethyl-phenylamino}-methylene}-4-fluoro-1,3-dihydro-indol-2-one

4-Fluoro-3-{{4-(4-isopropyl-piperazin-1-yl)-3-trifluoromethyl-phenylamino}-methylene}-1,3-dihydro-indol-2-one

4-Fluoro-3-{{4-(octahydro-isoquinolin-2-yl)-3-trifluoromethyl-phenylamino}-methylene}-1,3-dihydro-indol-2-one

4-Fluoro-3-{{4-(octahydro-isoquinolin-2-yl)-3-trifluoromethyl-phenylamino}-methylene}-1,3-dihydro-indol-2-one

4-Fluoro-3-{{4-[4-(2-methoxy-ethyl)-piperazin-1-yl]-3-trifluoromethyl-phenylamino}-methylene}-1,3-dihydro-indol-2-one

4-Fluoro-3-{{4-(3-pyridin-2-yl-pyrrolidin-1-yl)-3-trifluoromethyl-phenylamino}-methylene}-1,3-dihydro-indol-2-one

4-Fluoro-3-{{4-(4-propyl-piperidin-1-yl)-3-trifluoromethyl-phenylamino}-methylene}-1,3-dihydro-indol-2-one

3-{{4-([1,3]Dioxolan-2-ylmethyl-methyl-amino)-3-trifluoromethyl-phenylamino}-methylene}-4-fluoro-1,3-dihydro-indol-2-one

4-Fluoro-3-{{4-(2-methoxy-ethylamino)-3-trifluoromethyl-phenylamino}-methylene}-1,3-dihydro-indol-2-one

4-Fluoro-3-{{4-[(tetrahydro-furan-2-ylmethyl)-amino]-3-trifluoromethyl-phenylamino}-methylene}-1,3-dihydro-indol-2-one

4-Fluoro-3-{{4-(tetrahydro-pyran-4-ylamino)-3-trifluoromethyl-phenylamino}-methylene}-1,3-dihydro-indol-2-one

3-{{4-(3-Dimethylamino-propylamino)-3-trifluoromethyl-phenylamino}-methylene}-4-fluoro-1,3-dihydro-indol-2-one

3-{{4-(2-Dimethylamino-1-methyl-ethylamino)-3-trifluoromethyl-phenylamino}-methylene}-4-fluoro-1,3-dihydro-indol-2-one

4-Fluoro-3-{{4-(1-methoxymethyl-propylamino)-3-trifluoromethyl-phenylamino}-methylene}-1,3-dihydro-indol-2-one

4-Fluoro-3-{{4-(2-pyridin-4-yl-ethylamino)-3-trifluoromethyl-phenylamino}-methylene}-1,3-dihydro-indol-2-one

4-Fluoro-3-{{4-(2-piperidin-1-yl-ethylamino)-3-trifluoromethyl-phenylamino}-methylene}-1,3-dihydro-indol-2-one

4-Fluoro-3-{{4-[3-(2-methyl-piperidin-1-yl)-propylamino]-3-trifluoromethyl-phenylamino}-methylene}-1,3-dihydro-indol-2-one

- 4-Fluoro-3-{{4-(2-methoxy-1-methyl-ethylamino)-3-trifluoromethyl-phenylamino}-methylene}-1,3-dihydro-indol-2-one
- 3-{{4-(2-Dimethylamino-ethylamino)-3-trifluoromethyl-phenylamino}-methylene}-4-fluoro-1,3-dihydro-indol-2-one
- 3-{{4-(3-Diethylamino-propylamino)-3-trifluoromethyl-phenylamino}-methylene}-4-fluoro-1,3-dihydro-indol-2-one
- 3-{{4-(2-Diisopropylamino-ethylamino)-3-trifluoromethyl-phenylamino}-methylene}-4-fluoro-1,3-dihydro-indol-2-one
- 3-{{4-(2-Diisopropylamino-ethylamino)-3-trifluoromethyl-phenylamino}-methylene}-4-fluoro-1,3-dihydro-indol-2-one
- 4-Fluoro-3-{{4-[(5-methyl-pyrazin-2-yl)methyl]-amino}-3-trifluoromethyl-phenylamino}-methylene}-1,3-dihydro-indol-2-one
- 3-{{4-[(2,2-Dimethyl-[1,3]dioxolan-4-yl)methyl]-amino}-3-trifluoromethyl-phenylamino}-methylene}-4-fluoro-1,3-dihydro-indol-2-one
- 4-Fluoro-3-{{4-[(tetrahydro-pyran-4-yl)methyl]-amino}-3-trifluoromethyl-phenylamino}-methylene}-1,3-dihydro-indol-2-one
- 3-{{4-(2-Diethylamino-1-methyl-ethylamino)-3-trifluoromethyl-phenylamino}-methylene}-4-fluoro-1,3-dihydro-indol-2-one
- 3-{{4-(3,6-Dihydro-2H-pyridin-1-yl)-3-trifluoromethyl-phenylamino}-methylene}-5-fluoro-1,3-dihydro-indol-2-one
- 5-Fluoro-3-{{4-(morpholin-4-yl)-3-trifluoromethyl-phenylamino}-methylene}-1,3-dihydro-indol-2-one
- 3-{{4-(4-Azepan-1-yl)-3-trifluoromethyl-phenylamino}-methylene}-5-fluoro-1,3-dihydro-indol-2-one
- 5-Fluoro-3-{{4-(4-methyl-piperazin-1-yl)-3-trifluoromethyl-phenylamino}-methylene}-1,3-dihydro-indol-2-one
- 3-{{4-(4-Dipropylamino)-3-trifluoromethyl-phenylamino}-methylene}-5-fluoro-1,3-dihydro-indol-2-one
- 3-{{4-(Butyl-ethyl-amino)-3-trifluoromethyl-phenylamino}-methylene}-5-fluoro-1,3-dihydro-indol-2-one
- 3-{{4-[Ethyl-(2-methoxy-ethyl)-amino]-3-trifluoromethyl-phenylamino}-methylene}-5-fluoro-1,3-dihydro-indol-2-one
- 3-{{4-(Cyclopropylmethyl-propyl-amino)-3-trifluoromethyl-phenylamino}-methylene}-5-fluoro-1,3-dihydro-indol-2-one
- 3-{{4-(4-Azocan-1-yl)-3-trifluoromethyl-phenylamino}-methylene}-5-fluoro-1,3-dihydro-indol-2-one
- 3-{{4-(3,5-Dimethyl-piperidin-1-yl)-3-trifluoromethyl-phenylamino}-methylene}-5-fluoro-1,3-

dihydro-indol-2-one

5-Fluoro-3-{{[4-(5-oxo-[1,4]diazepan-1-yl)-3-trifluoromethyl-phenylamino]-methylene}}-1,3-dihydro-indol-2-one

5-Fluoro-3-{{[4-(4-methyl-[1,4]diazepan-1-yl)-3-trifluoromethyl-phenylamino]-methylene}}-1,3-dihydro-indol-2-one

3-{{[4-(4-Ethyl-piperazin-1-yl)-3-trifluoromethyl-phenylamino]-methylene}}-5-fluoro-1,3-dihydro-indol-2-one

3-{{[4-(3-Dimethylamino-pyrrolidin-1-yl)-3-trifluoromethyl-phenylamino]-methylene}}-5-fluoro-1,3-dihydro-indol-2-one

3-{{[4-(2,6-Dimethyl-morpholin-4-yl)-3-trifluoromethyl-phenylamino]-methylene}}-5-fluoro-1,3-dihydro-indol-2-one

3-{{[4-(2,6-Dimethyl-morpholin-4-yl)-3-trifluoromethyl-phenylamino]-methylene}}-5-fluoro-1,3-dihydro-indol-2-one

3-{{[4-(1,3-Dihydro-isoindol-2-yl)-3-trifluoromethyl-phenylamino]-methylene}}-5-fluoro-1,3-dihydro-indol-2-one

3-{{[4-(4-Acetyl-piperazin-1-yl)-3-trifluoromethyl-phenylamino]-methylene}}-5-fluoro-1,3-dihydro-indol-2-one

3-{{[4-(4-Butyl-piperazin-1-yl)-3-trifluoromethyl-phenylamino]-methylene}}-5-fluoro-1,3-dihydro-indol-2-one

3-{{[4-(1,4-Dioxa-8-aza-spiro[4.5]dec-8-yl)-3-trifluoromethyl-phenylamino]-methylene}}-5-fluoro-1,3-dihydro-indol-2-one

5-Fluoro-3-{{[4-(2-methoxy-ethylamino)-3-trifluoromethyl-phenylamino]-methylene}}-1,3-dihydro-indol-2-one

5-Fluoro-3-{{[4-(tetrahydro-pyran-4-ylamino)-3-trifluoromethyl-phenylamino]-methylene}}-1,3-dihydro-indol-2-one

3-{{[4-(2-Dimethylamino-1-methyl-ethylamino)-3-trifluoromethyl-phenylamino]-methylene}}-5-fluoro-1,3-dihydro-indol-2-one

5-Fluoro-3-{{[4-(1-methoxymethyl-propylamino)-3-trifluoromethyl-phenylamino]-methylene}}-1,3-dihydro-indol-2-one

3-{{[4-(2-Diethylamino-ethylamino)-3-trifluoromethyl-phenylamino]-methylene}}-5-fluoro-1,3-dihydro-indol-2-one

5-Fluoro-3-{{[4-(3-morpholin-4-yl-propylamino)-3-trifluoromethyl-phenylamino]-methylene}}-1,3-dihydro-indol-2-one

5-Fluoro-3-{{[4-(2-piperidin-1-yl-ethylamino)-3-trifluoromethyl-phenylamino]-methylene}}-1,3-dihydro-indol-2-one

3-{{[4-(3-Diethylamino-propylamino)-3-trifluoromethyl-phenylamino]-methylene}}-5-fluoro-1,3-dihydro-indol-2-one

3-([4-(1-Benzyl-pyrrolidin-3-ylamino)-3-trifluoromethyl-phenylamino]-methylene)-5-fluoro-1,3-dihydro-indol-2-one

5-Fluoro-3-([4-[(5-methyl-pyrazin-2-ylmethyl)-amino]-3-trifluoromethyl-phenylamino]-methylene)-1,3-dihydro-indol-2-one

5-Fluoro-3-([4-[(tetrahydro-pyran-4-ylmethyl)-amino]-3-trifluoromethyl-phenylamino]-methylene)-1,3-dihydro-indol-2-one

3-([4-(2-Diethylamino-1-methyl-ethylamino)-3-trifluoromethyl-phenylamino]-methylene)-5-fluoro-1,3-dihydro-indol-2-one

6-Fluoro-3-([4-morpholin-4-yl-3-trifluoromethyl-phenylamino]-methylene)-1,3-dihydro-indol-2-one

3-([4-Azepan-1-yl-3-trifluoromethyl-phenylamino]-methylene)-6-fluoro-1,3-dihydro-indol-2-one

6-Fluoro-3-([4-(4-methyl-piperazin-1-yl)-3-trifluoromethyl-phenylamino]-methylene)-1,3-dihydro-indol-2-one

3-([4-(2,6-Dimethyl-morpholin-4-yl)-3-trifluoromethyl-phenylamino]-methylene)-6-fluoro-1,3-dihydro-indol-2-one

3-([4-(2,6-Dimethyl-morpholin-4-yl)-3-trifluoromethyl-phenylamino]-methylene)-6-fluoro-1,3-dihydro-indol-2-one

3-([4-(1,3-Dihydro-isoindol-2-yl)-3-trifluoromethyl-phenylamino]-methylene)-6-fluoro-1,3-dihydro-indol-2-one

3-([4-(4-Acetyl-piperazin-1-yl)-3-trifluoromethyl-phenylamino]-methylene)-6-fluoro-1,3-dihydro-indol-2-one

N-(1-{4-[(6-Fluoro-2-oxo-1,2-dihydro-indol-3-ylidenemethyl)-amino]-2-trifluoromethyl-phenyl}-pyrrolidin-3-yl)-acetamide

6-Fluoro-3-([4-(3-methanesulfonyl-pyrrolidin-1-yl)-3-trifluoromethyl-phenylamino]-methylene)-1,3-dihydro-indol-2-one

6-Fluoro-3-([4-(2-methoxy-ethylamino)-3-trifluoromethyl-phenylamino]-methylene)-1,3-dihydro-indol-2-one

6-Fluoro-3-([4-(tetrahydro-pyran-4-ylamino)-3-trifluoromethyl-phenylamino]-methylene)-1,3-dihydro-indol-2-one

3-([4-(2-Dimethylamino-1-methyl-ethylamino)-3-trifluoromethyl-phenylamino]-methylene)-6-fluoro-1,3-dihydro-indol-2-one

6-Fluoro-3-([4-(1-methoxymethyl-propylamino)-3-trifluoromethyl-phenylamino]-methylene)-1,3-dihydro-indol-2-one

3-([4-(2-Diethylamino-ethylamino)-3-trifluoromethyl-phenylamino]-methylene)-6-fluoro-1,3-dihydro-indol-2-one

6-Fluoro-3-([4-(2-pyridin-2-yl-ethylamino)-3-trifluoromethyl-phenylamino]-methylene)-1,3-dihydro-indol-2-one

6-Fluoro-3-([4-(2-pyridin-3-yl-ethylamino)-3-trifluoromethyl-phenylamino]-methylene)-1,3-dihydro-indol-2-one

6-Fluoro-3-({4-[(pyridin-2-ylmethyl)-amino]-3-trifluoromethyl-phenylamino}-methylene)-1,3-dihydro-indol-2-one

6-Fluoro-3-([4-(2-piperidin-1-yl-ethylamino)-3-trifluoromethyl-phenylamino]-methylene)-1,3-dihydro-indol-2-one

6-Fluoro-3-({4-[3-(2-methyl-piperidin-1-yl)-propylamino]-3-trifluoromethyl-phenylamino}-methylene)-1,3-dihydro-indol-2-one

6-Fluoro-3-([4-(2-methoxy-1-methyl-ethylamino)-3-trifluoromethyl-phenylamino]-methylene)-1,3-dihydro-indol-2-one

3-([4-(2-Dimethylamino-ethylamino)-3-trifluoromethyl-phenylamino]-methylene)-6-fluoro-1,3-dihydro-indol-2-one

3-([4-(3-Diethylamino-propylamino)-3-trifluoromethyl-phenylamino]-methylene)-6-fluoro-1,3-dihydro-indol-2-one

6-Fluoro-3-([4-(3-imidazol-1-yl-propylamino)-3-trifluoromethyl-phenylamino]-methylene)-1,3-dihydro-indol-2-one

3-([4-(2-Diisopropylamino-ethylamino)-3-trifluoromethyl-phenylamino]-methylene)-6-fluoro-1,3-dihydro-indol-2-one

6-Fluoro-3-({4-[(tetrahydro-pyran-4-ylmethyl)-amino]-3-trifluoromethyl-phenylamino}-methylene)-1,3-dihydro-indol-2-one

3-([4-(2-Diethylamino-1-methyl-ethylamino)-3-trifluoromethyl-phenylamino]-methylene)-6-fluoro-1,3-dihydro-indol-2-one

6-Fluoro-3-({4-[2-(3-fluoro-pyrrolidin-1-yl)-ethoxy]-phenylamino}-methylene)-1,3-dihydro-indol-2-one

5-Fluoro-3-({4-[2-(3-fluoro-pyrrolidin-1-yl)-ethoxy]-phenylamino}-methylene)-1,3-dihydro-indol-2-one

3-({4-[2-(3-Fluoro-pyrrolidin-1-yl)-ethoxy]-phenylamino}-methylene)-1,3-dihydro-indol-2-one

5-Chloro-3-({4-[2-(3-fluoro-pyrrolidin-1-yl)-ethoxy]-phenylamino}-methylene)-1,3-dihydro-indol-2-one

3-({4-[2-(3-Fluoro-pyrrolidin-1-yl)-ethoxy]-phenylamino}-methylene)-4-methyl-1,3-dihydro-indol-2-one

4-Fluoro-3-({4-[2-(3-fluoro-pyrrolidin-1-yl)-ethoxy]-phenylamino}-methylene)-1,3-dihydro-indol-2-one

3-({4-[2-(3-Fluoro-pyrrolidin-1-yl)-ethoxy]-phenylamino}-methylene)-1-piperidin-4-yl-1,3-dihydro-indol-2-one

6-Fluoro-3-({4-[3-(3-fluoro-pyrrolidin-1-yl)-propoxy]-phenylamino}-methylene)-1,3-dihydro-indol-2-one

5-Fluoro-3-({4-[3-(3-fluoro-pyrrolidin-1-yl)-propoxy]-phenylamino}-methylene)-1,3-dihydro-indol-2-one

147

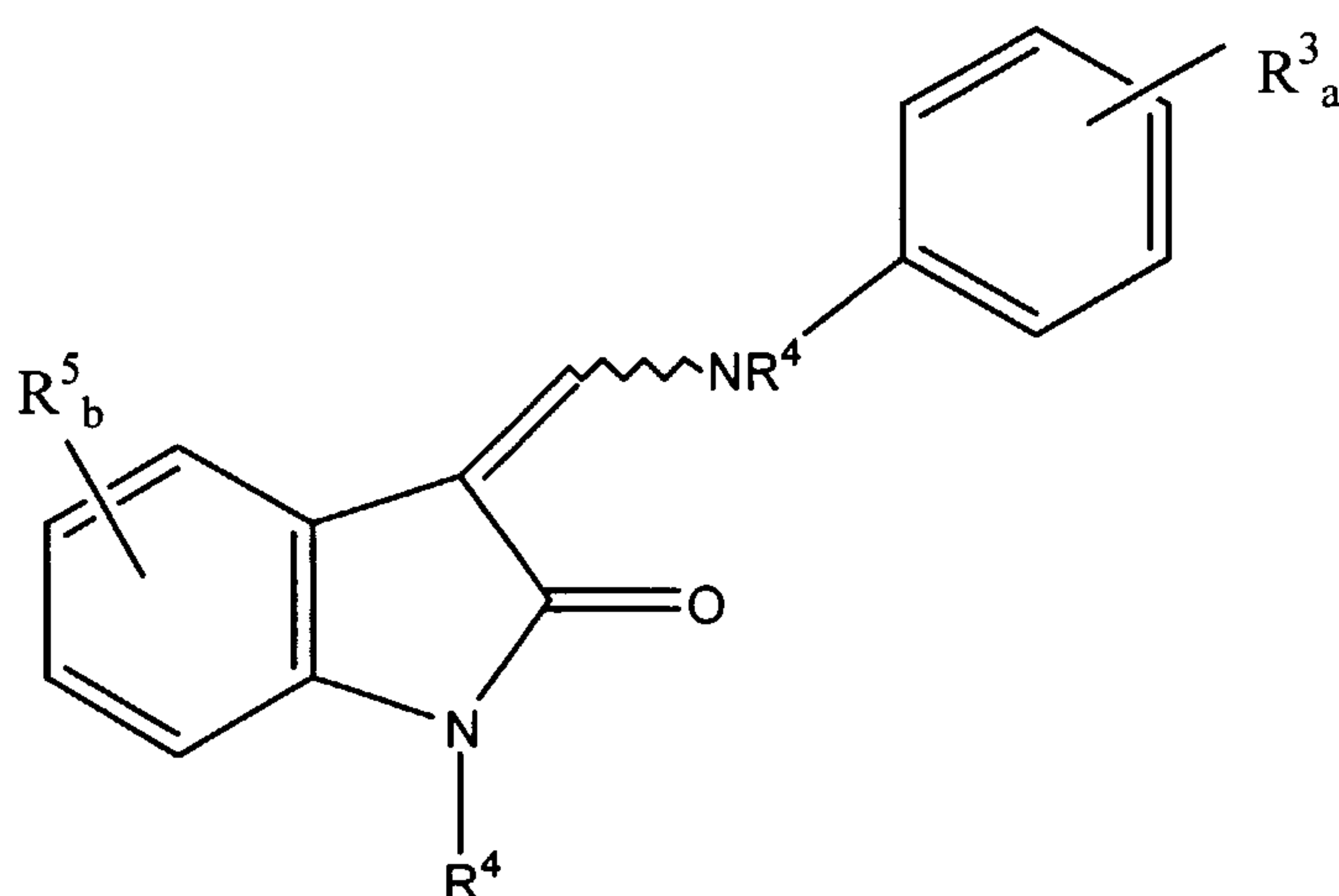
5-Chloro-3-({4-[3-(3-fluoro-pyrrolidin-1-yl)-propoxy]-phenylamino}-methylene)-1,3-dihydro-indol-2-one

3-({4-[3-(3-Fluoro-pyrrolidin-1-yl)-propoxy]-phenylamino}-methylene)-4-methyl-1,3-dihydro-indol-2-one

4-Fluoro-3-({4-[3-(3-fluoro-pyrrolidin-1-yl)-propoxy]-phenylamino}-methylene)-1,3-dihydro-indol-2-one

3-({4-[3-(3-Fluoro-pyrrolidin-1-yl)-propoxy]-phenylamino}-methylene)-1-piperidin-4-yl-1,3-dihydroindol-2-one

The present invention is not to be limited in scope by the exemplified embodiments which are intended as illustrations of single aspects of the invention only. Indeed, various modifications of the invention in addition to those described herein will become apparent to those skilled in the art from the foregoing description. For example novel compounds of formula II, below may be utilized in the method of treating diseases described above.



10

wherein R^5 is selected from the group consisting of halogen, nitro, hydroxy, hydrocarbyl, substituted hydrocarbyl, amide, thioamide, amine, thioether and sulfonyl; R^3 is selected from the group consisting of D, halogen, nitro, hydroxy, hydrocarbyl, substituted hydrocarbyl, amide, thioamide, amine, thioether and

15 sulfonyl and phosphonic acid; R^4 is selected from the group consisting of hydrogen,

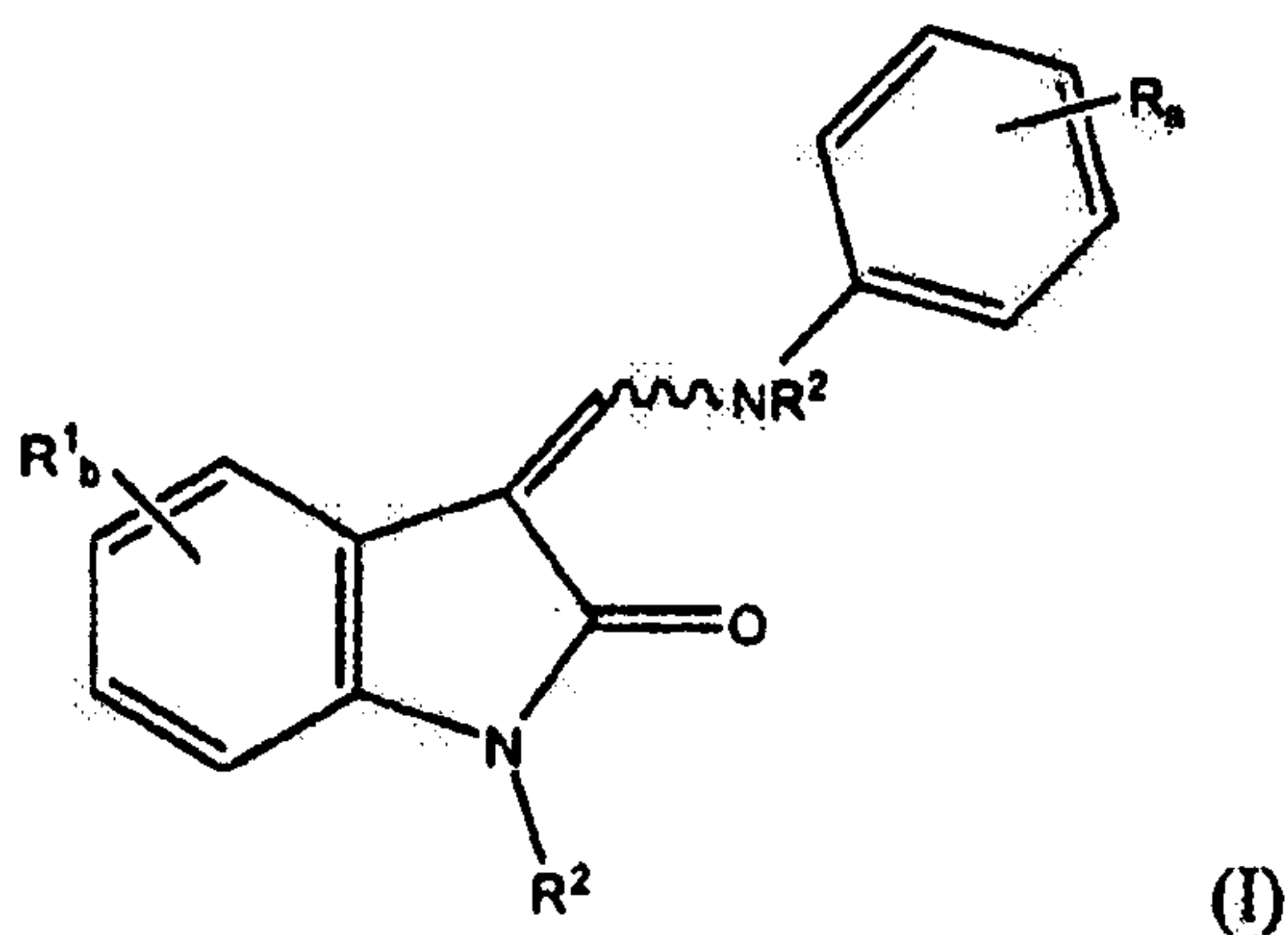
hydrocarbyl and substituted hydrocarbyl; b is 0 or an integer from 1 to 3; a is 0 or an integer of from 1 to 5; the wavy line represents a E or Z bond and pharmaceutically acceptable salts thereof. Said hydrocarbyl and/or substituted hydrocarbyl may be alkyl, alkenyl, alkynyl, aryl (including carbocyclic aryl and heterocyclic aryl) and alkaryl.

Such modifications are intended to fall within the scope of the appended claims.

The foregoing description details specific methods and compositions that can be employed to practice the present invention, and represents the best mode contemplated. However, it is apparent for one of ordinary skill in the art that further compounds with the desired pharmacological properties can be prepared in an analogous manner, and that the disclosed compounds can also be obtained from different starting compounds via different chemical reactions. Similarly, different pharmaceutical compositions may be prepared and used with substantially the same result. Thus, however detailed the foregoing may appear in text, it should not be construed as limiting the overall scope hereof; rather, the ambit of the present invention is to be governed only by the lawful construction of the appended claims.

CLAIMS:

1. A compound represented by the general formula I and pharmaceutically acceptable salts thereof:



wherein R^1 is selected from the group consisting of halogen, NO_2 , CN , C_1 to C_4 alkyl and aryl;

R^2 is hydrogen.

R is a nitrogen-containing radical selected from the group consisting of amino, mono and dialkylamino, pyrrolidinyl, piperidinyl, piperazinyl and morpholinyl, wherein said piperidinyl, piperazinyl and morpholinyl is optionally substituted with one or more alkyl or fluoro radicals and said nitrogen radical is optionally bound directly to the phenyl ring by an alkyl, alkyloxy or an alkylamino linking group;

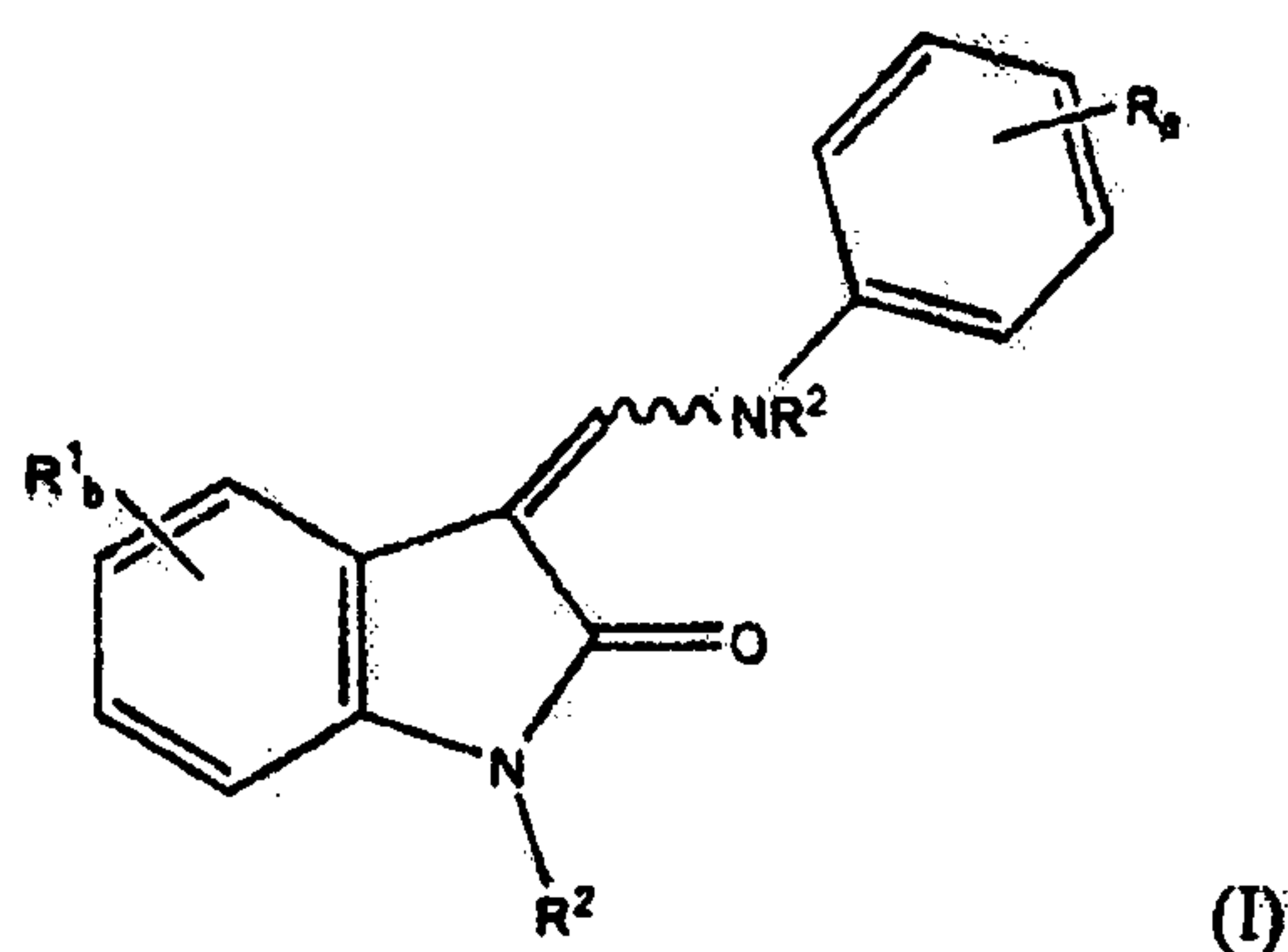
b is 0 or an integer selected from 1 to 3;

a is an integer selected from 1 to 5; and

the wavy line represents an E or Z bond.

2. A compound represented by the general formula I and pharmaceutically acceptable salts thereof:

150



wherein R^1 is selected from the group consisting of halogen, NO_2 , CN, C_1 to C_4 alkyl and aryl;

R^2 is hydrogen.

R is a nitrogen-containing radical selected from the group consisting of amino, mono and dialkylamino, pyrrolidinyl, piperidinyl, piperazinyl and morpholinyl, wherein said piperidinyl, piperazinyl and morpholinyl is optionally substituted with one or more alkyl or fluoro radicals and said nitrogen radical is optionally bound directly to the phenyl ring by an alkyl, alkyloxy or an alkylamino linking group;

b is 0 or an integer selected from 1 to 3;

a is 0 or an integer selected from 1 to 5; and

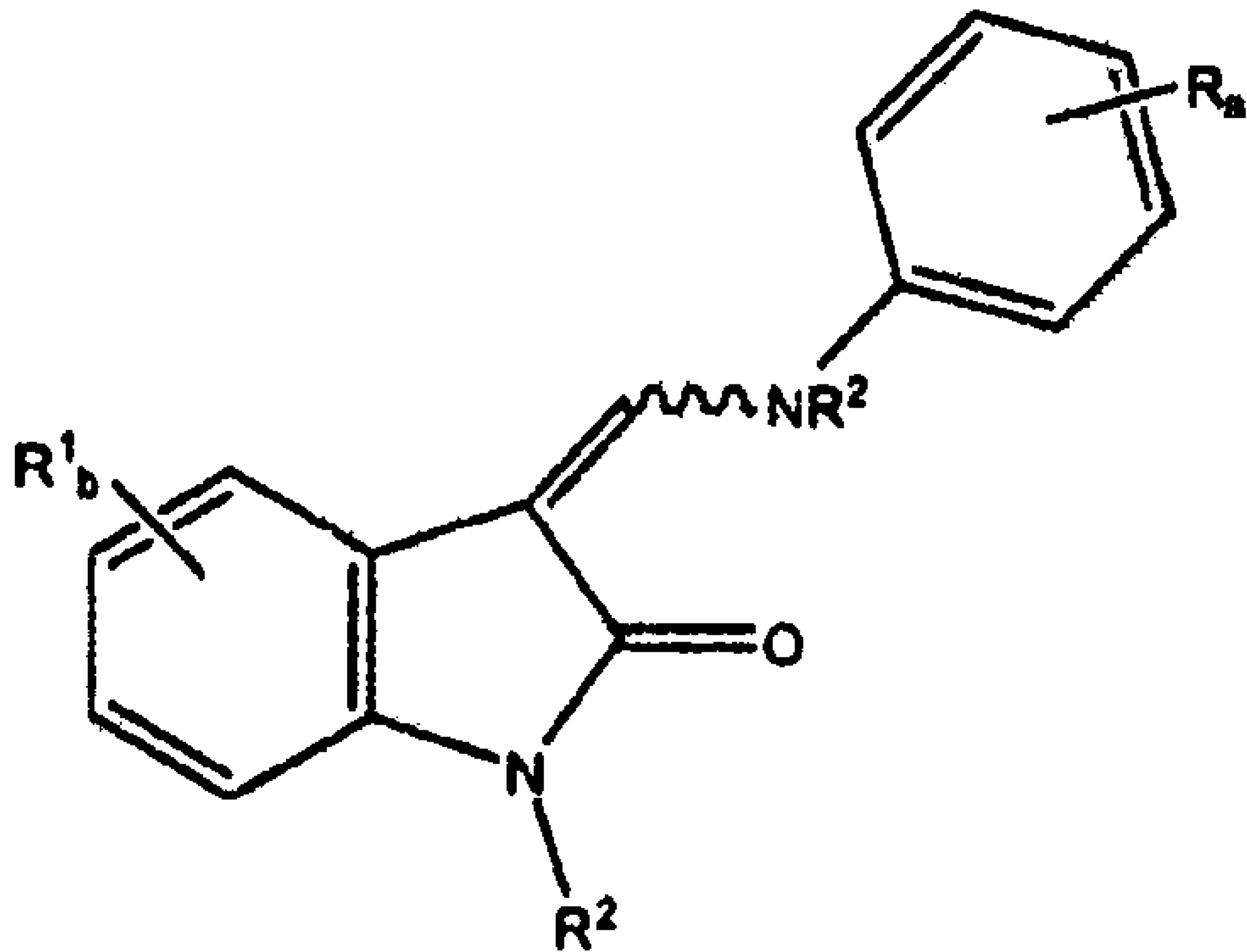
the wavy line represents an E or Z bond, for use in the treatment or prevention of cancer, blood vessel proliferative disorders, fibrotic disorders, mesangial cell proliferative disorders or metabolic diseases.

3. The compound of claim 1 or 2, wherein said alkyl radical is methyl, ethyl, propyl or butyl.

4. The compound of claim 1 or 2, wherein said linking group is alkyloxy or alkylamino.

5. The compound of claim 4, wherein said linking group is ethyloxy, propyloxy, butyloxy, ethylamino, propylamino, or butylamino.

6. The compound of claim 1 or claim 2, wherein R is piperidinyl, pyrrolidinyl, piperazinyl, morpholinyl, dimethylamino or diethylamino.
7. The compound of claim 4, wherein said linking group is alkyloxy.
8. The compound of claim 4, wherein said linking group is alkylamino.
9. The compound of claim 7, wherein said linking group is ethyloxy, propyloxy or butyloxy.
10. The compound of claim 8, wherein said linking group is ethylamino, propylamino or butylamino.
11. A pharmaceutical composition comprising a compound according to claim 1 or claim 2, together with a pharmaceutically acceptable carrier.
12. The compound of claim 2, wherein the blood vessel proliferative disorder is diabetic retinopathy, age-related macular degeneration, retinopathy of prematurity, arthritis or restenosis.
13. The compound of claim 2, wherein the fibrotic disorder is hepatic cirrhosis, atherosclerosis or a surgical adhesion.
14. The compound of claim 2, wherein the mesangial cell proliferative disorder is glomerulonephritis, diabetic nephropathy, malignant nephrosclerosis, thrombotic microangiopathy syndromes, transplant rejection or a glomerulopathy.
15. The compound of claim 2, wherein the metabolic disorder is psoriasis, diabetes mellitus, wound healing, inflammation or a neurodegenerative disease.



(I)