

[54] FAUCET HANDLE

[75] Inventor: Holly K. Yost, Van Nuys, Calif.

[73] Assignee: Price Pfister, Inc., Pacoima, Calif.

[**] Term: 14 Years

[21] Appl. No.: 709,126

[22] Filed: Mar. 7, 1985

[52] U.S. Cl. D23/29

[58] Field of Search D23/23-32;
D8/307, 308, 310-312; 16/121

[56] References Cited

U.S. PATENT DOCUMENTS

D. 203,246	12/1965	Harvey et al.	D23/23
D. 213,874	4/1969	Landell et al.	D23/23
D. 219,781	1/1971	Niemann	D23/29
D. 219,782	1/1971	Tiller	D23/31
D. 221,431	8/1971	Petterson	D23/29
D. 223,913	6/1972	Niemann	D23/29
D. 227,466	6/1973	Gerano et al.	D23/29
D. 265,234	6/1982	Ronvik	D23/29
3,035,612	5/1962	Lyon	D23/23 X

OTHER PUBLICATIONS

Domestic Engineering, Sep. 1968, p. 36, top right item.
House & Home, Sep. 1959, p. 66.

Primary Examiner—James R. Largen
Attorney, Agent, or Firm—Blakely, Sokoloff, Taylor & Zafman

[57] CLAIM

The ornamental design for faucet handle, substantially as shown and described.

DESCRIPTION

FIG. 1 is a top plan view of a faucet handle showing my new design;
 FIG. 2 is a right side elevational view thereof, the left side being a mirror image of the right side shown;
 FIG. 3 is a front elevational view thereof;
 FIG. 4 is a rear elevational view thereof;
 FIG. 5 is a top plan view of a modified form of the faucet handle shown in FIG. 1;
 FIG. 6 is a right side elevational view of FIG. 5, the left side being a mirror image of the right side shown;
 FIG. 7 is a front elevational view of FIG. 5;
 FIG. 8 is a rear elevational view of FIG. 5;
 FIG. 9 is a top plan view of a second modified form of the faucet handle shown in FIG. 1;
 FIG. 10 is a right side elevational view of FIG. 9, the left side being a mirror image of the right side shown;
 FIG. 11 is a front elevational view of FIG. 9; and
 FIG. 12 is a rear elevational view of FIG. 9.

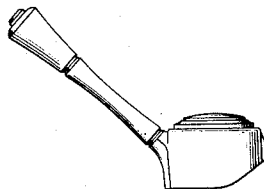
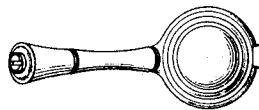


Fig. 1.

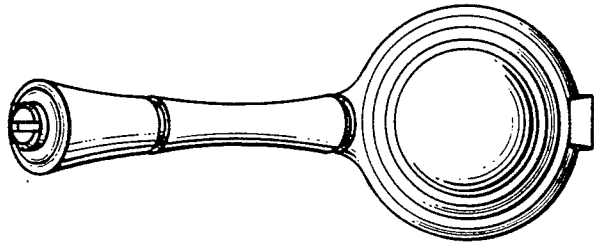


Fig. 4.




Fig. 3.

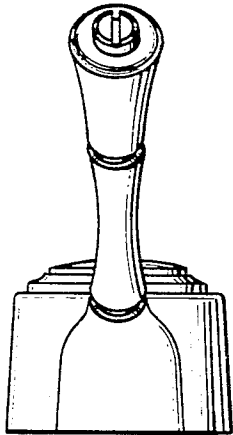


Fig. 2.

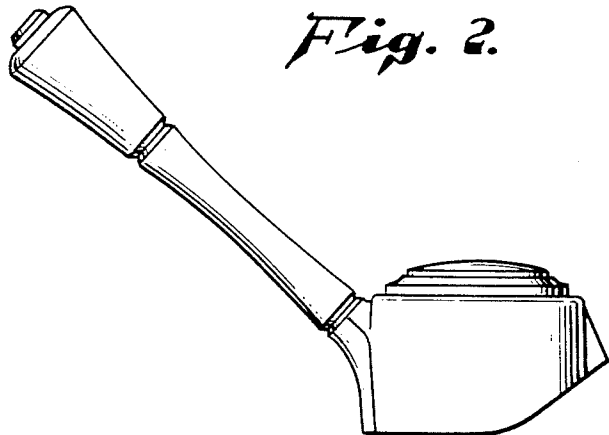


Fig. 5.

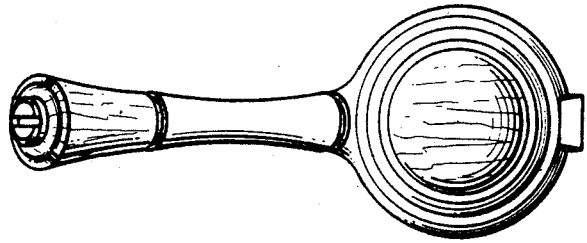


Fig. 8.




Fig. 7.

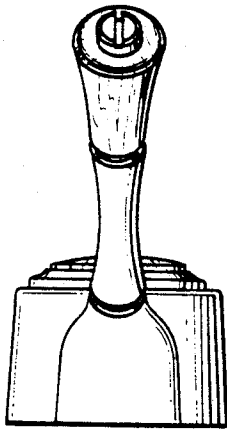


Fig. 6.

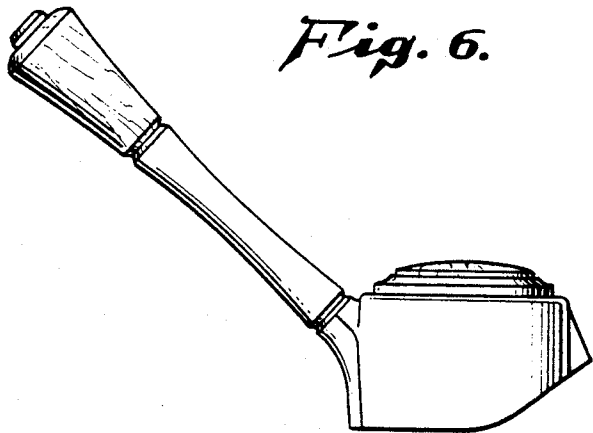


Fig. 9.

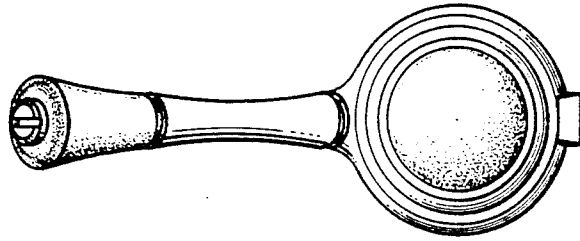


Fig. 12.




Fig. 11.

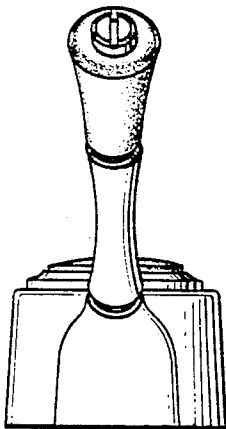


Fig. 10.

