



US00D683415S

(12) **United States Design Patent**  
**Yurianto**

(10) **Patent No.:** **US D683,415 S**

(45) **Date of Patent:** **\*\* May 28, 2013**

(54) **SHADE STRUCTURE**  
(75) Inventor: **Yurianto Yurianto**, Dallas, TX (US)  
(73) Assignee: **GABS Holdings, LLC**, Dallas, TX (US)

D387,839 S \* 12/1997 Pysell ..... D21/839  
D388,494 S \* 12/1997 Liu ..... D21/839  
D414,564 S \* 9/1999 Goldwitz ..... D25/61  
D593,209 S \* 5/2009 VanElverdinghe ..... D25/22  
D603,059 S \* 10/2009 VanElverdinghe ..... D25/61  
D624,199 S \* 9/2010 VanElverdinghe ..... D25/61

(\*\*) Term: **14 Years**

\* cited by examiner

(21) Appl. No.: **29/412,631**

*Primary Examiner* — Cynthia M Chin

(22) Filed: **Feb. 6, 2012**

(74) *Attorney, Agent, or Firm* — David H. Judson

(51) **LOC (9) Cl.** ..... **21-04**

(52) **U.S. Cl.**

USPC ..... **D21/839**; D25/56; D25/61

(58) **Field of Classification Search**

USPC ..... D21/834, 837, 839; D25/22, 56,  
D25/61; 52/86, 90.1, 93.1; 125/87, 121, 122,  
125/124, 136, 143, 156, 160, 117

See application file for complete search history.

(56) **References Cited**

**U.S. PATENT DOCUMENTS**

3,925,942 A \* 12/1975 Hemmelsbach ..... 52/86  
4,347,690 A \* 9/1982 Wallace, Jr. .... 52/93.1

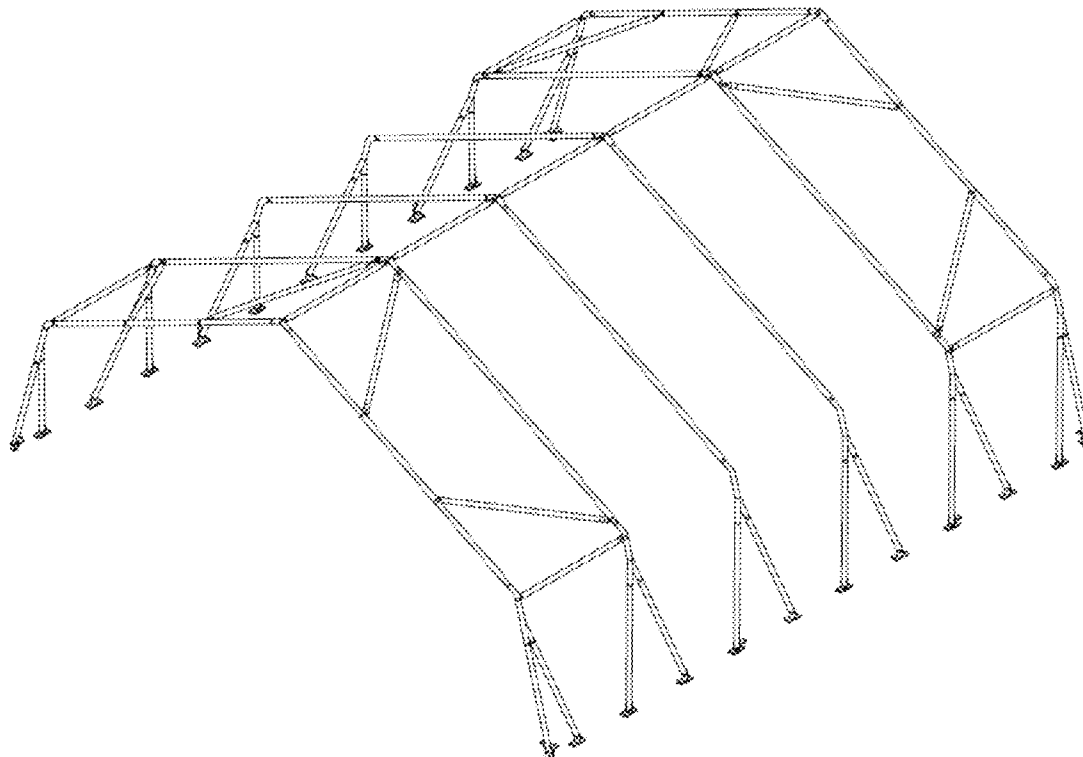
(57) **CLAIM**

The ornamental design for a shade structure, as shown and described.

**DESCRIPTION**

FIG. 1 is a perspective view of the shade structure;  
FIG. 2 is a plan view of the structure of FIG. 1;  
FIG. 3 is an end view of the structure of FIG. 1; and,  
FIG. 4 is an elevation view of the structure of FIG. 1.

**1 Claim, 3 Drawing Sheets**



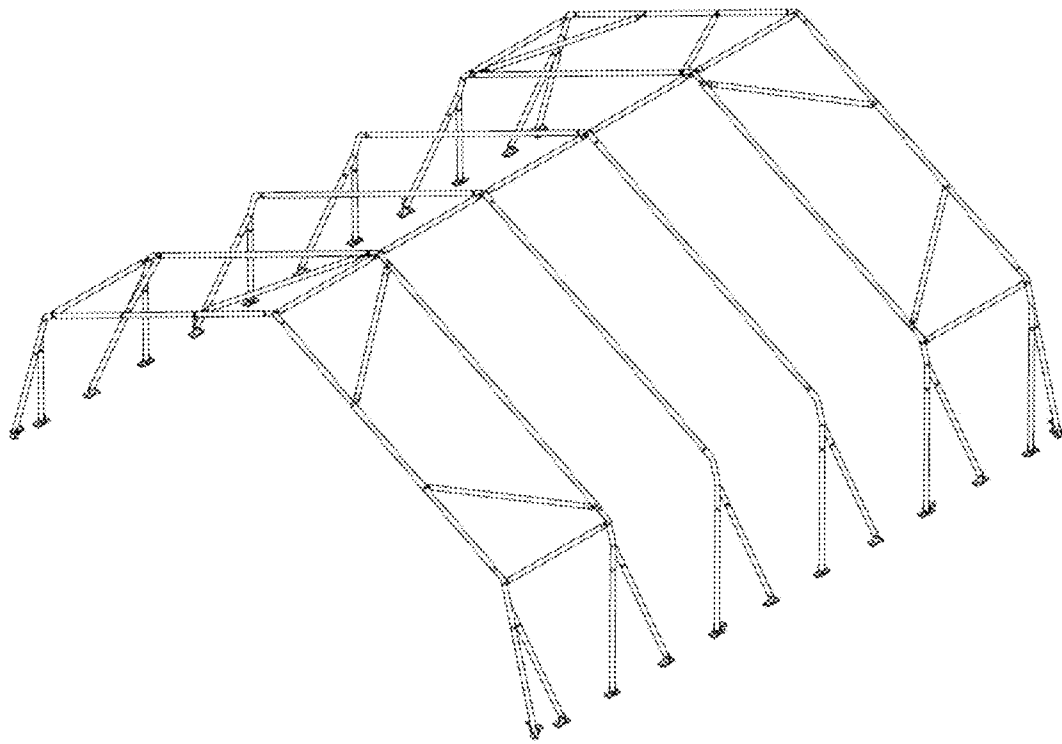


FIG. 1

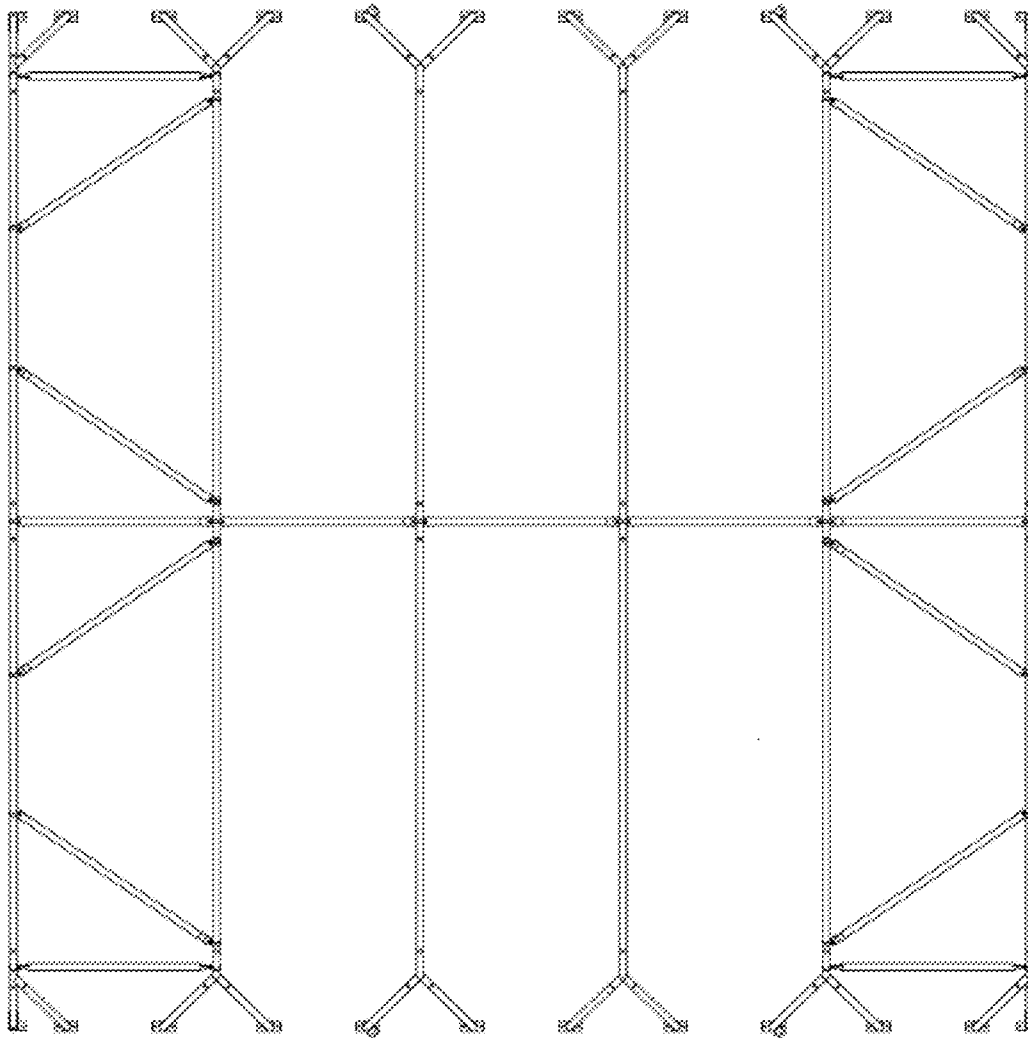


FIG. 2

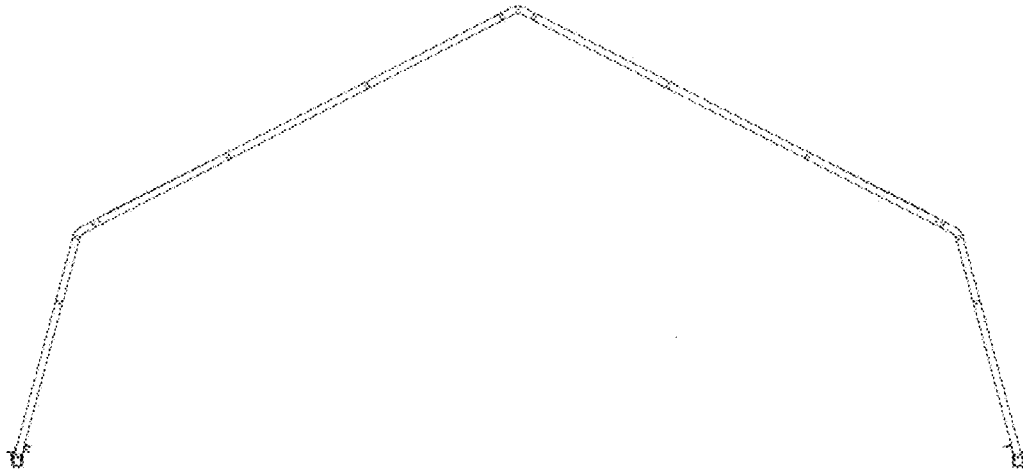


FIG. 3

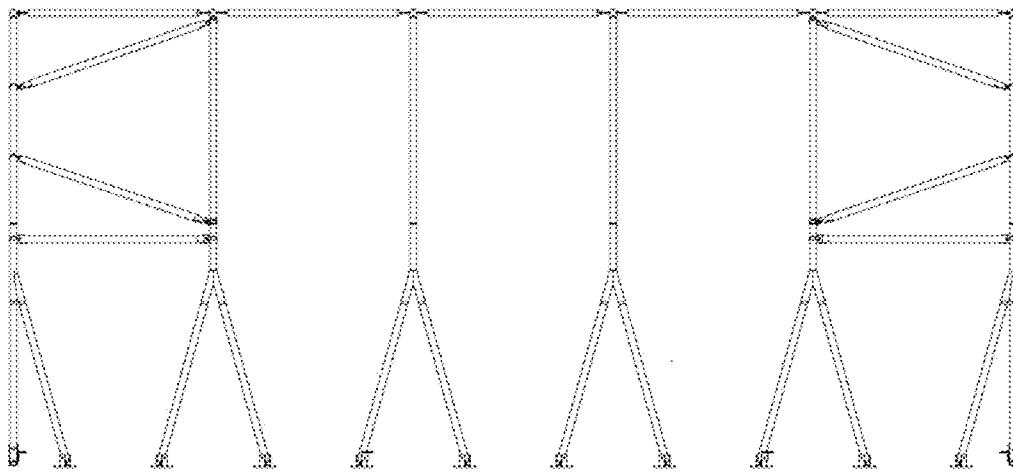


FIG. 4