



US00D598003S

(12) **United States Design Patent**  
**Park**

(10) **Patent No.:** **US D598,003 S**

(45) **Date of Patent:** **\*\* Aug. 11, 2009**

(54) **SPEAKERPHONE DEVICE**

(75) Inventor: **Cheol Woo Park**, Chicago, IL (US)

(73) Assignee: **Motorola, Inc.**, Schaumburg, IL (US)

(\*\*) Term: **14 Years**

(21) Appl. No.: **29/328,369**

(22) Filed: **Nov. 24, 2008**

(51) **LOC (9) Cl.** ..... **14-03**

(52) **U.S. Cl.** ..... **D14/149**

(58) **Field of Classification Search** ..... D14/130,  
D14/137, 140, 140.1, 140.8, 141.1, 141.3,  
D14/142, 149-151, 158-159, 168, 171-172,  
D14/188, 211, 214, 225-226, 240, 243, 251,  
D14/253, 299, 336, 215, 167, 210, 212, 509;  
379/387.01, 388.02, 420.02, 447, 453, 434;  
381/16; D13/107-108, 168; 455/351

See application file for complete search history.

(56) **References Cited**

**U.S. PATENT DOCUMENTS**

|           |   |   |         |                 |       |         |
|-----------|---|---|---------|-----------------|-------|---------|
| D367,274  | S | * | 2/1996  | Gobindram       | ..... | D14/149 |
| D376,593  | S | * | 12/1996 | Riggs           | ..... | D14/137 |
| 5,946,610 | A | * | 8/1999  | Hama            | ..... | 455/351 |
| D432,514  | S | * | 10/2000 | Nakamura et al. | ..... | D14/509 |
| D481,370  | S | * | 10/2003 | Popowski et al. | ..... | D14/150 |
| D482,672  | S | * | 11/2003 | Takagi          | ..... | D14/509 |
| D492,279  | S | * | 6/2004  | Lee             | ..... | D14/188 |
| D497,882  | S | * | 11/2004 | Huang           | ..... | D13/168 |
| D504,122  | S | * | 4/2005  | Zeitman         | ..... | D14/509 |
| D522,995  | S | * | 6/2006  | Iijima          | ..... | D14/509 |
| D561,732  | S | * | 2/2008  | Motoishi        | ..... | D14/509 |
| D568,304  | S | * | 5/2008  | Park            | ..... | D14/240 |
| D577,009  | S | * | 9/2008  | Wilson et al.   | ..... | D14/225 |

**OTHER PUBLICATIONS**

Konftel KT50, <URL:http://www.101phones.com/details/11393-6386/Konftel-Conference-Phones-KT50.html>, retrieved from internet Mar. 10, 2009.\*

\* cited by examiner

*Primary Examiner*—Ian Simmons  
*Assistant Examiner*—Carla Jobe Wright

(57) **CLAIM**

The ornamental design for a speakerphone device, as shown and described.

**DESCRIPTION**

FIG. 1 is a perspective view of a first embodiment of an ornamental design for a speakerphone device;

FIG. 2 is a front view of the first embodiment thereof;

FIG. 3 is a rear view of the first embodiment thereof;

FIG. 4 is a first side view of the first embodiment thereof;

FIG. 5 is a second side view of the first embodiment thereof;

FIG. 6 is a top view of the first embodiment thereof; and

FIG. 7 is a bottom view of the first embodiment thereof.

FIG. 8 is a perspective view of a second embodiment of an ornamental design for a speakerphone device;

FIG. 9 is a front view of the second embodiment thereof;

FIG. 10 is a rear view of the second embodiment thereof;

FIG. 11 is a first side view of the second embodiment thereof;

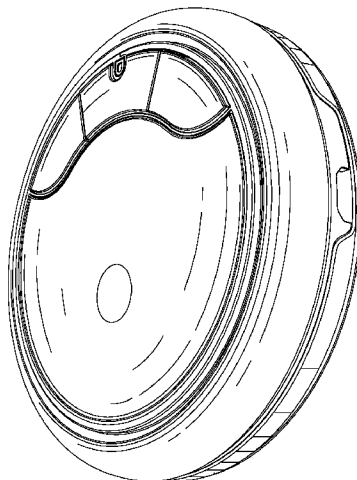
FIG. 12 is a second side view of the second embodiment thereof;

FIG. 13 is a top view of the second embodiment thereof; and,

FIG. 14 is a bottom view of the second embodiment thereof.

The broken line showing of environmental structures in FIGS. 1-7 is for illustrative purposes only and is not part of the scope of the claim of the embodiment in which they are shown.

**1 Claim, 8 Drawing Sheets**



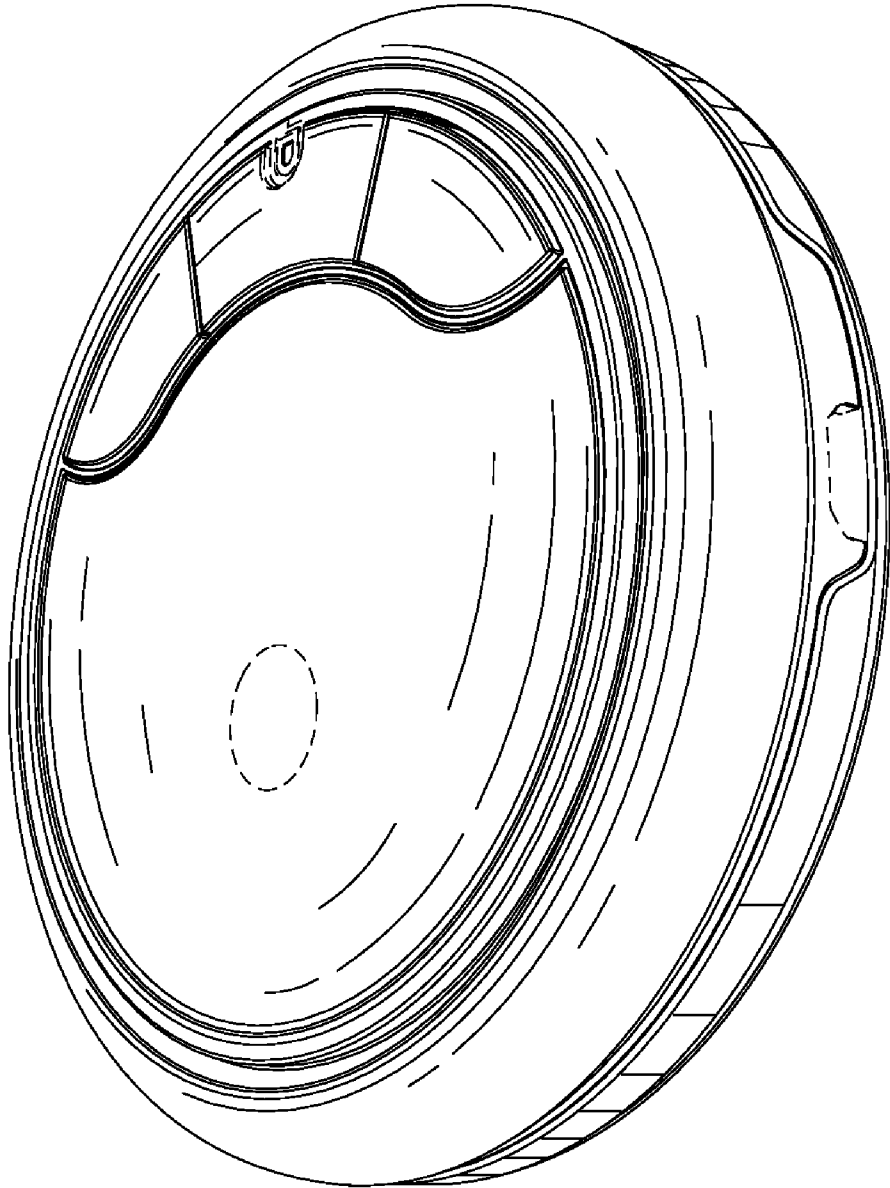


FIG. 1

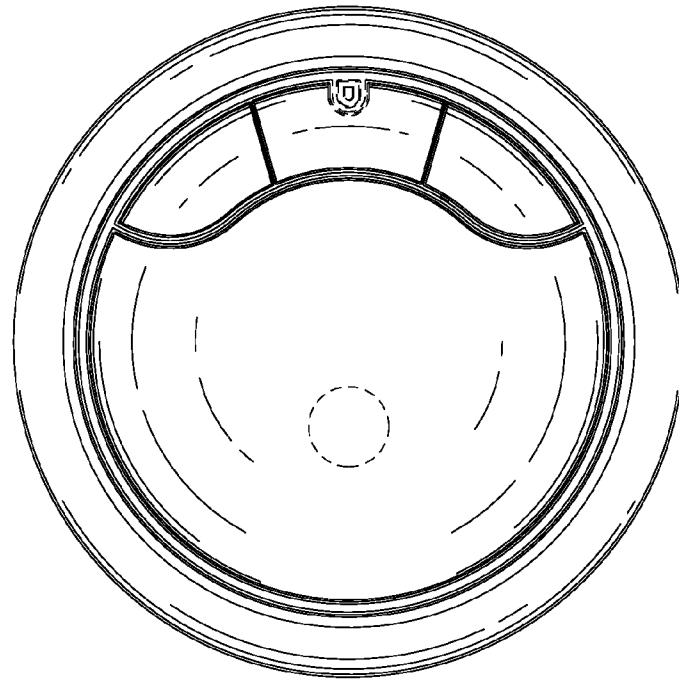


FIG. 2

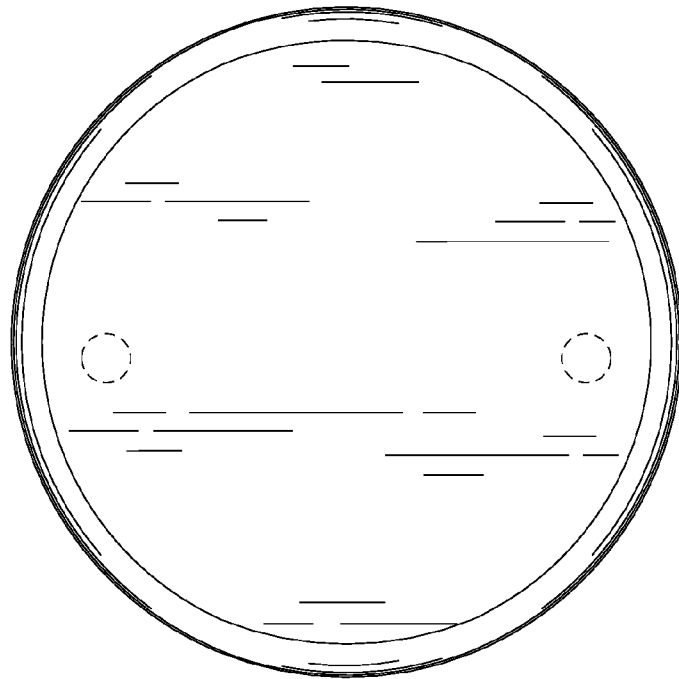


FIG. 3




FIG. 4

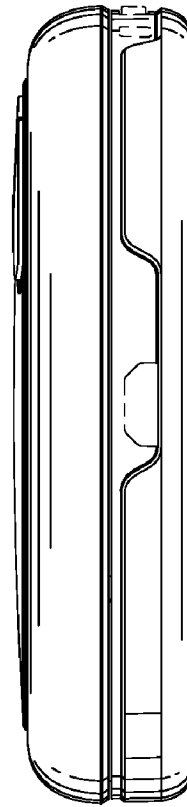


FIG. 5

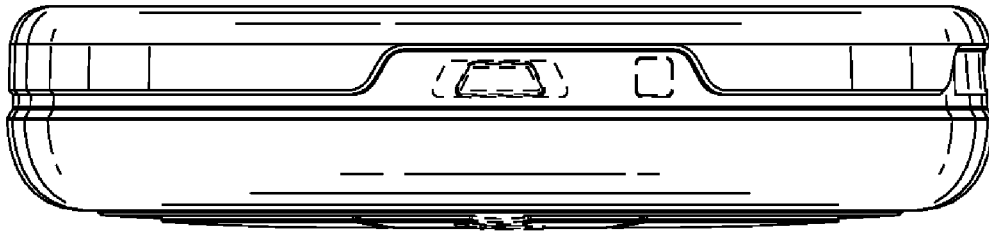


FIG. 6




FIG. 7

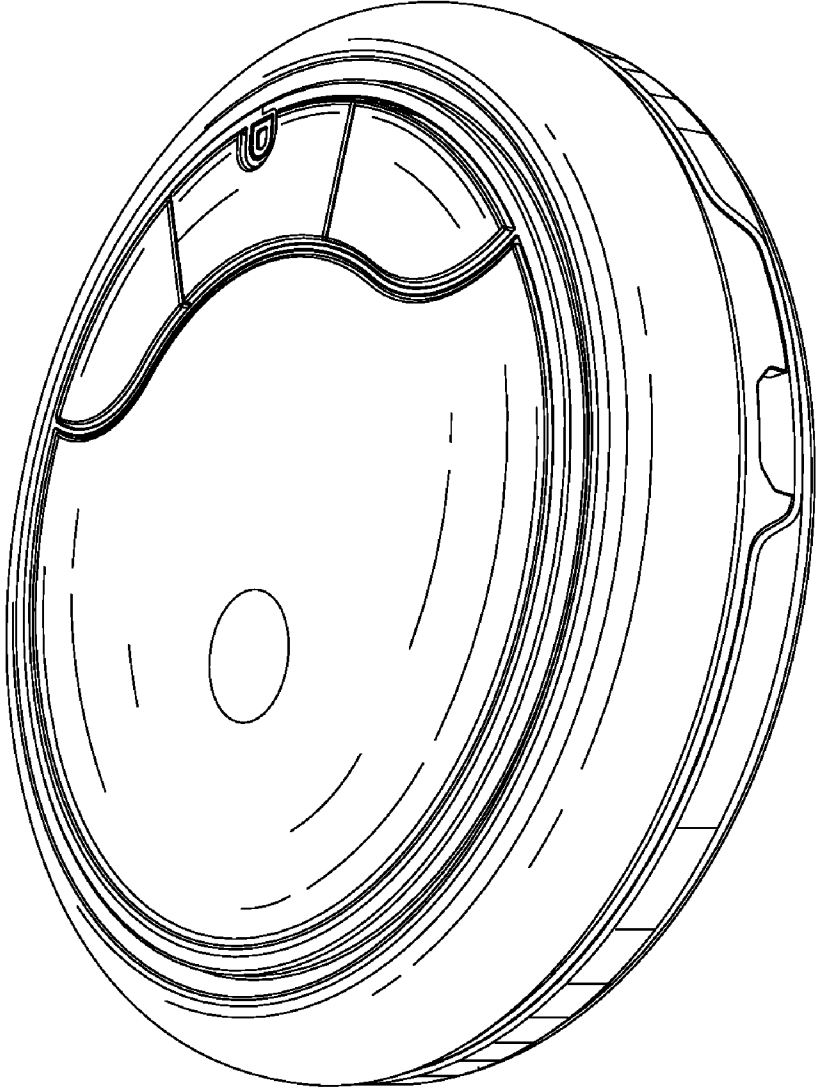


FIG. 8

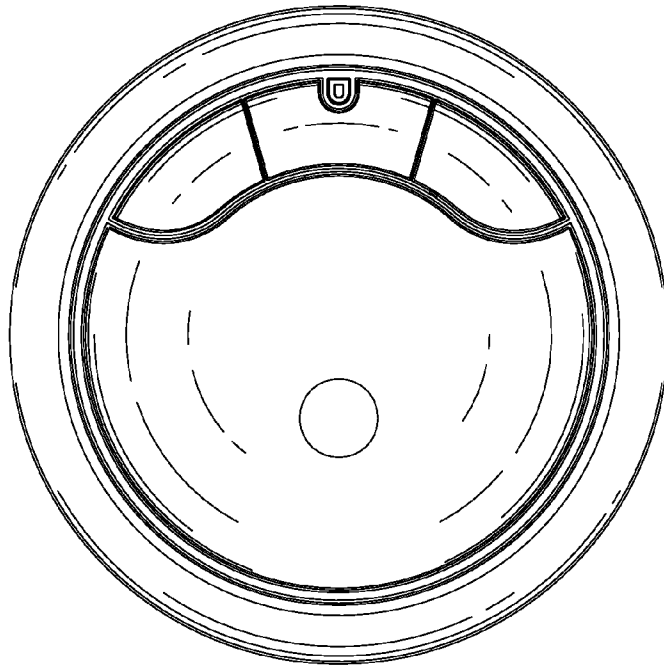


FIG. 9

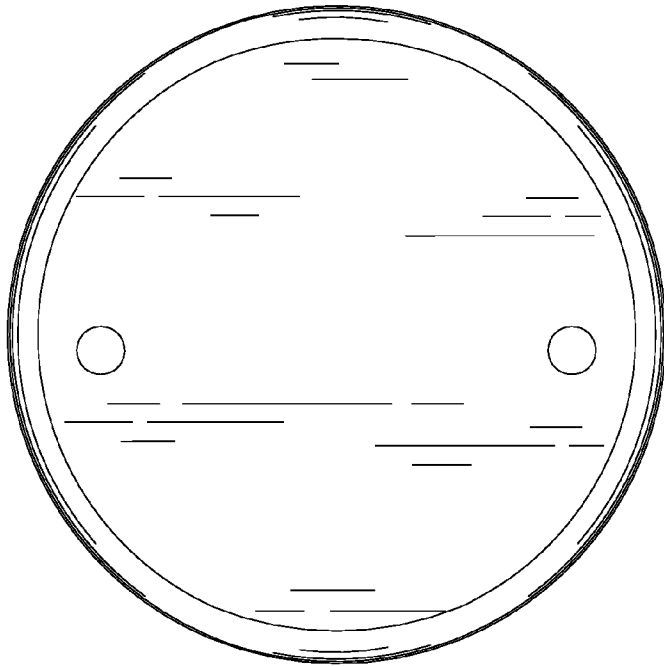


FIG. 10




FIG. 11

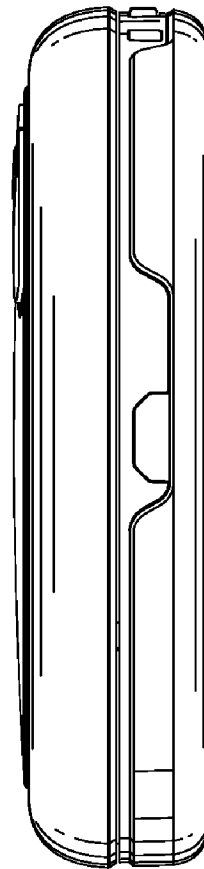


FIG. 12



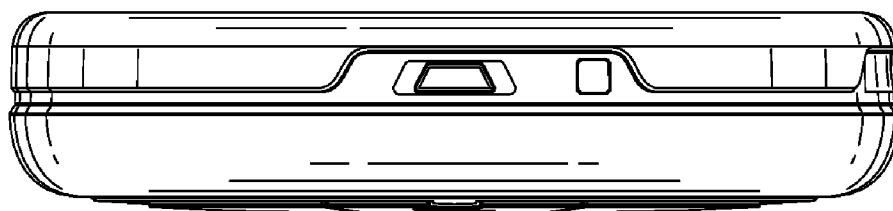


FIG. 13




FIG. 14