



US00D459237S

(12) **United States Design Patent**
Hasegawa

(10) **Patent No.:** **US D459,237 S**

(45) **Date of Patent:** **** Jun. 25, 2002**

(54) **WATCH CASE**

(75) Inventor: **Akihiro Hasegawa**, Tokyo (JP)

(73) Assignee: **Seiko Kabushiki Kaisha**, Tokyo (JP)

(**) Term: **14 Years**

(21) Appl. No.: **29/148,507**

(22) Filed: **Sep. 20, 2001**

(30) **Foreign Application Priority Data**

Mar. 21, 2001 (JP) 2001-007305

(51) **LOC (7) Cl.** **10-02**

(52) **U.S. Cl.** **D10/30**

(58) **Field of Search** D10/30-39, 122-132;
368/281-282, 276-277, 285

(56) **References Cited**

U.S. PATENT DOCUMENTS

- D396,420 S * 7/1998 Coquerel D10/32
- D401,513 S * 11/1998 Coquerel D10/39
- D420,294 S * 2/2000 Saito D10/30

- D430,043 S * 8/2000 Schopfer D10/39
- D438,121 S * 2/2001 Houlihan et al. D10/30
- D451,409 S * 12/2001 Giardiello D10/32
- D451,410 S * 12/2001 Giardiello D10/32

* cited by examiner

Primary Examiner—Nelson C. Holtje

(74) *Attorney, Agent, or Firm*—Stroock & Stroock & Lavan LLP

(57) **CLAIM**

The ornamental design for a watch case, as shown and described.

DESCRIPTION

FIG. 1 is a perspective view of a watch case;

FIG. 2 is a front elevational view thereof;

FIG. 3 is a rear elevational view thereof;

FIG. 4 is a top plan view thereof, the opposite side view being a mirror image;

FIG. 5 is a left side elevational view thereof; and,

FIG. 6 is a right side elevational view thereof.

1 Claim, 1 Drawing Sheet

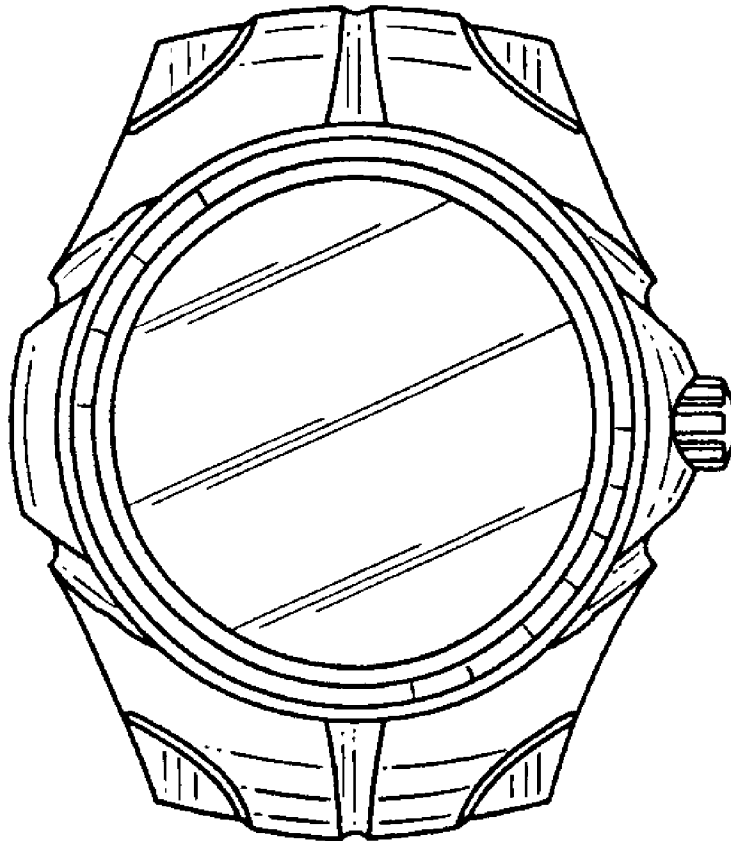


FIG. 1

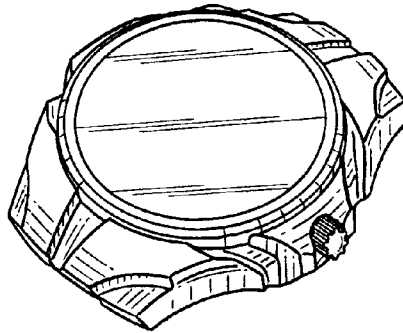


FIG. 2

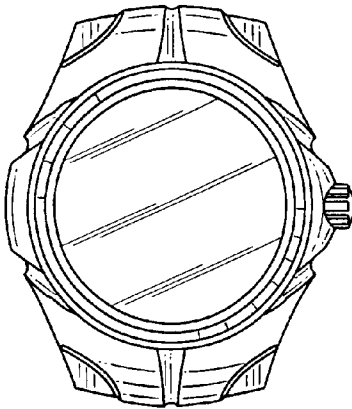


FIG. 3

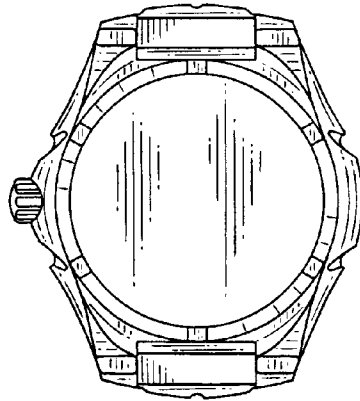


FIG. 4

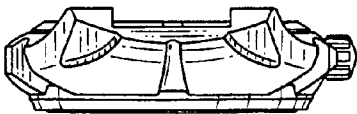


FIG. 5

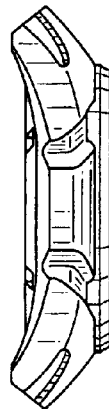


FIG. 6

