



US00D581007S

(12) **United States Design Patent**
Meade

(10) **Patent No.:** **US D581,007 S**

(45) **Date of Patent:** **** Nov. 18, 2008**

(54) **FISHING LURE**

(76) Inventor: **Robbie Meade**, 7 Ware Street, Victoria,
Bannockburn (AU) 3331

(**) Term: **14 Years**

(21) Appl. No.: **29/295,144**

(22) Filed: **Sep. 21, 2007**

(30) **Foreign Application Priority Data**

Mar. 30, 2007 (AU) 17234/2007

(51) **LOC (8) Cl.** **22-05**

(52) **U.S. Cl.** **D22/129**

(58) **Field of Classification Search** D22/126-133;
43/42.5, 42.32-42.34, 43.13, 42.51, 42.53,
43/42.03, 42.18, 42.23, 36, 42.35

See application file for complete search history.

(56) **References Cited**

U.S. PATENT DOCUMENTS

3,702,035 A * 11/1972 Pope 43/42.35
D283,723 S * 5/1986 Van De Riet, Jr. D22/128
D356,360 S * 3/1995 Drury, Jr. D22/129

D474,523 S * 5/2003 Renosky D22/126
D513,780 S * 1/2006 Jakeman et al. D22/126
7,216,456 B2 * 5/2007 Kaariainen et al. 43/42.5

* cited by examiner

Primary Examiner—Catherine R Oliver

(74) *Attorney, Agent, or Firm*—Hanley, Flight &
Zimmerman, LLC

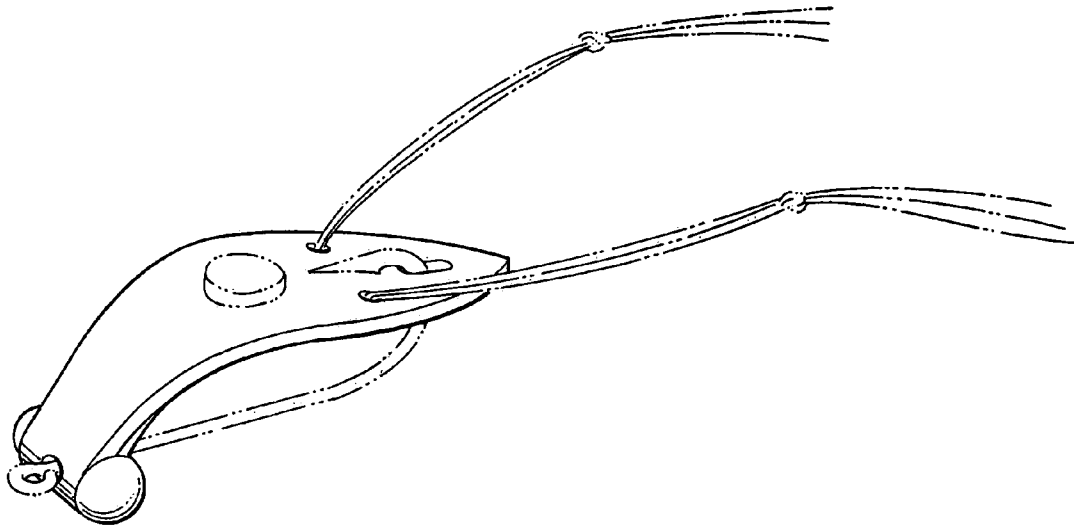
(57) **CLAIM**

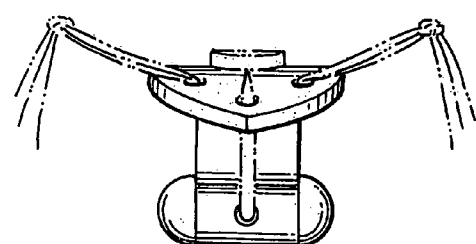
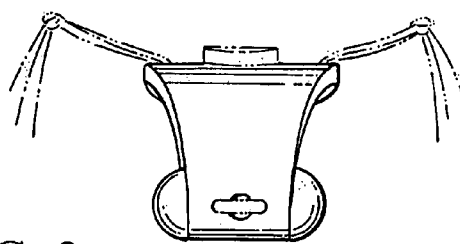
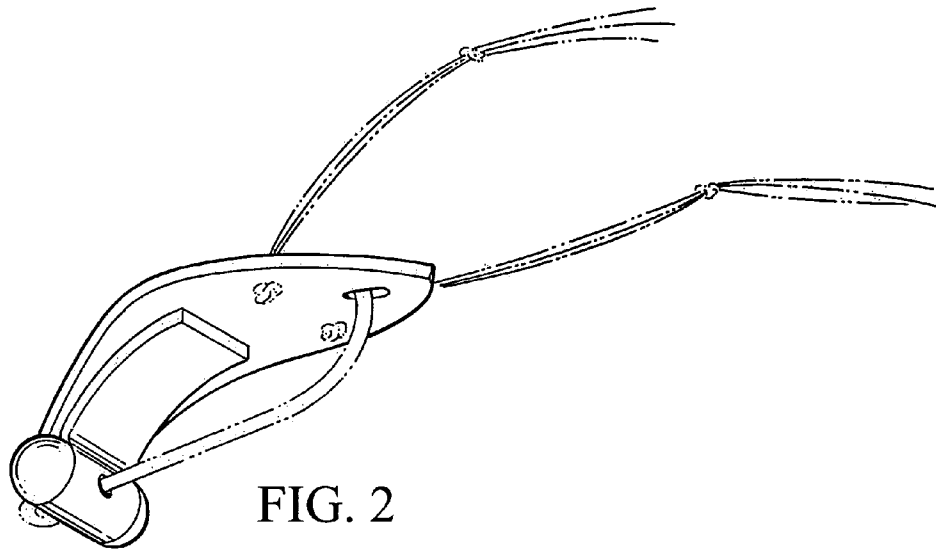
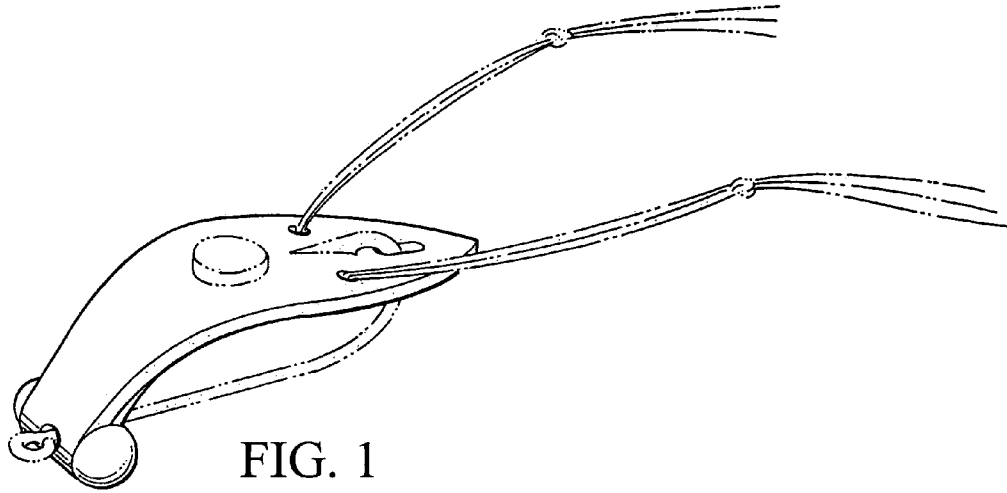
The ornamental design for a “fishing lure,” as shown and described.

DESCRIPTION

FIG. 1 is a front perspective view from above the fishing lure;
FIG. 2 is a rear perspective view from beneath the fishing lure;
FIG. 3 is a front elevational view of the fishing lure;
FIG. 4 is a rear elevational view of the fishing lure;
FIG. 5 is a side elevational view of the fishing lure;
FIG. 6 is a top plan view of the fishing lure; and,
FIG. 7 is a bottom plan view of the fishing lure.

1 Claim, 2 Drawing Sheets





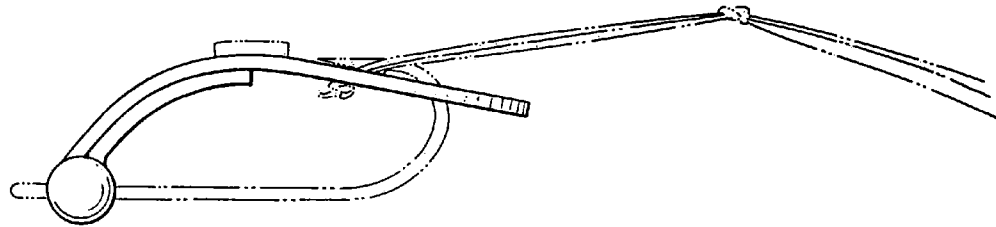


FIG. 5

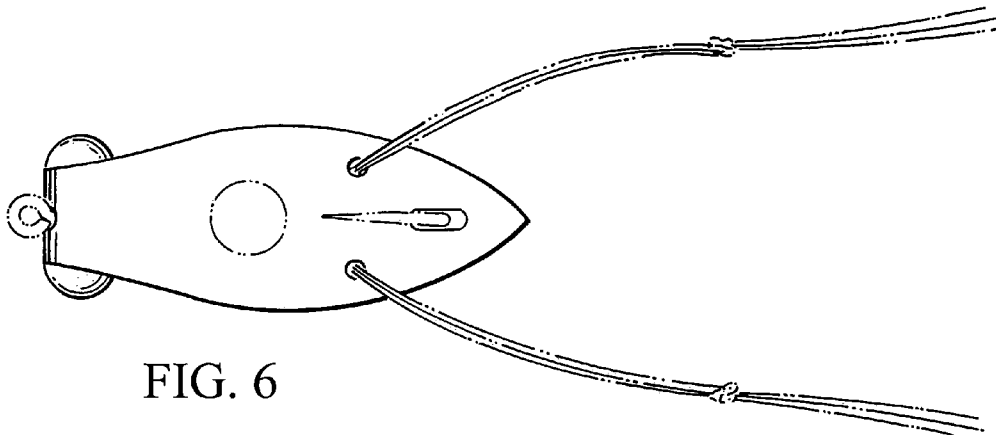


FIG. 6

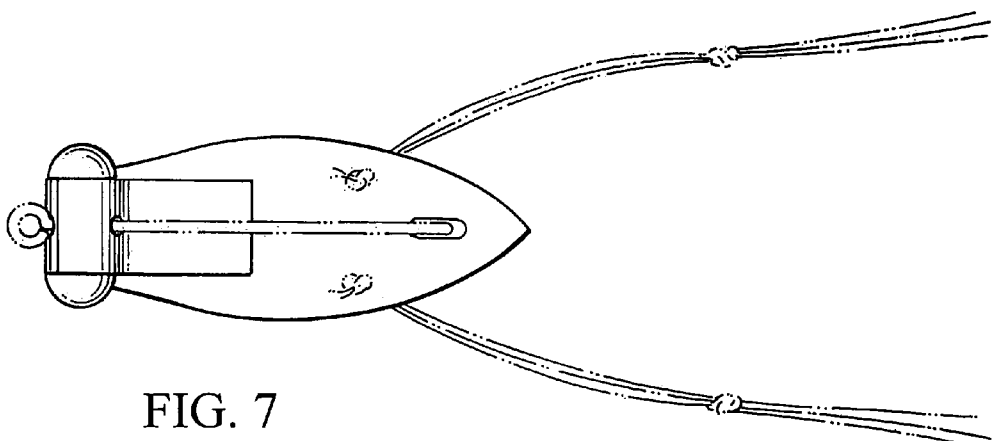


FIG. 7