



US00D536097S

(12) **United States Design Patent**
Nan

(10) **Patent No.:** **US D536,097 S**

(45) **Date of Patent:** **** Jan. 30, 2007**

(54) **VIBRATOR**

D527,109 S * 8/2006 Nan D24/215

(75) Inventor: **Simon Siu Man Nan**, Richmond Hill (CA)

* cited by examiner

(73) Assignee: **Nanma Manufacturing Co. Ltd.**, Hong Kong (HK)

Primary Examiner—Ian Simmons

Assistant Examiner—Melanie Levy

(74) *Attorney, Agent, or Firm*—Peter S. Gilster; Greensfelder, Hemker & Gale, P.C.

(**) Term: **14 Years**

(57) **CLAIM**

(21) Appl. No.: **29/251,159**

The ornamental design for a vibrator, as shown and described.

(22) Filed: **Jan. 4, 2006**

(51) **LOC (8) Cl.** **28-03**

(52) **U.S. Cl.** **D24/215**

(58) **Field of Classification Search** D24/214, D24/215, 211, 200; 601/46, 101, 87, 84, 601/80, 70, 67, 78, 85; 600/38

See application file for complete search history.

DESCRIPTION

FIG. 1 is a perspective view of a vibrator showing my new design;

FIG. 2 is an opposite perspective view of the vibrator shown in FIG. 1 rotated 180 degrees from that shown in FIG. 1.

FIG. 3 is a top view of the vibrator shown in FIG. 1.

FIG. 4 is a bottom view thereof;

FIG. 5 is a front view of the vibrator shown in FIG. 1.

FIG. 6 is a rear view thereof;

FIG. 7 is a right side view thereof; and,

FIG. 8 is a left side view thereof.

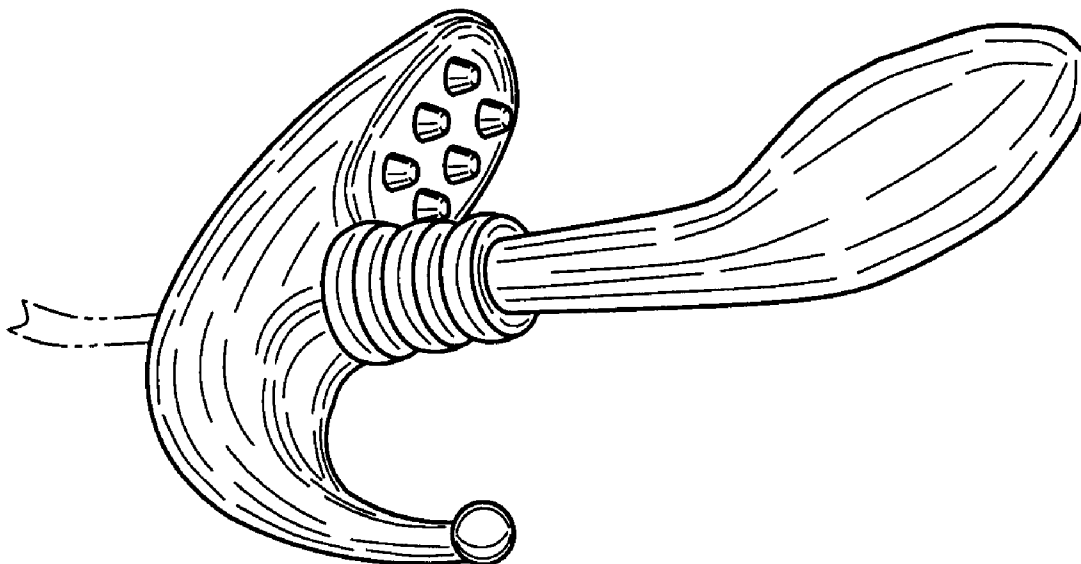
The broken lines are for illustrative purposes only and form no part of the claimed design.

(56) **References Cited**

U.S. PATENT DOCUMENTS

- D320,087 S * 9/1991 Sholzberg et al. D24/215
- D373,197 S * 8/1996 Schepper D24/214
- D386,879 S 11/1997 Daniels
- D437,939 S * 2/2001 Hirose D24/215
- D515,219 S * 2/2006 Nan D24/215

1 Claim, 2 Drawing Sheets



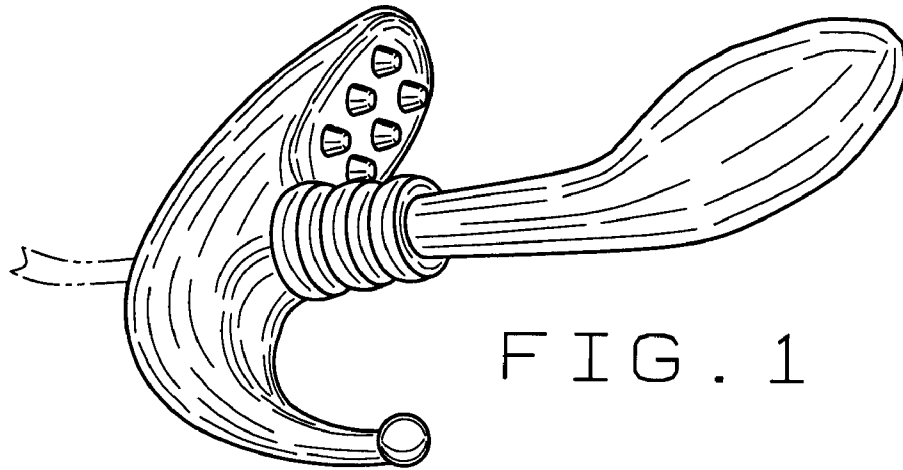


FIG. 1

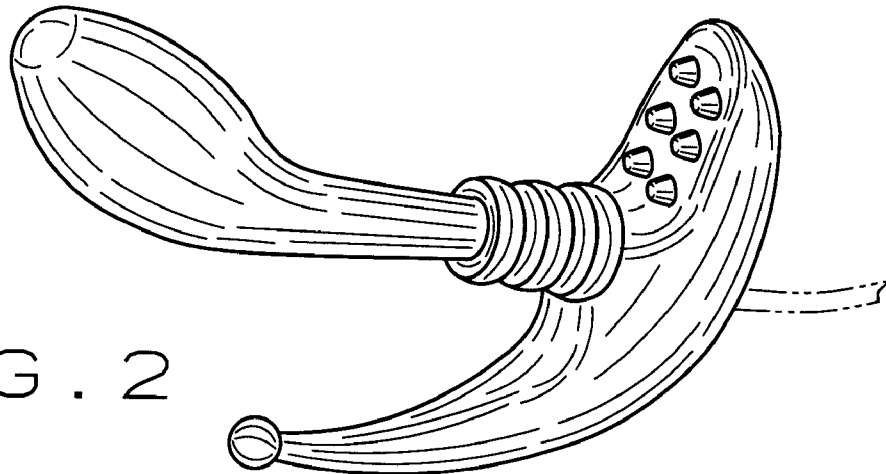


FIG. 2

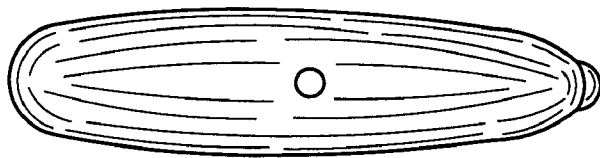


FIG. 3

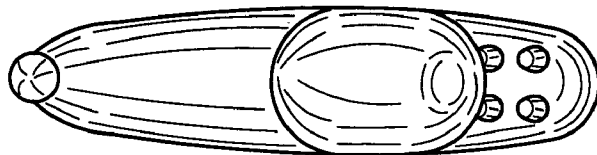


FIG. 4

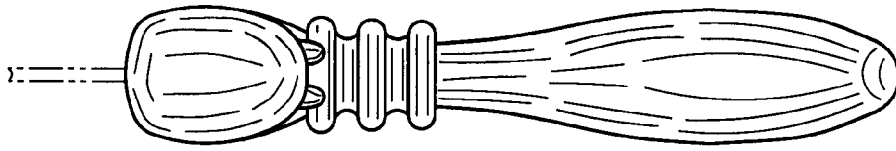


FIG. 5

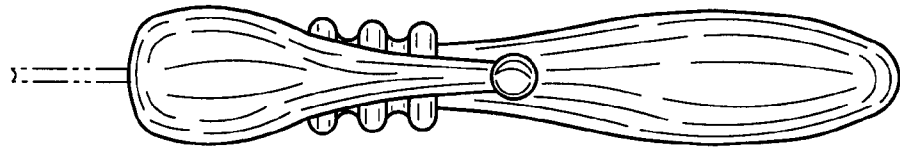


FIG. 6

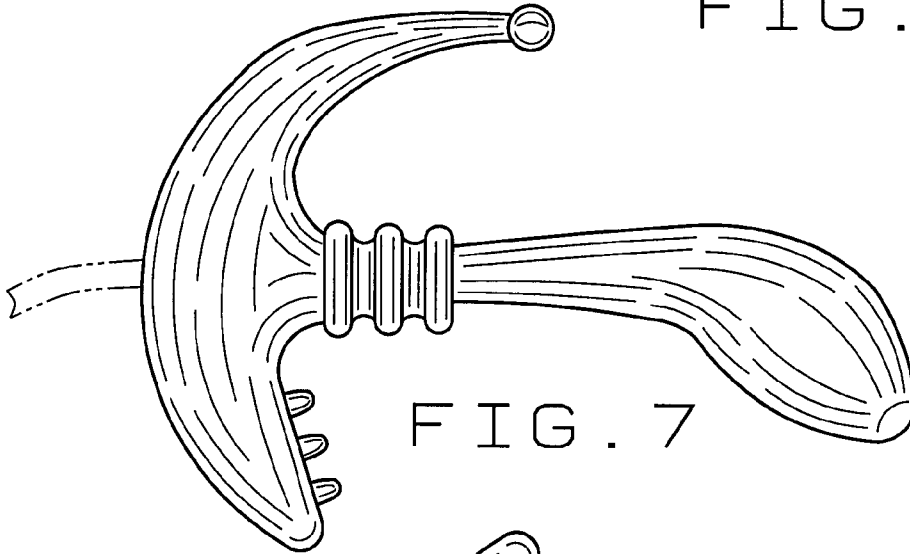


FIG. 7

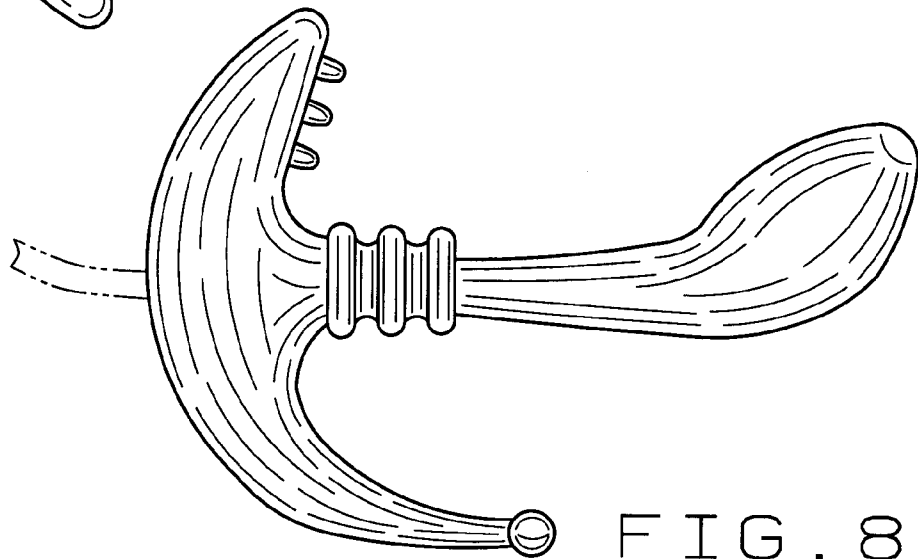


FIG. 8