(Model.)

J. N. BURTON.

HOE.

No. 266,673. Patented Oct. 31, 1882.

Fig. 1.

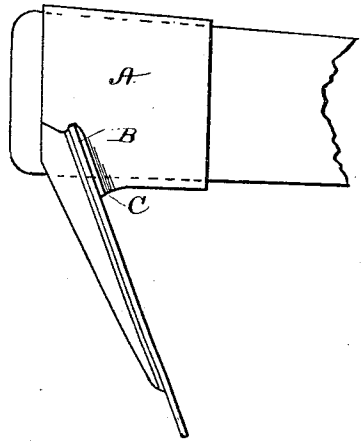

Fig. 2.

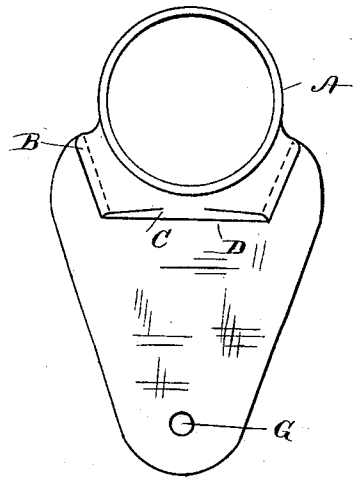

Fig. 3.

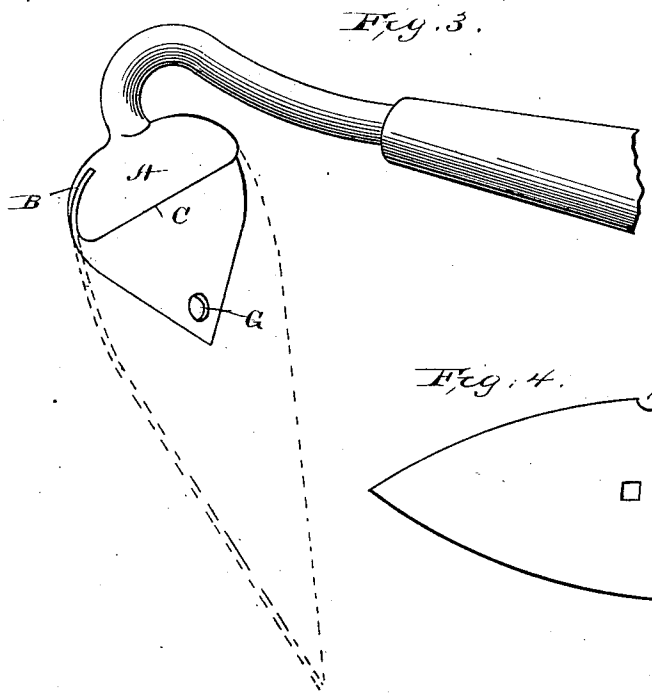

Fig. 4.

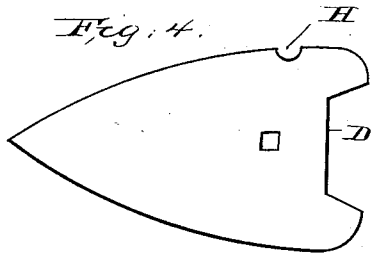

Witnesses.
Edwin L. Yemee.
J. J. McCarthy.

Inventor.
James N. Burton
By C. M. Alexander
Attorney.

N. PETERS, Photo-Lithographer, Washington, D. C.

UNITED STATES PATENT OFFICE.

JAMES N. BURTON, OF WARNERVILLE, GEORGIA.

HOE.

SPECIFICATION forming part of Letters Patent No. 266,673, dated October 31, 1882.

Application filed March 10, 1882. (Model.)

To all whom it may concern:

Be it known that I, JAMES N. BURTON, of Warnerville, in the county of Meriwether, and in the State of Georgia, have invented certain new and useful Improvements in Hoes; and I do hereby declare that the following is a full, clear, and exact description thereof, reference being had to the accompanying drawings, and to the letters of reference marked thereon, making a part of this specification.

This invention relates to certain improvements in hoes, rakes, and other similar garden and agricultural implements; and it has for its objects to provide improved means whereby the blade or rake head of such implements may be accurately adjusted or fitted to the eye-section or shank-head and secured thereto, either permanently or detachably, as more fully hereinafter specified.

In implements of this class, as heretofore constructed, the eye-section or shank-head has been provided with a transverse shoulder and with flaring or beveled undercut sides and the blade or rake-head has been provided with a recess having flaring or beveled sides to correspond to the flaring or beveled recesses in the eye-section or shank-head, and with a transverse straight edge to fit the eye-section or shank-head; but, as heretofore constructed, the eye-section or shank-head has been formed with a projecting lip, which sets over the blade and conceals the transverse shoulder. In the construction of these implements the blades are set upon the eye-section or shank-head and secured thereto by means of a removable bolt or a stationary rivet, and in both cases it has been difficult to adjust the blade or rake-head against the shoulder, which is intended to prevent lateral movement, for the reason that the said shoulder has been covered and out of sight, making it necessary to set the blade merely by the sense of feeling without any other guide. As thus set the blade in most instances does not abut squarely against the shoulder, resulting in the formation of a defective implement.

My invention is designed to obviate these defects, and I accomplish the objects enumerated by the means illustrated in the accompanying drawings, in which—

Figure 1 represents a side elevation of my invention; Fig. 2, a front view of the same; Fig. 3, a perspective view of a modification of my invention, and Fig. 4 a view of one of the blades detached.

The letter A indicates the eye-section or shank-head of my improved implement, which is constructed with undercut, beveled, or flaring recesses B at each side, and with an exposed transverse shoulder C, against which the tranverse edge D of the blade E abuts. The plate F of the eye-section or shank-head is provided with an aperture, G, for the insertion of a screw-bolt or rivet, which is intended to be passed through a corresponding aperture in the blade.

The eye-section or shank-head, as thus constructed, is adapted to receive and hold a variety of blades, so that it may at convenience serve as a rake, hoe, or other implement. The detachable blades at one edge are provided with recesses H, so as to serve as wrenches for detaching the bolt to release the same and secure another, as required.

I am aware that a hoe-blade with an unconcealed shoulder on the rear face has been heretofore constructed, and this I do not seek to claim.

Having thus described my invention, what I claim, and desire to secure by Letters Patent, is—

The eye-section or shank-head provided with flaring or beveled undercut sides and an unconcealed transverse shoulder on its front surface, and the blade provided with a recess having flaring or beveled sides and a transverse straight edge adapted to abut against the shoulder of the eye-section or shank-head, whereby the blade may be accurately adjusted, substantially as specified.

In testimony whereof I affix my signature, in presence of two witnesses, this 10th day of March, 1882.

J. N. BURTON.

Witnesses:
J. J. MCCARTHY,
T. W. SORAN.