

(19) World Intellectual Property Organization  
International Bureau



(43) International Publication Date  
7 February 2002 (07.02.2002)

PCT

(10) International Publication Number  
**WO 02/10188 A1**

(51) International Patent Classification<sup>7</sup>: **C07J 1/00**, A61K  
31/565, A61P 5/30, C07J 51/00, 71/00

NL-5403 AC Uden (NL). **VEENEMAN, Gerrit, Herman**  
[NL/NL]; Smidse 6, NL-5374 AJ Schaijk (NL).

(21) International Application Number: PCT/EP01/08535

(74) Agent: **KRAAK, H.**; P.O. Box 20, NL-5340 BH Oss (NL).

(22) International Filing Date: 23 July 2001 (23.07.2001)

(81) Designated States (*national*): AE, AG, AL, AU, BA, BB, BG, BR, BZ, CA, CN, CO, CR, CU, CZ, DM, DZ, EC, EE, GD, GE, HR, HU, ID, IL, IN, IS, JP, KP, KR, LC, LK, LR, LT, LV, MA, MG, MK, MN, MX, MZ, NO, NZ, PL, RO, RU, SG, SI, SK, SL, TR, TT, UA, US, UZ, VN, YU, ZA.

(25) Filing Language: English

(26) Publication Language: English

(30) Priority Data:  
00202697.9 28 July 2000 (28.07.2000) EP

(84) Designated States (*regional*): ARIPO patent (GH, GM, KE, LS, MW, MZ, SD, SL, SZ, TZ, UG, ZW), Eurasian patent (AM, AZ, BY, KG, KZ, MD, RU, TJ, TM), European patent (AT, BE, CH, CY, DE, DK, ES, FI, FR, GB, GR, IE, IT, LU, MC, NL, PT, SE, TR), OAPI patent (BF, BJ, CF, CG, CI, CM, GA, GN, GQ, GW, ML, MR, NE, SN, TD, TG).

(71) Applicant (*for all designated States except US*): **AKZO NOBEL N.V.** [NL/NL]; Velperweg 76, NL-6824 BM Arnhem (NL).

**Published:**

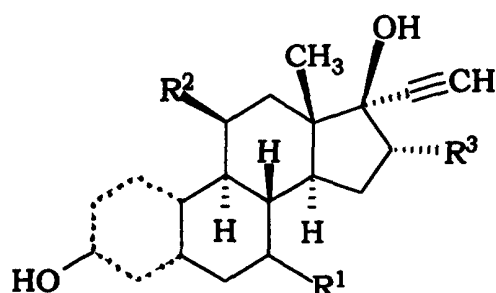
— with international search report

(72) Inventors; and

(75) Inventors/Applicants (*for US only*): **MESTRES, Jordi** [ES/GB]; c/o Organon Laboratories Ltd., New Edinburgh Road, Newhouse, Lanarkshire, ML1 5SH, Scotland (GB).  
**LOOZEN, Hubert, Jan, Jozef** [NL/NL]; Meerhoek 602,

*For two-letter codes and other abbreviations, refer to the "Guidance Notes on Codes and Abbreviations" appearing at the beginning of each regular issue of the PCT Gazette.*

(54) Title: 16ALPHA-METHYL OR ETHYL SUBSTITUTED ESTROGENS



(1)

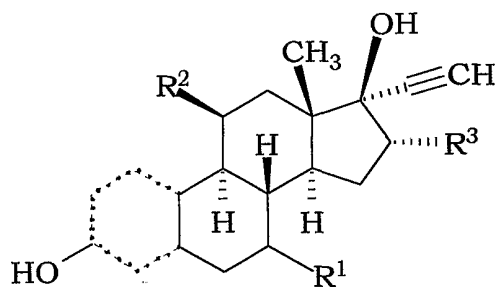
(57) **Abstract:** The invention makes a 16 $\alpha$ -substituted steroidal compound available having formula 1, wherein the dotted ring is a fully saturated, a fully aromatic or a saturated ring with a  $\Delta^{5-10}$  double bond; R<sup>1</sup> is (C<sub>1</sub>-C<sub>3</sub>)alkyl or (C<sub>2</sub>-C<sub>3</sub>)alkenyl, and each of these groups can be substituted with one or more halogens; R<sup>2</sup> is (C<sub>1</sub>-C<sub>4</sub>)alkyl, (C<sub>2</sub>-C<sub>4</sub>)alkenyl or methylene, and each of these groups can be substituted with one or more halogens; R<sup>3</sup> is methyl or ethyl; or a prodrug thereof, which compound can be used for an estrogen receptor  $\alpha$  selective treatment.

16 $\alpha$ -METHYL OR ETHYL SUBSTITUTED ESTROGENS

This invention relates to a 16 $\alpha$ -substituted steroidal compound, to a method of activating estrogenic receptors with such a compound and to the use of such a compound for the manufacture of a medicine for estrogen-receptor related treatments.

Steroidal compounds with estrogenic activity have found long-standing utility in the treatment of a variety of medical indications and in regimes for contraceptive purposes. Despite the long history of the field there still is a need for more effective, safer and more economical compounds than the existing ones. This need is the more pressing in view of advancement in health care in other areas, which has led to an increasingly longer life span. This is in particular a problem for women for whom the decline in estrogenic hormones at menopause is drastic and has negative consequences for bone strength and cardiovascular functions. For estrogenic treatment, there are highly active estrogenic 16 $\alpha$ -substituted estragenic steroids available as for example described in Fevig et al (in Steroids 51: PP 471-497, 1988), DE 2757157, US 3,704,253 and Takikawa et al (in Res. Steroids Vol 7, pp 291-299, 1977). Also 7 $\alpha$ ,11 $\beta$ -disubstituted estrogens are known from Tedesco et al (in Bioorganic & Medicinal Chemistry Letters, Vol 7, No 22, pp 2919-2924, 1997), but further improvements are still possible in this field. The discovery of subtypes of estrogen receptors, there being an  $\alpha$ -subtype (ER  $\alpha$ ) and a  $\beta$ -subtype (ER  $\beta$ ) of such receptors, offers the possibility for more selective activation of one particular subtype of those two receptors, immanently resulting in more effective treatments or treatments with less side effects. Specifically 16 $\beta$ -methyl-estrogens are described in González et al (Steroids Vol. 40; 171-187; 1982), but compounds with the 16 $\beta$ -configuration do not generally have the favourable selective effect of a compound of this invention.

The present invention is based on the discovery of compounds, which are unexpectedly selective for the estrogen receptor of the  $\alpha$ -subtype. This invention makes a 16 $\alpha$ -substituted steroidal compound available having formula 1,



formula 1

wherein:

the dotted ring (so-called A-ring) is a fully saturated, a fully aromatic or a

5 saturated ring with a  $\Delta^{5-10}$  double bond;

$R^1$  is (C1-C3)alkyl or (C2-C3)alkenyl, and each of these groups can be substituted with one or more halogens;

$R^2$  is (C1-C4)alkyl, (C2-C4)alkenyl or methylene, and each of these groups can be substituted with one or more halogens;

10  $R^3$  is methyl or ethyl.

The bonds at the 3 and 7 position, for which the stereochemistry in formula 1 is not specified, can independently be either in  $\alpha$  or in  $\beta$  position with respect to the steroid skeleton. Obviously, when  $R^2$  is

15 methylene the bond at the 11 position is not meant to be in  $\beta$  configuration.

A preferred halogen in  $R^2$  is chlorine or fluorine.

20 A preferred selection for  $R^2$  is (C1-C2)alkyl or vinyl.

Of course, the invention also makes prodrugs for the above defined compounds available.

25 A prodrug is defined as being a compound, which converts in the body of a recipient to a compound as defined by formula 1. Notably, the hydroxy groups as depicted in the formulas above can for example be substituted by alkyl\*oxy, alkenyl\*oxy, acyl\*oxy, aroyloxy, alk\*oxycarbonyloxy, sulfonyl groups or phosphate groups, whereby the carbon chain length of

30 the groups denoted with an asterisk (\*) is not considered to be sharply delimited, while aroyl generally will comprise a phenyl, pyridinyl or pyrimidyl. Preferred prodrugs are carboxylic acid esters or alkyl ethers on

one or both hydroxyl groups, and more preferred prodrugs are (C<sub>2</sub>-C<sub>6</sub>)carboxylic acid esters, such as esters of (iso)butanoic acid, or (C<sub>1</sub>-C<sub>4</sub>) alkyl ethers. The length of the alkyl, alkenyl and acyl groups is selected depending on the desired properties of the prodrugs, whereby the longer

5 chained prodrugs with for example lauryl or caproyl chains are more suitable for sustained release and depot preparations. It is known that such substituents spontaneously hydrolyse or are enzymatically hydrolysed to the free hydroxyl substituents on the skeleton of the compound. Such prodrugs will have biological activity comparable to the

10 compounds to which they are converted in the body of the recipients. The active compound to which a prodrug is converted is called the parent compound. The onset of action and duration of action as well as the distribution in the body of a prodrug may differ from such properties of the parent compound. For other types of prodrugs it should be realised

15 that the hydroxyl groups in formula 1 can be placed in position by the metabolic system of the recipient. The hydroxyl groups are essential for affinity for the estrogen receptors. Thus, compounds as defined by formula 1, but lacking one or both hydroxyl groups are also made available as compounds according to this invention, and to which

20 compounds is referred as prodrugs.

Other terms used in this description have the following meaning:

alkyl is a branched or unbranched alkyl group, for example methyl, ethyl, propyl, butyl or sec-butyl;

25 alkenyl is a branched or unbranched alkenyl group, such as ethenyl, 2-butenyl, etc.;

halogen refers to fluorine, chlorine, bromine and iodine;

aroyl is arylcarbonyl such as a benzoyl group;

aryl is a mono- or polycyclic, homo- or heterocyclic aromatic ring system;

30 acyl is an alkylcarbonyl group.

The prefixes (C<sub>1</sub>-C<sub>4</sub>), (C<sub>2</sub>-C<sub>4</sub>) etceteras have the usual meaning to restrict the meaning of the indicated group to those with respectively 1 to 4, 2 to 4 etc. carbon atoms.

35 The selective estrogen-receptor affinity profile of the compounds according to the present invention makes them suitable for use in therapy. The compounds are suitable as improved estrogens, in the sense

that they can be used for estrogen-receptor related medical treatments, such as those for contraception or for treatment or prevention of benign prostate hypertrophy, cardiovascular disorders, menopausal complaints, osteoporosis, estrogen dependent tumour control or central nervous system disorders such as depression or Alzheimer's disease.

Therefore, the invention relates to the use of a compound according to the invention for the manufacture of a medicament for a selective estrogen-receptor related treatment. The selective estrogen-receptor related treatment is obtained by activation of the  $\alpha$ -subtype of the estrogen receptors. Such a medicament can be used for treatment of estrogen-receptor related disorders such as peri- and/or post-menopausal complaints and also making the medicament generally suitable in the area of hormone replacement therapy (HRT). The treatment comprises administration of the compound according to the present invention to an organism with both subtypes of receptors. Thus the invention also pertains to a method of treatment for selective activation of estrogen receptors of the  $\alpha$ -subtype comprising the administration of a compound according to the invention to a recipient in a suitable amount. Such a method of treatment is suitable for the medical indications of peri- and/or post-menopausal (climacteric) complaints and osteoporosis, i.e. a method of treatment in the field of hormone replacement therapy.

An organism that can be a recipient of a selective estrogenic treatment can be an animal or human being, and in usually will be a female animal or a woman in need of estrogenic treatment.

Administration of a compound according to the invention will be greatly aided by manufacture of pharmaceutical compositions. The present invention, therefore, also relates to a pharmaceutical composition comprising a compound according to the invention mixed with a pharmaceutically acceptable auxiliary.

In a particular aspect the invention relates to the use of a compound according to the invention in the manufacture of a medicament having contraceptive activity. Thus the invention also pertains to the medical

indication of contraception, i.e. a method of contraception comprising the administration of a compound according to the invention in a suitable amount to a recipient, being a woman or a female animal, of a progestogen and an estrogen as is customary in the field, wherein the  
5 estrogen is a compound as described herein before (in a suitable pharmaceutical dosage form).

The compounds of the invention can be produced by various methods known in the art of organic chemistry of steroids in general. Introduction  
10 of 16 $\alpha$  methyl or ethyl groups to steroids is easily done by methods known in organic synthetic literature. Generally, an anion at position C-16 can be formed by treatment of C-17-ketones with appropriate bases such as alkali metal salts of organic secondary amines (diisopropylamine or hexamethyldisilazane). Treatment of these anions with alkylating  
15 agents like alkylhalides leads to the desired 16 $\alpha$ -alkylated steroids. Alternative methods of alkylation are available, for example, starting with conversion of a C17-carbonyl steroid into the corresponding hydrazone followed by the formation of the C16-anion, alkylation, followed by liberation of the carbonyl by cleavage of the hydrazone. Alternatively, the  
20 anion at position 16 is formed by conjugated reduction of a  $\Delta^{15}$ -en-17-one steroid with alkalimetals. More specifically the routes of synthesis as illustrated in the schemes and examples can be used.

Ester prodrugs can be made by esterification of compounds with free  
25 hydroxyl groups by reaction with appropriate acyl chlorides in pyridine.

Methods of preparation of a pharmaceutical composition are described in the standard reference Gennaro et al., Remington's Pharmaceutical Sciences, (18th ed., Mack publishing Company, 1990, see especially Part  
30 8: Pharmaceutical Preparations and Their Manufacture) and suitable auxiliaries are made available in e.g. the Handbook of Pharmaceutical Excipients (2<sup>nd</sup> Edition, Editors A. Wade and P.J. Weller; American Pharmaceutical Association; Washington; The Pharmaceutical Press; London, 1994). The mixture of the compound according to the invention  
35 and the pharmaceutically acceptable auxiliary may be compressed into solid dosage units, such as pills, tablets, or be processed into capsules or suppositories. By means of pharmaceutically suitable liquids the

compounds can also be applied as an injection preparation in the form of a solution, suspension, emulsion, or as a spray, e.g. nasal spray. For making dosage units, e.g. tablets, the use of conventional additives such as fillers, colorants, polymeric binders and the like is contemplated. In  
5 general any pharmaceutically acceptable additive which does not interfere with the function of the active compounds can be used. The compounds of the invention may also be included in an implant, a vaginal ring, a patch, a gel, and any other preparation for sustained release.

10

Suitable carriers with which the compositions can be administered include lactose, starch, cellulose derivatives and the like, or mixtures thereof used in suitable amounts.

15

A method of treatment according to this invention comprises the administration to an animal or human person of a compound as described herein before (in a suitable pharmaceutical dosage form). A suitable dosage amount of the present compounds will be of the normal order for estrogenic compounds, e.g. of the order of 0.01 to 100 mg per  
20 administration.

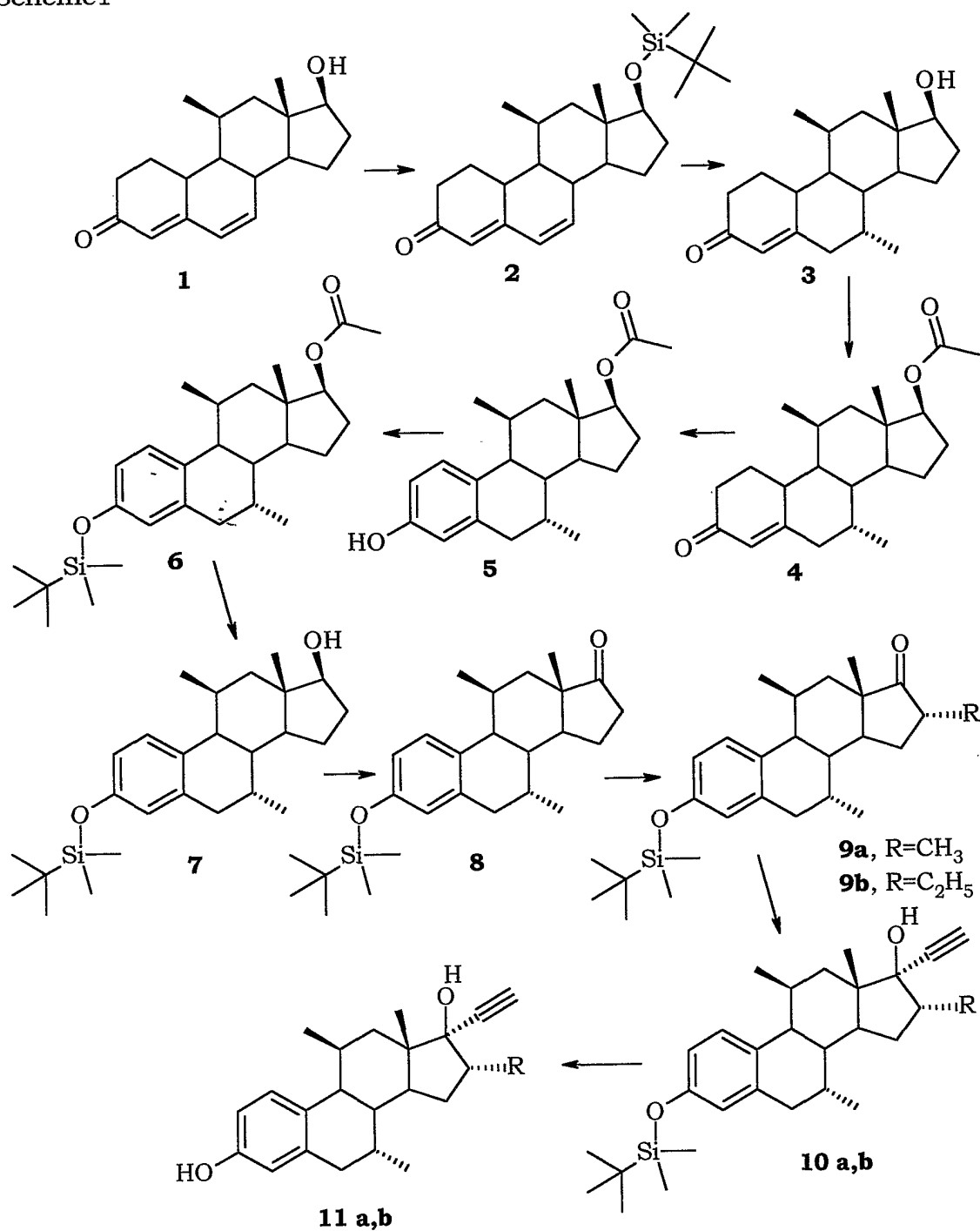
25

The invention is further illustrated hereinafter with reference to some unlimitative examples and the corresponding formula schemes referred to.

### **EXAMPLES**

The compound numbers refer to corresponding structural formulas in the schemes 1 and 2

Scheme 1



All NMR spectra were recorded as solutions in CDCl<sub>3</sub> in a 400  
 5 MHz spectrometer.

Compound **2**



A solution of 13 ml of tert.butyldimethylsilyl chloride in 20 ml of diethylether was added dropwise to a mixture of 15 g of 11 $\beta$ -methylidenolone **1** and 14 g of imidazole in 150 ml of DMF at 0°C. After stirring for 2 h the reaction was complete. Water was added and the product extracted with ethyl acetate. The material thus obtained was purified by passing through a short silica column, to provide 17 g of **2**; R<sub>f</sub> 0.56 (heptane / ethyl acetate 7/3), NMR  $\delta$  1.1 (d, 3, 11 $\beta$  CH<sub>3</sub>), 0.91 (s, 3, 18-CH<sub>3</sub>), 3.55 (m, 1, 17 $\alpha$ H), 5.80 (m, 1, H<sub>4</sub>), 6.21 (s, 2, H<sub>6</sub>, H<sub>7</sub>)

10 Compound **3**

To a solution of 20.5 g of steroid **2** and 2 g of cupricacetate in 500 ml of dry THF was added dropwise at -30°C 40 ml of a 22% solution of methylmagnesium chloride in THF over a period of  $\frac{3}{4}$  h. The reaction mixture was subsequently stirred for an additional  $\frac{1}{2}$  h and then poured into a solution of 30 ml of conc sulphuric acid in 100 ml of water. The mixture was stirred for another 16 h, then 19 g of NaOAc were added and the product was extracted with ethyl acetate. The 7 $\alpha$  isomer was purified by chromatography over silica, to give 8.5 g of pure **3**, R<sub>f</sub> 0.45 (heptane / ethyl acetate 1/1), 7 $\beta$ -isomer at R<sub>f</sub> 0.42; NMR  $\delta$  1.07 (d, 3, 11 $\beta$ -CH<sub>3</sub>), 0.88 (s, 3, 18-CH<sub>3</sub>), 0.78(d, 3, 7 $\alpha$ -CH<sub>3</sub>),

Compound **4**

A mixture of 5.5 g of **3**, 15 ml of pyridine, 4.7 ml of acetic anhydride and 40 mg of DMAP was stirred at room temperature for 1 h. Then water was added and the product extracted with ethyl acetate. The organic layer was washed with 2N HCl to remove pyridine and then with water. The residue obtained after drying and concentration was used as is in the next step. R<sub>f</sub> 0.59(heptane / ethyl acetate 1/1), NMR:  $\delta$  1.06 (d, 3, 11 $\beta$ -CH<sub>3</sub>), 0.92 (s, 3, 18-CH<sub>3</sub>), 0.78(d, 3, 7 $\alpha$ -CH<sub>3</sub>), 2.04 (s, 3, acetate), 4.56 (dd, 1, H<sub>17</sub> $\alpha$ ) 5.84 (broad s, 1, H<sub>4</sub>)

Compound **5**

To a solution of 6.2 g of **4** in 180 ml of dry acetonitrile was added 1.6 g of LiBr followed by 8 g of CuBr<sub>2</sub>. After stirring for 2 h the aromatization reaction was completed. The mixture was diluted with 400 ml of water and extracted with ethyl acetate. The organic layer was washed with water and 5% aqueous NaHCO<sub>3</sub> solution and dried and concentrated.

Chromatographic purification provided 4.2 g of **5**, R<sub>f</sub> 0.67 (heptane / ethyl acetate 1/1), NMR  $\delta$  0.84 (d, 3, 11 $\beta$ -CH<sub>3</sub>), 0.93 (s, 3, 18-CH<sub>3</sub>), 0.81 (d, 3, 7 $\alpha$ -CH<sub>3</sub>), 2.05 (s, 3, acetate), 4.64 (dd, 1, H17 $\alpha$ ) 6.52 (d, 1, H4), 6.62 (AB, 1, H2), 7.03 (AB, 1, H1).

5

#### Compound **6**

To a solution of 4.2 g of **5** in 20 ml of DMF was added at 0°C 1.7 g of imidazole, followed by 2.2 g of TBDMS-Cl. The mixture was stirred for several hours at room temperature and after completion of the silylation poured into 150 ml of water. The product was extracted with ethyl acetate. The product thus obtained was passed through a short silica column and provided 4.5 g of **6**, R<sub>f</sub> 0.77 (heptane / ethyl acetate 7/3), NMR  $\delta$  0.84 (d, 3, 11 $\beta$ -CH<sub>3</sub>), 0.94 (s, 3, 18-CH<sub>3</sub>), 0.80 (d, 3, 7 $\alpha$ -CH<sub>3</sub>), 0.98 (s, 9, tert.C<sub>4</sub>H<sub>9</sub>Si), 0.18 (s, 6, Si(CH<sub>3</sub>)<sub>2</sub>), 2.06 (s, 3, acetate), 4.64 (dd, 1, H17 $\alpha$ ) 6.49 (d, 1, H4), 6.59 (AB, 1, H2), 7.00 (AB, 1, H1).

10  
15

#### Compound **7**

A solution of 5.4 g of **6** in 10 ml of THF was added dropwise to a stirred suspension of 400 mg of LiAlH<sub>4</sub> in 20 ml of THF. After stirring for 15 min the reduction was complete and the mixture was treated first with 1.1 ml of sat Na<sub>2</sub>SO<sub>4</sub>, and then with 8 g of Na<sub>2</sub>SO<sub>4</sub>, followed by filtration over Celite and concentration to provide 4.5 g of **7**, R<sub>f</sub> 0.50 (heptane / ethyl acetate 7/3), NMR  $\delta$  0.85 (d, 3, 11 $\beta$ -CH<sub>3</sub>), 0.90 (s, 3, 18-CH<sub>3</sub>), 0.80 (d, 3, 7 $\alpha$ -CH<sub>3</sub>), 0.97 (s, 9, tert.C<sub>4</sub>H<sub>9</sub>Si), 0.18 (s, 6, Si(CH<sub>3</sub>)<sub>2</sub>), 3.70 (dd, 1, H17 $\alpha$ ).

20

25

#### Compound **8**

To a solution of 4.5 g of **7** and 3.4 g of NMO in 50 ml of acetone was added 100 mg of TPAP. After stirring for 1 h the oxidation was complete. To the reaction mixture was added 5 g of silica gel, followed by 90 ml of heptane. The mixture was stirred for 15 min and then filtered through Celite. The filtrate was concentrated and passed through a short silica path and provided 3.7 g of **8**, R<sub>f</sub> 0.66 (heptane / ethyl acetate 7/3), NMR  $\delta$  0.86 (2xd, 6, 7 $\alpha$ +11 $\beta$ -CH<sub>3</sub>), 1.01 (s, 3, 18-CH<sub>3</sub>), 0.98 (s, 9, tert.C<sub>4</sub>H<sub>9</sub>Si), 0.19 (s, 6, Si(CH<sub>3</sub>)<sub>2</sub>) 6.53 (d, 1, H4), 6.62 (AB, 1, H2), 7.01 (AB, 1, H1).

30

35

Compound **9a**

A solution of 1 g of steroid **8** and 0.64 ml of DMPU in 20 ml of dry THF was added dropwise at  $-45^{\circ}\text{C}$  to a solution of 2.66 ml of 1M LiHMDS in 10 ml of THF. After stirring for an additional  $\frac{1}{2}$  h at  $-45^{\circ}\text{C}$ , 0.20 ml of methyl iodide was added and stirring prolonged at  $-20^{\circ}\text{C}$  until completion of the alkylation ( $\frac{1}{2}$  h). Then 200 ml of 10% aq.  $\text{NH}_4\text{Cl}$  was added and the the product extracted with ethyl acetate. Upon further purification of the material by chromatography 0.88 g of  $16\alpha$  alkylated material **9a** was obtained.  $R_f$  0.70 (heptane / ethyl acetate 7/3), NMR  $\delta$  0.86 (2xd,6,  $7\alpha+11\beta\text{-CH}_3$ ), 1.05 (s, 3,  $18\text{-CH}_3$ ), 0.97 (s, 9 tert. $\text{C}_4\text{H}_9\text{Si}$ ), 0.19 (s, 6,  $\text{Si}(\text{CH}_3)_2$ ) 1.14 (d, 3,  $16\alpha\text{CH}_3$ ) 6.53 (d, 1, H4), 6.62 (AB, 1, H2), 7.01(AB, 1, H1).

Compound **9b**

Preparation carried out in the same way as described for **9a**, but using 0.25 ml of ethyl iodide as the alkylating agent. Reaction was stirred for several hrs at room temperature to go to completion. Chromatography provided 0.84 g of **9b**, .  $R_f$  0.75 (heptane / ethyl acetate 7/3), NMR  $\delta$  0.86 (2xd,6,  $7\alpha+11\beta\text{-CH}_3$ ), 1.05 (s, 3,  $19\text{-CH}_3$ ), 0.97 (s, 9 tert. $\text{C}_4\text{H}_9\text{Si}$ ), 0.96 (t, 3,  $16\alpha\text{CH}_2\text{CH}_3$ ), 0.19 (s, 6,  $\text{Si}(\text{CH}_3)_2$ ) 6.53 (d, 1, H4), 6.62 (AB, 1, H2), 7.01(AB, 1, H1).

Compound **10a**

A solution of Li-acetylide was prepared by dropwise addition of 10.3 ml of 1.6 M of BuLi /hexane to a solution of 0.67 ml of 1,2-dibromoethene in 20 ml of dry THF at  $-60^{\circ}\text{C}$ . After stirring for an additional  $\frac{1}{2}$  h a solution of 0.88 g of **9a** in 5 ml of THF was introduced and the reaction mixture was gradually warmed to room temperature. After stirring for 1 h the reaction was complete and the mixture poured into 10% aq  $\text{NH}_4\text{Cl}$  solution. The product was extracted with ethyl acetate and purified by chromatography , to provide 790 mg of **10a**,  $R_f$  0.23 (heptane / ethyl acetate 9/1), NMR  $\delta$  0.80 (d,3,  $7\alpha\text{CH}_3$ ), 0.87(d,3,  $11\beta\text{CH}_3$ ),1.05 (s, 3,  $19\text{-CH}_3$ ), 0.97 (s, 9, tert. $\text{C}_4\text{H}_9\text{Si}$ ), 0.19 (s, 6,  $\text{Si}(\text{CH}_3)_2$ ) 1.20 (d, 3,  $16\alpha\text{CH}_3$ ) 2.68 (s, 1, acetylene).

Compound **10b**

Reaction carried out in the same way as described for **10a**, using 0.84 g of **9b**, to provide 710 mg of **10b**, R<sub>f</sub> 0.24 (heptane / ethyl acetate 9/1), NMR δ 0.79 (d, 3, 7αCH<sub>3</sub>), 0.88 (d, 3, 11βCH<sub>3</sub>), 0.98 (t, 3, 16α CH<sub>3</sub>CH<sub>2</sub>-), 0.96 (s, 9 tert.C<sub>4</sub>H<sub>9</sub>Si), 0.19 (s, 6, Si(CH<sub>3</sub>)<sub>2</sub>), 2.65 (s, 1, acetylene).

5

#### Compound **11a**

To a solution of 790 mg of **10a** in 1 ml of THF was added 2.5 ml of 1M TBAF in THF. After stirring for 10 min the deprotection was complete. Water was added and the product extracted into ethylacetate and finally purified by passing through a silica pad. The material thus obtained was triturated with heptane-diisopropyl ether (1/1) to provide 480 mg of essentially pure **11a**, R<sub>f</sub> 0.31 (heptane / ethyl acetate 7/3), Mp 204-205 °C, NMR δ 0.81 (d, 3, 7αCH<sub>3</sub>), 0.88 (d, 3, 11βCH<sub>3</sub>), 1.05 (s, 3, 18-CH<sub>3</sub>), 1.20 (d, 3, 16αCH<sub>3</sub>), 2.69 (s, 1, acetylene).

15

#### Compound **11b**

Compound **11b** was prepared similarly as described for **11a**, using 710 mg of **10b**. Precipitation of the final product from ethanol/water provided 430 mg of essentially pure **11b**, R<sub>f</sub> 0.30 (heptane / ethyl acetate 7/3), NMR δ 0.80 (d, 3, 7αCH<sub>3</sub>), 0.88 (d, 3, 11βCH<sub>3</sub>), 1.00 (t, 3, 16α CH<sub>3</sub>CH<sub>2</sub>-), 1.06 (s, 3, 18-CH<sub>3</sub>), 2.65 (s, 1, acetylene).

20

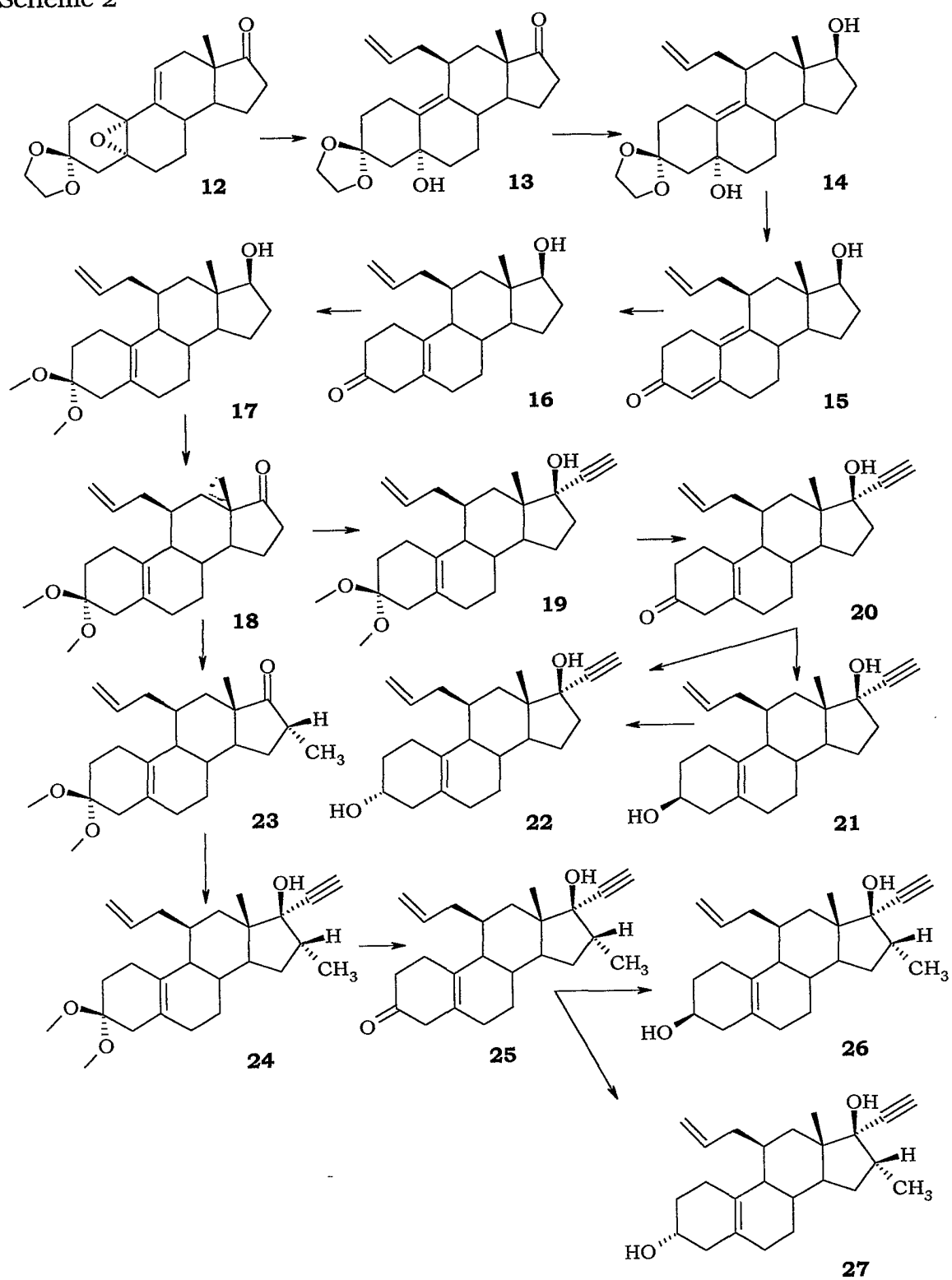
#### EXAMPLE 2

The synthesis of the compound (3α,11β,16α,17β)-16-methyl-11-(2-propenyl)-19-norpregn-5(10)-en-20-yne-3,17-diol (compound **27**) is described with reference to scheme 2 (next page).

25

12

Scheme 2



**Compound 13**

To a solution of 17.3 g of CuI and 3.84 g of LiCl in 250 ml of dry THF was added at -70° C 90.6 ml of a 1M solution of allylmagnesium bromide in diethyl ether. After stirring for an additional 20 min. 11.4 ml of trimethylchlorosilane was added followed by a solution of 7.5 g of steroid **12** in 100 ml of THF. The reaction mixture was kept all the time below -60°C. After stirring for 1 h the reaction was quenched by pouring into sat. aqueous NH<sub>4</sub>Cl solution. The product was extracted with ethyl acetate and subsequently purified by column chromatography to provide 6.25 g of **13** as a colorless oil. NMR 5.20 (m, CH allyl); 5.0 (CH<sub>2</sub>, allyl); 3.04 (m, H11).

**Compound 14**

To a solution of 9.6 g of **13** in a mixture of 100 ml of methanol and 30 ml of methylene chloride, containing 800 mg of NaOH, was added 0.4 g of sodium borohydride at 0-5°C. After stirring for 1.5 h the reaction was complete and the mixture was treated with 20 ml of acetone for 0.5 h. The reaction was then poured into water and extracted with ethyl acetate, to provide 9.5 g of **14**. NMR 3.59 (t, CHOH); 2.98 (m, H11), 0.92 (s, CH<sub>3</sub>).

**Compound 15**

To a solution of 9.5 g of **14** in 100 ml of acetone was added 8 ml of 6 N HCl. After stirring for 2 h. The mixture was neutralized with NaHCO<sub>3</sub> and concentrated to a small volume, diluted with water and extracted with ethyl acetate. This provided 8.2 g of **15** as a colorless amorphous material. NMR 5.68 (m, H4); 3.10 (m, H11); 3.65 (m, CHOH).

**Compound 16**

A solution of 8.2 g of **15** in 100 ml of dry THF was added to 500 ml of liq. NH<sub>3</sub> at -70°C. This mixture was treated with an amount of lithium metal (about 500 mg) until the blue color of the reaction mixture persisted for at least 15 min. The reaction was quenched by addition of a portion of NH<sub>4</sub>Cl.

The residue which remained after evaporation of the  $\text{NH}_3$  was diluted with water and extracted with ethyl acetate.

Chromatographic purification provided 4.0 g of **16** as a colorless oil;  $R_f$  0.55 (hept./ethylacetate 1/1 v/v).

5 NMR 2.80 (ab,  $\text{CH}_2$  at C4); 0.93 (s,  $\text{CH}_3$ ).

#### Compound **17**

To a solution of 4.0 g of **16** in 80 ml of methanol was added 6 ml of trimethylorthoformate, followed by 0.8 g of toluenesulfonic acid.

10 After stirring for 2 hr the ketalization was completed. The mixture was treated with 6 ml of pyridine and concentrated to a small volume. The remainders were diluted with water and extracted with ethyl acetate. The residue 4.7 g, consisted of almost pure **17**; tlc,  $R_f$  0.78 (hept./ethylacetate 1/1, v/v).

15 NMR 3.22, 3.25 (2x s,  $\text{OCH}_3$ ).

#### Compound **18**

To a solution of 33 g of **17** in 50 ml of acetone was added 6 gr of mol sieves (4A) followed by 3.2 g of N-methylmorpholine-N-oxide  
20 and 150 mg of tetrapropylammonium perruthenate. The mixture was stirred for 1 h. To the reaction mixture was added 5 g of silica gel followed by 50 ml of heptane and was stirred for an additional 5 min. The mixture was filtered over hy-flow, and after concentration in part it was taken up in ethylacetate, washed with water, and  
25 concentrated. The residue was passed over a short silica column and provided 2.9 g of **18**.  $R_f$  0.52 (heptane / ethylacetate 7/3).  
NMR 1.02 (s,  $\text{CH}_3$ ).

#### Compound **19**

30 For the ethinylation lithiumacetylide was prepared from dibromoethene and butyllithium.

To a solution of 0.74 ml of 1,2-dibromoethene in 20 ml of THF was added at  $-70^\circ\text{C}$  11 ml of a 1.6 M solution of BuLi in hexane. After stirring for 15 min. a solution of 800 mg of **18** in 2 ml of THF was  
35 added. The mixture was allowed to warm to room temperature in 15 min, and after an additional 15 min. at room temperature the reaction was quenched with water and the product extracted with

ethyl acetate. Concentration followed by passing through a short silica gel column gave 810 mg of **19** as a white amorphous material.  $R_f$  0.48 (heptane-ethyl acetate 7/3),  $R_f$  starting material 0.52. NMR 2.61 (s, acetylene).

5

#### Compound **20**

To a suspension of 3.2 g of **19** in 60 ml of ethanol was added 0.16 g of oxalic acid in 16 ml of water. The mixture was stirred for 2.5 hr and became gradually homogeneous. The reaction mixture was treated with  $\text{NaHCO}_3$  and concentrated to a small volume. Then water was added and the product was extracted with ethyl acetate. The crude product thus isolated was passed through a short silica gel column and crystallized from diisopropylether, to provide 2.3 g of **20**, Mp  $136^\circ\text{C}$ .  $R_f$  0.66 (heptane-ethyl acetate 1/1). NMR 2.78 (ab, 2, H4); 2.61 (s, acetylene).

15

#### Compounds **21**, **22**

To a solution of 1 g of **20** in 12 ml of THF was added 1.6 g of lithium tri-*t*-butoxy-aluminumhydride. After stirring for 1 h at room temperature the mixture was treated with water and neutralized by addition of 2N HCl. The product was extracted with ethyl acetate and chromatographed over silicagel (heptane/ethylacetate 8/2 as eluent). This provided 0.56 g of  $3\beta$  alcohol **21** (Mp  $121-123^\circ\text{C}$ ) and 0.24 g of  $3\alpha$  alcohol **22** (Mp  $84-87^\circ\text{C}$ ).  $R_f$  0.53 (**21**) and 0.45 (**22**), heptane / ethylacetate 1/1. NMR (**3 $\alpha$ OH**) 3.82 (m, CHOH); (**3 $\beta$ OH**) 4.08 (m, CHOH)

25

#### Compound **23**

To a solution of lithium hexamethyldisilazide (prepared from 1.9 ml of 1.6M BuLi-hexane solution and 0.71 ml of hexamethyldisilazane in 4 ml of dry THF) was added at  $-40^\circ\text{C}$  1 g of **18** and 0.7 ml of DMPU in 5 ml of THF. The mixture was stirred for 0.5 hr at  $-40^\circ\text{C}$  and then 225  $\mu\text{l}$  of  $\text{CH}_3\text{I}$  was added by syringe. After stirring for an additional 0.5 h at  $-40^\circ\text{C}$  the reaction was completed. The mixture was diluted with water and extracted with ethylacetate. Chromatography of the crude product thus isolated gave 1.3 gr of **23**,  $R_f$  0.43 (heptane/ethylacetate 8/2). NMR 1.10 (d, 3,  $16\alpha\text{CH}_3$ ),

35



1.06 (s, 3, CH<sub>3</sub>), 3.23 (2x s, 6, OCH<sub>3</sub>), 5.0 (m, 2, allyl CH<sub>2</sub>), 5.78 (m, 1, allyl CH).

#### Compound **24**

- 5 According to the procedure described for the preparation of **19**, 1.3 g of **23** were converted into the required **24**, to provide 1.2 g, R<sub>f</sub> 0.46 (heptane / ethylacetate 7/3 ) R<sub>f</sub>(**23**) 0.55. NMR 2.66 (s, 1, acetylene), 1.06 ( s, 3, CH<sub>3</sub>), 1.17 (d, 3, 16 $\alpha$ CH<sub>3</sub>).

#### 10 Compound **25**

To a solution of 800 mg of **24** in 20 ml of ethanol was added a solution of 80 mg of oxalic acid in 5 ml of water. The mixture was stirred for 1 h and then neutralized by addition of NaHCO<sub>3</sub>. After dilution with water and extraction with ethylacetate 0.7 g of **25**

- 15 remained as crystalline material. R<sub>f</sub> 0.47 (heptane / ethylacetate 7/3 ).NMR 2.78 (AB, 2, H<sub>4</sub>), 1.08 (s, 3, CH<sub>3</sub>), 1.18 (d, 3, 16 $\alpha$ CH<sub>3</sub>), 2.67 (s, 1, acetylene).

#### Compounds **26**, **27**

- 20 To a solution of 725 mg of **25** in 20 ml of a 1/1 mixture of ethanol and THF was added 130 mg of sodiumborohydride. After stirring for 1 h 2 ml of acetone were added to destroy some excess reagent. After 15 min the mixture was poured into water and the product was extracted with ethylacetate. The material thus obtained was
- 25 purified by chromatography at silicagel, using either methylenechloride - acetone or hexane- ethylacetate as eluent. This gave 300 mg of **27** (3 $\alpha$ -OH) and 75 mg of **26** (3 $\beta$ -OH). R<sub>f</sub> (**26**) 0.47 (methylenechloride/acetone 95/5). R<sub>f</sub> (**27**) 0.54 (methylenechloride/acetone 95/5). NMR (**27**) 3.82 (m, 1, 3 $\beta$ H), 2.75
- 30 (s, 1, acetylene), 1.06 (s, 3, CH<sub>3</sub>), 1.17 (d, 3, 16 $\alpha$ CH<sub>3</sub>); (**26**) 4.07 (m, 1, 3 $\beta$ H), 2.76 (s, 1, acetylene), 5.01 (m, 2, CH<sub>2</sub> allyl), 5.78 (m, 1, CH-allyl).

#### EXAMPLE 3

- 35 Compounds are tested for their estrogen receptor activity in a binding assay and in a transactivation assay.

Determination of competitive binding to cytoplasmic human estrogen receptor  $\alpha$  or  $\beta$  from recombinant CHO cells is used to estimate the relative affinity (potency ratio) of a test compound for estrogen receptors present in the cytosol of recombinant Chinese hamster ovary (CHO) cells, stably transfected with the human estrogen receptor  $\alpha$  (hER $\alpha$ ) or  $\beta$  receptor (hER $\beta$ ), as compared with estradiol (E<sub>2</sub>).

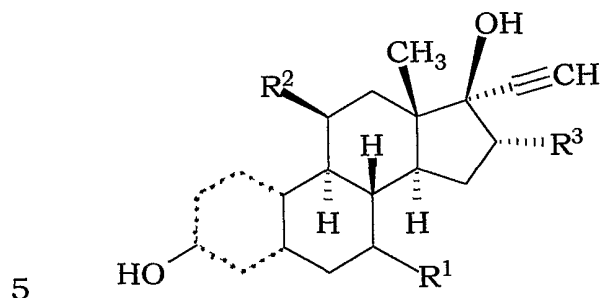
The estrogenic and antiestrogenic activity of compounds is determined in an in vitro bioassay with recombinant Chinese hamster ovary (CHO) cells stably co-transfected with the human estrogen receptor  $\alpha$  (hER $\alpha$ ) or  $\beta$  receptor (hER $\beta$ ), the rat oxytocin promoter (RO) and the luciferase reporter gene (LUC). The estrogenic activity (potency ratio) of a test compound to stimulate the transactivation of the enzyme luciferase mediated via the estrogen receptors hER $\alpha$  or hER $\beta$  is compared with the standard estrogen estradiol. The antiestrogenic activity (potency ratio) of a test compound to inhibit the transactivation of the enzyme luciferase mediated via the estrogen receptors hER $\alpha$  or hER $\beta$  by the estrogen estradiol is compared with the standard ICI 164.384 (= (7 $\alpha$ ,17 $\beta$ )-N-butyl-3,17-dihydroxy-N-methylestra-1,3,5(10)-triene-7-undecanamide).

### Results

A quantitative parameter for agonist selectivity is obtained by dividing the percentage agonist activity for ER  $\alpha$  by the percentage agonist activity for ER  $\beta$ . Compound **11a** has agonist selectivity for estrogen receptor  $\alpha$  over estrogen receptor  $\beta$  of more than 86 times. Compound **26** has an agonist selectivity for ER  $\alpha$  over ER  $\beta$  of 59 times. Compound **27** has agonist selectivity of 88.3 times.

## Claims

1. A  $16\alpha$ -substituted steroidal compound having formula 1,



wherein:

the dotted ring is a fully saturated, a fully aromatic or a saturated ring with a  $\Delta^{5-10}$  double bond;

10  $R^1$  is (C<sub>1</sub>-C<sub>3</sub>)alkyl or (C<sub>2</sub>-C<sub>3</sub>)alkenyl, and each of these groups can be substituted with one or more halogens;

$R^2$  is (C<sub>1</sub>-C<sub>4</sub>)alkyl, (C<sub>2</sub>-C<sub>4</sub>)alkenyl or methylene, and each of these groups can be substituted with one or more halogens;

$R^3$  is methyl or ethyl.

15

2. A  $16\alpha$ -substituted steroidal compound according to claim 1, characterised in that the halogens in  $R^1$  and  $R^2$  are selected from chlorine or fluorine.

20 3. A  $16\alpha$ -substituted steroidal compound according to claim 1 or 2, characterised in that  $R^2$  is (C<sub>1</sub>-C<sub>2</sub>)alkyl or vinyl.

4. A compound according to claim 1 for use in a medical treatment.

25 5. The use of a compound according to claim 4 for the manufacture of a medicament for an estrogen-receptor related treatment, characterised in that the treatment is an estrogen receptor  $\alpha$  selective treatment.

30 6. The use according to claim 4 for the manufacture of a medicament for an estrogen-receptor related treatment, characterised in that the treatment is for hormone replacement therapy or contraception.

7. A method of treatment for selective activation of estrogen receptors of the  $\alpha$ -subtype comprising the administration of a compound according to claim 1 in a suitable amount.
- 5 8. A method of treatment for hormone replacement therapy or contraception comprising the administration of a compound according to claim 1 in a suitable amount.
9. A pharmaceutical composition comprising a compound according to claim 1 mixed with a pharmaceutically acceptable auxiliary.
- 10

## INTERNATIONAL SEARCH REPORT

International Application No

PCT/EP 01/08535

## A. CLASSIFICATION OF SUBJECT MATTER

IPC 7 C07J1/00 A61K31/565 A61P5/30 C07J51/00 C07J71/00

According to International Patent Classification (IPC) or to both national classification and IPC

## B. FIELDS SEARCHED

Minimum documentation searched (classification system followed by classification symbols)

IPC 7 C07J A61K A61P

Documentation searched other than minimum documentation to the extent that such documents are included in the fields searched

Electronic data base consulted during the international search (name of data base and, where practical, search terms used)

EPO-Internal, BIOSIS, CHEM ABS Data, BEILSTEIN Data

## C. DOCUMENTS CONSIDERED TO BE RELEVANT

Category *	Citation of document, with indication, where appropriate, of the relevant passages	Relevant to claim No.
Y	US 3 704 253 A (STEIN REINHARDT P ET AL) 28 November 1972 (1972-11-28) column 1, line 20-25; example 4 ---	1-9
Y	US 3 257 429 A (H. J. RINGOLD ET AL) 21 June 1966 (1966-06-21) column 1, line 27-35; example VI ---	1-9
Y	H. TAKIKAWA ET AL: "The Competitive action of 16.beta.-Ethylestradiol on the Binding of Estrogen Receptor in Human Breast Cancer" RES. STEROIDS, vol. 7, 1977, pages 291-299, XP000981453 page 291, paragraph 2 page 295, paragraph 1 --- -/--	1-9

☒ Further documents are listed in the continuation of box C.☒ Patent family members are listed in annex.

## \* Special categories of cited documents:

- \*A\* document defining the general state of the art which is not considered to be of particular relevance
- \*E\* earlier document but published on or after the international filing date
- \*L\* document which may throw doubts on priority claim(s) or which is cited to establish the publication date of another citation or other special reason (as specified)
- \*O\* document referring to an oral disclosure, use, exhibition or other means
- \*P\* document published prior to the international filing date but later than the priority date claimed

- \*T\* later document published after the international filing date or priority date and not in conflict with the application but cited to understand the principle or theory underlying the invention
- \*X\* document of particular relevance; the claimed invention cannot be considered novel or cannot be considered to involve an inventive step when the document is taken alone
- \*Y\* document of particular relevance; the claimed invention cannot be considered to involve an inventive step when the document is combined with one or more other such documents, such combination being obvious to a person skilled in the art.
- \*&\* document member of the same patent family

Date of the actual completion of the international search

14 November 2001

Date of mailing of the international search report

22/11/2001

Name and mailing address of the ISA

European Patent Office, P.B. 5818 Patentlaan 2  
NL - 2280 HV Rijswijk  
Tel. (+31-70) 340-2040, Tx. 31 651 epo nl,  
Fax: (+31-70) 340-3016

Authorized officer

Watchorn, P

## INTERNATIONAL SEARCH REPORT

Int'l Application No

PCT/EP 01/08535

## C.(Continuation) DOCUMENTS CONSIDERED TO BE RELEVANT

Category °	Citation of document, with indication, where appropriate, of the relevant passages	Relevant to claim No.
Y	US 3 007 946 A (D. A. TYNER) 7 November 1961 (1961-11-07) column 1, line 30-34; example 2 ---	1-9
Y	FEVIG T L ET AL: "ESTROGEN RECEPTOR BINDING TOLERANCE OF 16-ALPHA-SUBSTITUTED ESTRADIOL DERIVATIVES" STERIODS, vol. 51, no. 5-6, 1988, pages 471-498, XP002159339 ISSN: 0039-128X page 485; examples 8-10,12; table 1 ---	1-9
Y	US 3 049 555 A (D. A. TYNER) 14 August 1962 (1962-08-14) column 1, line 64-67; example 3 ---	1-9
Y	US 3 092 645 A (R. T. NICHOLSON) 4 June 1963 (1963-06-04) column 1, line 64-66; example 1 ---	1-9
Y	BAGGETT B ET AL: "EFFECTS OF 2 METABOLITES OF NORETHYNODREL ON REPRODUCTIVE PERFORMANCE OF FEMALE RATS" FERTILITY AND STERILITY, vol. 21, no. 1, 1970, pages 68-72, XP000981443 ISSN: 0015-0282 the whole document, in particular page 71, column 1, paragraph 2 and column 2 paragraph 1 ---	1-9
Y	DE 10 84 261 B (SYNTEX S.A., MEXICO) 30 June 1960 (1960-06-30) column 1, paragraph 1; example 1 ---	1-9
Y	GB 890 989 A (SYNTEX S.A., MEXICO) 7 March 1962 (1962-03-07) page 1, column 1, paragraph 3; example 1 ---	1-9
Y	US 4 272 530 A (TEUTSCH JEAN G ET AL) 9 June 1981 (1981-06-09) column 1, line 14,15; examples 1,2 column 8; table III column 9; table IV ---	1-9
Y	US 3 299 108 A (J. S. BARAN) 17 January 1967 (1967-01-17) column 3, paragraph 2; example 5 ---	1-9
Y	US 3 377 366 A (BARAN JOHN S) 9 April 1968 (1968-04-09) column 3, paragraph 4; example 1 ---	1-9
	--- -/--	

## INTERNATIONAL SEARCH REPORT

In International Application No

PCT/EP 01/08535

## C.(Continuation) DOCUMENTS CONSIDERED TO BE RELEVANT

Category °	Citation of document, with indication, where appropriate, of the relevant passages	Relevant to claim No.
Y	<p>TEDESCO R ET AL: "7alpha,11beta-disubstituted estrogens: probes for the shape of the ligand binding pocket in the estrogen receptor" BIOORGANIC &amp; MEDICINAL CHEMISTRY LETTERS,GB,OXFORD, vol. 7, no. 22, 18 November 1997 (1997-11-18), pages 2919-2924, XP004136557 ISSN: 0960-894X page 2922; examples 3,6; table 1 -----</p>	1-9

## INTERNATIONAL SEARCH REPORT

Information on patent family members

International Application No

PCT/EP 01/08535

Patent document cited in search report		Publication date	Patent family member(s)	Publication date
US 3704253	A	28-11-1972	BE 772893 A1 CA 956937 A1 CA 977336 A2 CH 568332 A5 DE 2147391 A1 FR 2107905 A5 GB 1345339 A GB 1345340 A NL 7113061 A	21-03-1972 29-10-1974 04-11-1975 31-10-1975 06-07-1972 12-05-1972 30-01-1974 30-01-1974 27-03-1972
US 3257429	A	21-06-1966	NONE	
US 3007946	A	07-11-1961	NONE	
US 3049555	A	14-08-1962	NONE	
US 3092645	A	04-06-1963	CH 411872 A GB 965357 A SE 305871 B	30-04-1966 29-07-1964 11-11-1968
DE 1084261	B		NONE	
GB 890989	A	07-03-1962	CH 369448 A NL 226738 A US 3084173 A	31-05-1963 02-04-1963
US 4272530	A	09-06-1981	FR 2377419 A1 BE 862870 A1 CA 1121339 A1 CH 630646 A5 DE 2801417 A1 DK 13978 A ,B, GB 1595133 A HU 176154 B IE 46302 B1 JP 1449546 C JP 53090254 A JP 62057638 B LU 78859 A1 NL 7800364 A SE 435516 B SE 7714614 A	11-08-1978 12-07-1978 06-04-1982 30-06-1982 20-07-1978 14-07-1978 05-08-1981 28-12-1980 20-04-1983 11-07-1988 08-08-1978 02-12-1987 18-09-1978 17-07-1978 01-10-1984 14-07-1978
US 3299108	A	17-01-1967	BE 688389 A CA 785272 A DE 1593444 A1 FR 5926 M GB 1091999 A GB 1223871 A	18-04-1967 14-05-1968 30-07-1970 01-04-1968 22-11-1967 03-03-1971
US 3377366	A	09-04-1968	NONE	