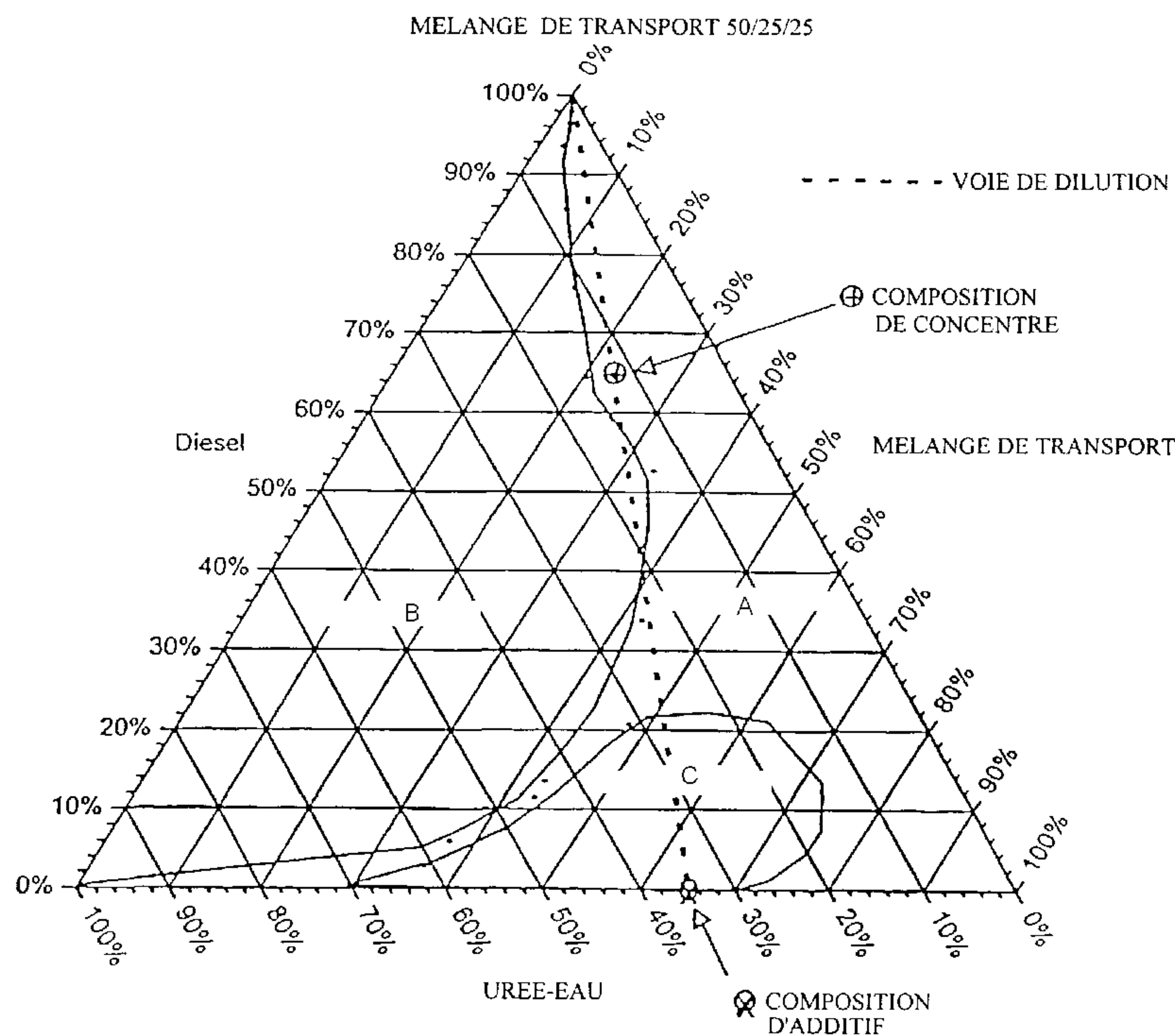




(86) Date de dépôt PCT/PCT Filing Date: 2000/11/22
(87) Date publication PCT/PCT Publication Date: 2001/05/31
(85) Entrée phase nationale/National Entry: 2002/05/23
(86) N° demande PCT/PCT Application No.: US 2000/032226
(87) N° publication PCT/PCT Publication No.: 2001/038464
(30) Priorités/Priorities: 1999/11/23 (9927563.8) GB;
2000/05/02 (0010575.9) GB

(51) Cl.Int.⁷/Int.Cl.⁷ C10L 1/22, C10L 1/18
(71) Demandeurs/Applicants:
TOMAH PRODUCTS, INC., US;
INTERFACIAL TECHNOLOGIES (UK) LIMITED, GB
(72) Inventeurs/Inventors:
KROGH, JAMES, A., US;
SWENSON, ROBERT, A., US;
HAZEL, CLIFFORD, J., GB;
WILLIAMSON, IAN, V., GB
(74) Agent: SHAPIRO, COHEN

(54) Titre : ADDITIF POUR CARBURANT, COMPOSITION DE CARBURANT COMPORTANT DES ADDITIFS ET
PROCEDE DE FABRICATION CORRESPONDANT
(54) Title: FUEL ADDITIVE, ADDITIVE-CONTAINING FUEL COMPOSITIONS AND METHOD OF MANUFACTURE



A...REGION A PHASE UNIQUE B...REGION A PHASES MULTIPLES C...REGION DE CRISTAUX LIQUIDES

(57) Abrégé/Abstract:

The present invention relates to fuel additives, fuel compositions and methods of manufacture in which the additives are provided to impart desired properties to fuels. These properties include, without limitation, reduction of nitrogen oxide and particulate emissions from the exhaust stream of internal combustion engines using the fuels. Preferred embodiments of an additive form of the composition include a nitrogen-containing compound selected from the group consisting of urea, cyanuric acid, triazine, ammonia and mixtures thereof, a carrier blend comprising an alkoxyated alcohol, a polyalkylene glycol ester and an alkanolamide and water. The additive may be provided in a concentrate form by addition of a solvent or may be provided as a final form fuel composition. A method of additive manufacture is disclosed.

(12) INTERNATIONAL APPLICATION PUBLISHED UNDER THE PATENT COOPERATION TREATY (PCT)

(19) World Intellectual Property Organization
International Bureau



(43) International Publication Date
31 May 2001 (31.05.2001)

PCT

(10) International Publication Number
WO 01/38464 A1

(51) International Patent Classification⁷: C10L 1/22, 1/18

(21) International Application Number: PCT/US00/32226

(22) International Filing Date:
22 November 2000 (22.11.2000)

(25) Filing Language: English

(26) Publication Language: English

(30) Priority Data:
9927563.8 23 November 1999 (23.11.1999) GB
0010575.9 2 May 2000 (02.05.2000) GB

(71) Applicants (for all designated States except US): TOMAH PRODUCTS, INC. [US/US]; 337 Vincent Street, Milton, WI 53563-0388 (US). IFT (IPR) LTD. [GB/GB]; Dunham House, Charcoal Road, Bowdon, Cheshire WA14 4RY (GB).

(71) Applicants and

(72) Inventors: KROGH, James, A. [US/US]; 1701 Interlochen Drive, Janesville, WI 53545 (US). SWENSON,

Robert, A. [US/US]; 218 Brakefield Drive, Janesville, WI 53546 (US). HAZEL, Clifford, J. [GB/GB]; Keverall Mill, Henenford, Cornwall PL11 3HN (GB). WILLIAMSON, Ian, V. [GB/GB]; 27 Pownall Avenue Brahmhall, Stockport Cheshire SK7 2HE (GB).

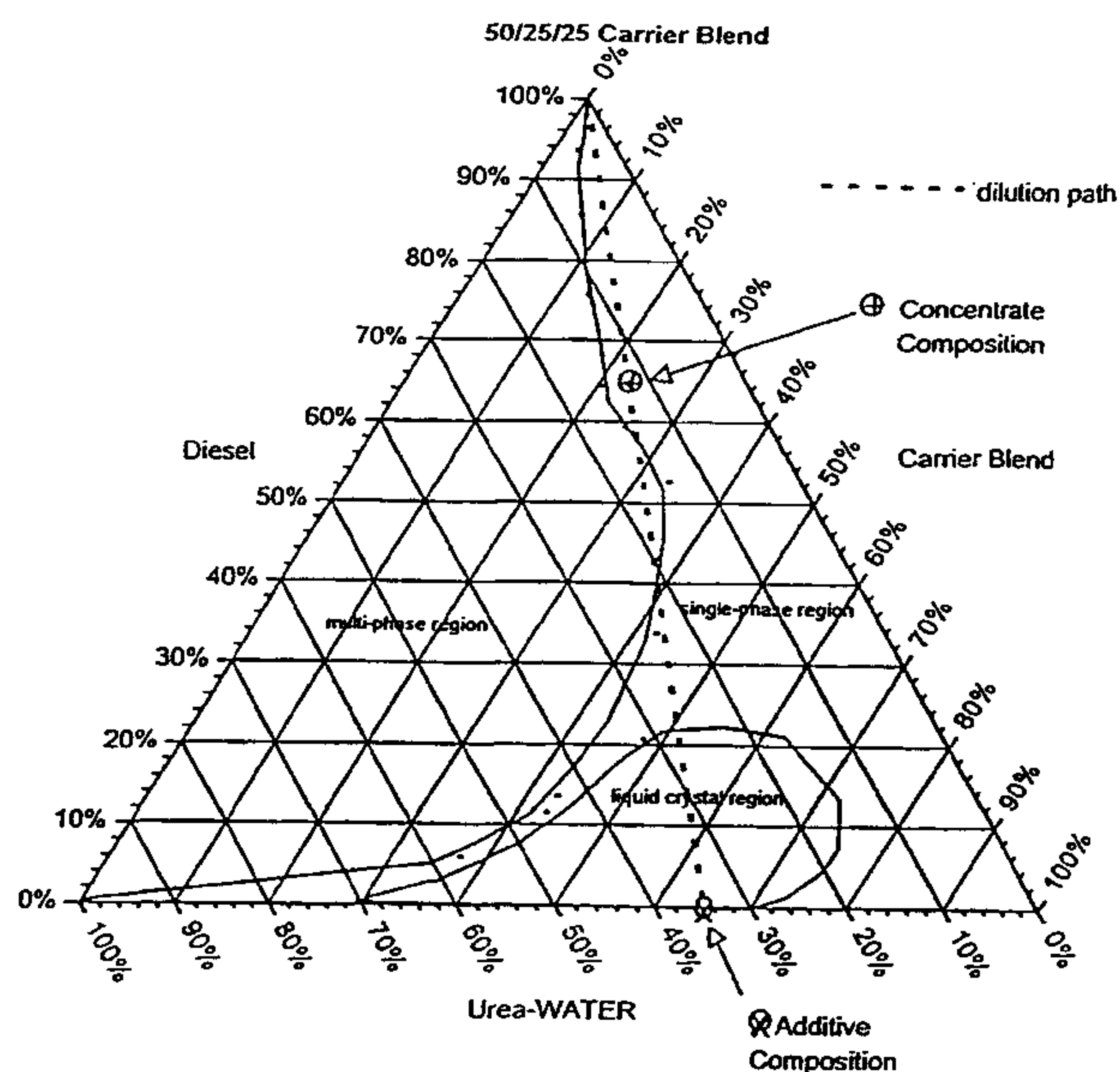
(74) Agent: MUNGER, John, E.; Jansson, Shupe Bridge & Munger, Ltd., Suite M, 245 Main Street, Racine, WI 53403 (US).

(81) Designated States (national): AE, AG, AL, AM, AT, AU, AZ, BA, BB, BG, BR, BY, BZ, CA, CH, CN, CR, CU, CZ, DE, DK, DM, DZ, EE, ES, FI, GB, GD, GE, GH, GM, HR, HU, ID, IL, IN, IS, JP, KE, KG, KP, KR, KZ, LC, LK, LR, LS, LT, LU, LV, MA, MD, MG, MK, MN, MW, MX, MZ, NO, NZ, PL, PT, RO, RU, SD, SE, SG, SI, SK, SL, TJ, TM, TR, TT, TZ, UA, UG, US, UZ, VN, YU, ZA, ZW.

(84) Designated States (regional): ARIPO patent (GH, GM, KE, LS, MW, MZ, SD, SL, SZ, TZ, UG, ZW), Eurasian patent (AM, AZ, BY, KG, KZ, MD, RU, TJ, TM), European patent (AT, BE, CH, CY, DE, DK, ES, FI, FR, GB, GR, IE, IT, LU, MC, NL, PT, SE, TR), OAPI patent (BF, BJ, CF, CG, CI, CM, GA, GN, GW, ML, MR, NE, SN, TD, TG).

[Continued on next page]

(54) Title: FUEL ADDITIVE, ADDITIVE-CONTAINING FUEL COMPOSITIONS AND METHOD OF MANUFACTURE



(57) Abstract: The present invention relates to fuel additives, fuel compositions and methods of manufacture in which the additives are provided to impart desired properties to fuels. These properties include, without limitation, reduction of nitrogen oxide and particulate emissions from the exhaust stream of internal combustion engines using the fuels. Preferred embodiments of an additive form of the composition include a nitrogen-containing compound selected from the group consisting of urea, cyanuric acid, triazine, ammonia and mixtures thereof, a carrier blend comprising an alkoxyated alcohol, a polyalkylene glycol ester and an alkanolamide and water. The additive may be provided in a concentrate form by addition of a solvent or may be provided as a final form fuel composition. A method of additive manufacture is disclosed.

WO 01/38464 A1

WO 01/38464 A1



Published:

- *With international search report.*
- *Before the expiration of the time limit for amending the claims and to be republished in the event of receipt of amendments.*

For two-letter codes and other abbreviations, refer to the "Guidance Notes on Codes and Abbreviations" appearing at the beginning of each regular issue of the PCT Gazette.

**FUEL ADDITIVE, ADDITIVE-CONTAINING
FUEL COMPOSITIONS AND METHOD OF MANUFACTURE**

5 FIELD OF THE INVENTION

This invention is related generally to fuel additives and to fuels formulated with the additives and a method of manufacture.

BACKGROUND OF THE INVENTION

10 Reduction of internal combustion engine exhaust emissions is a fundamental problem confronting the automotive industry worldwide. Nitrogen oxide (“NO_x”) emissions are a class of engine exhaust emissions which are coming under increasingly strict regulatory scrutiny because of their asserted affect on the environment. NO_x emissions from internal combustion engines are, for example, asserted to be precursors
15 in the formation of ozone and are further asserted to be responsible for the formation of other types of air pollution, such as smog.

Diesel engines present a further problem for the automotive and transportation industry in that the exhaust emissions from these type of engines typically include large amounts of particulates together with NO_x. The particulate emissions are present in
20 the black smoke discharged from the engine. Currently, diesel engine particulate emissions can be controlled by the use of filters or catalytic converters. While these emission-control devices are effective in decreasing particulate emissions, they do not appear to be effective in reducing NO_x emissions.

Attempts have been made to reduce NO_x and particulate emissions from
25 internal combustion engines. However, these known emission control systems and strategies have associated disadvantages.

One known method of reducing NO_x emissions involves treating the post-combustion exhaust emissions. For example, PCT patent publication WO
98/22209A1, (Peterhoblyn et al.) discloses the use of selective catalytic reduction
30 (SCR) in which an aqueous urea solution is introduced from a tank into the engine exhaust manifold. The urea-containing exhaust gas is then directed to a foraminous structure that traps any water or urea that has not been gasified. Subsequently, the

exhaust gas is directed through an NO_x-reducing catalyst structure. PCT patent publication WO 99/01205 (Marko et al.) discloses a further type of SCR in which gaseous ammonia is introduced to the post combustion exhaust gas followed by treatment with a reduction catalyst.

5 U.S. Patent Nos. 5,783,160 (Kinugasa et al.), 5,992,141 (Berriman et al.) and 5,609,026 (Berriman et al.) also disclose a type of engine exhaust treatment in which gaseous ammonia is introduced to the post combustion exhaust gas followed by treatment with a catalyst. Other publications disclosing apparatus for treating engine exhaust to reduce NO_x emissions, such as catalytic converters, include U.S. Patent No.
10 5,522,218 (Lane et al.) and 5,791,139 (Takeshi et al.).

All of the aforementioned NO_x-reducing systems are disadvantageous because of the extensive and costly mechanical structure required for operation of the systems.

Another method of treating post-combustion exhaust emissions involves a process known as exhaust gas recirculation (EGR). Such a system is disclosed in PCT
15 patent publication WO 97/04045A1 (Peterhoblyn et al.) which describes the use of EGR, or an engine timing modification, in combination with a particulate trap and a platinum group metal catalyst composition. While possibly effective in reducing NO_x emissions, this system disadvantageously requires costly mechanical and catalytic components.

20 Yet another known method of reducing NO_x emissions involves introduction of a selective reducing agent directly into the engine combustion chamber such as shown in U.S. Patent No. 5,584,265 (Rao et al.). According to Rao, a selective reducing agent such as ammonia, hydrazine, or cyanuric acid is injected into the interior of the piston-cylinder assembly with a mechanical material-feed apparatus. The reducing
25 agent is stored in a tank within the vehicle. The reducing agent reacts during combustion to produce an exhaust stream with a reduced concentration of NO_x. The system of the Rao patent disadvantageously requires the use of complex and costly mechanical apparatus in order to introduce the correct amount of reducing agent into the combustion chamber.

30 Various fuel additives and formulations have been proposed as a means of reducing NO_x emissions. Certain of these compositions are provided to solubilize water

in the fuel thereby cooling the fuel charge and reducing the NO_x emissions. One such example is provided in PCT patent publication WO 98/17745 (Hazel et al.) which discloses prior work of two of the present applicants. The Hazel invention provides a surfactant to solubilize water present in the fuel. The surfactant comprises an

5 alkoxyated alcohol, a diethanolamide and a polyethylene glycol monoester. PCT patent publication WO 00/15740 (Daly et al.) discloses an emulsified water-blended fuel composition containing a liquid fuel, water, an emulsifier, an amine salt which may function as an emulsion stabilizer or combustion modifier. These compositions, while efficacious in certain applications, are not optimally effective in reducing NO_x

10 emissions and are not effective in solubilizing NO_x - reducing agents.

Another approach to general reduction of emissions from diesel fuel involves use of a surfactant system to stabilize anhydrous or hydrous ethanol in diesel fuel thereby reducing the overall fuel hydrocarbon-content. U.S. Patent No. 6,017,369 (Ahmed) discloses a solubilized diesel fuel composition including diesel fuel, ethanol,

15 an alkyl ester of a fatty acid, a stabilizing additive and an optional co-solvent. The stabilizing additive is reportedly provided to homogenize the constituents of the fuel composition. The stabilizing agent is reported to be either (1) a mixture of ethoxylated alcohols, a cetane booster and a demulsifier or (2) a mixture of ethoxylated alcohols, an amide and an ethoxylated fatty acid. While reportedly effective in reducing diesel

20 fuel emissions generally (as a result of reducing the percentage of diesel fuel in the composition), the Ahmed composition does not disclose any specific assertion of NO_x or particulate emission reduction.

U.S. Patent No. 5,746,783 (Compere et al.) discloses a microemulsion of urea or a triazine which, when added to a base diesel fuel composition, is said to decrease

25 the amount of NO_x emissions from diesel engines. The microemulsion comprises the urea or triazine mixed with t-butyl alcohol, water, oleic acid and ethanolamine. The composition of the Compere patent is disadvantageous because it requires higher levels of urea than are needed to reduce NO_x. Moreover, the composition requires higher levels of solubilizing agent to maintain the urea in the composition than are practical or

30 economical. It is expected that a fuel containing the composition would have lower BTU and a lower cetane number/index with resulting disadvantages, such as

potentially causing the fuel to be outside of standard specifications. In addition it can be demonstrated that the use of a fuel containing this composition would not be clear or homogeneous at the higher fuel dilutions utilized in the industry.

5 In addition to the need to provide an improved manner of reducing NO_x and particulate emissions from internal combustion engines, a fuel additive or formulated fuel should be useful in overcoming other problems associated with fuel technology. The additive should be such that the fuel formulation is a stable, homogenous mixture across a broad temperature range. Further, low sulfur and ultra low sulfur diesel fuels presently being manufactured lack lubricity as a result of the low sulfur content of the
10 fuels. Reduced lubricity contributes to engine wear and reduces the distance that the vehicle can travel per unit volume of fuel. It would be desirable for the fuel additive or formulated fuel to improve lubricity in these low and ultra low sulfur fuels.

Moreover, a significant material-handling issue confronting the possible use of non-ionic surfactants in fuel compositions involves the lack of liquidity of many non-
15 ionic surfactants. Specifically, such non-ionic surfactants are present in a gel state when blended with water. Solvents are required to impart the desired viscosity to such surfactant compositions. The addition of solvents adds to the cost of transport and, potentially, may create difficulties in mixing the additive with the fuel. Preferably, therefore, the surfactant should be selected so that the host fuel itself could be used as
20 the solvent. This would permit formulation of a fuel additive concentrate which could be delivered and easily cold splash blended with the host fuel.

An improved fuel additive which, when blended with fuels, would reduce levels of fuel NO_x and particulate emissions when the fuel is burned in an internal combustion engine without materially affecting the BTU content of the fuel, which could be used
25 without mechanical modification of the vehicle, which improves lubricity of the fuel and is easy to formulate and handle would represent an important advance in the art.

OBJECTS OF THE INVENTION

It is an object of this invention to provide improved fuel additives and additive-
30 containing fuels which overcome some of the problems and shortcomings of the prior art.

Another object of this invention is to provide improved fuel additives which, when blended with fuels, provide fuel formulations which produce reduced levels of NO_x emissions when burned in an internal combustion engine.

It is also an object of this invention to provide improved fuel additives which, when blended with fuels, provide fuel formulations which produce reduced levels of particulate emissions when burned in an internal combustion engine.

Still another object of this invention is to provide improved fuel additives which, when blended with fuels, do not materially affect fuel BTU retention.

A further object of the invention is to provide improved fuel additives which, when blended with fuels, provide improved fuel lubricity, particularly in low sulfur and ultra low sulfur fuels.

One other object of this invention is to provide improved fuel additives which, when blended with fuels, permit a vehicle using the fuel to travel further distances per unit volume of fuel.

It is also an object of the invention to provide improved fuel additives which, when blended with fuels, provide stable, homogenous fuel compositions, including at extreme high and low temperatures.

Another object of the invention of the invention is to provide fuel additives which can be supplied in different physical states including, for example, as separate constituents, as an additive, as a concentrate or as a blended finished-form fuel.

One object is to provide an additive which can be formulated to solubilize in the host fuel at any required dilution without phase separation.

An object of the invention is to provide fuel additives which can be added to a wide range of fuels, can be used in spark ignition and diesel engines and can be used in 4-stroke as well as 2-stroke engines.

Yet a further object of the invention is to provide improved fuel additives which are useful in avoiding fuel phase separation, particularly when water is present in the fuel.

Still another object of the invention is to provide improved fuel additives which, when blended with fuels, provide an efficient, cost-effective manner of introducing NO_x-reducing compounds to the engine combustion chamber.

An additional object of the invention is to provide improved fuel additives which, when blended with fuels, avoids the need for costly mechanical devices to either introduce NO_x-reducing agents to the engine combustion chamber or to treat the post-combustion exhaust stream.

5 It is an object of the invention is to provide improved fuel additives which are economical to transport.

A further object of the invention is to provide improved fuel additives which can be easily formulated and easily admixed with fuel.

10 These and other objects of the invention will be apparent from the following descriptions and examples.

SUMMARY OF THE INVENTION

The purpose of this invention is to provide a fuel additive which, when admixed with fuel, provides a manner of delivering a nitrogen-containing compound to the point
15 of combustion in an internal combustion engine as an integral part of the fuel. The additive reduces NO_x emissions from the engine exhaust stream (with or without a trap device), reduces particulate emissions and provides the usual benefits associated with cleaner burning fuels without detriment to performance. Fuel containing the additive is a clear homogenous mixture which advantageously can be introduced directly to the
20 point of combustion through the normal fuel delivery lines thereby avoiding any need for costly mechanical material-feed devices to feed nitrogen-containing compounds to the engine as is typical of the prior art.

The NO_x reducing reagents have utility in many types of fuels including diesel, gasoline, kerosene, alcohol and aqueous-fuel blends. The inventive additive
25 beneficially modifies the boiling point of the fuel in a way expected to improve fuel efficiency. Surprisingly, the invention not only reduces NO_x emissions from the exhaust stream but also enhances the lubricity of the fuel, reducing engine wear and increasing the distance which the vehicle can travel per unit volume of fuel.

The composition can be prepared in different forms based on the needs of the
30 user. These forms include as an additive, concentrate and as a finished form fuel including the additive or concentrate. Preferred forms of the additive include about 3-

35 % by weight of a nitrogen-containing compound selected from the group consisting of urea, cyanuric acid, triazine, ammonia and mixtures thereof. Urea is the most highly preferred nitrogen-containing compound because of its abundance, low cost and ease of mixing with water. It is preferred that the urea comprises about 10-32 % by weight of the additive composition and most highly preferred forms of the invention include 12-28% by weight of urea in the additive form of the invention.

The preferred additive composition further includes about 0.0025-25 % by weight of water. When urea is used, the urea is preferably admixed with the water as described herein.

The preferred additive further includes about 30-97 % by weight of a carrier blend of non-ionic surfactants provided to solubilize the nitrogen-containing compound in the additive. The preferred carrier blend comprises about 30-75 % by weight of an alkoxyated alcohol composition having the following general structure:



wherein R¹ is C₆-C₁₆, R² is H or CH₃, and x is 1-7. It is preferred that R¹ is C₉-C₁₁ and x is 2.5. Highly preferred forms of the inventive carrier blend useful in practicing the invention include about 33-55% by weight of the alkoxyated alcohol constituent. Mixtures of more than one type of alkoxyated alcohol may be used in a given carrier blend.

The novel carrier blend further includes about 10-60 % by weight of a polyalkylene glycol ester composition having the following general structure:



wherein R³ is C₁₁-C₁₉, R⁴ is H or CH₃, y is 1-20, R⁵ is H or COR³. Preferably, R³ is C₁₇ and R⁵ is COR³. Polyethylene glycol diesters of oleic acid are highly preferred as are polyethylene glycol ditallates. The preferred polyalkylene glycol ester constituent may include blends of more than one type of polyalkylene glycol ester. More preferred forms of the inventive carrier blend include about 25-40 % by weight of the polyalkylene glycol ester constituent while still more preferred embodiments comprise about 25-33 % by weight of the polyalkylene glycol ester constituent.

The preferred carrier blend further includes about 10-60 % by weight of an alkanolamide composition having the following general structure:



10 wherein R⁶ is C₁₂-C₁₈, R⁷ is H or CH₂CH₂OH. R⁶ is preferably C₁₇ and R⁷ is CH₂CH₂OH. Oleic acid diethanolamides are highly preferred alkanolamides for use in practicing the invention. The alkanolamide constituent may be provided as a blend of more than one type of alkanolamide. Preferred forms of the invention include about 25-40 % by weight of the ethanolamide while 25-33 % by weight of the ethanolamide
15 constituent is most highly preferred.

In concentrate forms of the invention the composition includes about 80-20 % by weight of the above-described additive together with about 20-80 % by weight of a solvent. It is highly preferred that the solvent comprise the host fuel. Highly preferred solvents suitable for use in making the concentrate include diesel, gasoline and
20 kerosene fuels.

In finished form fuel compositions for use in internal combustion engines, the invention includes about 97- 99.99 % by weight of a hydrocarbon-containing fuel and about 0.01-3 % by weight of the above-described fuel additive.

The invention includes the compositions of matter and the method of making
25 each form of the compositions as will be described in more detail below.

As used throughout the specification and claims, terms such as “between 6 and 16 carbon atoms,” “C₆ to C₁₆” and “C₆₋₁₆” are used to designate carbon atom chains of varying lengths within the range and to indicate that various conformations are acceptable including branched, cyclic and linear conformations. The terms are further
30 intended to designate that various degrees of saturation are acceptable. Moreover, it is readily known to those of skill in the art that designation of a constituent as including, for example, “C₁₇” or “2.5 moles of ethoxylation” means that the constituent has a distribution with the major fraction at the stated average amount or range and, therefore, such a designation does not exclude the possibility that other species exist

within the distribution. The constituents of this invention may be isolated or present within a mixture and remain within the scope of the invention.

BRIEF DESCRIPTION OF THE DRAWINGS

5 The drawings illustrate aspects of preferred embodiments which include the above-noted characteristics and features of the invention. The invention will be readily understood from the descriptions and drawings. In the drawings:

 FIGURE 1 is a ternary phase diagram showing the solubility of an exemplary additive in fuel according to Examples 1 and 2.

10 FIGURE 2 is a ternary phase diagram showing the solubility of an exemplary additive in fuel according to Example 3.

 FIGURE 3 is a ternary phase diagram showing a portion of Figure 2 in which the diesel fuel is present in an amount of 80% or greater of the composition of Example 3.

15 FIGURE 4 is a ternary phase diagram showing the solubility of an exemplary additive in fuel according to Example 5.

 FIGURE 5 is a ternary phase diagram showing the solubility of an exemplary additive in fuel according to Example 6.

20 FIGURE 6 is a ternary phase diagram showing the solubility of an exemplary additive in fuel according to Example 7.

 FIGURE 7 is a ternary phase diagram showing the solubility of an additive.

 FIGURE 8 is a ternary phase diagram showing a portion of Figure 7.

DETAILED DESCRIPTION OF PREFERRED EMBODIMENTS

25 The invention provides a fuel additive for use in internal combustion engines, including diesel and spark ignition engines. The invention may be prepared in various forms including as an additive, concentrate or as a final form fuel. The invention includes the method of making the composition including a fuel including the composition.

30 The inventive composition is highly effective in solubilizing nitrogen-containing compounds in the fuel. The nitrogen-containing matter enters the engine combustion

chamber as part of the fuel and reacts during combustion to reduce NO_x emissions. By providing the nitrogen-containing compound as a component of the host fuel it is possible to avoid any necessity for the use of complex and costly mechanical apparatus used to feed nitrogen-containing compounds to the engine combustion chamber or to the engine exhaust stream. The invention is powerfully efficacious versus prior art compositions, such as U.S. Patent No. 5,746,783 (Compere et al.), because less nitrogen is required in the fuel and because far less constituents are required to keep the nitrogen in the fuel, a benefit which provides important cost-savings benefits.

Without wishing to be bound by any particular theory, it is believed that the fuel additive of the invention is effective in producing a stable, single phase additive, concentrate and final form fuel in large part because of the nature of the carrier blend. The nonionic carrier blend is highly efficacious in solubilizing low molecular weight polar nitrogen-containing compounds into non-polar matrices, such as hydrocarbon-containing fuels.

Again, and without wishing to be bound by any particular theory, it is believed that combustion of the nitrogen-containing composition(s) in the fuel within the engine cylinder causes the nitrogen-containing composition to become decomposed and to form reactive species which react with the NO_x emissions. It is thought that the cyanuric acid, triazine and ammonia react to form urea intermediaries which are further decomposed to react with the NO_x emissions. The resultant reactions produce nitrogen gas (N₂) and water. By providing the nitrogen-containing composition as an integral component of the fuel, it is possible to continuously maintain the level of the reactive nitrogen-containing composition throughout the combustion process thereby maximizing the amount of NO_x emission reduction.

As summarized above, the nitrogen-containing composition can include urea, cyanuric acid, triazine, ammonia and mixtures thereof. The nitrogen-containing constituent of the additive comprises about 3-35 % by weight of the additive. A weight percent range of about 10-32 % by weight of the composition is preferred when urea is to be used. The most highly preferred urea is readily available from distributors such as Ashland Distribution Company, Industrial Chemicals and Solvents and Van Waters & Rogers Inc. Manufacturers of urea include Air Products and Chemicals, Inc.

and Allied Signal, Inc., Specialty Chemicals. Triazine is manufactured by Arch Chemicals, Inc. Norwalk, CT. Cyanuric acid is manufactured by GAS Chemicals, Inc. Powell, OH. Van Waters & Rogers is a commercial source of ammonia.

The surfactant is provided to form an emulsion in which the nitrogen-
5 containing composition is fully solubilized in the final fuel formulation. As summarized above, the carrier blend comprises three main surfactant constituents which are broadly described as an alkoxyated alcohol constituent, a polyalkylene glycol ester constituent and an alkanolamide constituent.

The alkoxyated alcohol constituent comprises about 30-75 % by weight of the
10 carrier blend composition and preferably comprises about 33-55% of such constituent. Alcohol ethoxylate, and any other alcohol alkoxyated, are prepared by the alkoxylation of any linear or branched alcohol with any commercially available alkaline oxide, for example, ethylene oxide ("EO") or propylene oxide ("PO") or mixtures thereof.

15 Alkoxyated alcohols suitable for use in the invention are available from Tomah Products, Inc. of 337 Vincent Street, Milton, Wisconsin 53563 under the trade name Tomadol™. Illustrative Tomadol products include Tomadol 91-2.5 and Tomadol 1-3. Tomadol 91-2.5 is a mixture of C9, C10, and C11 alcohols with an average of 2.5 moles of ethylene oxide per mole of alcohol. The average molecular weight of
20 Tomadol 91-2.5 is reported as 281 and the HLB value (Hydrophillic/ Lipophillic Balance) is reported as 8.5. Tomadol 1-3 is an ethoxylated C11 (major proportion) alcohol with an average of 3 moles of ethylene oxide per mole of alcohol. The average molecular weight of Tomadol 1-3 is reported as 305 and the HLB value is reported as 8.7. Other alcohol alkoxyates having an HLB of about 8-9 would also be suitable for
25 use in the invention.

Other sources of alkoxyated alcohols include Huntsman Corp., 500 Huntsman Way, Salt Lake City, UT 84108, Condea Vista Company, 900 Threadneedle St., Houston, TX 77079 and Rhodia, Inc., CN 7500, Cranbury, NJ 08512.

The polyalkylene glycol ester constituent comprises about 10-60 % by weight
30 of the carrier blend. More preferred forms of the inventive carrier blend include about 25-40 % by weight of the polyalkylene glycol ester constituent while still more

preferred embodiments comprise about 25-33 % by weight of the polyalkylene glycol ester constituent. The monoester is manufactured through the alkoxylation of a fatty acid (such as oleic acid, linoleic acid, lauric acid, coco fatty acid, tallow fatty acid, myristic acid) with EO, PO or mixtures thereof. The diesters are prepared by the
5 reaction of a polyethylene glycol with 2 equivalents of a fatty acid (for example, oleic acid, linoleic acid, lauric acid, coco fatty acid, tallow fatty acid, myristic acid).

Representative polyalkylene glycol esters useful in practicing the invention include Lumulse brand 62-O, Polyethylene Glycol 600 dioleate and Lumulse 40-O, Polyethylene Glycol 400 monooleate available from Lambent Technologies Inc. of
10 7247 N. Central Park Ave., Skokie, IL 60076. Another polyalkylene glycol ester suitable for use in the invention includes Mapeg brand 600-DOT, Polyethylene glycol 600 ditallate from BASF Corporation, Specialty Chemicals, 300 Continental Dr., Mt. Olive, NJ 17828. Other suppliers of these and related chemicals are Stepan Co., Lonza, Inc. and Goldschmidt, AG 914 Randolph Rd., Hopewell, VA 23860.

15 The alkanolamide constituent also comprises about 10-60 % by weight of the carrier blend. More preferred forms of the inventive carrier blend include about 25-40 % by weight of the alkanolamide constituent while still more preferred embodiments comprise about 25-33 % by weight of the alkanolamide constituent. The alkanolamides are generally the reaction products of a mono or diethanolamide
20 with a fatty acid ester.

Alkanolamides suitable for use in the invention are available from McIntyre Group, 24601 Governors Hwy, University park, IL 60466 with the trade name of Mackamide. Examples are Mackamide MO, "Oleamide DEA" and LAM. "Lauramide MEA." Other commercial sources of alkanolamides are Rhodia, Inc. and Goldschmidt
25 AG.

There is no particular order in which the constituents are combined. The method of making the fuel additive composition may preferably include making an aqueous nitrogen-containing composition by admixing about 40-50 % by weight of the nitrogen-containing compound with about 50-60 % by weight of water. Urea is the
30 most preferred type of nitrogen-containing compound for use in the method. A carrier blend is prepared by admixing, in any order, about 30-75 wt. % alkoxyated alcohol,

about 10-60 wt. % polyalkylene glycol ester and about 10-60 wt. % alkanolamide constituents. The additive is prepared by admixing about 50-35 wt. % of the aqueous urea composition with about 50-65 wt. % of the carrier blend.

The method of making the fuel additive concentrate includes admixing about 80-20% by weight of the additive form of the composition with about 20-80% of a solvent which is preferably the host fuel. The fuel composition of the invention includes admixing about 0.01- 3 % by weight of the fuel additive concentrate with about 97 - 99.99 % by weight of fuel.

10

Examples

The following examples are provided to further illustrate the invention but are not intended to limit the scope thereof. All parts and percentages are by weight unless otherwise indicated.

Example 1

15

An exemplary fuel additive according to the invention was prepared. In a 250-ml beaker, the constituents listed in the following table were mixed with a spatula to prepare a 100 gram (50/25/25 wt.%) carrier blend composition:

Table 1

Carrier blend Constituents of Example 1

20

Constituent	Product I.D.	Amount
Alcohol ethoxylate	Tomadol 91-2.5	50 grams
Polyethylene glycol diester of oleic acid	Lumulse 62-O	25 grams
Oleic acid diethanolamide	Comperlan OD	25 grams

25

30

In a separate 100 ml beaker, 21.5 grams of urea were dissolved in 32.3 grams of water (40 wt.% urea solution). The urea solution was poured into the carrier blend and mixed with a spatula. The resulting fuel additive was observed to be viscous and in a near gel state. The 153.8 gram fuel additive contained approximately 14% urea by weight.

The additive was added to #2 diesel fuel to obtain a fuel formulation with an additive concentration of 0.225 % by weight and a urea concentration of 1 gram/gallon. 7.14 grams of additive were added to 1 gallon (3160 grams) of diesel fuel to achieve the desired 1 gram/gallon urea concentration. The diesel fuel additive solution was stirred vigorously with a mechanical stirrer for 1-1/2 hours at which time complete solubilization was achieved. This process produced a clear stable diesel fuel including the additive.

Example 2

An exemplary fuel additive concentrate according to the invention was prepared. 35 grams of fuel additive of Example 1 were admixed with 65 grams (77.7 ml) of #2 diesel fuel with a spatula in a 250 ml beaker. The gelatinous additive composition was stirred into the diesel fuel and allowed to stand for one hour at which time all the gel particles had dissolved. The resulting concentrate was a clear fluid with a specific gravity of 0.8914. The concentrate contained approximately 4.9% urea and 65% diesel fuel by weight.

The concentrate of this Example was then added to a #2 diesel host fuel to obtain a fuel formulation with an additive concentration of 0.64 % by weight and a urea concentration of 1 gram/gallon such as could be used in an internal combustion engine. 20.4 grams of concentrate were added to 1 gallon (3160 grams) of the diesel fuel to achieve the desired 1 gram/gallon urea concentration. The concentrate was a liquid and was not viscous. The concentrate dissolved in the diesel fuel spontaneously without vigorous mixing. This "splash blending" characteristic of this example of the invention represents a significant advantage in that the concentrate mixes easily with the host fuel. As a consequence, the concentrate can be efficiently shipped from the point of manufacture to the refinery for ready mixture with the host fuel.

Figure 1 is a ternary phase diagram directed to the fuel additive of Example 1 and the concentrate of Example 2. Figure 1 also illustrates a final form fuel utilizing the compositions of Examples 1 and 2. Figure 1 graphically illustrates the concentrations at which the compositions of Examples 1 and 2 can be expected to be stable homogenous single phase compositions which would represent ideal fuel

additives. Figure 1 also demonstrates those concentrations at which the compositions can be expected to be unstable multi-phase compositions not suitable for use as a fuel additive.

5 A ternary diagram is a representation of every possible combination of three components. In this work the three components are: diesel fuel (at the top vertex), the carrier (on the lower right vertex), and 40% urea solution (on the lower left vertex). Thus, a point on the edge halfway between the "carrier" vertex, and the "diesel" vertex would be a 50/50 blend of those two components. A point in the middle of the diagram would be 33.3% of each component. Lines on the ternary chart show phase
10 boundaries between homogeneous and cloudy compositions.

To determine the phase boundaries for such a diagram, a small sample is weighed of a known combination of two of the three components. For example, 0.2 grams of carrier and 0.8 grams of diesel. The test tube is then tared and 40% urea solution is added dropwise with vigorous mixing, until the solution just becomes
15 cloudy. The tube is weighed and the amount of urea solution is calculated. The point in the triangle which corresponds to the known percentage of each of the 3 components is plotted. This process is repeated as many times as necessary, changing the ratio of the first two components each time. The result is a family of points which outline the boundary between single-phase and multi-phase regions of the ternary
20 system.

Liquid crystal regions are found by noting whether the sample becomes viscous and whether it rotates polarized light (by holding the test tube between crossed polarizers). Liquid crystals rotate polarized light.

Figure 1 represents an analysis of selected combinations of the urea/water,
25 carrier blend and diesel fuel constituents provided in Examples 1 and 2. Each point along the curve represents an actual combination of urea/water, carrier blend and diesel fuel constituents which was tested as part of this invention to determine the boundary between the single phase and multi-phase compositions. All points to the right side of the curve are single phase compositions useful in practicing the invention while
30 compositions to the left side of the curve were determined to be unstable cloudy or multi-phase compositions. The further the curve is to the left, the greater the number

of single phase compositions which can be created. The liquid crystal region represents a region where the additive is a stable single phase composition but is more gelatinous.

Optimal compositions useful in practicing the invention can be identified by drawing a straight line from the graph apex (representing 100% fuel) to a point generally tangent to, or to the right side of the curve. Compositions along this line represent optimal maximum levels of nitrogen which can be held in a single phase composition. As shown by the line in Figure 1, an optimal additive is as described in Example 1 and has a urea/water concentration of about 35% and a carrier blend concentration of about 65%. The ideal concentrate range can be identified at fuel concentrations of about 65%. Example 2 is represented by the 65% fuel concentration. Ideal fuel final form fuel compositions are at 94% or greater amounts of fuel.

15

Example 3

A further exemplary fuel additive concentrate according to the invention was prepared. In a 400-ml beaker, the constituents listed in following table were admixed with a spatula to prepare a 100 gram (34/33/33 wt. %) carrier blend composition:

Table 2

20

Carrier Blend Constituents of Example 3

Constituent	Product I.D.	Amount
Alcohol ethoxylate	Tomadol 91-2.5	34 grams
Polyethylene glycol ditallate	Mapeg 600-OT	33 grams
Oleic acid diethanolamide	Mackamide MO	33 grams

25

The 100 grams of carrier blend were admixed with 71.5 grams of #2 diesel fuel. The carrier blend dissolved readily in the diesel fuel.

Separately in a 100 ml beaker, 40 grams of water were admixed with 26.7 grams of urea until the urea had dissolved. The aqueous 40 wt.% urea solution was added to the carrier blend/diesel composition. The solution became clear and homogeneous after a few minutes of mixing. The resulting fuel additive concentrate

30

had a viscosity of 435 centipoise at 22 °C as determined with a Brookfield Viscometer with a #3 spindle at 20 rpm. The specific gravity of the concentrate at 20 °C was 0.9632. The concentrate contained 11.2 % urea and 30% diesel by weight. Although somewhat viscous, the concentrate is pumpable making the concentrate useful for purposes of handling and transportation.

The concentrate of Example 3 was next added to host diesel fuel to make a final fuel formulation suitable for use in an internal combustion engine. In order to supply 1 gram per gallon of urea in host diesel fuel, 8.9 grams of the concentrate form of Example 3 were added to 1 gallon (3160 grams) of diesel fuel (0.28% concentrate by weight). The concentrate, although somewhat viscous, completely dissolved in the diesel after mixing to become a clear and homogeneous solution.

Example 4

Another fuel additive concentrate according to the invention was prepared. As in Example 3, the constituents listed in following table were admixed with a spatula in a 400 ml beaker to prepare a 100 gram carrier blend composition:

Table 3

Carrier Blend Constituents of Example 4

Constituent	Product I.D.	Amount
Alcohol ethoxylate	Tomadol 91-2.5	34 grams
Polyethylene glycol ditallate	Mapeg 600-OT	33 grams
Oleic acid diethanolamide	Mackamide MO	33 grams

250 grams of # 2 diesel fuel were then added to the carrier blend. The carrier blend dissolved readily in the diesel fuel.

In a separate beaker, 40 grams of water and 26.7 grams of urea were admixed to make an aqueous urea solution. The aqueous urea solution was added to the carrier blend/diesel fuel mixture. The aqueous urea solution dissolved quickly in the carrier blend/diesel solution to produce a clear, homogeneous fuel additive concentrate with a viscosity of less than 40 cps at 22 °C and a specific gravity of 0.9085. The concentrate contained 6.4% urea and 60% diesel by weight.

The concentrate of Example 4 was added to host diesel fuel to make a final fuel formulation suitable for use in an internal combustion engine. In order to supply 1 gram per gallon of urea in diesel fuel, 15.6 grams of the concentrate were added to 1 gallon (3160 grams) of diesel fuel to reach an additive concentration of 0.49% concentrate by weight. The fluid concentrate advantageously dissolved quickly in the diesel fuel with almost no mixing. As with the other examples, the ease of blending of the concentrate with the host fuel makes it possible to manufacture the concentrate at a site remote from the refinery and to easily transport the composition to the refinery for splash blending with the host fuel to form a final form fuel.

Figure 2 represents an analysis of selected combinations of the urea/water, carrier blend and diesel fuel constituents provided in Examples 3 and 4. Each point along the curve and along the dilution path represents an actual combination of urea/water, carrier blend and diesel fuel constituents which was tested as part of this invention to determine the point at which the composition was a multi-phase or single-phase composition. All points to the right side of the curve are single phase compositions useful in practicing the invention. Figure 2 demonstrates that there are many optimal stable and homogenous additive, concentrate and final form fuel combinations which may be prepared using the novel composition. Further, the data show that the composition of the invention is highly efficacious in solubilizing large amounts of the nitrogen-containing compound per unit volume of carrier blend.

Figure 3 represents the upper portion of Figure 2 and shows in greater detail the properties of the composition of Examples 3 and 4 including 80% or greater amounts of the diesel fuel. Figure 3 demonstrates that the composition is stable and homogenous in final form fuel compositions having fuel concentrations of between about 80 - 99.99%.

Example 5

A fuel additive composition incorporating a C11 alcohol ethoxylate with 3 moles of EO was prepared. As in Example 4, the constituents listed in following table were admixed with a spatula in a 400 ml beaker to prepare a 100 gram (34/33/33 wt.%) carrier blend composition:

Table 4

Carrier Blend Constituents of Example 5

Constituent	Product I.D.	Amount
Alcohol ethoxylate	Tomadol 1-3	34 grams
Polyethylene glycol ditallate	Mapeg 600-OT	33 grams
Oleic acid diethanolamide	Mackamide MO	33 grams

5

10

The 100 gram carrier blend composition was admixed with 250 grams of # 2 diesel fuel whereupon the carrier blend was observed to dissolve readily in the diesel fuel.

15

In a separate beaker, 40 grams of water and 26.7 grams of urea were admixed to make an aqueous 40 wt.% urea solution. The aqueous urea solution was added to the carrier blend/diesel fuel mixture. Once again the aqueous urea solution dissolved quickly in the carrier blend/diesel solution to produce a clear, homogeneous fuel additive concentrate with a viscosity of less than 40 cps at 22 °C and a specific gravity of about 0.9085. The concentrate contained 6.4% urea and 60% diesel by weight.

20

The concentrate of Example 5 was added to host diesel fuel to make a final fuel formulation suitable for use in an internal combustion engine. 15.6 grams of the concentrate were added to 1 gallon (3160 grams) of diesel fuel to reach an additive concentration of 0.49% concentrate by weight and 1 gram of urea per gallon of diesel fuel. The fluid concentrate advantageously dissolved quickly in the diesel fuel with almost no mixing. The composition of Example 4 would be easily pumpable.

25

Figure 4 is the ternary phase diagram showing the constituent concentrations at which the composition of Example 5 is a stable homogenous single phase composition. The composition of Examples 3 and 4 is also shown on Figure 4 by the solid line as a basis of comparison. Figure 4 demonstrates that the composition of Example 5 is stable when the additive form of the invention has a urea/water concentration of less than about 56%. The concentrate is stable at about 30-70% fuel and about 52% .

Example 6

An exemplary fuel additive composition according to the invention was prepared. The exemplary composition was prepared using a branched alcohol ethoxylate.

5 Table shows the constituents used to prepare the carrier blend of Example 6.

Table 5

Carrier Blend Constituents of Example 6

Constituent	Product I.D.	Amount
10 Iso C10 alcohol + 2.5 Moles EO.	Not applicable	34 grams
Polyethylene glycol ditallate	Mapeg 600-OT	33 grams
Oleic acid diethanolamide	Mackamide MO	33 grams

The alcohol ethoxylate for Example 6 was prepared using Exxal-10 which is an
15 Iso C10 alcohol available from Exxon-Mobil. The branched alcohol was alkoxyated with 2.5 moles of EO per mole of alcohol.

The composition of Example 6 was prepared in the same manner as Examples 3-5. The three constituents listed in Table 5 were admixed with a spatula in a 400 ml beaker to prepare a 100 gram (34/33/33 wt. %) carrier blend composition. 250 grams
20 of #2 diesel fuel were then added to the carrier blend. The carrier blend dissolved readily in the diesel fuel.

In a separate beaker, 40 grams of water and 26.7 grams of urea were admixed to make an aqueous 40 wt. % urea solution. The aqueous urea solution was added to the carrier blend/diesel fuel mixture. The aqueous urea solution dissolved quickly in
25 the carrier blend/diesel solution to produce a clear, homogeneous fuel additive concentrate with a viscosity of less than 40 cps at 22 °C and a specific gravity of 0.9085. The concentrate contained 6.4% urea and 60% diesel by weight.

The concentrate of Example 6 was added to host diesel fuel to make a final fuel formulation suitable for use in an internal combustion engine. In order to supply 1
30 gram per gallon of urea in diesel fuel, 15.6 grams of the concentrate were added to 1 gallon (3160 grams) of diesel fuel to reach an additive concentration of 0.49%

concentrate by weight. The fuel appeared to be homogenous without any phase separation.

Figure 5 is a ternary phase diagram showing data points representing actual compositions of Example 6 which were evaluated to determine those compositions which were stable homogenous single phase composition. The composition of Examples 3 and 4 is also shown on Figure 4 by the dotted line. Figure 5 demonstrates that the additive composition of Example 6 is stable at urea/water concentrations of about 76% or less. The concentrate is stable at fuel concentrations of 20-80 wt. % with between about 4-28 wt. % of urea.

Example 7

Example 7 was prepared to demonstrate the efficacy of the invention in gasoline. The composition was prepared according to Example 4 including a carrier blend made up of the constituents shown in Table 6 below:

Table 6

Carrier Blend Constituents of Example 7

Constituent	Product I.D.	Amount
Alcohol ethoxylate	Tomadol 91-2.5	34 grams
Polyethylene glycol ditallate	Mapeg 600-OT	33 grams
Oleic acid diethanolamide	Mackamide MO	33 grams

The 100 grams of carrier blend constituents were admixed with a spatula in a 400 ml beaker to prepare a 100 gram (34/33/33 wt. %) carrier blend composition. 250 grams of 87 octane commercial regular grade Mobil gasoline were then added to the carrier blend. The carrier blend dissolved readily in the gasoline.

In a separate beaker, 40 grams of water and 26.7 grams of urea were admixed to make an aqueous urea solution. The aqueous urea solution was added to the carrier blend/gasoline mixture. The aqueous urea solution dissolved quickly in the carrier blend/gasoline solution to produce a clear, homogeneous fuel additive concentrate. The composition was observed to have a low viscosity and would be easy to pump and handle. The concentrate contained 6.4% urea and 60% gasoline by weight.

Figure 6 represents an analysis of selected combinations of the urea/water, carrier blend and gasoline of Example 6. The data points represent actual compositions of Example 6 which were prepared and evaluated at the fuel, urea/water and carrier blend concentrations shown on the drawing. The data show that the formulation of the invention and the gasoline forms a stable, homogenous composition across a wide range of concentrations.

Example 8

An evaluation of U.S. 5,746,783 (Compere et al.) was conducted. The Compere patent. provides a number of examples in which "microemulsions" of urea and water are said to be formed in diesel fuel using a combination of t-butanol, oleic acid, and monoethanolamine as the carrier. In Compere's Example 7, 20 grams of urea, 100 grams of water, 100 grams of t-butanol, 180 grams of oleic acid, and 20 grams of monoethanolamine were combined with 1580 grams of diesel fuel to provide a fuel for testing. This combination contains 1% urea, 15% carrier and 79% diesel with the balance being water. This is equivalent to about 33 grams of urea per gallon of fuel/carrier/water, considerably more urea than has been found effective for NOx reduction.

Figures 7 and 8 are ternary phase diagrams of the Compere composition plotted in order to relate it to the compositions of our invention. The combination of 100 grams of t-butanol, 180 grams of oleic acid, and 20 grams of monoethanolamine was used as the carrier with a 40% solution of urea in water.

The results are shown in Figure 7. Evaluation of Figure 7 shows a considerably smaller single-phase region than are obtained with the preferred compositions of our invention as shown in the previous examples.

Figure 8 is an enlarged drawing of the upper portion of Figure 7. In this figure it can be seen that in the most dilute part of the phase diagram the formulation from Compere Example 7 does not permit dilution below about 0.5% additive. The tangent to the phase boundary at low concentrations shows that the maximum fraction of urea solution in the additive is 7/20.

The tangent to the phase boundary of the preferred formulation from our invention (also shown in Figure 8) allows a maximum fraction of urea solution in the additive of 11/20.

Other examples in Compere et al. use even higher amounts of urea per gallon of diesel fuel, without any data to substantiate better performance in the engine.

Therefore, the present invention efficaciously requires less carrier blend to keep more nitrogen-containing compound in solution than is the case with Compere. As a result, the calorific content of the inventive fuel and the air/fuel ratio required for the inventive fuel will be closer to the manufacturer's specification.

10

Example 9

A blend of urea and water was heated to above 40°C to produce a clear solution. This solution was then added to an ethoxylated fatty acid and added to a combination of diethanolamide and a higher alcohol ethoxylate. The resulting composition was a stable clear solution when added to diesel. The composition was temperature tolerant from -10°C to 90°C.

15

Example 10

An exemplary fuel additive of the invention was evaluated for lubricity. Additive lubricity is an important property because ultra low sulfur gasoline presently used in many areas disadvantageously has reduced lubricity because of the reduced sulfur content. Decreased fuel lubricity results in increased wear on engine parts and reduces engine efficiency decreasing the distance that the vehicle can travel per unit volume of fuel. Any measurable increase in lubricity provided by a fuel additive would represent an advantage.

20
25

The concentrate for use in the lubricity evaluations was prepared on a volume percent basis. The carrier blend (50/25/25 vol. %) consisted of the following constituents prepared according to the volume percentages shown in Table 7 below:

Table 7

Carrier blend Constituents of Example 10

Constituent	Volume %
Alcohol ethoxylate C9-C11 (Shell Chemical Co.) alcohol + 2.5 moles EO	50
Polyethylene glycol (7 mole ethoxylate) mono & dioleate blend (1:1 vol. % ratio)	25
Lauric diethanolamide	25

10 A solution of 60.% water and 40% urea was prepared and admixed with the carrier blend on a 1:1 volume basis to form the additive for use in the lubricity evaluation. The resulting gel was dispersed in gasoline.

Ultra low sulfur European reference gasoline (RF08A85) was utilized for the lubricity evaluation. Each fuel sample was blended with the weight percentage of
15 additive shown in Table 8 below.

The fuel samples were then tested for lubricity according to ASTM standard D6079-99 Standard Test Method for Evaluating Lubricity of Diesel Fuels by the High-Frequency Reciprocating Rig (HFRR). The HFRR test measures wear on a reference part coated with the fuel. The greater the amount of wear on the part, the less lubricity
20 provided by the fuel. The lubricity data is as follows:

Table 8
Lubricity Data -- RF08A85 Gasoline Formulations

Sample #	1	2	3
Additive (wt. %)	0.000	0.093	0.375
Lubricity (Part wear in μ)	670	276	234

25 The data show that the inventive composition provides a significant reduction in wear and increase in lubricity versus unmodified reference fuel. It is believed that this improvement in lubricity will cause an increase in engine efficiency and a resultant reduction in emissions and increase in the distance that the vehicle can travel per unit volume of fuel.

Example 11

The inventive fuel additive was next evaluated to determine the effect of the additive on the distillation of ultra low sulfur European reference gasoline (RF08A85). Reduction of the gasoline fuel boiling range is an indication that the composition will burn more completely in the engine. More complete combustion produces fewer emissions (having decreased NO_x emissions) and results in more efficient operation of the engine. See e.g., U.S. Patent No. 6,030,521 (Croudace et al.) which asserts that a reduction in distillation temperature increases engine efficiency.

Three 1 L samples of the reference gasoline were obtained. Additive as described in Example 10 was prepared and added to the three gasoline samples in the weight percentages shown in Table 9 below.

The three gasoline samples were distilled according to British Institute of Petroleum Standard IP 123. According to the IP 123 standard, the fuels were heated at atmospheric pressure to a final temperature of approximately 200 °C. The temperature at which predetermined fractions of the fuel were recovered was measured and recorded. A greater recovery of distilled fuel at lower temperatures is an indication that the fuel boiling point has been reduced and is a further indication that the fuel will burn at a lower temperature with the resultant emission-reduction and efficiency benefits. A small temperature difference represents a potentially significant improvement in fuel efficiency. The fuel distillation data is as follows:

Table 9
Distillation Data -- RF08A85 Gasoline Formulations

Sample #	1	2	3
Additive (wt. %)	0	0.093	0.375
Initial B.P. °C	36	35	35
5 % Recovered °C	51	49	49
10 % Recovered °C	57	55	55
20 % Recovered °C	65	64	64
30 % Recovered °C	76	75	74
40 % Recovered °C	88	87	87
50 % Recovered °C	100	100	99
60 % Recovered °C	110	112	110
70 % Recovered °C	120	120	119
80 % Recovered °C	136	135	133
90 % Recovered °C	180	179	176

95 % Recovered °C	196	195	189
Final Temp. °C	202	202	200
Vol. % Residue remaining	1.0	1.0	1.0

5

The gasoline distillation data demonstrates that an exemplary additive according to the invention reduces the fuel boiling point and increases the percent fuel recovered at a lower temperature. It is expected that this property of the additive will result in better combustion characteristics and in reduced emission production.

10

Example 12

The inventive fuel additive was next evaluated for lubricity in ultra low sulfur European reference diesel fuel (RF73A93) according to ASTM standard D6079-99. An additive composition according to Example 10 was prepared. The additive was added to five of six diesel fuel samples in the weight percent amounts shown in Table 10. The diesel fuels were then evaluated for lubricity according to the ASTM standard. The lubricity results are as follow:

Table 10

Lubricity Data -- RF73A93 Diesel Formulations

Sample #	1	2	3	4	5	6
Additive (wt.%)	0	0.436	0.435	0.855	0.927	0.691
Lubricity (wear in μ)	376	306	269	307	296	288

20

Part wear is decreased in all samples including the additive of the invention. The data demonstrate that the additive composition is useful in increasing fuel lubricity with the resultant engine and vehicle operation benefits.

25

Example 13

The inventive fuel additive was next evaluated to determine the effect of the additive on the distillation of the European reference low sulfur diesel fuel (RF73A93). Six diesel fuel compositions were prepared as in Example 12. The fuel additive for use in Example 13 was prepared as in Example 10. The weight percent of fuel additive added to each diesel fuel sample is shown in Table 11 below.

30

The diesel fuel samples were distilled according to British Institute of Petroleum Standard IP123. The six 1 L diesel fuel samples were heated to a final temperature of approximately 367 °C. The temperatures at which predetermined fractions of the diesel fuels were recovered were measured and recorded in Table 11 below. The diesel fuel distillation data is as follows:

Table 11
Distillation Data -- RF73A93 Diesel Formulations

Sample #	1	2	3	4	5	6
Additive (wt. %)	0	0.436	0.435	0.855	0.927	0.691
Initial B.P. °C	216	100	101	200	198	214
5 % Recovered °C	235	221	224	220	212	227
10 % Recovered °C	243	234	229	230	224	237
20 % Recovered °C	254	251	245	243	244	251
30 % Recovered °C	264	261	258	257	257	262
40 % Recovered °C	274	270	266	267	267	271
50 % Recovered °C	282	279	277	276	275	279
60 % Recovered °C	290	290	286	284	283	287
70 % Recovered °C	301	300	300	295	293	300
80 % Recovered °C	314	314	312	308	307	312
90 % Recovered °C	328	334	333	328	326	333
95 % Recovered °C	357	346	347	350	346	347
Final Temp. °C	367	349	352	358	356	352
Vol. % Residue remaining	2.2	3.3	3.0	2.0	1.5	2.0

The data show that the inventive additive is effective in reducing the boiling point of the diesel fuel and in increasing the amount of fuel collected at lower temperatures. Sample 5, the diesel fuel composition with the largest additive concentration, demonstrated the most notable modification to the host fuel boiling point and vapor pressure. These data demonstrate that a small concentration of additive is effective in modifying the distillation properties of the host fuel.

Example 14

The inventive fuel additive was next evaluated to determine the effect of the additive on reduction of NO_x and particulate emissions and on the overall efficiency of the fuel in terms of the vehicle travel distance per unit volume of fuel. The evaluation was conducted by evaluating the performance of an engine operated using fuel

compositions including varying concentrations of the inventive additive and against reference fuels not including the additive.

5 A Cummins engine was subjected to a dynamometer test at four different operation modes to evaluate base fuel against various fuels including an exemplary additive of the invention. The engine used for the example was a Cummins 855 CI 4 stroke turbo charged, intercooled diesel engine. The engine was coupled to a SuperFlow Engine Dynamometer Model SF3100 rated at 1500HP. A SuperFlow Advanced Test Console was used to record the dynamometer data.

10 A Sierra Micro Dilution Test Stand System Model BG-2 for Particulate Matter was utilized to measure particulate emissions. This fully computerized Micro-Dilution system is used to evaluate any size engine for particulate emissions and produces repeatable values that correlate with full dilution Systems over a wide variety of steady state conditions as defined by ISO 8178-4 or by CARB.

15 The test apparatus measured emissions at varying engine speeds (in RPM) and torque. NO_x emissions were determined with a Model 951 Beckman Chemiluminescence NO/NO_x Analyzer and a Model 3400 Milton Roy Nondispersive Infrared CO & CO₂ Gas Analyzer was used to measure CO emissions. A J.U.M. Engineering Heated Flame Ionization Total Hydrocarbon Analyzer Model VE 7 was used to measure hydrocarbon emissions and oxygen emissions were taken with a
20 Teledyne Analytical Instruments Oxygen Detector. A Wager Light Extinction Opacity Meter Model 650 A was used to measure particulate emissions. The particulate emissions referred to are typically pm10-designated components which reside in the black smoke discharged as the diesel engine exhaust.

25 The four engine modes used for the engine dynamometer tests each represented a different operation condition of a motor vehicle. The modes are as follows:

Table 12

Engine Dynamometer Modes

Mode	Torque	Engine Speed (RPM)
Mode 1	Idle	Idle
Mode 2	Maximum	Int. Speed
Mode 3	Rated	Rated
Mode 4	50% Rated	Rated

Mode 1 represents an engine which is in an idle condition. Mode 1 is an important mode with respect to production of emissions because a significant amount of engine operation occurs in the idle mode, particularly with respect to buses and heavy duty trucks. It is estimated, for example that approximately 30% of bus engine operation is conducted in the idle mode.

Mode 2 simulates conditions of heavy vehicle load. Modes 3 and 4 represent driving conditions.

The fuel additive for use in the engine tests was again prepared according to Example 10. The fuel additive was then blended with the CARB spec. number 2 diesel fuel to form 8 fuel formulations for use in the engine evaluation. The fuel additive was added to the reference fuel to achieve the weight percent fuel additive concentrations shown in Table 13 below. In Table 13, "HC" and "CO" refer to hydrocarbon and carbon monoxide emissions respectively and "PM" refers to the engine particulate emissions.

Table 13

Engine Emission Evaluation

Carb D Fuel Formulations								
Sample #	1	2	3	4	5	6	7	8
Additive (wt.%)	0.00	0.00	0.00	0.317	0.435	0.691	0.855	1.049

WO 01/38464

PCT/US00/32226

Mode 1									
Sample #	1	2	3	4	5	6	7	8	
5	HC (gph)	36.72	34.04	32.60	32.28	35.74	32.88	30.86	28.82
	CO (gph)	45.85	41.44	41.07	40.57	43.84	39.65	37.43	33.69
	NOx (gph)	86.06	76.37	72.62	68.52	60.54	66.17	59.46	52.69
	PM (gph)	***	***	4.8	***	4.8	***	***	***
	Fuel used (gph)	2910.00	2595.00	2745.00	2850.00	3180.00	2745.00	2895.00	2565.00
Mode 2									
Sample #	1	2	3	4	5	6	7	8	
10	HC (g/bhph)	0.10	0.10	0.11	0.10	0.11	0.09	0.10	0.10
	CO (g/bhph)	0.48	0.42	0.41	0.45	0.44	0.45	0.40	0.39
15	NOx (g/bhph)	0.78	0.77	0.78	0.69	0.66	0.62	0.67	0.65
	PM (g/bhph)	***	***	0.037	***	0.027	***	***	***
20	Fuel used (g/bhph)	310.18	127.79	126.67	127.47	131.31	126.75	130.21	128.37
Mode 3									
Sample #	1	2	3	4	5	6	7	8	
25	HC (g/bhph)	0.11	0.11	0.10	0.10	0.11	0.10	0.10	0.10
	CO (g/bhph)	0.28	0.28	0.28	0.25	0.24	0.24	0.24	0.25
	NOx (g/bhph)	1.18	1.16	1.16	1.12	1.06	1.10	1.10	1.06
30	PM (g/bhph)	***	***	0.047	***	0.032	***	***	***
	Fuel used (g/bhph)	125.67	127.24	127.24	127.56	125.29	129.43	127.33	127.40
Mode 4									
Sample #	1	2	3	4	5	6	7	8	
35	HC (g/bhph)	0.19	0.18	0.18	0.19	0.19	0.18	0.17	0.17

WO 01/38464

PCT/US00/32226

CO (g/bhph)	0.54	0.52	0.52	0.50	0.49	0.50	0.48	0.48
NO _x (g/bhph)	1.76	1.75	1.75	1.73	1.69	1.70	1.66	1.68
PM (g/bhph)	***	***	0.036	***	0.028	***	***	***
Fuel used (g/bhph)	142.91	142.08	142.08	144.07	143.18	146.02	142.94	143.80

10 Fuel formulations including the additive showed advantageous reductions in
NO_x and other particulate emissions in all four test modes. In mode 1, the idle mode,
the fuel formulations including the additive of the invention produced, on average,
21.54% fewer NO_x emissions versus the reference fuels. At least one fuel formulation
(sample 4) achieved a 38.78% decrease in NO_x emissions versus the unmodified fuel.
15 There was no measurable difference in particulate emissions between samples 3 and 5.

In mode 2, fuel formulations including the inventive additive produced, on
average, 15.31% fewer NO_x emissions. Sample 4 achieved a 20.51% reduction in NO_x
emissions versus unmodified fuel. Particulate emissions were reduced about 37% in
this high-torque mode.

20 In mode 3, the percent reduction in NO_x emissions averaged 6.78% versus the
unmodified fuels. Particulate emissions were reduced about 46% in mode 3. Sample 4
produced 10.16% less NO_x emissions than the average of the unmodified fuels.

The mode 4 results demonstrated that the composition of the invention was
effective in reducing NO_x emissions by an average of 3.48% versus the average of the
25 unmodified fuels. Particulate emissions were reduced about 28% in mode 4 versus the
fuel composition which did not include the additive. Sample 4 reduced NO_x emissions
by 5.68% versus the average NO_x production of the unmodified fuels. In an
environment, such as an urban environment, reduction of NO_x and other emissions by
the amounts in engine evaluation data would represent a significant improvement in air
30 quality.

While the principles of this invention have been described in connection with
specific embodiments, it should be understood clearly that these descriptions are made
only by way of example and are not intended to limit the scope of the invention.

WO 01/38464**PCT/US00/32226**

In this disclosure there are a number of individual features which are novel and inventive as illustrated by the examples. The disclosure includes each and every permutation of such features as part of the monopoly to be claimed.

CLAIMS

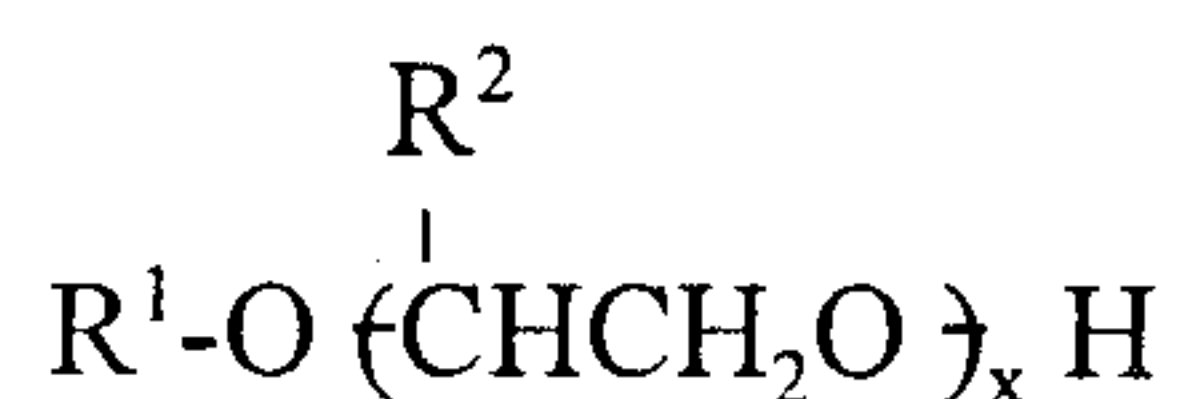
What is claimed is:

1. A fuel additive composition comprising:

-about 3-35 % by weight of a nitrogen-containing compound selected from the group consisting of urea, cyanuric acid, triazine, ammonia and mixtures thereof;

-about 30-97 % by weight of a carrier blend comprising:

-about 30-75 % by weight of an alkoxyated alcohol composition having the following general structure:



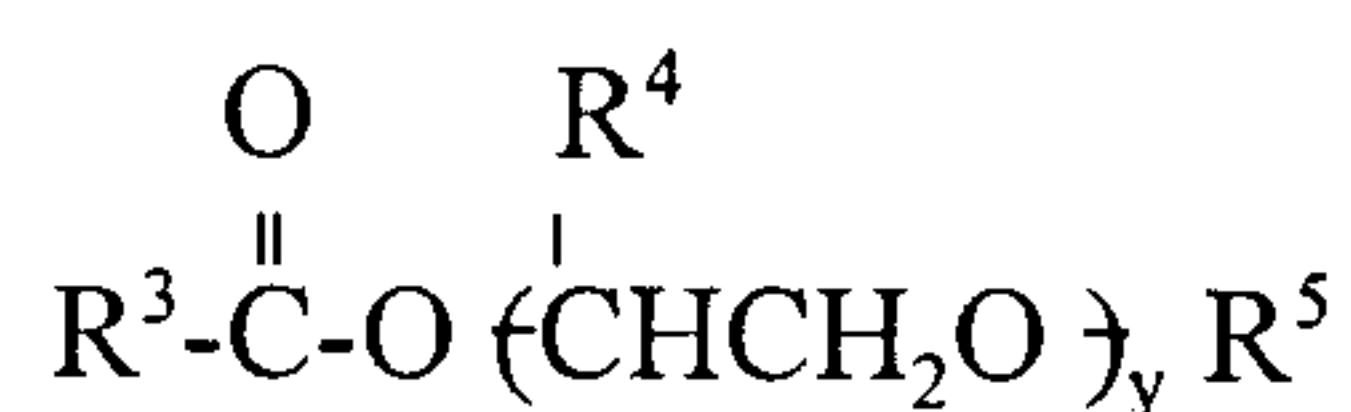
wherein

-R¹ is C₆-C₁₆,

-R² is H or CH₃, and

-x is 1-7;

-about 10-60 % by weight of a polyalkylene glycol ester composition having the following general structure:



wherein

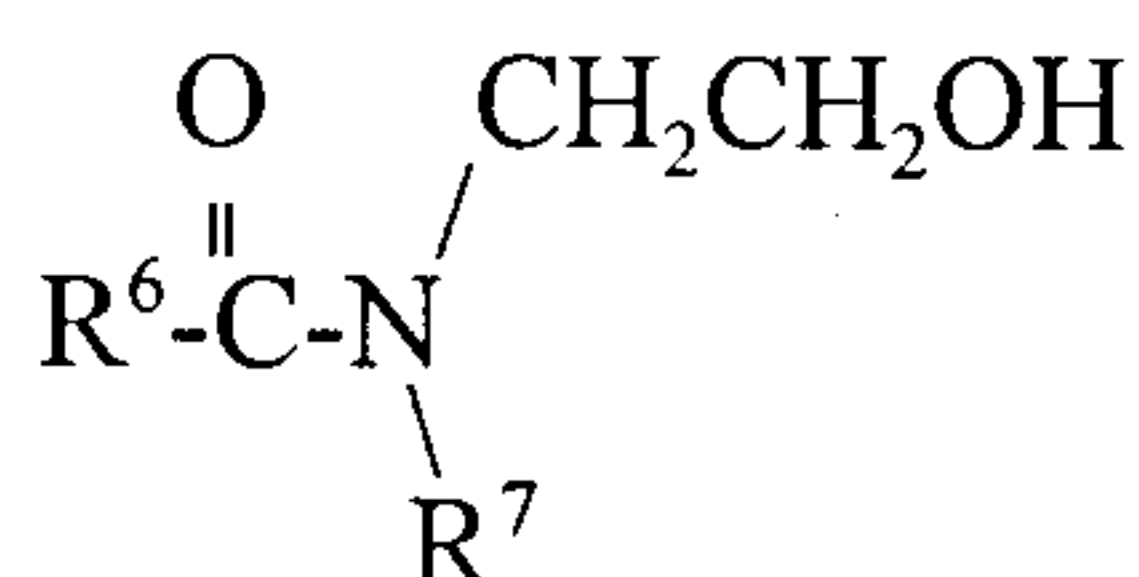
-R³ is C₁₁-C₁₉,

-R⁴ is H or CH₃,

-y is 1-20,

-R⁵ is H or COR³; and

-about 10-60 % by weight of an alkanolamide composition having the following general structure:



wherein

-R⁶ is C₁₂-C₁₈,

-R⁷ is H or CH₂CH₂OH;

and mixtures thereof; and

-about 0.0025-25 % by weight of water.

5 2. The composition of claim 1 wherein the nitrogen-containing compound is urea.

 3. The composition of claim 2 wherein the urea comprises about 10-32 % by weight of the composition.

10

 4. The composition of claim 3 wherein the urea comprises about 12-28 % by weight of the composition.

 5. The composition of claim 2 wherein the alkoxyated alcohol comprises about 33-55 % by weight of the composition.

15

 6. The composition of claim 2 wherein R¹ is C₉-C₁₁ and x is 2.5.

 7. The composition of claim 2 wherein the polyalkylene glycol ester comprises about 25-40 % by weight of the composition.

20

 8. The composition of claim 7 wherein the polyalkylene glycol ester comprises about 25-33 % by weight of the composition.

25

 9. The composition of claim 2 wherein R³ is C₁₇ and R⁵ is COR³.

 10. The composition of claim 2 wherein the alkanolamide comprises about 25-40 % by weight of the composition.

30

 11. The composition of claim 10 wherein the alkanolamide comprises about 25-33 % by weight of the composition.

12. The composition of claim 2 wherein R⁶ is about C₁₇ and R⁷ is CH₂CH₂OH.

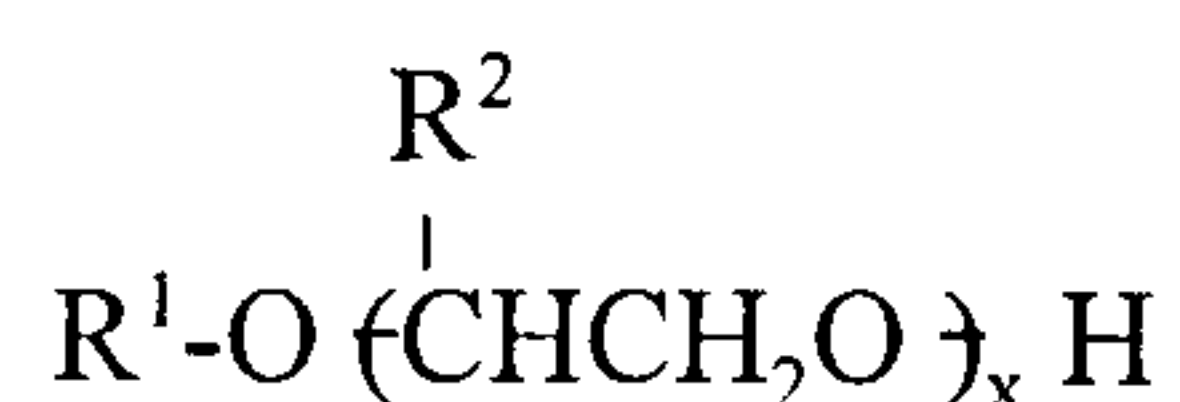
13. A fuel additive concentrate composition comprising:

-about 80-20 % by weight of an additive constituent comprising:

5 -about 3-35 % by weight of a nitrogen-containing compound selected from the group consisting of urea, cyanuric acid, triazine, ammonia and mixtures thereof;

-about 30-97 % by weight of a carrier blend comprising:

10 -about 30-75 % by weight of an alkoxyated alcohol composition having the following general structure:



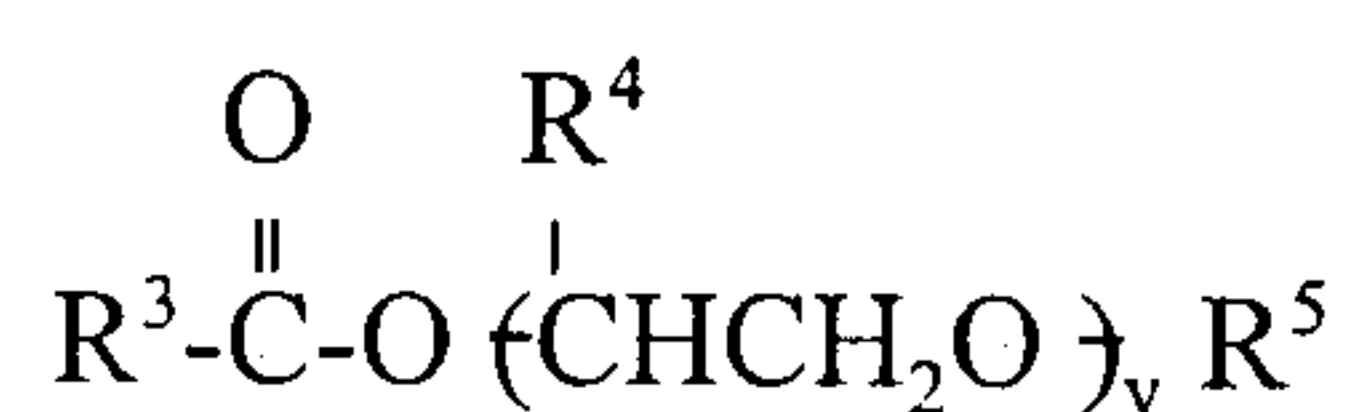
15 wherein

-R¹ is C₆-C₁₆,

-R² is H or CH₃, and

-x is 1-7;

20 -about 10-60 % by weight of a polyalkylene glycol ester composition having the following general structure:



25 wherein

-R³ is C₁₁-C₁₉,

-R⁴ is H or CH₃,

-y is 1-20,

-R⁵ is H or COR³; and

30 -about 10-60 % by weight of an alkanolamide composition having the following general structure:



wherein

-R⁶ is C₁₂-C₁₈,

-R⁷ is H or CH₂CH₂OH

and mixtures thereof; and

5 -about 0.0025-25 % by weight of water; and

-about 20-80 % by weight of a solvent.

14. The composition of claim 13 wherein the solvent is a fuel selected from the group consisting of diesel, gasoline, kerosene and mixtures thereof.

10

15. The composition of claim 13 wherein the additive constituent comprises about 70-30% by weight of the concentrate and the fuel comprises about 30-70 % by weight of the concentrate.

15

16. The composition of claim 15 wherein the additive constituent comprises about 60-40% by weight of the concentrate and the fuel comprises about 40-60 % by weight of the concentrate.

20

17. The composition of claim 13 wherein the nitrogen-containing compound is urea.

18. The composition of claim 17 wherein the urea comprises about 10-32 % by weight of the additive constituent.

25

19. The composition of claim 18 wherein the urea comprises about 12-28 % by weight of the additive constituent.

20. The composition of claim 13 wherein the alkoxyated alcohol comprises about 33-55 % by weight of the additive constituent.

30

21. The composition of claim 13 wherein R¹ is C₉-C₁₁ and x is 2.5.

22. The composition of claim 13 wherein the polyalkylene glycol ester comprises about 25-40 % by weight of the additive constituent.

5 23. The composition of claim 22 wherein the polyalkylene glycol ester comprises about 25-33 % by weight of the additive constituent.

24. The composition of claim 13 wherein R³ is C₁₇ and R⁵ is COR³.

10 25. The composition of claim 13 wherein the alkanolamide comprises about 25-40 % by weight of the additive constituent.

26. The composition of claim 25 wherein the alkanolamide comprises about 25-33 % by weight of the additive constituent.

15

27. The composition of claim 13 wherein R⁶ is about C₁₇ and R⁷ is CH₂CH₂OH.

20 28. A fuel composition formulated to produce reduced NO_x emissions when subject to combustion in an internal combustion engine comprising:

-about 97- 99.99 % by weight of a hydrocarbon-containing fuel; and

-about 0.01-3 % by weight of a fuel additive concentrate comprising:

-about 80-20 % by weight of an additive constituent comprising:

-about 3-35 % by weight of a nitrogen-containing compound

25

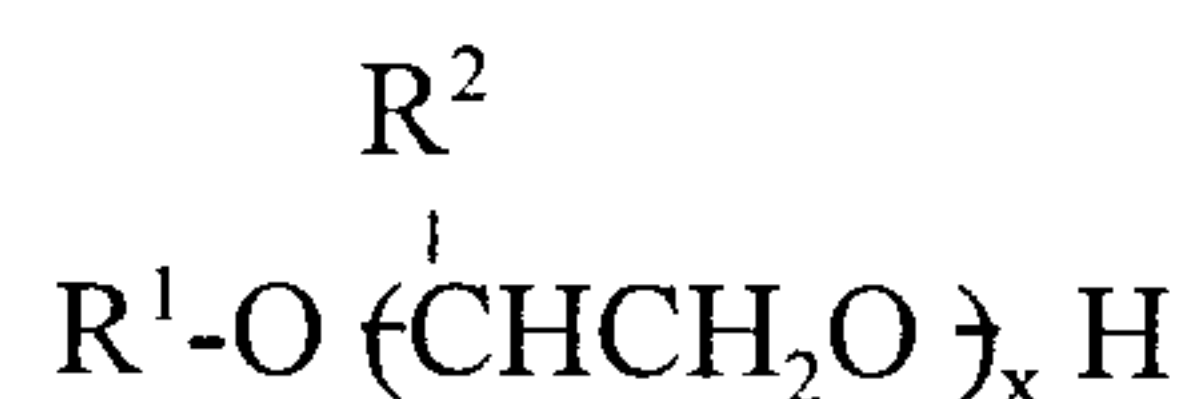
selected from the group consisting of urea, cyanuric acid, triazine, ammonia and mixtures thereof;

-about 30-97 % by weight of a carrier blend comprising:

-about 30-75 % by weight of an alkoxyated alcohol

composition having the following general structure:

30



wherein

-R¹ is C₆-C₁₆,

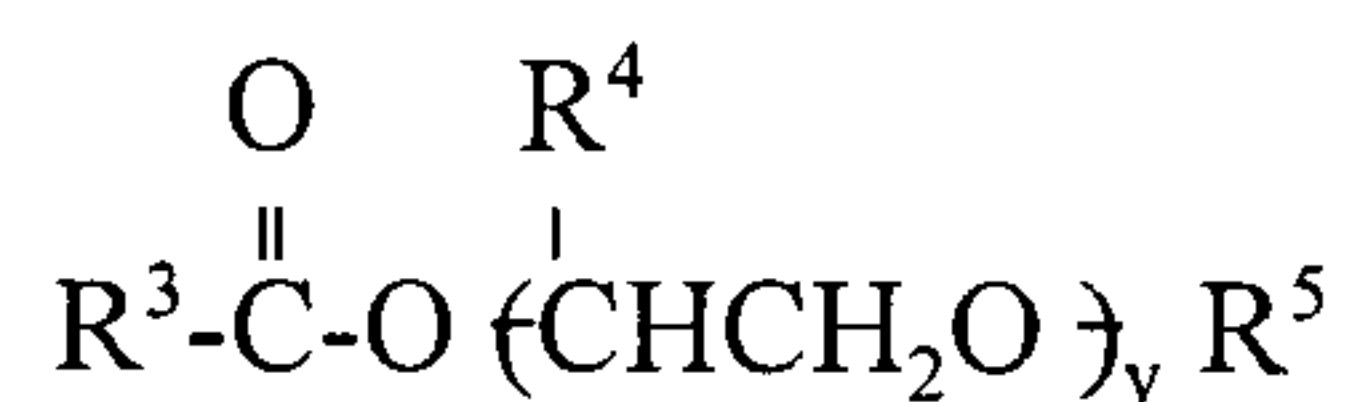
-R² is H or CH₃, and

-x is 1-7;

-about 10-60 % by weight of a polyalkylene glycol ester

5

composition having the following general structure:



10

wherein

-R³ is C₁₁-C₁₉,

-R⁴ is H or CH₃,

-y is 1-20,

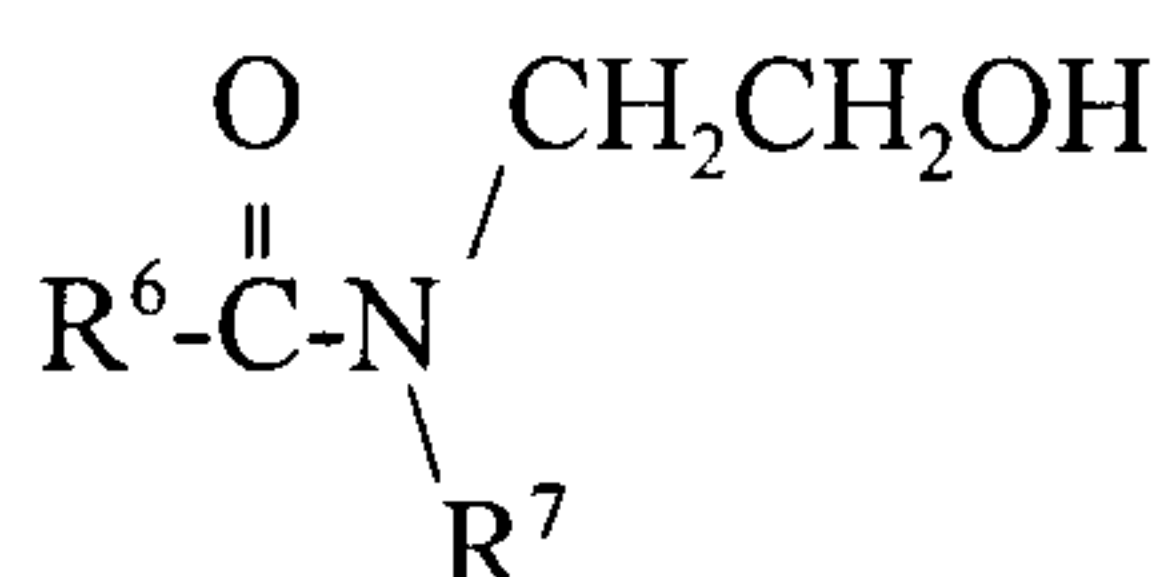
-R⁵ is H or COR³; and

15

-about 10-60 % by weight of an alkanolamide

composition having the following general structure:

20



wherein

25

-R⁶ is C₁₂-C₁₈,

-R⁷ is H or CH₂CH₂OH;

and mixtures thereof; and

-about 0.0025-25 % by weight of water; and

-about 20-80 % by weight of a solvent.

30

29. The composition of claim 28 wherein the fuel is selected from the group consisting of diesel, gasoline and kerosene.

30. The composition of claim 28 wherein the nitrogen-containing compound is

35 urea.

31. The composition of claim 30 wherein the urea comprises about 10-32 % by weight of the additive.

5 32. The composition of claim 31 wherein the urea comprises about 12-28 % by weight of the additive.

33. The composition of claim 28 wherein the alkoxyated alcohol comprises about 33-55 % by weight of the additive.

10 34. The composition of claim 33 wherein R^1 is C_9-C_{11} and x is 2.5.

35. The composition of claim 28 wherein the polyalkylene glycol ester comprises about 25-40 % by weight of the additive.

15 36. The composition of claim 35 wherein the polyalkylene glycol ester comprises about 25-33 % by weight of the additive.

37. The composition of claim 28 wherein R^3 is C_{17} and R^5 is COR^3 .

20 38. The composition of claim 28 wherein the alkanolamide comprises about 25-40 % by weight of the additive constituent.

39. The composition of claim 38 wherein the alkanolamide comprises about 25-33 % by weight of the additive constituent.

25

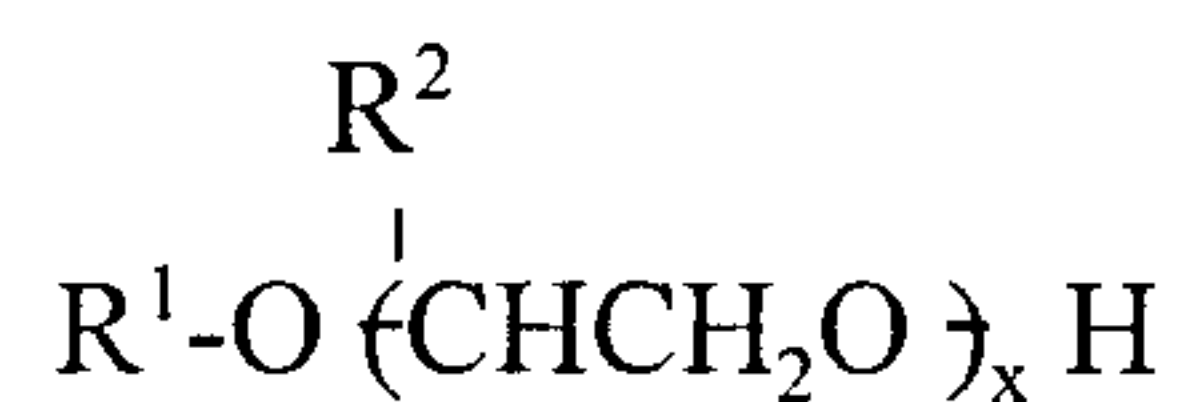
40. The composition of claim 28 wherein R^6 is about C_{17} and R^7 is CH_2CH_2OH .

30 41. A method of making a fuel additive composition comprising, in any order the steps of:

-preparing an aqueous urea composition by admixing about 40-50 % by weight of urea with about 60-50 % by weight of water;

-at any time, preparing a carrier blend by admixing in any order:

-about 30-75% by weight of an alkoxyated alcohol composition having the following general structure:



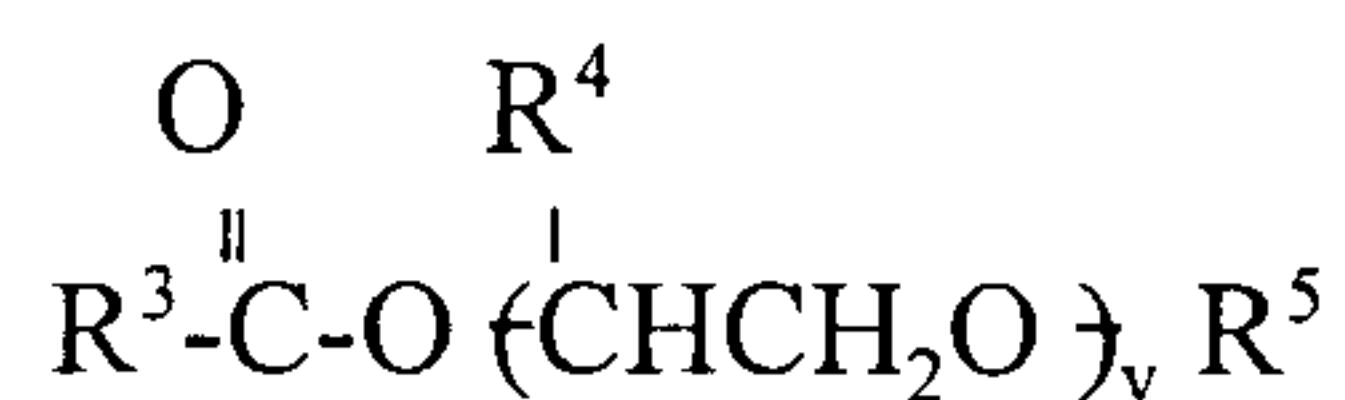
10 wherein

-R¹ is C₆-C₁₆,

-R² is H or CH₃, and

-x is 1-7,

-about 10-60 % by weight of a polyalkylene glycol ester composition having the following general structure:



20 wherein

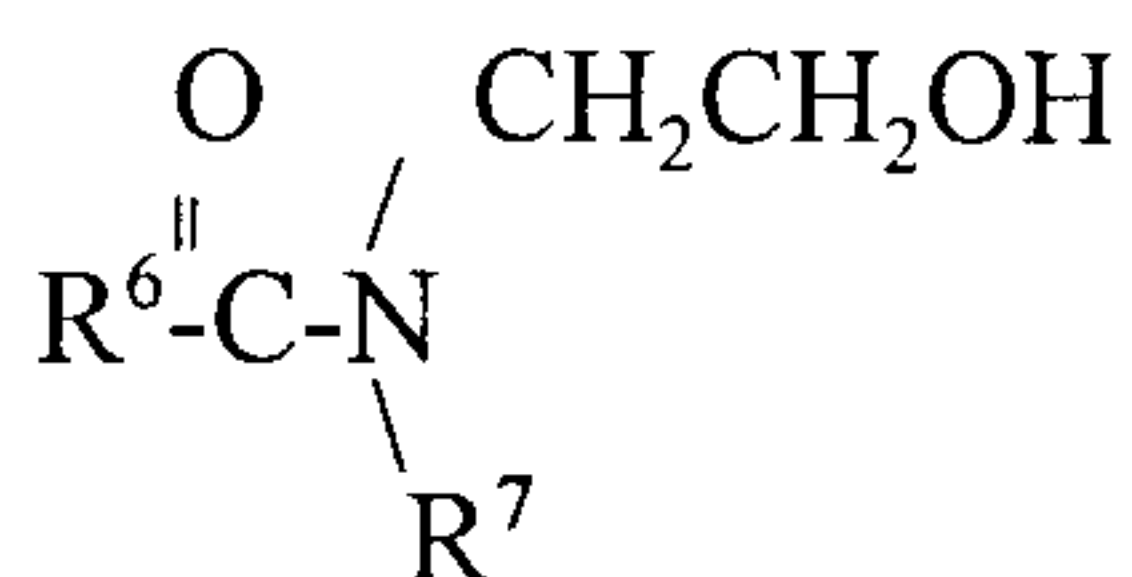
-R³ is C₁₁-C₁₉,

-R⁴ is H or CH₃,

-y is 1-20,

-R⁵ is H or COR³, and

25 -about 10-60 % by weight of an alkanolamide composition having the following general structure:



30

wherein

35

-R⁶ is C₁₂-C₁₈,

-R⁷ is H or CH₂CH₂OH;

and mixtures thereof; and

-admixing about 50 - 35 % by weight of the aqueous urea -containing composition with about 50 - 65 % by weight of the carrier blend.

42. The method of claim 41 wherein the step of preparing the aqueous urea composition comprises admixing about 40 - 45 % by weight of urea with about 60 - 55 % by weight of water.

43. The method of claim 42 wherein the step of preparing the aqueous urea composition comprises admixing about 40 % by weight of urea with about 60 % by weight of water.

44. The method of claim 41 wherein the step of preparing the carrier blend comprises admixing about 33-55% by weight of the alkoxyated alcohol.

45. The method of claim 41 wherein R^1 is C_9-C_{11} and x is 2.5.

46. The method of claim 41 wherein the step of preparing the carrier blend comprises admixing about 25-40% by weight of the polyalkylene glycol ester.

47. The method of claim 46 wherein the step of preparing the carrier blend comprises admixing about 25-33% by weight of the polyalkylene glycol ester.

48. The method of claim 41 wherein R^3 is C_{17} and R^5 is COR^3 .

49. The method of claim 41 wherein the step of preparing the carrier blend comprises admixing about 25-40% by weight of the alkanolamide.

51. The method of claim 49 wherein the step of preparing the carrier blend comprises admixing about 25-33% by weight of the alkanolamide.

52. The method of claim 41 wherein R^6 is about C_{17} and R^7 is CH_2CH_2OH .

53. A method of making a fuel additive concentrate composition comprising, in any order, the steps of:

-preparing an additive comprising the steps of, in any order:

5 -preparing an aqueous urea composition by admixing about 40 -50 % by weight of urea with about 60 -50 % by weight of water;

-preparing a carrier blend by admixing in any order:

-about 30-75% by weight of an alkoxyated alcohol composition having the following general structure:



wherein

15 -R¹ is C₆-C₁₆,
-R² is H or CH₃, and
-x is 1-7,

-about 10-60 % by weight of a polyalkylene glycol ester composition having the following general structure:



wherein

25 -R³ is C₁₁-C₁₉,
-R⁴ is H or CH₃,
-y is 1-20,
-R⁵ is H or COR³, and

30 -about 10-60 % by weight of an alkanolamide composition having the following general structure:



wherein

-R⁶ is C₁₂-C₁₈,

-R⁷ is H or CH₂CH₂OH;

and mixtures thereof; and

5 -admixing about 50 - 35 % by weight of the aqueous urea -containing
composition with about 50 - 65 % by weight of the carrier blend; and
-admixing about 80 - 20 % by weight of the additive with about 20 - 80 % by
weight of a solvent.

10 54. The method of claim 53 wherein the solvent is a fuel selected from the
group consisting of diesel, gasoline and kerosene.

15 55. The method of claim 53 wherein the step of preparing the concentrate
composition comprises the step of admixing about 70-30% by weight of the additive
with about 30-70 % by weight of the solvent.

20 56. The method of claim 55 wherein the step of preparing the concentrate
composition comprises the step of admixing about 60- 40% by weight of the additive
with about 40 - 60 % by weight of the solvent.

25 57. The method of claim 53 wherein the step of preparing the aqueous urea
composition comprises admixing about 40- 45 % by weight of urea with about 60 - 55
% by weight of water.

30 58. The method of claim 57 wherein the step of preparing the aqueous urea
composition comprises admixing about 40 % by weight of urea with about 60 % by
weight of water.

 59. The method of claim 53 wherein the step of preparing the carrier blend
comprises admixing about 33-55% by weight of the alkoxyated alcohol.

60. The method of claim 53 wherein R¹ is C₉-C₁₁ and x is 2.5.

61. The method of claim 53 wherein the step of preparing the carrier blend comprises admixing about 25-40% by weight of the polyalkylene glycol ester.

5

62. The method of claim 61 wherein the step of preparing the carrier blend comprises admixing about 25-33% by weight of the polyalkylene glycol ester.

63. The method of claim 53 wherein R³ is C₁₇ and R⁵ is COR³.

10

64. The method of claim 53 wherein the step of preparing the carrier blend comprises admixing about 25-40% by weight of the alkanolamide.

65. The method of claim 64 wherein the step of preparing the carrier blend comprises admixing about 25-33% by weight of the alkanolamide.

15

66. The method of claim 53 wherein R⁶ is about C₁₇ and R⁷ is CH₂CH₂OH.

67. A method of making a fuel composition formulated to produce reduced NO_x emissions when subject to combustion in an internal combustion engine comprising the steps of:

20

-preparing a fuel additive concentrate composition comprising, in any order, the steps of:

-preparing an additive comprising the steps of, in any order:

25

-preparing an aqueous urea composition by admixing about 30 - 70 % by weight of urea with about 70 - 30 % by weight of water;

-preparing a carrier blend by admixing in any order:

-about 33-50% by weight of an alkoxyated alcohol composition having the following general structure:

30



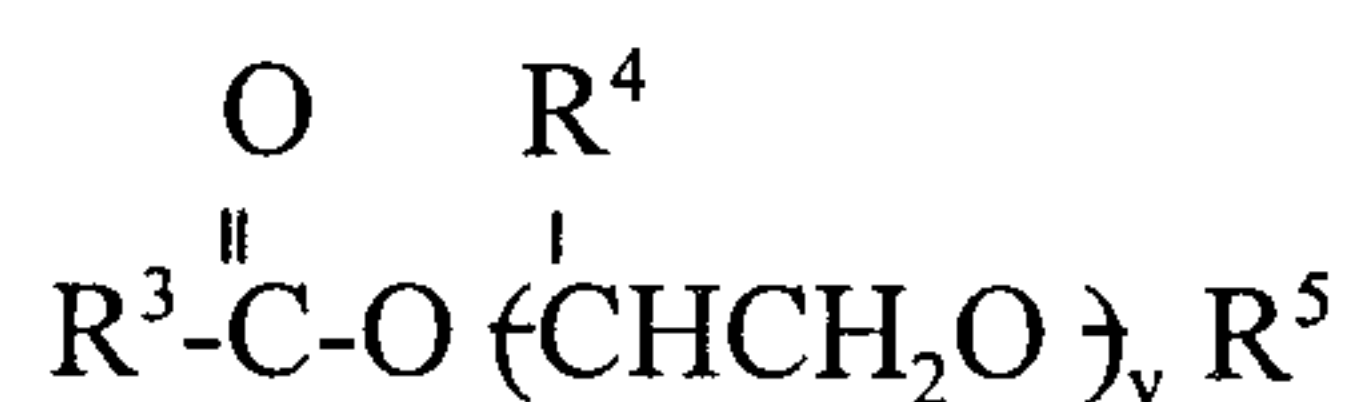
wherein

-R¹ is C₆-C₁₆,

-R² is H or CH₃, and

-x is 1-7,

-about 25-33 % by weight of a polyalkylene glycol ester composition having the following general structure:



wherein

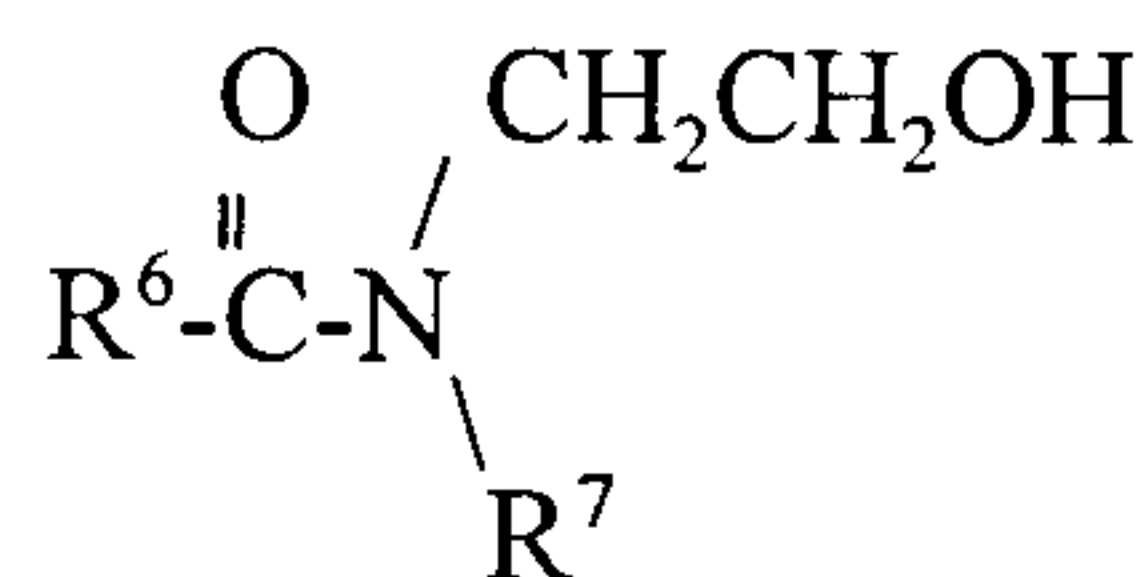
-R³ is C₁₁-C₁₉,

-R⁴ is H or CH₃,

-y is 1-20,

-R⁵ is H or COR³, and

-about 25-33 % by weight of an alkanolamide composition having the following general structure:



wherein

-R⁶ is C₁₂-C₁₈,

-R⁷ is H or CH₂CH₂OH;

and mixtures thereof; and

-admixing about 40- 50 % by weight of the aqueous urea - containing composition with about 60-50 % by weight of the carrier blend; and

-admixing about 80 - 20 % by weight of the additive with about 20 - 80 % by weight of a solvent to form the fuel additive concentrate.

-admixing about 97- 99.99 % by weight of a hydrocarbon-containing fuel with about 0.01-3 % by weight of the fuel additive concentrate.

68. The method of claim 67 wherein the solvent is a fuel selected from the group consisting of diesel, gasoline and kerosene.

69. The method of claim 67 wherein the step of preparing the concentrate composition comprises the step of admixing about 70-30% by weight of the additive with about 30-70 % by weight of the solvent.

70. The method of claim 69 wherein the step of preparing the concentrate composition comprises the step of admixing about 60- 40% by weight of the additive with about 40 - 60 % by weight of the solvent.

71. The method of claim 67 wherein the step of preparing the aqueous urea composition comprises admixing about 40-45 % by weight of urea with about 60-55 % by weight of water.

72. The method of claim 71 wherein the step of preparing the aqueous urea composition comprises admixing about 40 % by weight of urea with about 60 % by weight of water.

73. The method of claim 67 wherein the step of preparing the carrier blend comprises admixing about 33-55% by weight of the alkoxyated alcohol.

74. The method of claim 67 wherein R^1 is C_9-C_{11} and x is 2.5.

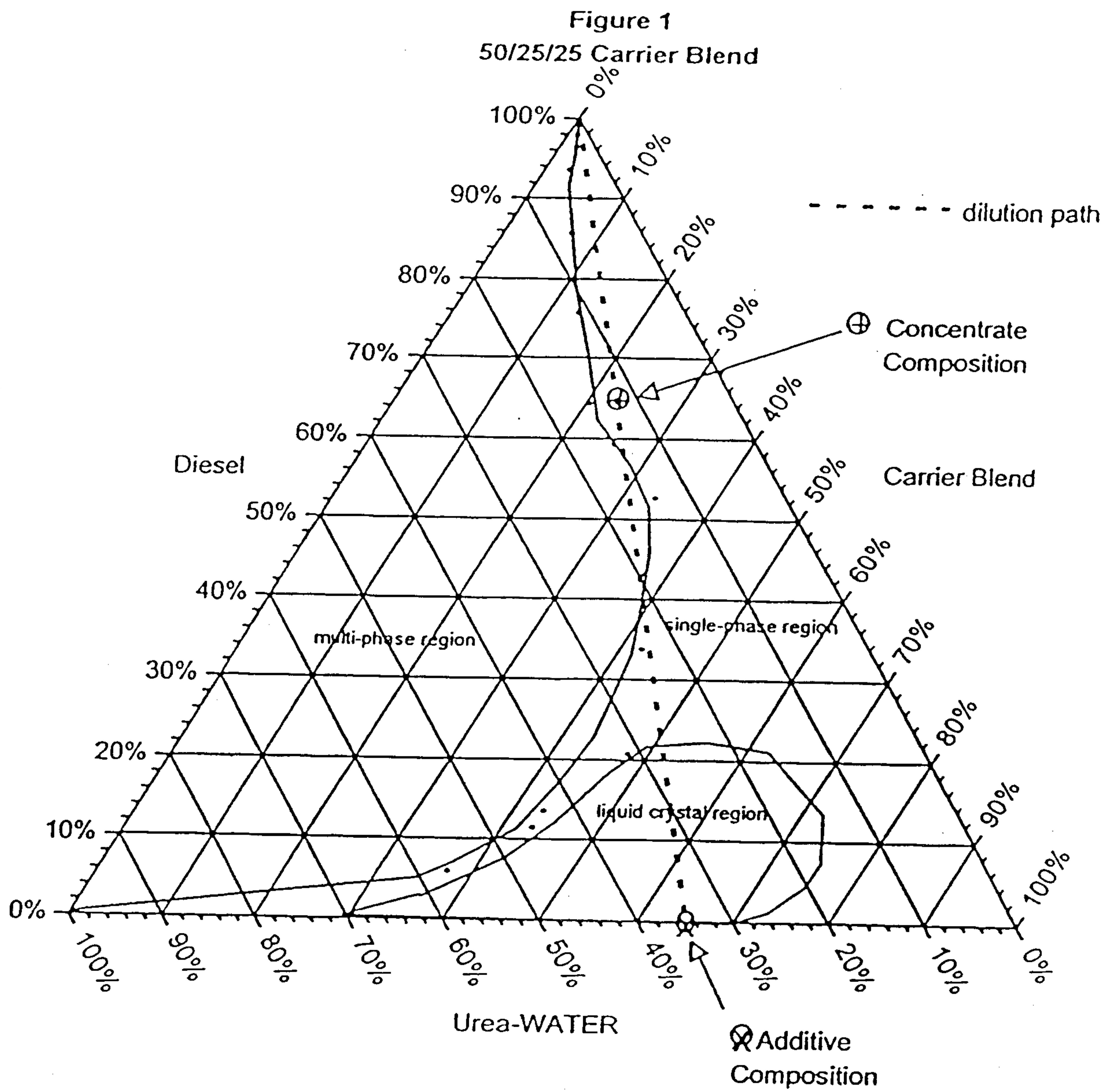
75. The method of claim 67 wherein the step of preparing the carrier blend comprises admixing about 25-40% by weight of the polyalkylene glycol ester.

76. The method of claim 75 wherein the step of preparing the carrier blend comprises admixing about 25-33% by weight of the polyalkylene glycol ester.

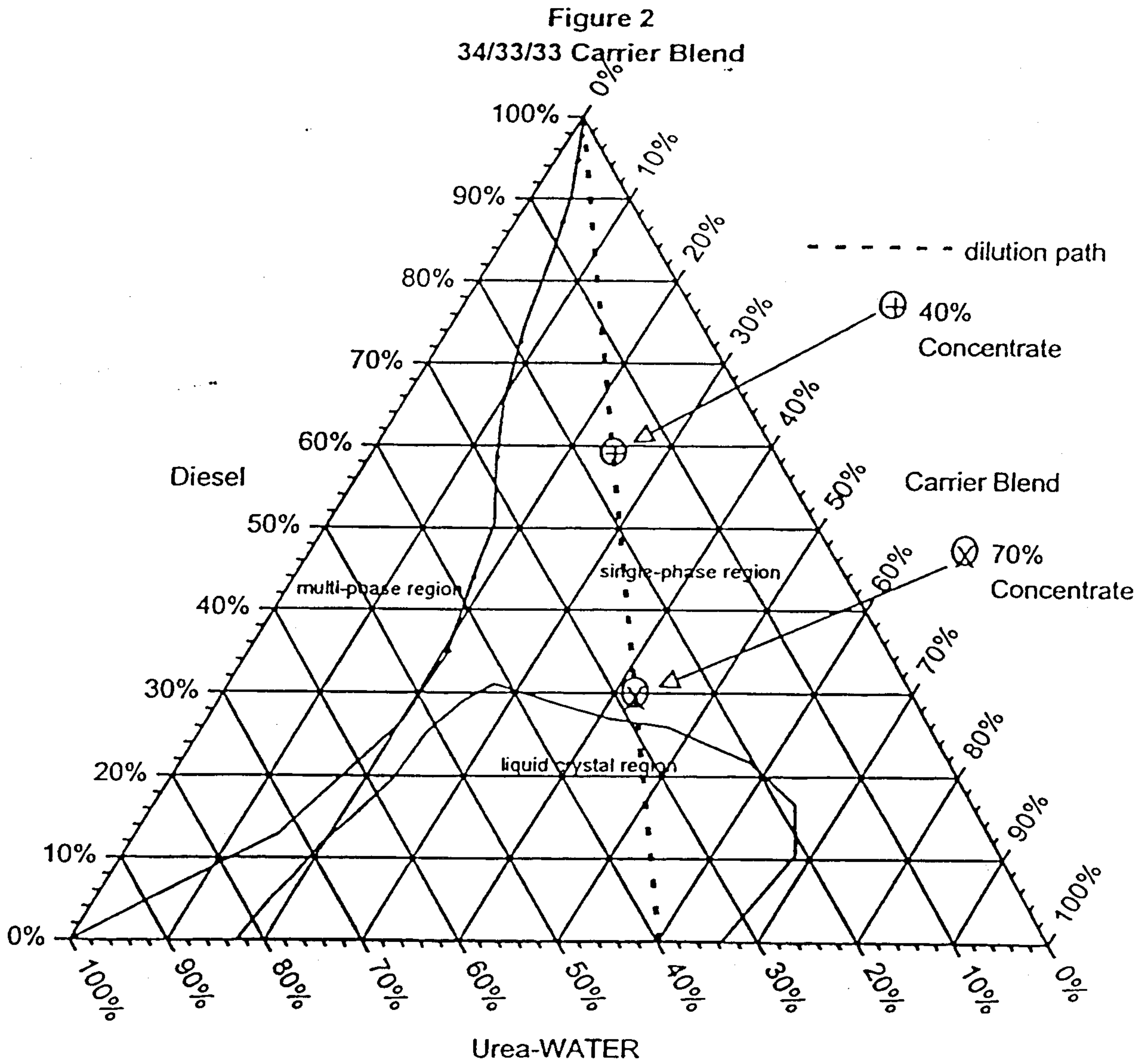
77. The method of claim 67 wherein R^3 is C_{17} and R^5 is COR^3 .

78. The method of claim 67 wherein the step of preparing the carrier blend comprises admixing about 25-40% by weight of the alkanolamide.
- 5 79. The method of claim 78 wherein the step of preparing the carrier blend comprises admixing about 25-33% by weight of the alkanolamide.
80. The method of claim 67 wherein R⁶ is about C₁₇ and R⁷ is CH₂CH₂OH.

1 / 8

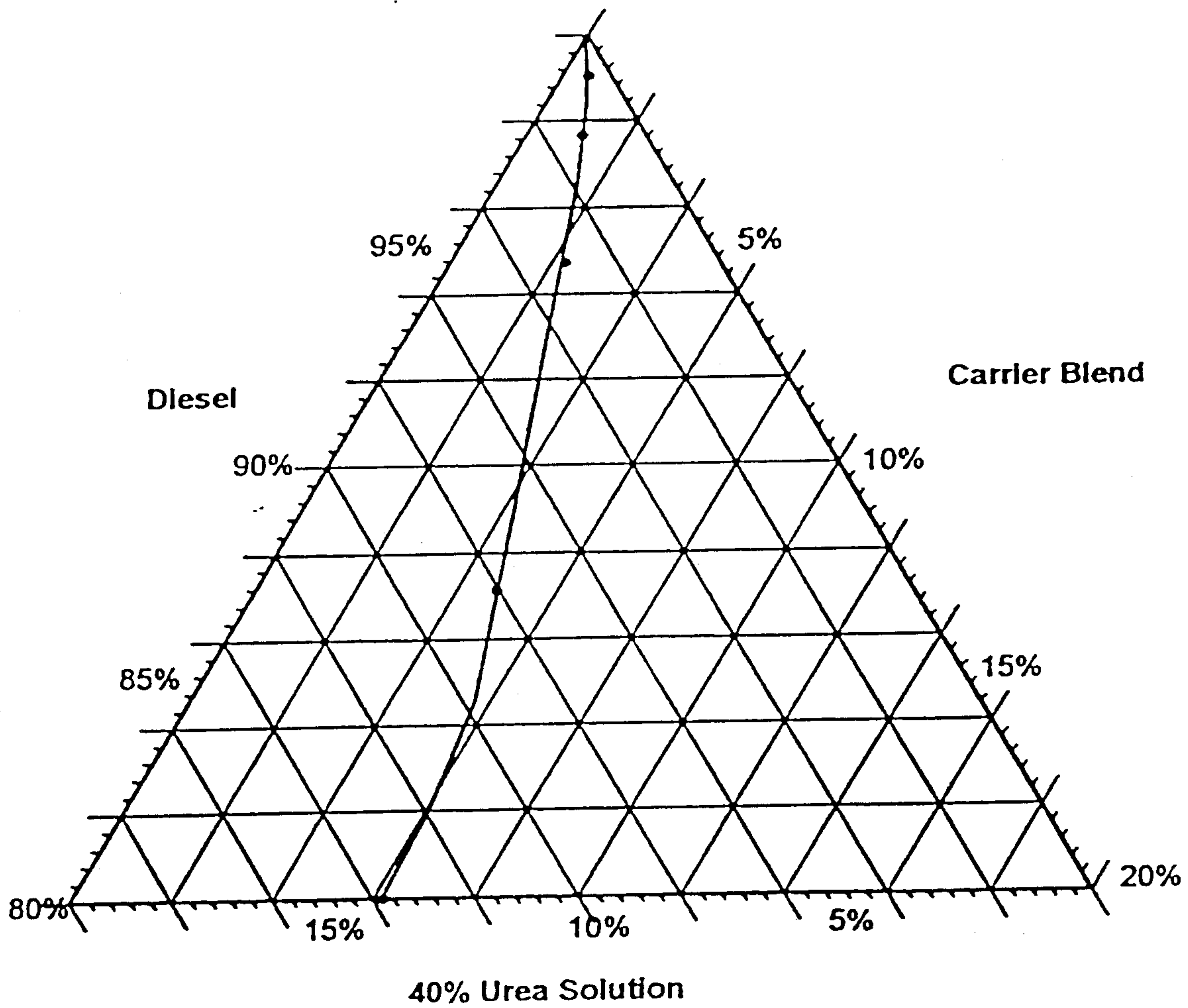


2 / 8



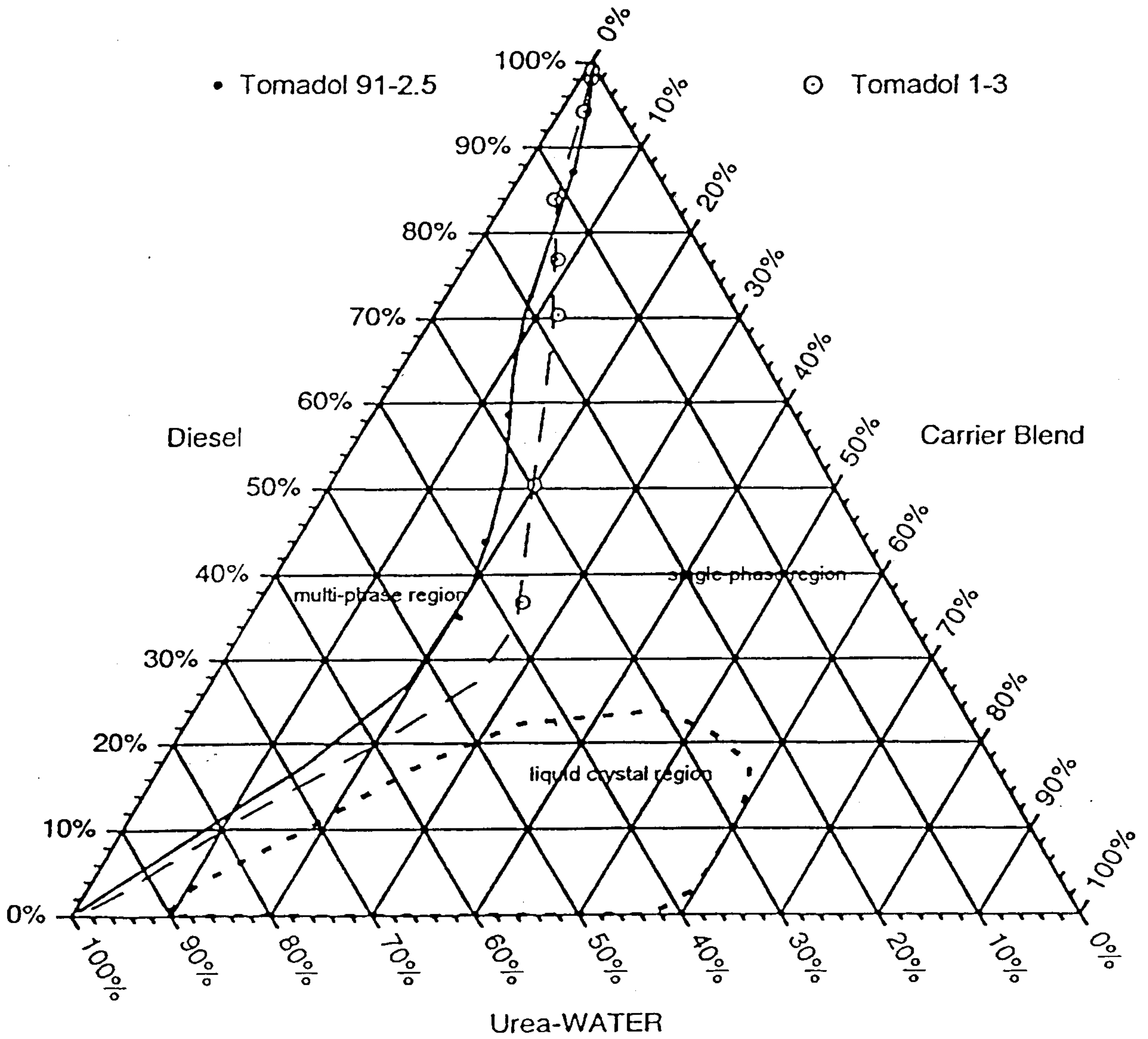
3 / 8

Figure 3.
Top 20% of 34/33/33 Ternary
Phase Diagram



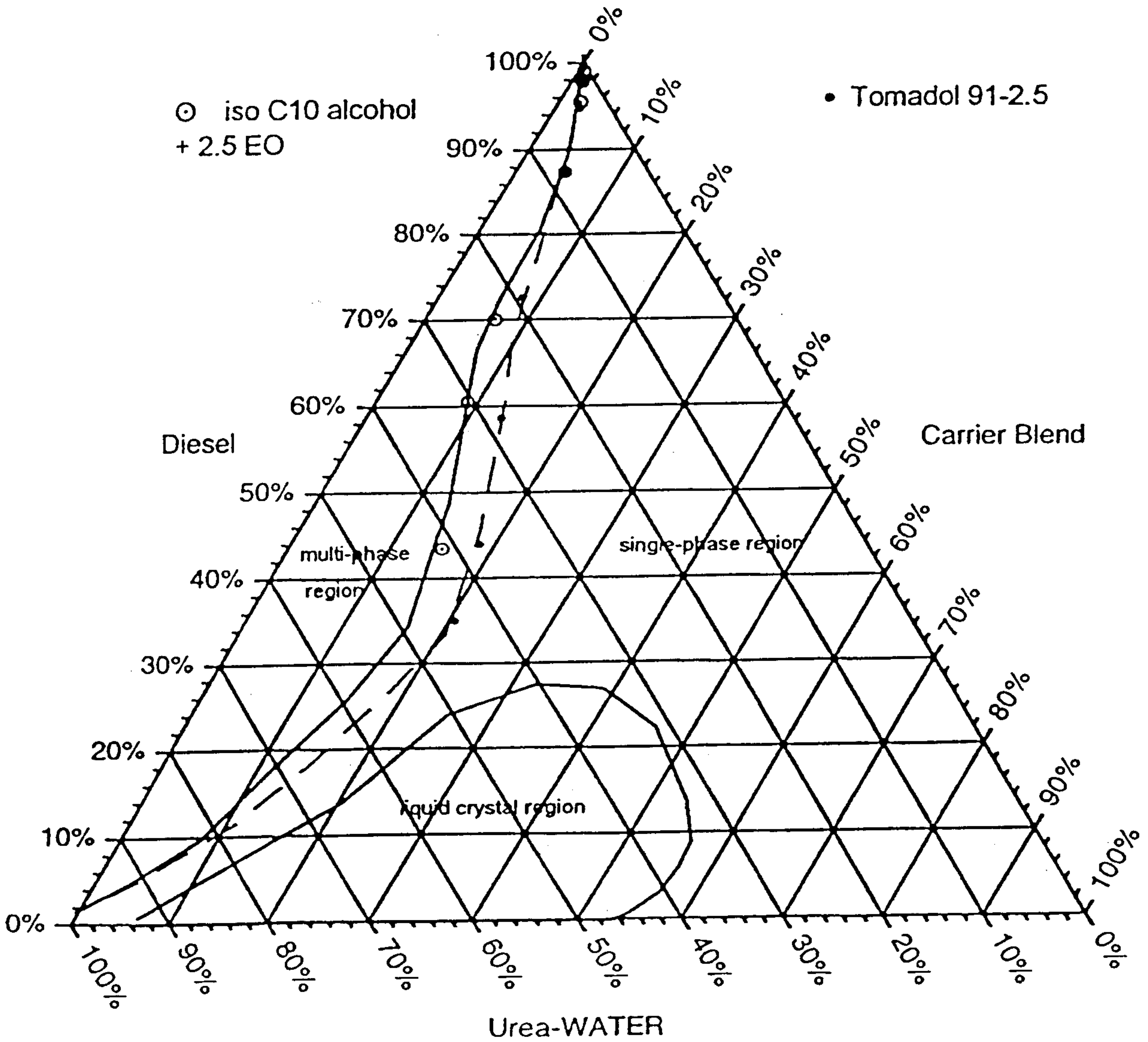
4 / 8

Figure 4
Tomadol 1-3 vs Tomadol 91-2.5
in 34/33/33 Formula



5 / 8

Figure 5
Iso C10 Alcohol + 2.5 EO
in 34/33/33 Formula



6 / 8

Figure 6
34/33/33 Formula In
Gasoline

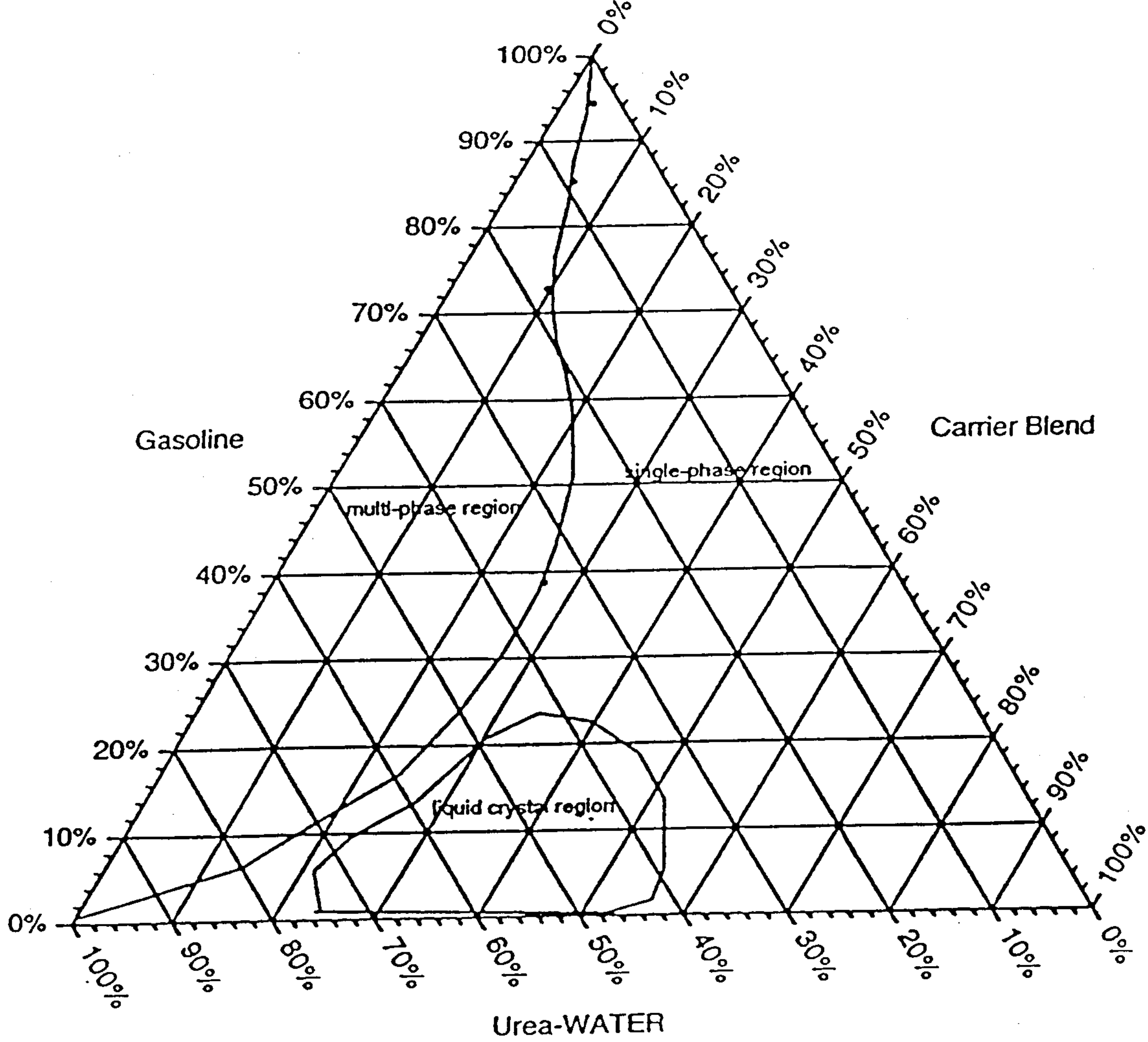


Figure 7
Formulation from U.S. Patent 5,746,783
with 40% Urea and Diesel Fuel

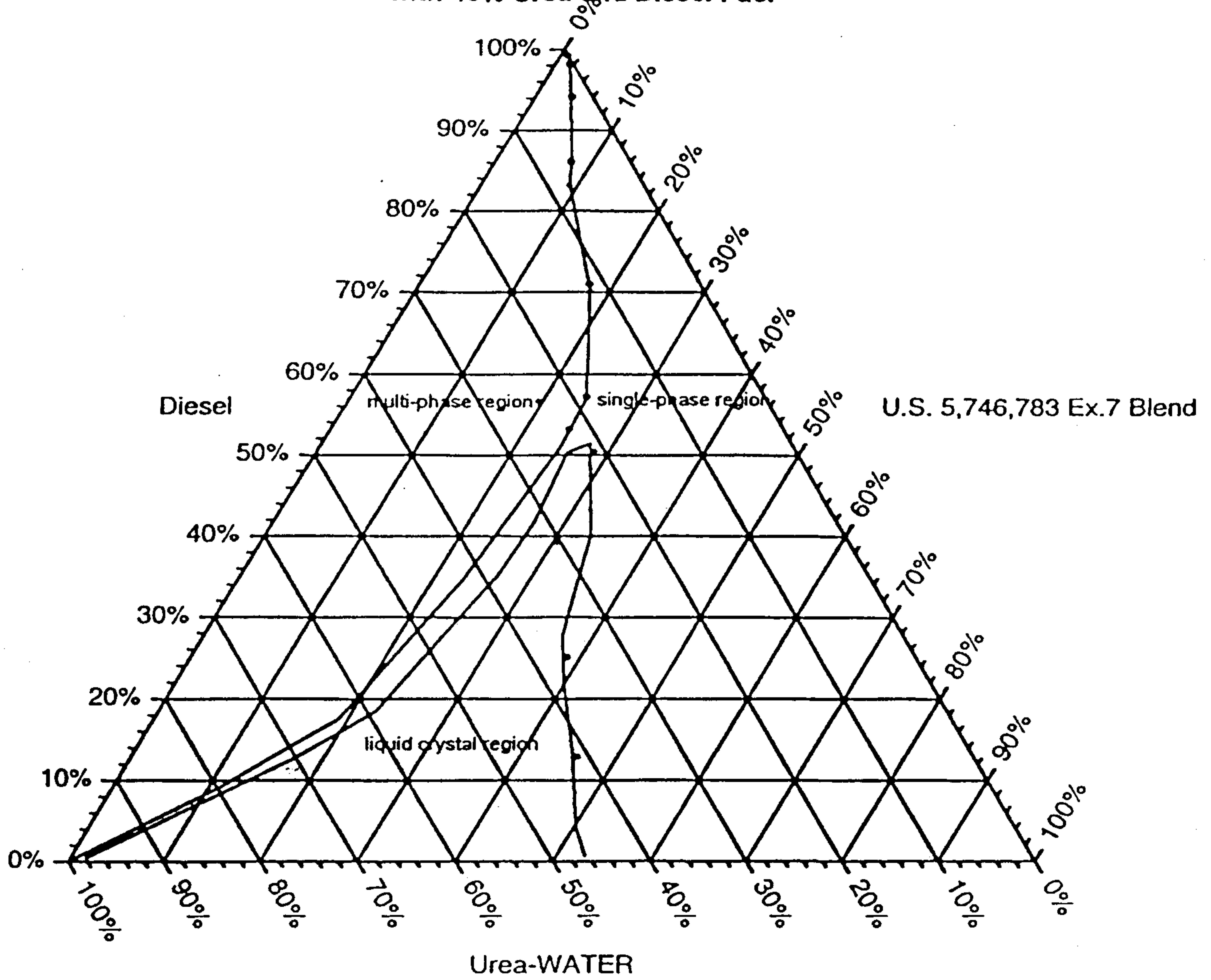
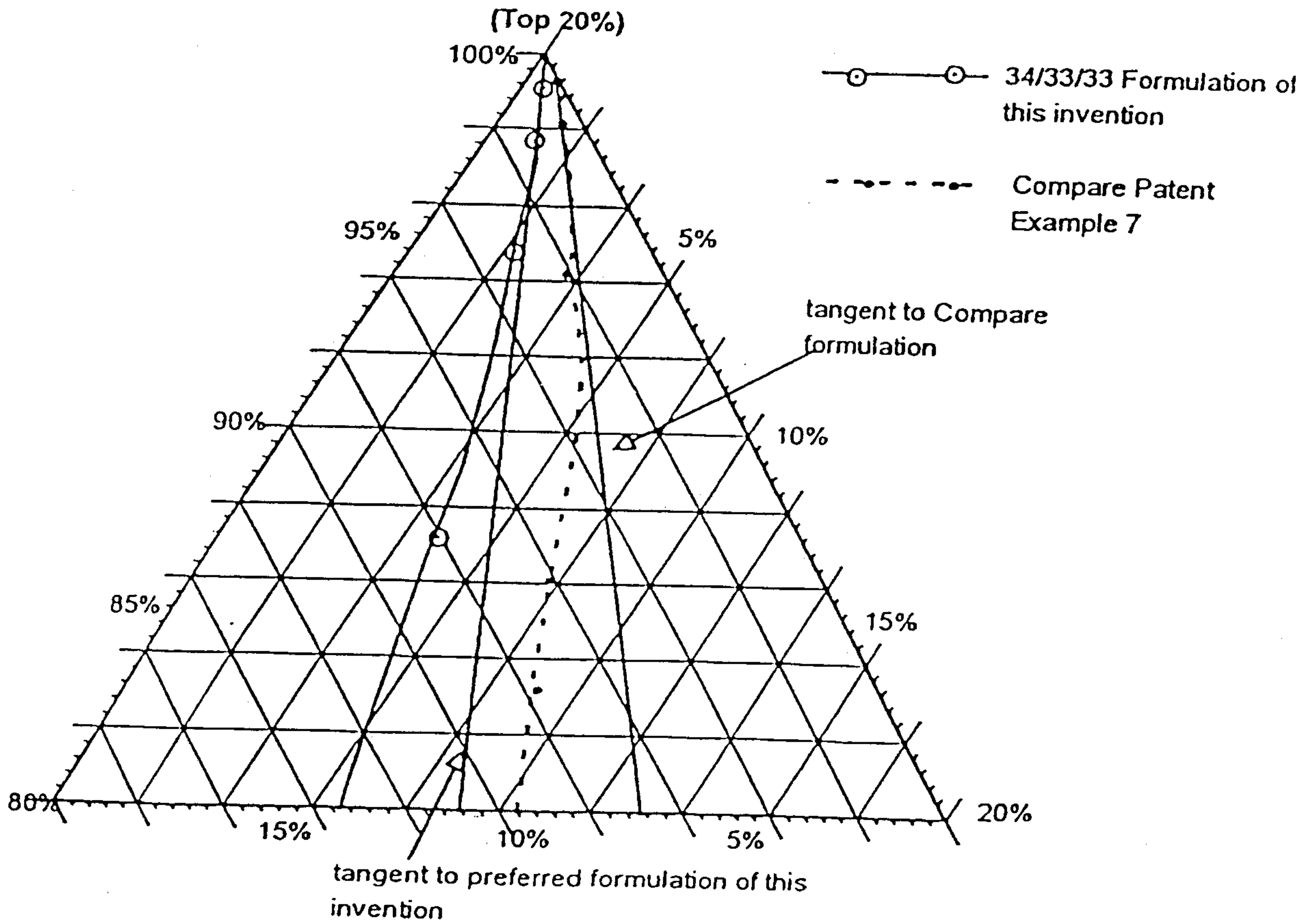
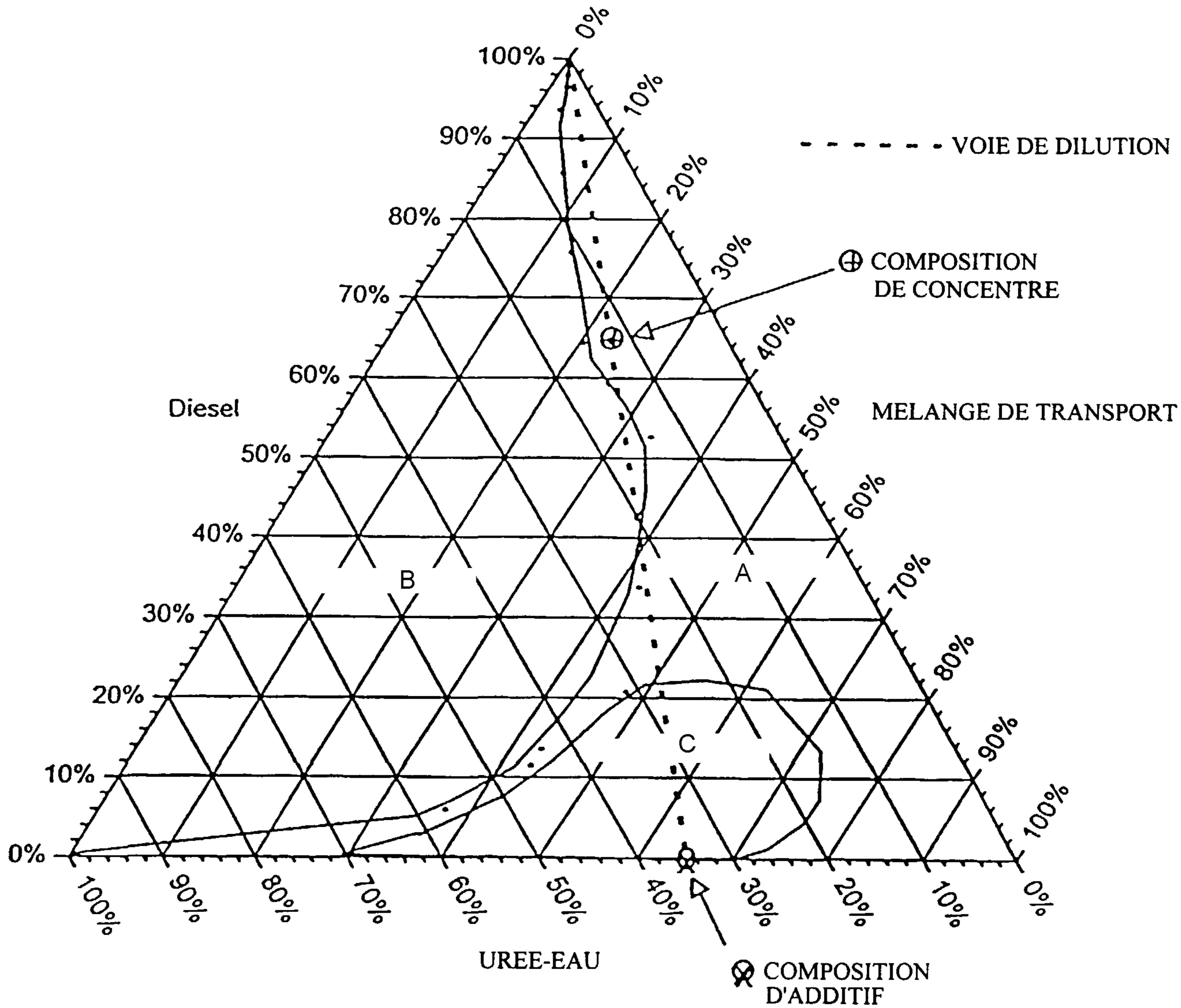


Figure 8
Comparison of Formulation from U.S. 5,746,783 to
Preferred Formulation of This Invention



MELANGE DE TRANSPORT 50/25/25



A...REGION A PHASE UNIQUE B...REGION A PHASES MULTIPLES C...REGION DE CRISTAUX LIQUIDES