

(19)



Europäisches Patentamt
European Patent Office
Office européen des brevets



(11)

EP 1 475 005 B1

(12)

EUROPEAN PATENT SPECIFICATION

(45) Date of publication and mention
of the grant of the patent:
08.03.2006 Bulletin 2006/10

(51) Int Cl.:
A43B 5/04 ^(2006.01) **A43B 3/26** ^(2006.01)
A43B 19/00 ^(2006.01)

(21) Application number: **04007784.4**

(22) Date of filing: **31.03.2004**

(54) **Wedge particularly for sports shoes**

Keil, insbesondere für Sportschuhe

Cale, en particulier pour chaussures de sport

(84) Designated Contracting States:
**AT BE BG CH CY CZ DE DK EE ES FI FR GB GR
HU IE IT LI LU MC NL PL PT RO SE SI SK TR**

(30) Priority: **09.05.2003 IT mi20030933**

(43) Date of publication of application:
10.11.2004 Bulletin 2004/46

(73) Proprietor: **Head Technology GmbH
6921 Kennelbach (AT)**

(72) Inventor: **Baggio, Giorgio
35018 S. Martino di Lupari
(Padova) (IT)**

(74) Representative: **Forattini, Amelia et al
c/o Internazionale Brevetti
Ingg. ZINI, MARANESI & C. S.r.l.
Piazza Castello 1
20121 Milano (IT)**

(56) References cited:
**WO-A-91/11930 CH-A- 457 187
FR-A- 2 743 264 FR-A- 2 788 410
US-B1- 6 233 848**

EP 1 475 005 B1

Note: Within nine months from the publication of the mention of the grant of the European patent, any person may give notice to the European Patent Office of opposition to the European patent granted. Notice of opposition shall be filed in a written reasoned statement. It shall not be deemed to have been filed until the opposition fee has been paid. (Art. 99(1) European Patent Convention).

Description

[0001] The present invention relates to a wedge particularly for sports shoes.

[0002] Currently, particularly as regards the field of ski boots, it is known to provide plantar inserts in order to improve the adaptability of shoes to the specific anatomical shape of the foot of the user.

[0003] IT-0240619A1 discloses a supporting plantar insert for ski boots that is constituted by a substantially flat base from which respective studs protrude in a lower region, approximately at the heel and toe regions, and can be positioned at the sole of the shell.

[0004] A first pair of mutually facing wings, located at the heel region, and a second pair of mutually facing wings, having a substantially rectangular plan shape, protrude from the lateral edges of the base at the heel and metatarsal regions.

[0005] A first drawback that can be observed in conventional plantar inserts of the above type is that they do not allow to achieve, inside the shoe, a fully stable and comfortable position for the user's foot, since they form lateral containment and/or abutment surfaces only at distinct and separate regions of the heel and of the metatarsus.

[0006] This leads to a further drawback, linked to the fact that the distribution of the field of pressures that act on the sides of the foot can have excess variations caused by the onset of possible lateral compression of the foot at the regions thereof that are affected by the first and second pairs of wings and to the onset, at the central region of the sides of the foot, of possible free volumes formed between the foot and the first and second pairs of wings.

[0007] Another drawback that can be observed in such conventional plantar inserts is that the wings have a limited region of connection to the base and are therefore susceptible to breaking or in any case to possible distortions and/or deformations, such as for example splaying due to possible lateral flexing of the foot performed by the user while skiing.

[0008] Another drawback of such conventional plantar inserts is that the foot of the user can be subjected to rashes or irritations, because its central region located at the interspace formed between the first and second pairs of wings is free to protrude externally with respect to their end edges, which by consequently forming discontinuities or vertical edges tend to produce a pinching effect on the foot.

[0009] A further drawback is that such conventional plantar inserts, in addition to not allowing good lateral retention of the foot, leave the heel free to move in a vertical direction.

[0010] A further drawback is that such conventional plantar inserts can also produce the onset of painful symptoms caused for example by the compression applied by the second pair of wings to the small bones that are present at the metatarsus of the foot.

[0011] A further drawback is that in any case such conventional plantar inserts have a standardized shape.

[0012] The aim of the present invention is to solve the above-mentioned technical problems and eliminate the cited drawbacks, by providing a wedge that allows to achieve stable positioning of the foot inside the shoe, consequently providing thereon optimum lateral retention while ensuring a high degree of comfort.

[0013] An object of the present invention is to provide a wedge that can also be used as a size reduction device, accordingly allowing, for an equal shoe size, to have a shoe that provides better performance or comfort.

[0014] A further object is to provide a wedge that can be customized or adapted according to the specific anatomical shape of the foot of the user.

[0015] A further object is to provide a wedge that is resistant to any mechanical stresses transmitted by the foot and therefore is not susceptible to deterioration or breakage.

[0016] A further object is to provide a wedge that allows to achieve optimum distribution of the field of pressures at most of the lateral extension of the foot, including the lateral extension of the plantar arch.

[0017] A further object is to provide a wedge that associates with the preceding characteristics that of having low costs.

[0018] The features of the preamble of claim 1 are known from US-B1-6 233 848.

[0019] This aim and these and other objects that will become better apparent hereinafter are achieved by a wedge particularly for sports shoes, comprising a base from which studs protrude in a lower region at the toe and at the heel, the studs being arrangeable within complementarily shaped seats formed in the sole of the shoe, characterized in that at least one first tab protrudes upward along almost the entire length of the perimetric edge of the base and has at least one pre-scored region and at least one first opening at the metatarsus of the foot.

[0020] Further characteristics and advantages of the present invention will become better apparent from the following detailed description, which must be considered together with the accompanying drawings, which illustrate by way of non-limiting example a preferred but not exclusive embodiment and wherein:

Figure 1 is a partially sectional side view of a boot inside which a wedge is associated;

Figure 2 is a side view of the boot of Figure 1, from which the quarter has been removed;

Figure 3 is a side view of the boot of Figure 2, from which the quarter and the shell have been removed;

Figure 4 is a side view of the wedge;

Figures 1 to 4 do not show the pre-scored region of the invention.

Figure 5 is a perspective view of the wedge according to the invention;

Figure 6 is a side view of the wedge on which a pre-scored region, suitable to guide the user in cut-

ting part of the wedge, is provided;
Figure 7 is a side view of the wedge on which pre-scored regions are provided.

[0021] With reference to the figures, and bearing in mind that they exemplify a particular embodiment and are in variable scale and that in the figures individual reference numerals correspond to identical or equivalent parts, the reference numeral 1 designates a wedge, particularly usable in a sports shoe, such as a ski boot, which is generally designated by the reference numeral 2.

[0022] In the example shown in Figures 1, 2 and 3, the ski boot 2 comprises a shell 3, which is constituted by a sole 4, from the perimetric edge of which a raised rim 5 protrudes upward at least along part of the height of the foot.

[0023] The boot 2 further comprises a quarter 6 that is pivoted transversely to the shell 3 approximately at the malleolar region 7, for example by rotary connection to a pair of studs, designated by the reference numeral 8.

[0024] Suitable levers and/or fastening straps are associated with the quarter 6 and are generally designated by the reference numeral 9.

[0025] The shell 3 and the quarter 6 constitute a containment structure for a soft innerboot 10 adapted to surround the foot and at least part of the leg of the user.

[0026] A preferably semirigid counter 11 can be optionally associated transversely with respect to the soft innerboot 10 starting from the region above the malleolar region 7 and facilitates the mating of the soft innerboot 10 with the internal surface of the quarter 6.

[0027] The application of the wedge 1 to the inside of the shell 3 of the ski boot 2 is performed so as to interpose it between the shell 3 and the facing outer surfaces of the soft innerboot 10.

[0028] The wedge 1 comprises a base 12 that is substantially flat and has an anatomical shape in plan view that is substantially similar to the shape of the undersurface of the sole of the foot of the user.

[0029] A first stud 13 and a second stud 14 protrude below the base 12, approximately at the toe and at the heel respectively, and are positioned within complementarily shaped seats formed at the lower surface of the sole 4.

[0030] In this embodiment, the second stud 14 protrudes below the base 12, preferably at a preset distance from the rear end 15 thereof, and is shaped approximately like a truncated pyramid provided with a polygonal plan shape, preferably a square or rectangular plan shape, in which the smaller end face is directed downward.

[0031] The first stud 13 protrudes below the base 12, approximately at its front end, and is approximately shaped like a parallelepiped or truncated pyramid that is narrower than the second stud, so that when the studs are positioned within their respective complementarily shaped seats the upper surface 16 of the base 12 of the wedge 1 lies on a plane that is slightly inclined downward from the heel toward the toe.

[0032] A first tab 17 and a second tab 18 protrude upward along almost the entire length of the perimetric rim 30 of the base 12.

[0033] In greater detail, the first tab 17 and the second tab 18 protrude approximately vertically so as to form a substantially U-shaped transverse cross-section, and have an upper perimetric edge 31 that is provided with a substantially undulated profile that produces a variable height for the first tab 17 and the second tab 18.

[0034] The first tab 17 and the second tab 18 each have at least one pre-scored region.

[0035] In the illustrated embodiment, two pre-scored regions 19a and 19b are provided for allowing, by removing them partially or completely, to customize the size reduction for the shoe, so as to improve its performance or comfort for the foot of the user for an equal shoe size.

[0036] Each of the first tab 17 and second tab 18 have at least one opening 20 that is formed at the metatarsal region of the foot so as to form a hollow for decompression of the smaller bones of the foot.

[0037] The first tab 17 and the second tab 18 are connected one another at the rear, proximate to the upper perimetric edge 31, by a transverse wing 21, which is substantially arc-like and is arranged above the heel, so as to surround it in an upper region and also lock its position.

[0038] In this manner, the transverse wing 21, together with the underlying portion of the base 12 and the regions for connection to the first tab 17 and the second tab 18, forms a closed annular shape, delimiting a second opening 22.

[0039] Once the wedge 1 has been associated with the sole 4 it is therefore possible to ensure that when the lower surface of the soft innerboot 10 rests on the upper surface 16 of the base 12 and the first tab 17 and the second tab 18 are adjacent to the facing portions of the outer surface 23 of the innerboot 10, part of the heel region thereof is positioned through the second opening 22, with consequent connection to the transverse wing 21.

[0040] It has thus been found that the intended aim and objects have been achieved, a wedge having been provided which, by having a first tab and a second tab that run along almost the entire length of the respective sides of the foot, allows the foot to be positioned stably within the shoe, accordingly providing thereon optimum lateral containment while ensuring a high degree of comfort.

[0041] Because of the configuration of the first and second tabs and of the presence thereon of at least one pre-scored region, the wedge thus provided can be used advantageously as a size reduction device and therefore allows to obtain a more comfortable or better performing shoe for an equal size: it is sufficient for the user to have two wedges that are shaped differently in the first and second tabs to achieve one or the other of these characteristics, simply by extracting them and repositioning them inside the shell.

[0042] Moreover, the openings provided on the first and second tabs at the metatarsal region, provide optimum lateral retention of the foot and prevent possible painful conditions caused, for example, by the compression of the small bones of the foot.

[0043] The wraparound wing of the wedge, in addition to ensuring lateral retention of the foot, also allows to keep the heel in contact with the underlying base 12, so as to prevent vertical movements of the foot.

[0044] The illustrated embodiment is susceptible of numerous modifications and variations, all of which are within the scope of the appended claims.

[0045] The materials used, as well as the dimensions of the individual components of the invention, may be the most pertinent according to specific requirements.

[0046] Where technical features mentioned in any claim are followed by reference signs, those reference signs have been included for the sole purpose of increasing the intelligibility of the claims and accordingly, such reference signs do not have any limiting effect on the interpretation of each element identified by way of example by such reference signs.

Claims

1. A wedge (1) particularly for sports shoes, comprising a base (12), studs (13, 14) protruding from said base in a lower region at the toe and at the heel, said studs being arrangeable within complementarily shaped seats formed in the sole (4) of said shoe, **characterized in that** at least one first tab (17) protrudes upward along almost the entire length of the perimetric edge of said base (12) and has at least one pre-scored region (19a, 19b) and at least one first opening (20) at the metatarsus of the foot.
2. The wedge according to claim 1, **characterized in that** a first tab (17) and a second tab (18) protrude upward and approximately at right angles along almost the entire length of the perimetric edge of said base (12), said tabs having an upper perimetric edge that has an undulated profile.
3. The wedge according to claim 2, **characterized in that** said first tab (17) that affects the inner side of the foot protrudes from said base (12) starting from a region that is adjacent to the big toe and reaches a region that is adjacent to the interspace between the malleolus and the end part of the heel.
4. The wedge according to claim 2, **characterized in that** said second tab (18) that affects the outer side of the foot protrudes from said base (12) starting from a region that is adjacent to the ring toe to a region that is adjacent to the interspace between the malleolus and the end part of the heel.

5. The wedge according to claim 2, **characterized in that** said second tab (18), which affects the outer side of the foot, protrudes from said base (12) starting from a region that is adjacent to the little toe to a region that is adjacent to the interspace between the malleolus and the end part of the heel.
6. The wedge according to one or more of the preceding claims, **characterized in that** said upper perimetric edge of said first and second tabs (17, 18) has a sinusoidal shape and is connected to the rear at a transverse wing that is substantially arc-like, said wing being arranged above the upper surface of said base at an included region that is adjacent to said second stud (14).
7. The wedge according to claim 2, **characterized in that** it is approximately U-shaped in a transverse cross-section taken at the plantar arch region.
8. The wedge according to one or more of the preceding claims, **characterized in that** one or both of said first and second tabs (17, 18) each has two separate pre-scored regions (19a, 19b) that allow, by removing them partially or completely, to customize the size reduction for the shoe.
9. The wedge according to claim 2, **characterized in that** said first and second tabs (17, 18) each has at least one first opening (20) provided at the metatarsal region of the foot so as to form a recess for the adjacent region of the foot.
10. The wedge according to claim 9, **characterized in that** said transverse wing forms, with respect to said base (12), a second opening (22) so as to form a recess for the heel that is surrounded in an upper region by said transverse wing.
11. The wedge according to claim 1 or 8, **characterized in that** said at least one pre-scored region affects (19a, 19b) said first and/or second tabs (17, 18) starting from said first opening to the vicinity of said second opening (22).
12. The wedge according to claim 1 or 8, **characterized in that** said at least one pre-scored region affects (19a, 19b) said first and/or second tabs (17, 18) starting from said region that is adjacent to the ring toe up to a region for connection with said transverse wing.

Patentansprüche

1. Keil (1), insbesondere für Sportschuhe, aufweisend eine Basis (12), Anschläge (13, 14), die von der Basis (12) in einem unteren Bereich an der Zehe und

- der Ferse hervorste­hen, wobei die Anschlä­ge in kom­ple­men­tär ge­form­ten Sit­zen an­ord­bar sind, die in der Sohle (4) des Schuhs aus­ge­bil­det sind, **dadurch gekenn­zeich­net, dass** wenig­stens ein er­ster Strei­fen (17) nach oben ent­lang na­he­zu der ge­sam­ten Län­ge der äus­se­ren Kan­te der Basis (12) her­vor­steht und wenig­stens einen vor­geritz­ten Be­reich (19a, 19b) und wenig­stens eine er­ste Öff­nung (20) am Me­ta­tar­sus des Fußes be­sitzt.
2. Keil nach An­spruch 1, **dadurch gekenn­zeich­net, dass** ein er­ster Strei­fen (17) und ein zweiter Strei­fen (18) nach oben und in na­he­zu rech­ten Win­keln von der Basis (12) ent­lang fast der ge­sam­ten Län­ge de­ren um­lau­fen­der Kan­te her­vor­ste­hen, wobei die Strei­fen eine obere um­lau­fen­de Kan­te be­sitzen, die ein wellen­för­mi­ges Pro­fil be­sitzt.
3. Keil nach An­spruch 2, **dadurch gekenn­zeich­net, dass** sich der er­ste Strei­fen (17), der die in­ne­re Seite des Fußes be­ein­flusst, von der Basis (12) be­gin­nend in einem Be­reich an­gren­zend am gro­ßen Zeh bis zu einem Be­reich na­he des Zwi­schen­raums zwi­schen dem Mal­leolus und dem End­teil der Ferse er­streckt.
4. Keil nach An­spruch 2, **dadurch gekenn­zeich­net, dass** sich der zweite Strei­fen (18), der die Au­ßen­seite des Fußes be­ein­flusst, von der Basis (12) be­gin­nend in einem Be­reich an­gren­zend am Ring­zeh bis zu einem Be­reich na­he des Zwi­schen­raums zwi­schen dem Mal­leolus und dem End­teil der Ferse er­streckt.
5. Keil nach An­spruch 2, **dadurch gekenn­zeich­net, dass** sich der zweite Strei­fen (18), der die Au­ßen­seite des Fußes be­ein­flusst, von der Basis be­gin­nend in einem Be­reich an­gren­zend am klei­nen Zeh sich bis zu einem Be­reich an­gren­zend am Zwi­schen­raum zwi­schen dem Mal­leolus und dem End­teil der Ferse er­streckt.
6. Keil nach einem oder meh­re­ren der vor­her­ge­hen­den An­sprü­che, **dadurch gekenn­zeich­net, dass** die obere um­lau­fen­de Kan­te der er­sten und zweiten Strei­fen (17, 18) eine sinus­för­mi­ge Ge­stalt be­sitzt und an der Rück­seite mit einem im Wesen­tlichen bo­gen­för­mi­gen Quer­flü­gel ver­bun­den ist, wobei der Flü­gel über der obere Ober­flä­che der Basis bei einem ein­ge­schlos­se­nen Be­reich an­gren­zend am zweiten An­schlag (14) an­ge­ord­net ist.
7. Keil nach An­spruch 2, **dadurch gekenn­zeich­net, dass** er in einem Quer­schnitt ent­lang des Fuß­sohl­bo­gen­be­reichs un­ge­fähr U-för­mig ist.
8. Keil nach einem oder meh­re­ren der vor­her­ge­hen­den An­sprü­che, **dadurch gekenn­zeich­net, dass** der er­ste und/oder der zweite Strei­fen (17, 18) je­weils zwei se­pa­rate vor­geritz­te Be­reichs (19a, 19b) be­sitzt, die durch ihr teil­wei­ses, oder voll­stän­di­ges Ent­fer­nen er­mög­li­chen, die Grö­ßen­re­du­zie­rung des Schuhs an­zu­pas­sen.
9. Keil nach An­spruch 2, **dadurch gekenn­zeich­net, dass** die er­sten und zweiten Strei­fen (17, 18) je­weils wenig­stens eine er­ste Öff­nung (20) be­sitzen, die in den me­ta­tar­sa­len Be­reich des Fußes vor­ge­sehen ist, um so eine Aus­neh­mung für den be­nach­bar­ten Be­reich des Fußes aus­zu­bil­den.
10. Keil nach An­spruch 9, **dadurch gekenn­zeich­net, dass** der Quer­flü­gel be­züg­lich der Basis (12) eine zweite Öff­nung (22) aus­bil­det, um eine Aus­neh­mung für die Ferse aus­zu­bil­den, die in einem obere Be­reich vom Quer­flü­gel um­ge­ben ist.
11. Keil nach An­spruch 1 oder 8, **dadurch gekenn­zeich­net, dass** der wenig­stens eine vor­geritz­te Be­reich (19a, 19b) den er­sten und/oder zweiten Vor­sprung (17, 18) be­gin­nend von der er­sten Öff­nung bis in die Nähe der zweiten Öff­nung (22) be­ein­flusst.
12. Keil nach An­spruch 1 oder 8, **dadurch gekenn­zeich­net, dass** der wenig­stens eine vor­geritz­te Be­reich (19a, 19b) den er­sten und/oder zweiten Vor­sprung (17, 18) be­gin­nend von dem Be­reich na­he des Ring­zels bis zu einem Ver­bin­dungs­be­reich mit dem Quer­flü­gel be­ein­flusst.

Revendications

1. Cale (1), en particulier pour chaussures de sport, comportant une base (12), des crampons (13, 14) faisant saillie depuis ladite base dans une région inférieure au niveau de l'orteil et au niveau du talon, lesdits crampons pouvant être disposés au sein de sièges formés de façon complémentaire dans la semelle (4) de ladite chaussure, **caractérisée en ce qu'au moins une première patte (17) fait saillie vers le haut sur presque toute la longueur du bord périphérique de ladite base (12) et a au moins une région pré-rainurée (19a, 19b) et au moins une première ouverture (20) au niveau du métatarse du pied.**
2. Cale selon la revendication 1, **caractérisée en ce qu'une première patte (17) et une seconde patte (18) font saillie vers le haut et approximativement à angles droits sur presque toute la longueur du bord périphérique de ladite base (12), lesdites pattes ayant un bord périphérique supérieur qui présente un profil ondulé.**
3. Cale selon la revendication 2, **caractérisée en ce que** ladite première patte (17) qui affecte le côté interne du pied fait saillie depuis ladite base (12) en

partant d'une région qui est adjacente au gros orteil et atteint une région qui est adjacente à l'espace entre la malléole et la partie d'extrémité du talon.

4. Cale selon la revendication 2, **caractérisée en ce que** ladite seconde patte (18) qui affecte le côté externe du pied fait saillie depuis ladite base (12) en partant d'une région qui est adjacente au quatrième orteil vers une région qui est adjacente à l'espace entre la malléole et la partie d'extrémité du talon. 5
10
5. Cale selon la revendication 2, **caractérisée en ce que** ladite seconde patte (18), qui affecte le côté extérieur du pied, fait saillie depuis ladite base (12) en partant d'une région qui est adjacente au petit orteil vers une région qui est adjacente à l'espace entre la malléole et la partie d'extrémité du talon. 15
6. Cale selon une ou plusieurs des revendications précédentes, **caractérisée en ce que** ledit bord périphérique supérieur desdites première et seconde pattes (17, 18) a une forme de sinusöide et est connecté à l'arrière au niveau d'une ailette transversale qui est essentiellement de type arc, ladite ailette étant disposée au-dessus de la surface supérieure de ladite base au niveau d'une région incluse qui est adjacente audit second crampon (14). 20
25
7. Cale selon la revendication 2, **caractérisée en ce qu'**elle est approximativement en forme de U selon une coupe transversale, prise au niveau de la région de la voûte plantaire. 30
8. Cale selon une ou plusieurs des revendications précédentes, **caractérisée en ce qu'**une ou les deux parmi les première et seconde pattes (17, 18) ont chacune deux régions pré-rainurées séparées (19a, 19b) qui permettent, en les retirant partiellement ou complètement, de personnaliser la réduction de taille de la chaussure. 35
40
9. Cale selon la revendication 2, **caractérisée en ce que** lesdites première et seconde pattes (17, 18) ont chacune au moins une première ouverture (20) prévue au niveau de la région du métatarse du pied de façon à former un creux pour la région adjacente du pied. 45
10. Cale selon la revendication 9, **caractérisée en ce que** ladite ailette transversale forme, par rapport à ladite base (12), une seconde ouverture (22), de façon à former un creux pour le talon, qui est entourée dans une région supérieure par ladite ailette transversale. 50
55
11. Cale selon la revendication 1 ou 8, **caractérisée en ce que** ladite au moins une région pré-rainurée (19a, 19b) affecte lesdites première et/ou seconde pattes

(17, 18) en partant de ladite première ouverture vers la proximité de ladite seconde ouverture (22).

12. Cale selon la revendication 1 ou 8, **caractérisée en ce que** ladite au moins une région pré-rainurée (19a, 19b) affecte lesdites première et/ou seconde pattes (17, 18) en partant de ladite région qui est adjacente au quatrième orteil jusqu'à une région de connexion avec ladite ailette transversale.

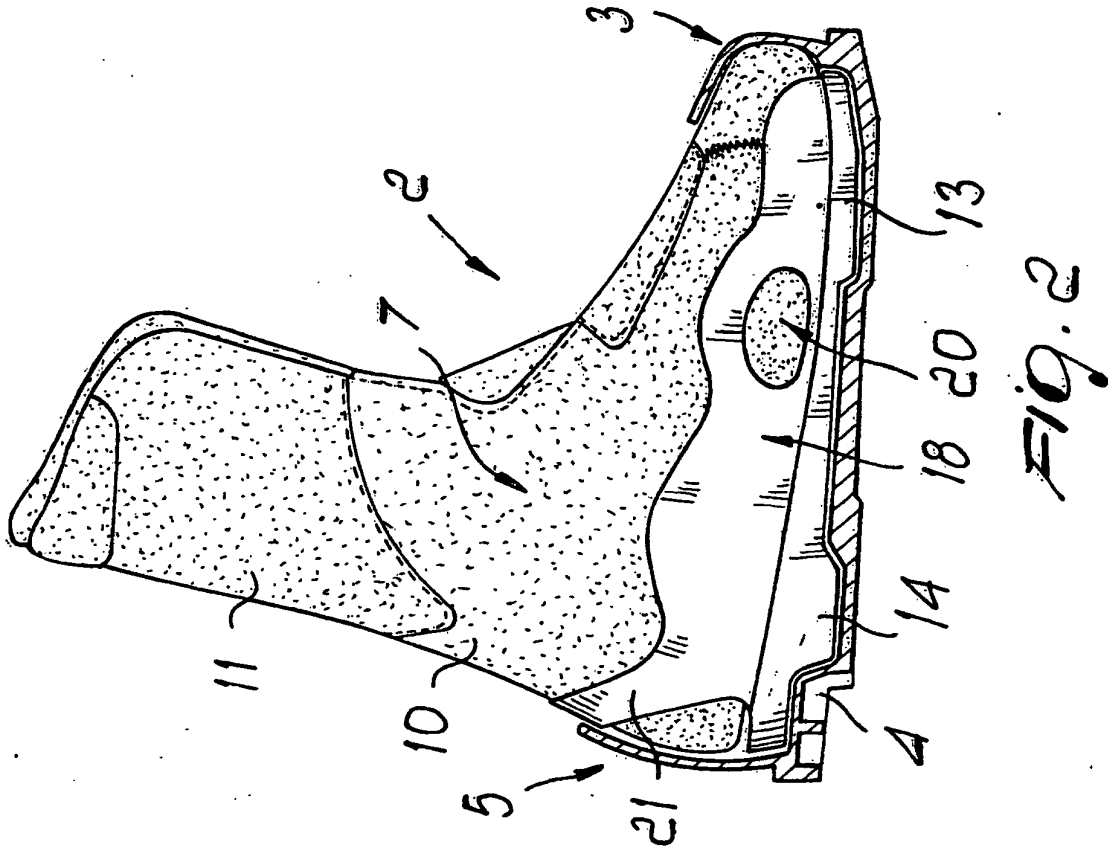


FIG. 2

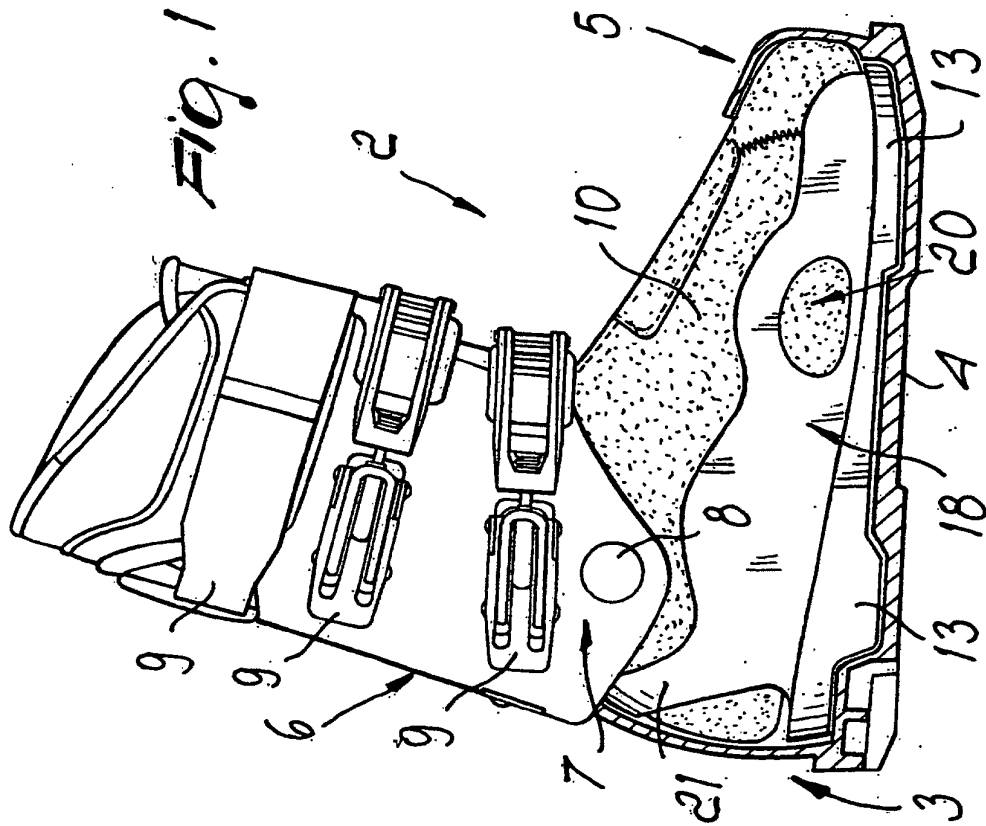


FIG. 1

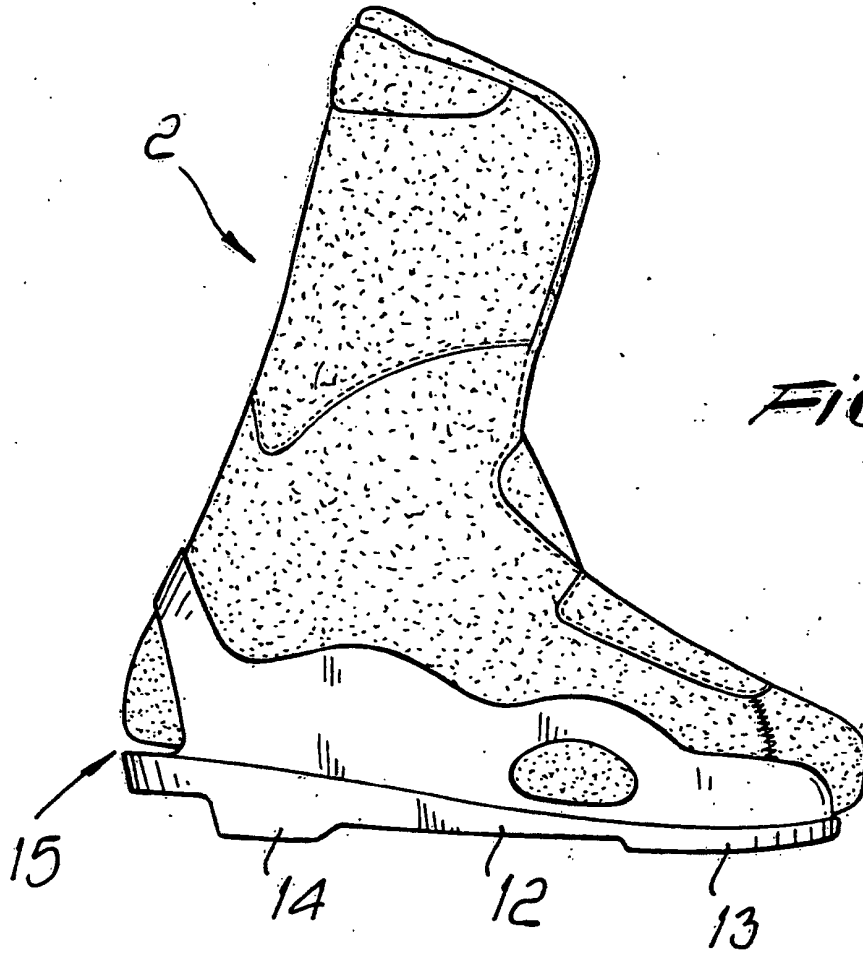


FIG. 3

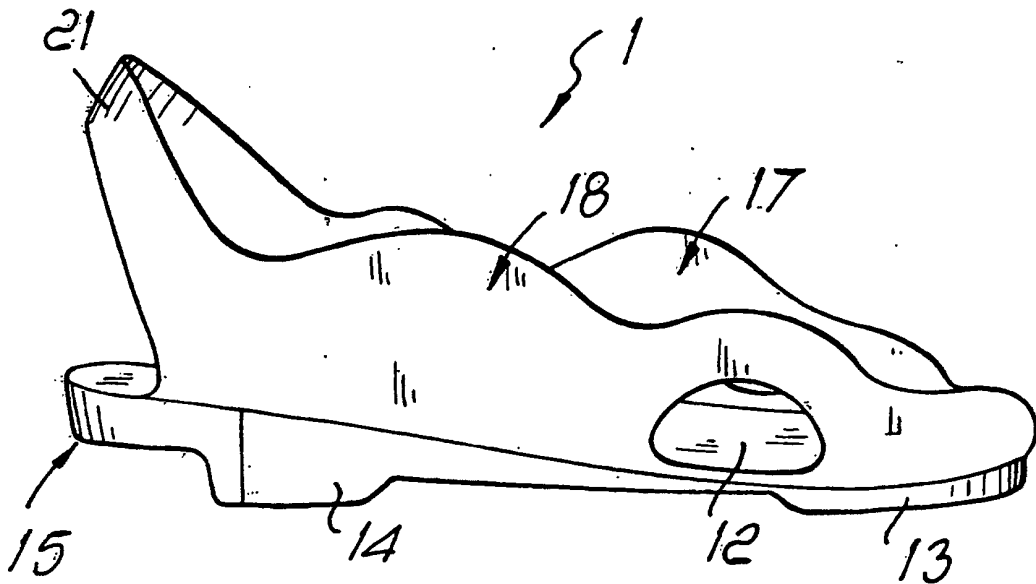


FIG. 4

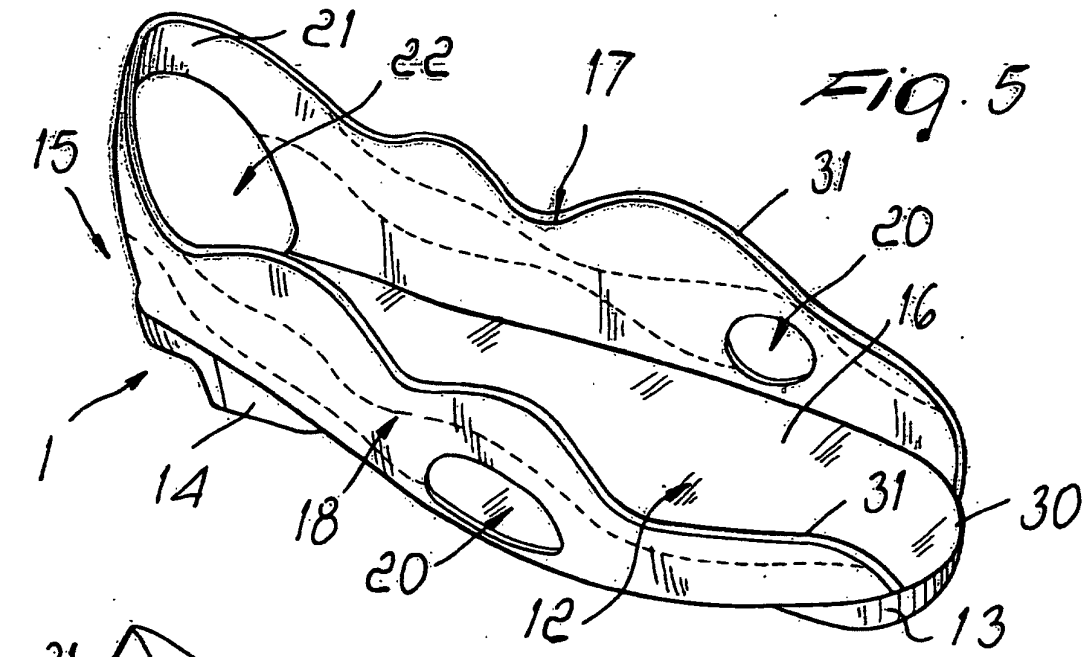


FIG. 5




FIG. 6

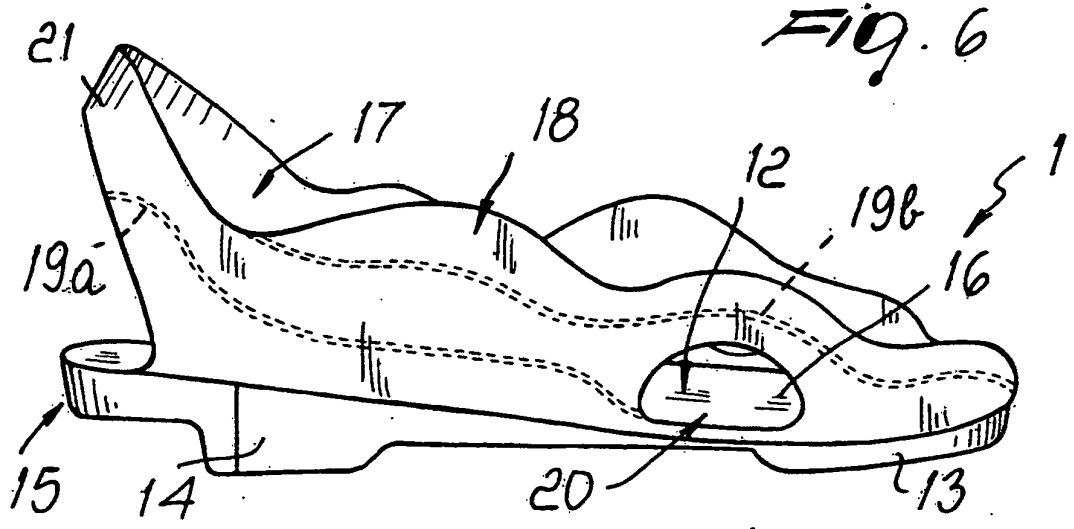


FIG. 7