



US00D897201S

(12) **United States Design Patent**
Friedman

(10) **Patent No.:** **US D897,201 S**

(45) **Date of Patent:** **** Sep. 29, 2020**

- (54) **JAR LID**
- (71) Applicant: **Robert Friedman**, Irvine, CA (US)
- (72) Inventor: **Robert Friedman**, Irvine, CA (US)
- (**) Term: **15 Years**
- (21) Appl. No.: **29/686,301**
- (22) Filed: **Apr. 3, 2019**

4,731,512	A *	3/1988	Barriac	B65D 50/041
				215/215
D351,793	S *	10/1994	Stoller	D9/443
D371,485	S *	7/1996	Hickey	D9/443
5,704,502	A *	1/1998	Greenfield	B65D 41/0485
				215/295
5,941,404	A *	8/1999	Charrette	B65D 41/04
				D9/443
6,253,942	B1 *	7/2001	Elias	B65D 41/0485
				D9/443
D472,145	S *	3/2003	Nottingham	D9/443
6,983,862	B2 *	1/2006	Nottingham	B01F 15/00733
				206/508
D532,649	S *	11/2006	Peterson	D7/391
D551,971	S *	10/2007	Hardwick	D3/294
D594,750	S *	6/2009	Westphal	D9/443
D610,006	S *	2/2010	Ortell	D9/454
D616,748	S *	6/2010	Nakamura	D9/443
D621,705	S *	8/2010	Breckan	D9/443
D621,706	S *	8/2010	Breckan	D9/443
D621,707	S *	8/2010	Breckan	D9/443
D677,161	S *	3/2013	Titherington	B65D 50/041
				D9/443

Related U.S. Application Data

- (62) Division of application No. 29/585,890, filed on Nov. 29, 2016.
- (51) **LOC (12) Cl.** **09-07**
- (52) **U.S. Cl.** **D9/443**
- USPC **D9/443**
- (58) **Field of Classification Search**
- USPC D9/414, 434-436, 438-440, 443-457, D9/499, 503-505, 682, 685, 686; D7/387, 391, 392, 392.1, 396.2-396.4, D7/401.1, 507, 509-511, 538, 900; D3/202, 203.2, 318; D28/91.1
- CPC .. A61J 1/00; A61J 1/1412; B65D 1/00; B65D 1/02; B65D 1/10; B65D 1/46; B65D 5/46; B65D 41/00; B65D 41/38; B65D 41/56; B65D 41/62; B65D 47/00; B65D 47/06; B65D 47/08; B65D 2251/00; B65D 2543/00046; B65D 2543/00092; B65D 2543/00296; B65D 2585/56; B65D 2585/545
- See application file for complete search history.

(56) **References Cited**
U.S. PATENT DOCUMENTS

1,665,602	A *	4/1928	Netherland	B65D 41/0442
				215/302
D138,952	S *	9/1944	Sapery	D9/453

(Continued)

Primary Examiner — Michael A. Pratt
Assistant Examiner — Wendy L Arminio
(74) *Attorney, Agent, or Firm* — Fish IP Law, LLP

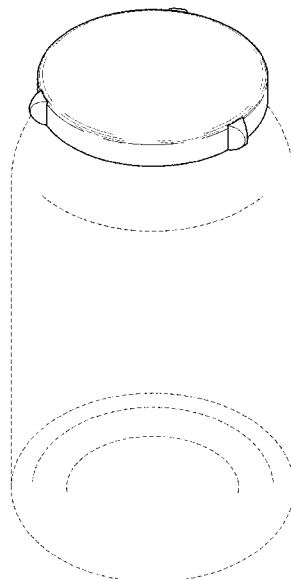
(57) **CLAIM**

The ornamental design for a jar lid, as shown and described.

DESCRIPTION

FIG. 1 is a perspective view of a jar lid, shown in a position of use on a jar drawn in broken lines.
FIG. 2 is a top view of the jar lid of FIG. 1, shown removed from the jar.
FIG. 3 is a side view thereof; and,
FIG. 4 is a front view thereof.
The broken lines depict environment and form no part of the claimed design.

1 Claim, 1 Drawing Sheet



(56)

References Cited

U.S. PATENT DOCUMENTS

D695,511	S	*	12/2013	Sharpe	D3/203.2
D727,726	S	*	4/2015	Friedman	D9/443
D751,384	S	*	3/2016	Torrison	D9/435
D779,324	S	*	2/2017	Martini	D9/443
D784,132	S	*	4/2017	Johnson	D9/443
9,650,179	B2	*	5/2017	Sheikh	B65D 33/16
D829,098	S	*	9/2018	Gallagher	D9/443

* cited by examiner

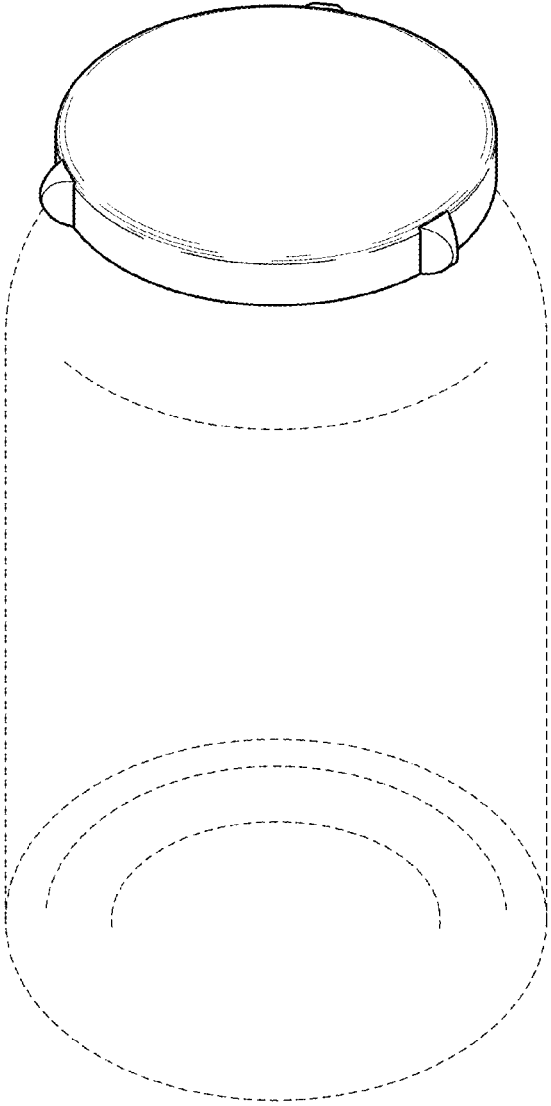


FIG. 1

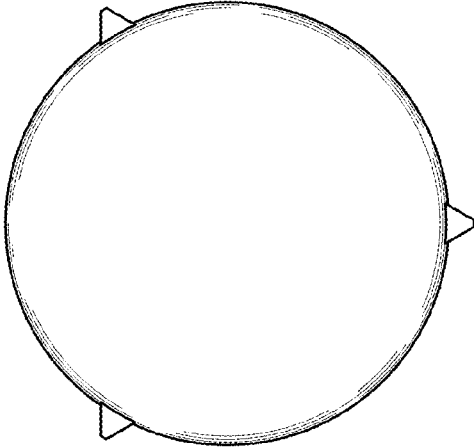


FIG. 2



FIG. 3



FIG. 4