

(19) World Intellectual Property Organization
International Bureau



(43) International Publication Date
10 May 2001 (10.05.2001)

PCT

(10) International Publication Number
WO 01/32723 A1

- (51) International Patent Classification⁷: C08F 10/02, 10/00
- (21) International Application Number: PCT/US00/28920
- (22) International Filing Date: 19 October 2000 (19.10.2000)
- (25) Filing Language: English
- (26) Publication Language: English
- (30) Priority Data:
09/431,803 1 November 1999 (01.11.1999) US
- (71) Applicant: W. R. GRACE & CO.-CONN. [US/US];
7500 Grace Drive, Columbia, MD 21044 (US).
- (72) Inventor: SHIH, Keng-Yu; 5455 Wooded Way, Columbia, MD 21044 (US).
- (74) Agent: MAGGIO, Robert, A.; W. R. Grace & Co.-Conn.,
7500 Grace Drive, Columbia, MD 21044 (US).
- (81) Designated States (*national*): AE, AG, AL, AM, AT, AU, AZ, BA, BB, BG, BR, BY, BZ, CA, CH, CN, CR, CU, CZ, DE, DK, DM, DZ, EE, ES, FI, GB, GD, GE, GH, GM, HR, HU, ID, IL, IN, IS, JP, KE, KG, KP, KR, KZ, LC, LK, LR, LS, LT, LU, LV, MA, MD, MG, MK, MN, MW, MX, MZ, NO, NZ, PL, PT, RO, RU, SD, SE, SG, SI, SK, SL, TJ, TM, TR, TT, TZ, UA, UG, UZ, VN, YU, ZA, ZW.
- (84) Designated States (*regional*): ARIPO patent (GH, GM, KE, LS, MW, MZ, SD, SL, SZ, TZ, UG, ZW), Eurasian patent (AM, AZ, BY, KG, KZ, MD, RU, TJ, TM), European patent (AT, BE, CH, CY, DE, DK, ES, FI, FR, GB, GR, IE, IT, LU, MC, NL, PT, SE), OAPI patent (BF, BJ, CF, CG, CI, CM, GA, GN, GW, ML, MR, NE, SN, TD, TG).

Published:

— With international search report.

For two-letter codes and other abbreviations, refer to the "Guidance Notes on Codes and Abbreviations" appearing at the beginning of each regular issue of the PCT Gazette.



WO 01/32723 A1

(54) Title: ACTIVE, HETEROGENEOUS SUPPORTED BI- OR TRI-DENTATE OLEFIN POLYMERISATION CATALYST

(57) Abstract: A catalyst composition, and olefin polymerization process using same, formed from a mixture of a non-aluminoxane aluminum compound, an inorganic oxide and a transition metal bidentate or tridentate complex in certain prescribed proportions. The composition can be formed in a single step or in-situ in the polymerization reaction zone. The resultant catalyst has high activity and is capable of producing high molecular weight olefin products without reactor fouling.

ACTIVE, HETEROGENEOUS SUPPORTED BI- OR TRI-DENTATE OLEFIN POLYMERISATION CATALYST

5

FIELD OF THE INVENTION

The present invention relates to catalyst compositions suitable for olefinic polymerization, to methods of forming said catalyst compositions and to processes of forming polyolefinic products using the subject catalyst compositions. More particularly, the present invention is directed to a catalyst composition composed of a mixture of a non-alumoxane aluminum compound, an inorganic oxide and a transition metal bidentate or tridentate complex. The composition is formed by substantially simultaneously mixing the aluminum compound with an inorganic oxide and with the bidentate and/or tridentate transition metal complex in certain prescribed proportions, as fully described herein below. The subject catalyst compositions have unexpectedly been found to have high catalytic activity and, in the polymerization of olefinic compounds, can produce, without reactor fouling, high molecular weight products having desired granular polymer morphology.

20

BACKGROUND OF THE INVENTION

Ziegler-Natta and metallocene catalyst systems are well established in the prior art for their use in the polymerization of olefins. The use of Ziegler-Natta catalysts, for example, those produced by activating a titanium halide with an organometallic compound (e.g., trialkyl aluminum), are fundamental to many commercial processes for manufacturing polyolefins. In certain instances the active components of the Ziegler-Natta catalyst have been impregnated into a support, such as an inorganic oxide (e.g., silica) prior to introduction into the reaction zone (see Macromol. Symp., 1995, 89, 563).

30

Over the past decade, metallocene olefin polymerization catalyst systems have been developed. These systems typically use a Group IV-B metal compound having at least one cyclopentadienyl group coordinated to a transition metal atom as, for example cyclopentadiene and bis(cyclopentadienyl) transition metal compounds and an activator, such as an aluminoxane, or a boron or borate compound.

5 Metalocene catalysts can be employed either as so-called "neutral metallocenes" in which case an alumoxane, such as methylalumoxane, is used as a co-catalyst, or they can be employed as so-called "cationic metallocenes" which incorporate a stable and loosely bound non-coordinating anion as a counter ion to a cationic metal metallocene center. Cationic metallocenes are disclosed in U.S. Patent Nos. 5,064,802; 5,225,500; 5,243,002; 5,321,106; 5,427,991; and 5,643,847; and EP 426 637 and EP 426 638.

10 U.S. Patent 5,241,025 teaches a catalyst system having an activator component formed from a Group III-A element activator. This activator reacts with a ligand of the Group IV-B metallocene complex and an anion which is bulky and non-coordinatable with the Group IV-B transition metal cation produced. Similarly, U.S. Patent 5,198,401 teaches the formation of an ionic catalyst composition using a bis(cyclopentadienyl) Group IV-B metal complex and a boron containing activator. Both of the above teachings are directed to homogeneous metallocene polyolefin catalyst systems.

15 Another widely used activator for metallocene catalyst systems are aluminoxanes. These compounds are oligomers or polymeric aluminum oxy compounds containing chains of alternating aluminum and oxygen atoms with alkyl groups pendent from the aluminum atoms. The aluminoxanes are normally formed by the reaction of water and an aluminum alkyl which may also contain a halo or alkoxy group, as disclosed in EP-A-338,044. The most preferred aluminoxane is methylaluminoxane (MAO). It is known that transition metal catalysts require large quantities (e.g., Al to transition metal molar ratio of about 500 or greater) of activator (e.g., aluminoxane) to achieve commercially suitable activity. Conventionally, these activators are normally separately formed and then combined with the catalyst precursor compound. Such activators are expensive and difficult to handle due to their pyrophoric properties and unstable character. Further, catalyst systems formed with these activators are difficult to effectively anchor or immobilize onto a support and, therefore, the catalysts tend to resolubilize from or leach out of the support causing fouling within the polymerization reactor.

20

25

30

Several patents disclose the formation of aluminoxanes from an aluminum alkyl compound and hydrated silica. U.S. Patent 4,904,631 teaches the formation of an aluminoxane activator from a trialkyl aluminum with silica having 6 to 20 wt percent water. The initially formed activator is subsequently used with an early transition metal compound to provide a catalyst composition of low activity. Similarly, U.S. Patent 5,008,228 forms its aluminoxane cocatalyst from an aluminum alkyl and a silica having 10 to 50 weight percent water. The formed aluminoxane is added to a metallocene compound to provide a heterogeneous catalyst for the polymerization of olefins. In U.S. Patent 5,629,253, one is taught that hydrated silica should be reacted with an aluminum alkyl in an amount to have a molar ratio of metal to water of greater than 0.7 and the water content of the silica should be from about 7 to 15 weight percent to provide a desired aluminoxane which can then be combined with a metallocene compound.

The required use of aluminoxane in large quantities to provide a catalyst of suitable activity, the need to initially form the aluminoxane followed by its combining with certain catalyst compounds in a multi-step process, the sensitivity of metallocenes to commonly encountered impurities and the poor morphology of resultant polymer product are all known disadvantages of such catalyst systems.

Recently, much interest has centered on the use of late transition metal (e.g., Fe, Co, Ni or Pd) bidentate and tridentate based catalyst compositions because of their low electrophilicity and consequent improved tolerance to polar functionalities. Representative disclosures of such late transition metal catalysts are found in U.S. Patent No. 5,880,241 and its divisional counterparts U.S. Patent Nos. 5,880,323; 5,866,663; 5,886,224; and 5,891,963, and PCT International Application Nos. PCT/US98/00316; PCT/US97/23556; PCT/GB99/00714; PCT/GB99/00715; and PCT/GB99/00716. These metal compounds typically exhibit good activity when they are used with large amounts of aluminoxane activators to generate the cationic catalyst specie. However, the presence of large amounts of aluminoxane in such systems cause chain transfer reaction to occur and thereby predominately produce low molecular weight oligomer products.

There are a number of factors used to evaluate a catalyst system, such as its activity, that is to say the amount of catalyst required for economic conversion of a given amount of olefin, the product conversion time and the product yield. Further, the stability and ease of handling of catalyst components and the resultant system are other factors which effect the choice of commercial embodiments. For example, coordination catalysts are known to be extremely sensitive to moisture and air and their activity is greatly reduced or destroyed by such elements. Still further, the ability of a catalyst system, especially a coordination catalyst, to be utilized as a heterogeneous catalyst is of commercial consideration. Such systems are utilized in slurry polymerization processes where the monomer, catalyst and diluent are continuously fed into the reactor and the solid polymer product so produced is periodically withdrawn.

Thus, there has been a continuing search to develop a coordination catalyst system, preferably a heterogeneous coordination catalyst system, which demonstrates high catalyst activity, is free of reactor fouling, produces polymer products having good resin morphology while simultaneously being very process friendly (e.g., easy to make) and inexpensive to make.

There has also been a particular need to discover compounds which are less sensitive to deactivation and/or less hazardous and still suitable as activating components in coordination catalyst systems.

It would be desirable to provide heterogeneous polymerization catalyst compositions with high catalytic activity for the production of olefinic polymers and copolymers. It would be also desirable to provide such a catalyst composition of high catalytic activity which does not require the use of aluminoxane. It would be further desirable to produce said heterogeneous catalyst compositions by a single step process. It would still further be desirable to provide a process for the polymerization of olefins, such as ethylene alone or with higher olefins or functional olefins, using said heterogeneous catalyst composition.

SUMMARY OF THE INVENTION

The present invention is directed to a new and novel catalyst composition, to a process for forming said catalyst composition and to polymerization processes utilizing said catalyst composition. More specifically, the present invention is directed to a catalyst composition formed by contacting together in an inert liquid i) at least one transition metal bidentate or tridentate complex or mixtures thereof, ii) an aluminum compound, and iii) an inorganic oxide in certain ratios.

The resultant mixture provides a catalyst composition exhibiting high catalytic activity suitable to produce high molecular weight olefinic homopolymers and copolymers including copolymers having some monomeric units composed of pendant functional groups.

The present invention partly relies on the discovery that activation of a bidentate and/or tridentate transition metal complex is very sensitive to the level of aluminum compound used according to the present invention and that said activation is induced by extremely low amounts of said compound. This has the benefit of further reducing the cost of the catalyst system and eliminates the need for expensive and difficult to handle aluminoxanes or borate activators of the prior art. In addition, the present invention partly relies on the discovery that immobilization of the transition metal complex occurs by the present process without any special impregnation step and the slurry of the present invention having the activated catalyst can be used directly or formed in situ in an olefin polymerization process.

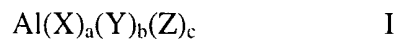
DETAILED DESCRIPTION

The present invention is directed to a catalyst composition formed of a mixture of at least one transition metal bidentate or tridentate complex or mixtures thereof, an aluminum compound and an inorganic oxide, as fully disclosed herein below. The terms "bidentate" and "tridentate", as used in this specification and the claims appended hereto, refer to compounds which are free from a cyclopentadienyl group, or a plurality of such groups, which is associated with a transition metal atom. The present catalyst composition is formed by substantially simultaneously contacting the

above components at prescribed ratios in an inert liquid to produce a catalytically active mixture.

The aluminum compounds (Component I) which are useful in the present invention can be represented by the formula:

5



wherein Al represents an aluminum atom,

10 each X independently represents a hydrocarbyl group (R) having one to twenty-four, preferably one to eight, more preferably three to five, carbon atoms as, for example, alkyl groups such as methyl, ethyl, propyl, isopropyl, butyl (all isomers), pentyl (all isomers), hexyl (all isomers), heptyl (all isomers) or octyl (all isomers); aryl such as phenyl; and alkyl substituted aryl, such as tolyl, 2,6-dimethylphenyl; and the like and mixtures thereof;

15 each Y independently represents a hydrocarbyloxy group -OR wherein R is as defined above and O represents an oxygen atom;

each Z independently represents a hydrogen or a halogen atom such as chlorine (preferred), bromine, fluorine or iodine;

20 a, b and c each represent an integer of from 0 to 3 provided the sum of a+b+c is 3. The preferred aluminum compounds have at least one hydrocarbyl group ("a" has a value of at least 1), more preferably, two hydrocarbyl groups ("a" has a value of 2), and most preferably all substituents are hydrocarbyl groups ("a" has a value of 3).

Examples of such aluminum compounds include alkyl aluminum compounds, including trialkyl aluminum compounds, such as trimethyl aluminum, triethyl
25 aluminum, triisopropyl aluminum, triisobutyl aluminum, and the like; alkyl aluminum alkoxides $[(\text{R})_a\text{Al}(\text{OR})_b]$ such as ethyl aluminum diethoxide, diisobutyl aluminum ethoxide, di(tert-butyl) aluminum butoxide, diisopropyl aluminum ethoxide, and the like; aluminum alkoxides $[\text{Al}(\text{OR})_b(\text{H})_c]$ such as aluminum ethoxide, aluminum propoxide, aluminum butoxide and the like; alkyl or aryl aluminum halide
30 $[\text{Al}(\text{R})_a(\text{X})_c]$ such as diethyl aluminum chloride, ethyl aluminum dichloride,

diisopropyl aluminum chloride and the like; aluminum halides such as aluminum trichloride, aluminum dichloride and the like; aluminum aryloxides such as aluminum phenoxide, and the like; and mixed aryl, alkyl or aryloxy, alkyl aluminum compounds. The preferred aluminum compounds have at least one hydrocarbyl group (where "a" is at least 1) and more preferably all substituents are hydrocarbyl groups (where "a" is 3). Of the hydrocarbyl groups, it is preferred that each be selected from C₁-C₅ (most preferred C₃-C₅) alkyl groups.

The aluminum compound should have at least one hydrocarbyl group ("a" is a value of 1 to 3, most preferably 3), when the bidentate or tridentate transition metal complex described below used to form the present catalyst composition has at least one ligand group L selected from a halogen atom. When all of the ligand groups, L, of the transition metal complex are selected from hydrocarbyl groups, the aluminum compound used herein may, in such instance, be composed of only hydrocarbyloxy ("b" is at least one) or halogen ("c" is at least one) or both. It is most preferred that the aluminum compound be selected from aluminum trihydrocarbyl compounds and the L groups be selected from halogens.

The second component (Component II) required to form the present catalyst composition is an inorganic oxide particulate selected from silica, alumina, magnesia, titania, zirconia, chromia or aluminaphosphate or mixtures thereof with silica or alumina being preferred and silica being most preferred. The particulate should have a surface area in the range of from about 10 m²/g to about 1000 m²/g (BET nitrogen porosimetry) with from about 100 to about 800 m²/g being preferred and from about 200 to about 600 m²/g being most preferred. The pore volume of the particles may range from about 0.1 cc/g to about 3 cc/g (nitrogen absorption) with from about 0.2 to about 2 cc/g being preferred. The particle size of inorganic oxide may range from about 0.1 μ to about 200 μ.

Although the inorganic oxide is substantially free from absorbed water, it should have residual hydroxyl groups on its surface in from 0.01 to 12 mmol/g, preferably from 0.1 to 5 mmol/g and most preferably from 0.5 to 4 mmol/g. The hydroxyl functionality can be determined by the technique of Fourier Transform

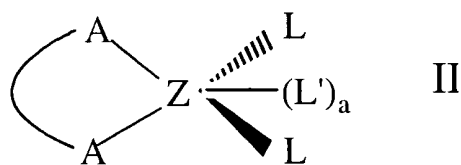
Infrared Spectroscopy, as described by Griffiths et al 83, Chemical Analysis 544, Wiley Interscience (1986).

The inorganic oxide may have an associated volatile component such as a low boiling liquid. The total volatile of the inorganic oxide may range from about 0.1 to about 10 weight percent (the total volatile is determined by weight loss after heating a sample at a rate of 10°C/min until it attains 955°C and then calcining at 1750°F (955°C) for 40 minutes). The preferred inorganic oxide is selected from silica or alumina having low total volatile content ranging from 0.1 to about 4 weight percent with from about 0.5 to about 3 weight percent being most preferred. Such low total volatile content can be achieved by calcining the inorganic oxide at elevated temperatures prior to use. It has been found that the preferred inorganic oxides with low total volatile content provide highly active catalyst composition when utilized according to the present invention. Further, such inorganic oxides do not promote unwanted exothermic reaction with the aluminum compounds as is commonly encountered when the volatile content is high and mainly composed of water.

The aluminum compound and the silica should be introduced into the mixture in a ratio of from 0.001 mmol to 2.1 mmol of Al per gram of inorganic oxide (e.g. SiO₂ or Al₂O₃), preferably from about 0.01 to about 1.9 mmol, more preferably from 0.01 to 1.5 mmol, and most preferably from 0.01 to about 1 mmol Al per gram of inorganic oxide (e.g., SiO₂ or Al₂O₃, as appropriate).

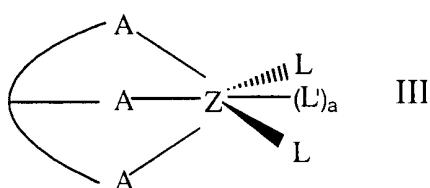
The catalyst composition of the present invention is formed with at least one bidentate late transition metal complex or at least one tridentate late transition metal complex or a mixture of said complexes (Component III). Such complexes, as employed to form the present catalyst composition, can be viewed as a non-metallocene, non-constrained geometry neutral transition metal complex and as a pre-catalyst component of the subject application.

The bidentate pre-catalyst complexes can be generically represented by the formula:



and the tridentate pre-catalyst complexes can be generically represented by the formula:

5



wherein in each of formulas II and III above:

each A independently represents at least one of oxygen, sulfur, phosphorous or nitrogen, and preferably represents oxygen or nitrogen or a combination thereof, and most preferably each A in II and at least two A's of III represent nitrogen;

“a” is an integer of 0, 1 or 2 which represents the number of (L') groups bound to Z, the value of “a” being dependent on the oxidation state of Z and whether a particular A-Z bond is dative or covalent, and if covalent whether it is a single or double bond;

Z represents at least one of Group 3 to 10 transition metals of the Periodic Table, preferably transition metals selected from Fe, Co, Ni, Ru, Rh, Pd, Os, Ir, Pt in the +2 (a=0) or +3 (a=1) oxidation state or Ti, V, Cr, Mn, Zr, Hf in the +2 (a=0), +3 (a=1) or +4 (a=2) oxidation states, more preferably a Group 4 to 7 late transition metal selected from iron, cobalt, nickel or palladium and most preferably iron or cobalt;

and each L and L' (when present) independently represents a ligand selected from the group of hydrogen, halo, and hydrocarbon based radical or group associated through a covalent or dative bond to Z, or both L groups together represent a hydrocarbon based radical, preferably a C₃ to C₂₄ hydrocarbylene group, associated through a covalent or dative bond to Z, and which, together with Z, constitute a ring or

fused ring structure, typically a 3 to 7, preferably 4 to 7 member heterocyclic ring structure when the line joining A to Z represents a covalent bond.

As used herein, the term "hydrocarbon-based radical or group" denotes a radical or group having a carbon atom directly attached to the remainder of the molecule and having a predominantly hydrocarbon character within the context of this invention. Moreover, in this context the terms "group" and "radical" are used interchangeably. Such radicals include the following:

- (1) Hydrocarbon radicals; that is, aliphatic radicals, aromatic- and alicyclic-substituted radicals, and the like, of the type known to those skilled in art.
- (2) Substituted hydrocarbon radicals; that is, radicals containing pendant non-hydrocarbon substituents, that in the context of this invention, do not alter the predominantly hydrocarbon character of the radical or constitute a poison for the pre-catalyst. Those skilled in the art will be aware of suitable substituents; examples are halo, nitro, hydroxy, alkoxy, carbalkoxy, and alkythio.
- (3) Hetero radicals; that is, radicals which, while predominantly hydrocarbon in character within the context of this invention, contain atoms other than carbon present as a member of the linear structure of a chain or ring otherwise composed of carbon atoms. Suitable hetero atoms will be apparent to those skilled in the art and include, for example, nitrogen, oxygen and sulfur.

In general, no more than three substituents or hetero atoms, and preferably no more than one, will be present for each 10 carbon atoms in the hydrocarbon based radical.

More specifically, the hydrocarbon based radical or group of L and L' can be substituted or unsubstituted, cyclic or non-cyclic, linear or branched, aliphatic, aromatic, or mixed aliphatic and aromatic including hydrocarbyl, hydrocarbylene, hydrocarbyloxy, hydrocarbylsilyl, hydrocarbylamino, and hydrocarbylsiloxy radicals having up to 50 non-hydrogen atoms. The preferred L and L' groups are independently selected from halo, hydrocarbyl, and substituted hydrocarbyl radicals. More specifically, the halo group may be chloro, bromo, or fluoro with chloro being preferred. The hydrocarbon based radical may typically contain from 1 to about 24

carbon atoms, preferably from 1 to about 12 carbon atoms and the substituent group is preferably a halogen atom.

The lines joining each A to each other A represent a hydrocarbon based radical, (typically a C₂ to C₉₀ (e.g., C₂ to C₂₀) preferably C₃ to C₃₀ (e.g., C₃ to C₁₂) hydrocarbon based radical, such as a hydrocarbylene radical providing a ring or fused ring hydrocarbylene structure or substituted hydrocarbylene structure. Portions of the structure may be comprised of carbon-carbon double bonds, carbon-carbon single bonds, carbon-A atom double bonds and carbon-A atom single bonds.

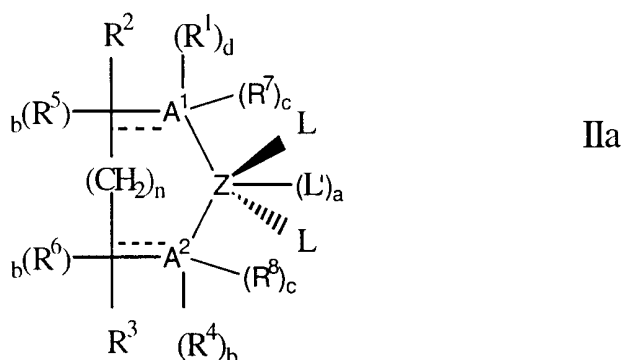
Typically, for the bidentate and tridentate transition metal complexes, A, Z and the carbons includable in the lines connecting the (A) groups collectively can be joined to typically make a 4 to 7, preferably 5 to 7 member ring structures.

The bonds between each A atom of the pre-catalyst and the transition metal Z and between L and Z can be either dative or covalent. Dative bonds merely represent a relationship between an electron rich A atom and the metal Z whereby the electron density of the metal is increased by providing electrons to the empty orbitals of the metal and do not induce any change in the oxidation state of the metal Z. Similar considerations apply to the relationship between Z and L.

The above described bidentate and tridentate pre-catalyst compounds from which the subject catalyst is derived are known. The disclosure of such components and the methods of forming the same have been described in various publications, including PCT Pub. Nos. WO 96/23010; WO 99/46302; WO 99/46303; and WO 99/46304; U. S. Patent Nos. 5,880,241; 5,880,323; 5,866,663; 5,886,224; and 5,891,963; Journal of the American Chemical Society (JACS) 1998, 120, 6037-6046, JACS 1995, 117, 6414-6415 and Supplemental Teachings; JACS 1996, 118, 1518; Macromol. Rapid Commun. 19, 31-34 (1998); Caltech Highlights 1997, 65-66; Chem Week 4/29/98, 72; C&EN 4/13/98, 11-12; JACS 1998, 120, 4049-4050; Japanese Patent Application 02-078,663, and Angew. Chem. Int. Ed. 1999, vol 38, pp 428-447, The Search for New-Generation Olefin Polymerization Catalysts: Life Beyond Metallocenes. The teaching of each of the above cited references are incorporated herein in its entirety by reference.

In formulas II and III, each L and L' group is preferably a halogen atom, an unsubstituted hydrocarbyl or a hydrocarbyloxy group. The most preferred compounds are those having each L being halogen.

5 Preferred bidentate pre-catalyst complexes may, for example be represented as compounds of the formula:



10 wherein

n is an integer which can vary from 0 to 3, preferably 0 or 1;

a, b, c, and d each independently represents a 1 or 0 to indicate whether its associated L or R group is present (1) or not (0);

15 R^1 and R^4 are each independently selected from an unsubstituted or substituted C_1 - C_{20} , preferably C_3 - C_{20} hydrocarbyl, such as alkyl, aryl, alkaryl or aralkyl group, as for example, i-propyl; t-butyl; 2,4,6-trimethylphenyl; 2-methylphenyl; 2,6-diisopropylphenyl; their fluorinated derivatives and the like; or with adjacent groups, together, may represent a C_3 - C_{20} hydrocarbylene group;

20 R^2 , R^3 , R^5 , R^6 , R^7 , and R^8 are each independently selected from hydrogen, an unsubstituted or substituted C_1 - C_{20} hydrocarbyl group such as an alkyl, aryl, alkaryl or aralkyl group, as for example, methyl, ethyl, i-propyl, butyl (all isomers), phenyl, toluyl, 2,6-diisopropylphenyl and the like; or any R groups and adjacent carbon atoms, such as R^2 and R^3 , taken together can provide an unsubstituted or substituted C_3 - C_{20} ring forming hydrocarbylene group, such as hexylene, 1,8-naphthylene and the like.

Z, A and each L and L' are as defined above in connection with Formula II. It is preferred that Z be selected from nickel or palladium and that each L and L' be independently selected from chlorine, bromine, iodine or a C₁-C₈ (more preferably C₁-C₄) alkyl. The bonds depicted by a dotted line signify the possibility that the atoms bridged by said dotted line may be bridged by a single or double bond.

It will be understood that the particular identity of b, c, and d in Formula II will be dependent on (i) the identity of Z, (ii) the identity of heteroatom A, (iii) whether the bond between heteroatom A and its adjacent ring carbon is single or double, and (iv) whether the bond between heteroatom A and Z is dative or covalent.

More specifically, when A¹ in Formula IIa is nitrogen it will always have at least 3 available vacancies for bonding. If the bond between such N and its adjacent ring carbon is a double covalent bond, the b for R⁵ will be zero, and only one further vacancy will be available in the N for either a covalent bond with Z, in which case c and d are zero, or if the bond with Z is dative, the N can covalently bond with its associated R¹ or R⁷ group in which case either d or c is 1. Similarly, if the bonds between the N and the adjacent ring carbon and between N and Z are single covalent, the b of R⁵ can be 1, and either d or the c of R⁷ will be 1. Alternatively if the bond between N and Z is dative in this scenario, both d, and the c of R⁷ can be 1.

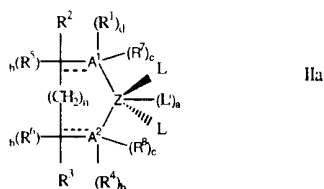
The above rules are modified when A¹ in Formula IIa is oxygen because oxygen has only 2 available vacancies rather than the 3 vacancies for N. Thus, when A¹ is oxygen and is double covalently bonded to the adjacent ring carbon, the bond between A¹ and Z will be dative and b of R⁵, c of R⁷ and d will be 0. If such double bond is replaced by a single bond, the b of R⁵ can be 1 and either the bond between A¹ and Z is single covalent, in which case c of R⁷ and d are both 0, or if dative, either c of R⁷ or d can be 1.

The vacancy rules when A¹ is sulfur are the same as for A¹ being oxygen. Phosphorous typically has 3 available vacancies for 3 single covalent bonds or 1 double covalent bond and 1 single covalent bond. Phosphorous will typically not covalently bond with Z, its association with Z being that of a dative bond.

Similar considerations to those described above for A¹ apply in respect to A² of Formula IIa and in respect to all A groups and a, b, c, of Formula IIIa discussed hereinafter.

5 Illustrative of bidentate pre-catalyst compounds which are useful in providing the catalyst composition of the present invention are compounds of IIa having the following combination of groups:

Table I



10

#	n	R ¹ /R ⁴	R ² /R ³	R ⁵ /R ⁶	A ¹	A ²	L ¹	L ²	a	b	c	d	Z
1	0	2,6-iPr ₂ Ph	Me	N/A	N	N	Me	e	0	0	0	1	Pd
2	0	2,6-iPr ₂ Ph	Me	N/A	N	N	Me	Me	0	0	0	1	Pd
3	0	2,6-iPr ₂ Ph	Me	N/A	N	N	Me	Br	0	0	0	1	Pd
4	0	2,6-iPr ₂ Ph	Me	N/A	N	N	Me	Cl	0	0	0	1	Pd
5	0	2,6-iPr ₂ Ph	Me	N/A	N	N	Br	Br	0	0	0	1	Pd
6	0	2,6-iPr ₂ Ph	Me	N/A	N	N	Cl	Cl	0	0	0	1	Pd
7	0	2,6-iPr ₂ Ph	Me	N/A	N	N	Br	Br	0	0	0	1	Ni
8	0	2,6-iPr ₂ Ph	Me	N/A	N	N	Cl	Cl	0	0	0	1	Ni
9	0	2,6-iPr ₂ Ph	Me	N/A	N	N	Me	Me	0	0	0	1	Ni
10	0	2,6-iPr ₂ Ph	Me	N/A	N	N	Me	Br	0	0	0	1	Ni
11	0	2,6-iPr ₂ Ph	Me	N/A	N	N	Me	Cl	0	0	0	1	Ni
12	0	2,6-Me ₂ Ph	Me	N/A	N	N	Me	e	0	0	0	1	Pd
13	0	2,6-Me ₂ Ph	Me	N/A	N	N	Me	Me	0	0	0	1	Pd
14	0	2,6-Me ₂ Ph	Me	N/A	N	N	Me	Br	0	0	0	1	Pd
15	0	2,6-Me ₂ Ph	Me	N/A	N	N	Me	Cl	0	0	0	1	Pd
16	0	2,6-Me ₂ Ph	Me	N/A	N	N	Br	Br	0	0	0	1	Pd
17	0	2,6-Me ₂ Ph	Me	N/A	N	N	Cl	Cl	0	0	0	1	Pd
18	0	2,6-iPr ₂ Ph	H	N/A	N	N	Me	e	0	0	0	1	Pd
19	0	2,6-iPr ₂ Ph	H	N/A	N	N	Me	Me	0	0	0	1	Pd
20	0	2,6-iPr ₂ Ph	H	N/A	N	N	Me	Br	0	0	0	1	Pd
21	0	2,6-iPr ₂ Ph	H	N/A	N	N	Me	Cl	0	0	0	1	Pd
22	0	2,6-iPr ₂ Ph	H	N/A	N	N	Br	Br	0	0	0	1	Pd
23	0	2,6-iPr ₂ Ph	H	N/A	N	N	Cl	Cl	0	0	0	1	Pd
24	0	2,6-iPr ₂ Ph	H	N/A	N	N	Br	Br	0	0	0	1	Ni
25	0	2,6-iPr ₂ Ph	H	N/A	N	N	Cl	Cl	0	0	0	1	Ni
26	0	2,6-iPr ₂ Ph	H	N/A	N	N	Me	Me	0	0	0	1	Ni
27	0	2,6-iPr ₂ Ph	H	N/A	N	N	Me	Br	0	0	0	1	Ni

28	0	2,6-iPr ₂ Ph	H	N/A	N	N	Me	Cl	0	0	0	1	Ni
29	0	2,6-iPr ₂ Ph	An	N/A	N	N	Me	e	0	0	0	1	Pd
30	0	2,6-iPr ₂ Ph	An	N/A	N	N	Me	Me	0	0	0	1	Pd
31	0	2,6-iPr ₂ Ph	An	N/A	N	N	Me	Br	0	0	0	1	Pd
32	0	2,6-iPr ₂ Ph	An	N/A	N	N	Me	Cl	0	0	0	1	Pd
33	0	2,6-iPr ₂ Ph	An	N/A	N	N	Br	Br	0	0	0	1	Pd
34	0	2,6-iPr ₂ Ph	An	N/A	N	N	Cl	Cl	0	0	0	1	Pd
35	0	2,6-iPr ₂ Ph	An	N/A	N	N	Br	Br	0	0	0	1	Ni
36	0	2,6-iPr ₂ Ph	An	N/A	N	N	Cl	Cl	0	0	0	1	Ni
37	0	2,6-iPr ₂ Ph	An	N/A	N	N	Me	Me	0	0	0	1	Ni
38	0	2,6-iPr ₂ Ph	An	N/A	N	N	Me	Br	0	0	0	1	Ni
39	0	2,6-iPr ₂ Ph	An	N/A	N	N	Me	Cl	0	0	0	1	Ni
40	0	2,6-Me ₂ Ph	An	N/A	N	N	Me	e	0	0	0	1	Pd
41	0	2,6-Me ₂ Ph	An	N/A	N	N	Me	Me	0	0	0	1	Pd
42	0	2,6-Me ₂ Ph	An	N/A	N	N	Me	Br	0	0	0	1	Pd
43	0	2,6-Me ₂ Ph	An	N/A	N	N	Me	Cl	0	0	0	1	Pd
44	0	2,6-Me ₂ Ph	An	N/A	N	N	Br	Br	0	0	0	1	Pd
45	0	2,6-Me ₂ Ph	An	N/A	N	N	Cl	Cl	0	0	0	1	Pd
46	0	2,6-Me ₂ Ph	H	N/A	N	N	Me	e	0	0	0	1	Pd
47	0	2,6-Me ₂ Ph	H	N/A	N	N	Me	Me	0	0	0	1	Pd
48	0	2,6-Me ₂ Ph	H	N/A	N	N	Me	Br	0	0	0	1	Pd
49	0	2,6-Me ₂ Ph	H	N/A	N	N	Me	Cl	0	0	0	1	Pd
50	0	2,6-Me ₂ Ph	H	N/A	N	N	Br	Br	0	0	0	1	Pd
51	0	2,6-Me ₂ Ph	H	N/A	N	N	Cl	Cl	0	0	0	1	Pd
52	0	2,6-Me ₂ Ph	Me	N/A	N	N	Br	Br	0	0	0	1	Ni
53	0	2,6-Me ₂ Ph	Me	N/A	N	N	Cl	Cl	0	0	0	1	Ni
54	0	2,6-Me ₂ Ph	Me	N/A	N	N	Me	Me	0	0	0	1	Ni
55	0	2,6-Me ₂ Ph	Me	N/A	N	N	Me	Br	0	0	0	1	Ni
56	0	2,6-Me ₂ Ph	Me	N/A	N	N	Me	Cl	0	0	0	1	Ni
57	0	2,4,6-Me ₃ Ph	Me	N/A	N	N	Me	e	0	0	0	1	Pd
58	0	2,4,6-Me ₃ Ph	Me	N/A	N	N	Me	Me	0	0	0	1	Pd
59	0	2,4,6-Me ₃ Ph	Me	N/A	N	N	Me	Br	0	0	0	1	Pd
60	0	2,4,6-Me ₃ Ph	Me	N/A	N	N	Me	Cl	0	0	0	1	Pd
61	0	2,4,6-Me ₃ Ph	Me	N/A	N	N	Br	Br	0	0	0	1	Pd
62	0	2,4,6-Me ₃ Ph	Me	N/A	N	N	Cl	Cl	0	0	0	1	Pd
63	0	2,4,6-Me ₃ Ph	Me	N/A	N	N	Br	Br	0	0	0	1	Ni
64	0	2,4,6-Me ₃ Ph	Me	N/A	N	N	Cl	Cl	0	0	0	1	Ni
65	0	2,4,6-Me ₃ Ph	Me	N/A	N	N	Me	Me	0	0	0	1	Ni
66	0	2,4,6-Me ₃ Ph	Me	N/A	N	N	Me	Br	0	0	0	1	Ni
67	0	2,4,6-Me ₃ Ph	Me	N/A	N	N	Me	Cl	0	0	0	1	Ni
68	0	2,4,6-Me ₃ Ph	H	N/A	N	N	Me	e	0	0	0	1	Pd
69	0	2,4,6-Me ₃ Ph	H	N/A	N	N	Me	Me	0	0	0	1	Pd
70	0	2,4,6-Me ₃ Ph	H	N/A	N	N	Me	Br	0	0	0	1	Pd
71	0	2,4,6-Me ₃ Ph	H	N/A	N	N	Me	Cl	0	0	0	1	Pd
72	0	2,4,6-Me ₃ Ph	H	N/A	N	N	Br	Br	0	0	0	1	Pd
73	0	2,4,6-Me ₃ Ph	H	N/A	N	N	Cl	Cl	0	0	0	1	Pd
74	0	2,4,6-Me ₃ Ph	H	N/A	N	N	Br	Br	0	0	0	1	Ni
75	0	2,4,6-Me ₃ Ph	H	N/A	N	N	Cl	Cl	0	0	0	1	Ni
76	0	2,4,6-Me ₃ Ph	H	N/A	N	N	Me	Me	0	0	0	1	Ni
77	0	2,4,6-Me ₃ Ph	H	N/A	N	N	Me	Br	0	0	0	1	Ni
78	0	2,4,6-Me ₃ Ph	H	N/A	N	N	Me	Cl	0	0	0	1	Ni

79	0	2,4,6-Me ₃ Ph	An	N/A	N	N	Me	e	0	0	0	1	Pd
80	0	2,4,6-Me ₃ Ph	An	N/A	N	N	Me	Me	0	0	0	1	Pd
81	0	2,4,6-Me ₃ Ph	An	N/A	N	N	Me	Br	0	0	0	1	Pd
82	0	2,4,6-Me ₃ Ph	An	N/A	N	N	Me	Cl	0	0	0	1	Pd
83	0	2,4,6-Me ₃ Ph	An	N/A	N	N	Br	Br	0	0	0	1	Pd
84	0	2,4,6-Me ₃ Ph	An	N/A	N	N	Cl	Cl	0	0	0	1	Pd
85	0	2,4,6-Me ₃ Ph	An	N/A	N	N	Br	Br	0	0	0	1	Ni
86	0	2,4,6-Me ₃ Ph	An	N/A	N	N	Cl	Cl	0	0	0	1	Ni
87	0	2,4,6-Me ₃ Ph	An	N/A	N	N	Me	Me	0	0	0	1	Ni
88	0	2,4,6-Me ₃ Ph	An	N/A	N	N	Me	Br	0	0	0	1	Ni
89	0	2,4,6-Me ₃ Ph	An	N/A	N	N	Me	Cl	0	0	0	1	Ni
90	0	Ph	j	N/A	N	N	Me	Me	0	0	0	1	Pd
91	0	Ph	Me	N/A	N	N	Me	Me	0	0	0	1	Pd
92	0	Ph	H	N/A	N	N	Me	Me	0	0	0	1	Pd
93	0	Ph	An	N/A	N	N	Me	Me	0	0	0	1	Pd
94	0	Ph	j	N/A	N	N	Me	Cl	0	0	0	1	Pd
95	0	Ph	Me	N/A	N	N	Me	Cl	0	0	0	1	Pd
96	0	Ph	H	N/A	N	N	Me	Cl	0	0	0	1	Pd
97	0	Ph	An	N/A	N	N	Me	Cl	0	0	0	1	Pd
98	0	2-PhPh	j	N/A	N	N	Me	Me	0	0	0	1	Pd
99	0	2-PhPh	Me	N/A	N	N	Me	Me	0	0	0	1	Pd
100	0	2-PhPh	H	N/A	N	N	Me	Me	0	0	0	1	Pd
101	0	2-PhPh	An	N/A	N	N	Me	Me	0	0	0	1	Pd
102	0	2-PhPh	j	N/A	N	N	Me	Cl	0	0	0	1	Pd
103	0	2-PhPh	Me	N/A	N	N	Me	Cl	0	0	0	1	Pd
104	0	2-PhPh	H	N/A	N	N	Me	Cl	0	0	0	1	Pd
105	0	2-PhPh	An	N/A	N	N	Me	Cl	0	0	0	1	Pd
106	0	2,6-EtPh	j	N/A	N	N	Me	Me	0	0	0	1	Pd
107	0	2,6-EtPh	Me	N/A	N	N	Me	Me	0	0	0	1	Pd
108	0	2,6-EtPh	H	N/A	N	N	Me	Me	0	0	0	1	Pd
109	0	2,6-EtPh	An	N/A	N	N	Me	Me	0	0	0	1	Pd
110	0	2,6-EtPh	j	N/A	N	N	Me	Cl	0	0	0	1	Pd
111	0	2,6-EtPh	Me	N/A	N	N	Me	Cl	0	0	0	1	Pd
112	0	2,6-EtPh	H	N/A	N	N	Me	Cl	0	0	0	1	Pd
113	0	2,6-EtPh	An	N/A	N	N	Me	Cl	0	0	0	1	Pd
114	0	2-t-BuPh	j	N/A	N	N	Me	Me	0	0	0	1	Pd
115	0	2-t-BuPh	Me	N/A	N	N	Me	Me	0	0	0	1	Pd
116	0	2-t-BuPh	H	N/A	N	N	Me	Me	0	0	0	1	Pd
117	0	2-t-BuPh	An	N/A	N	N	Me	Me	0	0	0	1	Pd
118	0	2-t-BuPh	j	N/A	N	N	Me	Cl	0	0	0	1	Pd
119	0	2-t-BuPh	Me	N/A	N	N	Me	Cl	0	0	0	1	Pd
120	0	2-t-BuPh	H	N/A	N	N	Me	Cl	0	0	0	1	Pd
121	0	2-t-BuPh	An	N/A	N	N	Me	Cl	0	0	0	1	Pd
122	0	1-Np	j	N/A	N	N	Me	Me	0	0	0	1	Pd
123	0	1-Np	Me	N/A	N	N	Me	Me	0	0	0	1	Pd
124	0	1-Np	H	N/A	N	N	Me	Me	0	0	0	1	Pd
125	0	1-Np	An	N/A	N	N	Me	Me	0	0	0	1	Pd
126	0	PhMe	j	N/A	N	N	Me	Cl	0	0	0	1	Pd
127	0	PhMe	Me	N/A	N	N	Me	Cl	0	0	0	1	Pd
128	0	PhMe	H	N/A	N	N	Me	Cl	0	0	0	1	Pd
129	0	PhMe	An	N/A	N	N	Me	Cl	0	0	0	1	Pd

130	0	PhMe	j	N/A	N	N	Me	Me	0	0	0	1	Pd
131	0	PhMe	Me	N/A	N	N	Me	Me	0	0	0	1	Pd
132	0	PhMe	H	N/A	N	N	Me	Me	0	0	0	1	Pd
133	0	PhMe	An	N/A	N	N	Me	Me	0	0	0	1	Pd
134	0	PhMe	j	N/A	N	N	Me	Cl	0	0	0	1	Pd
135	0	PhMe	Me	N/A	N	N	Me	Cl	0	0	0	1	Pd
136	0	PhMe	H	N/A	N	N	Me	Cl	0	0	0	1	Pd
137	0	PhMe	An	N/A	N	N	Me	Cl	0	0	0	1	Pd
138	0	Ph ₂ Me	j	N/A	N	N	Me	Me	0	0	0	1	Pd
139	0	Ph ₂ Me	Me	N/A	N	N	Me	Me	0	0	0	1	Pd
140	0	Ph ₂ Me	H	N/A	N	N	Me	Me	0	0	0	1	Pd
141	0	Ph ₂ Me	An	N/A	N	N	Me	Me	0	0	0	1	Pd
142	0	Ph ₂ Me	j	N/A	N	N	Me	Cl	0	0	0	1	Pd
143	0	Ph ₂ Me	Me	N/A	N	N	Me	Cl	0	0	0	1	Pd
144	0	Ph ₂ Me	H	N/A	N	N	Me	Cl	0	0	0	1	Pd
145	0	Ph ₂ Me	An	N/A	N	N	Me	Cl	0	0	0	1	Pd
146	0	2,6-t-BuPh	j	N/A	N	N	Me	Me	0	0	0	1	Pd
147	0	2,6-t-BuPh	Me	N/A	N	N	Me	Me	0	0	0	1	Pd
148	0	2,6-t-BuPh	H	N/A	N	N	Me	Me	0	0	0	1	Pd
149	0	2,6-t-BuPh	An	N/A	N	N	Me	Me	0	0	0	1	Pd
150	0	2,6-t-BuPh	j	N/A	N	N	Me	Cl	0	0	0	1	Pd
151	0	2,6-t-BuPh	Me	N/A	N	N	Me	Cl	0	0	0	1	Pd
152	0	2,6-t-BuPh	H	N/A	N	N	Me	Cl	0	0	0	1	Pd
153	0	2,6-t-BuPh	An	N/A	N	N	Me	Cl	0	0	0	1	Pd
154	0	2,6-t-BuPh	H	N/A	N	N	Br	Br	0	0	0	1	Ni
155	0	2,6-t-Bu ₂ Ph	Me	N/A	N	N	Br	Br	0	0	0	1	Ni
156	0	2,6-t-Bu ₂ Ph	An	N/A	N	N	Br	Br	0	0	0	1	Ni
157	0	2,6-t-Bu ₂ Ph	H	N/A	N	N	Br	Br	0	0	0	1	Ni
158	0	2,6-t-Bu ₂ Ph	Me	N/A	N	N	Br	Br	0	0	0	1	Ni
159	0	2,6-t-Bu ₂ Ph	An	N/A	N	N	Br	Br	0	0	0	1	Ni
160	0	Ph	H	N/A	N	N	Br	Br	0	0	0	1	Ni
161	0	Ph	Me	N/A	N	N	Br	Br	0	0	0	1	Ni
162	0	Ph	An	N/A	N	N	Br	Br	0	0	0	1	Ni
163	0	2-PhPh	H	N/A	N	N	Br	Br	0	0	0	1	Ni
164	0	2-PhPh	Me	N/A	N	N	Br	Br	0	0	0	1	Ni
165	0	2-PhPh	An	N/A	N	N	Br	Br	0	0	0	1	Ni
166	0	2-iPr-6-MePh	H	N/A	N	N	Br	Br	0	0	0	1	Ni
167	0	2-iPr-6-MePh	Me	N/A	N	N	Br	Br	0	0	0	1	Ni
168	0	2-iPr-6-MePh	An	N/A	N	N	Br	Br	0	0	0	1	Ni
169	0	2,5-t-BuPh	H	N/A	N	N	Br	Br	0	0	0	1	Ni
170	0	2,5-t-BuPh	Me	N/A	N	N	Br	Br	0	0	0	1	Ni
171	0	2,5-t-BuPh	An	N/A	N	N	Br	Br	0	0	0	1	Ni
172	0	2,6-EtPh	H	N/A	N	N	Br	Br	0	0	0	1	Ni
173	0	2,6-EtPh	Me	N/A	N	N	Br	Br	0	0	0	1	Ni
174	0	2,6-EtPh	An	N/A	N	N	Br	Br	0	0	0	1	Ni
175	0	1-Np	H	N/A	N	N	Br	Br	0	0	0	1	Ni
176	0	1-Np	Me	N/A	N	N	Br	Br	0	0	0	1	Ni
177	0	1-Np	An	N/A	N	N	Br	Br	0	0	0	1	Ni
178	0	Ph	Ph	N/A	N	N	Br	Br	0	0	0	1	Ni
179	0	2,4,6-Me ₃ Ph	H	N/A	N	N	Br	Br	0	0	0	1	Ni
180	0	2,4,6-Me ₃ Ph	Me	N/A	N	N	Br	Br	0	0	0	1	Ni

181	0	2,4,6-Me ₃ Ph	An	N/A	N	N	Br	Br	0	0	0	1	Ni
182	0	2,4,6-Me ₃ Ph	Ph	N/A	N	N	Br	Br	0	0	0	1	Ni
183	1	2,6-Pr ₂ Pr	H	H	N	N	Cl	Cl	0	0	0	1	SY
184	2	2,6-Pr ₂ Pr	H	H	N	N	Cl	Cl	0	0	0	1	SY
185	3	2,6-Pr ₂ Pr	H	H	N	N	Cl	Cl	0	0	0	1	SY
186	1	2,6-Pr ₂ Pr	Me	Me	N	N	Cl	Cl	0	0	0	1	SY
187	2	2,6-Pr ₂ Pr	Me	Me	N	N	Cl	Cl	0	0	0	1	SY
188	3	2,6-Pr ₂ Pr	Me	Me	N	N	Cl	Cl	0	0	0	1	SY
189	1	2,6-Me ₂ Ph	H	H	N	N	Cl	Cl	0	0	0	1	SY
190	2	2,6-Me ₂ Ph	H	H	N	N	Cl	Cl	0	0	0	1	SY
191	3	2,6-Me ₂ Ph	H	H	N	N	Cl	Cl	0	0	0	1	SY
192	1	2,6-Me ₂ Ph	Me	Me	N	N	Cl	Cl	0	0	0	1	SY
193	2	2,6-Me ₂ Ph	Me	Me	N	N	Cl	Cl	0	0	0	1	SY
194	3	2,6-Me ₂ Ph	Me	Me	N	N	Cl	Cl	0	0	0	1	SY
195	1	2,4,6-Me ₃ Ph	H	H	N	N	Cl	Cl	0	0	0	1	SY
196	2	2,4,6-Me ₃ Ph	H	H	N	N	Cl	Cl	0	0	0	1	SY
197	3	2,4,6-Me ₃ Ph	H	H	N	N	Cl	Cl	0	0	0	1	SY
198	1	2,4,6-Me ₃ Ph	Me	Me	N	N	Cl	Cl	0	0	0	1	SY
199	2	2,4,6-Me ₃ Ph	Me	Me	N	N	Cl	Cl	0	0	0	1	SY
200	3	2,4,6-Me ₃ Ph	Me	Me	N	N	Cl	Cl	0	0	0	1	SY
*201	1	2,6-iPr ₂ Ph	H	H	N	N	Cl	Cl	1	0	0	1	CMW
202	2	2,6-iPr ₂ Ph	H	H	N	N	Cl	Cl	1	0	0	1	CMW
203	3	2,6-iPr ₂ Ph	H	H	N	N	Cl	Cl	1	0	0	1	CMW
204	1	2,6-iPrPh	Me	Me	N	N	Cl	Cl	1	0	0	1	CMW
205	2	2,6-iPrPh	Me	Me	N	N	Cl	Cl	1	0	0	1	CMW
206	3	2,6-iPrPh	Me	Me	N	N	Cl	Cl	1	0	0	1	CMW
207	1	2,6,Me ₂ Ph	H	H	N	N	Cl	Cl	1	0	0	1	CMW
208	2	2,6,Me ₂ Ph	H	H	N	N	Cl	Cl	1	0	0	1	CMW
209	3	2,6,Me ₂ Ph	H	H	N	N	Cl	Cl	1	0	0	1	CMW
210	1	2,6,Me ₂ Ph	Me	Me	N	N	Cl	Cl	1	0	0	1	CMW
211	2	2,6,Me ₂ Ph	Me	Me	N	N	Cl	Cl	1	0	0	1	CMW
212	3	2,6,Me ₂ Ph	Me	Me	N	N	Cl	Cl	1	0	0	1	CMW
213	1	2,4,6-Me ₃ Ph	H	H	N	N	Cl	Cl	1	0	0	1	CMW
214	2	2,4,6-Me ₃ Ph	H	H	N	N	Cl	Cl	1	0	0	1	CMW
215	3	2,4,6-Me ₃ Ph	H	H	N	N	Cl	Cl	1	0	0	1	CMW
216	1	2,4,6-Me ₃ Ph	Me	Me	N	N	Cl	Cl	1	0	0	1	CMW
217	2	2,4,6-Me ₃ Ph	Me	Me	N	N	Cl	Cl	1	0	0	1	CMW
218	3	2,4,6-Me ₃ Ph	Me	Me	N	N	Cl	Cl	1	0	0	1	CMW
219	1	2,6-iPr ₂ Ph	H	H	N	N	Cl	Cl	1	0	0	1	TZH
220	2	2,6-iPr ₂ Ph	H	H	N	N	Cl	Cl	1	0	0	1	TZH
221	3	2,6-iPr ₂ Ph	H	H	N	N	Cl	Cl	1	0	0	1	TZH
222	1	2,6-iPr ₂ Ph	Me	Me	N	N	Cl	Cl	1	0	0	1	TZH
223	2	2,6-iPr ₂ Ph	Me	Me	N	N	Cl	Cl	1	0	0	1	TZH
224	3	2,6-iPr ₂ Ph	Me	Me	N	N	Cl	Cl	1	0	0	1	TZH
225	1	2,6-Me ₂ Ph	H	H	N	N	Cl	Cl	1	0	0	1	TZH
226	2	2,6-Me ₂ Ph	H	H	N	N	Cl	Cl	1	0	0	1	TZH
227	3	2,6-Me ₂ Ph	H	H	N	N	Cl	Cl	1	0	0	1	TZH
228	1	2,6-Me ₂ Ph	Me	Me	N	N	Cl	Cl	1	0	0	1	TZH
229	2	2,6-Me ₂ Ph	Me	Me	N	N	Cl	Cl	1	0	0	1	TZH
230	3	2,6-Me ₂ Ph	Me	Me	N	N	Cl	Cl	1	0	0	1	TZH
231	1	2,4,6-Me ₃ Ph	H	H	N	N	Cl	Cl	1	0	0	1	TZH

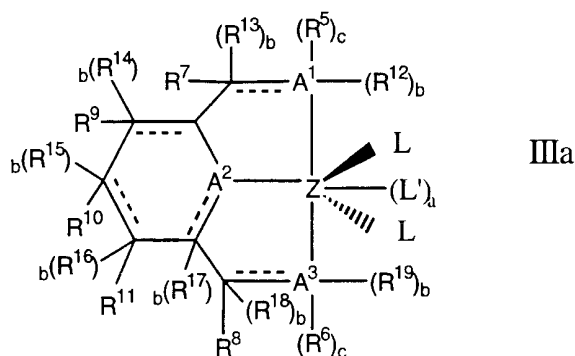
232	2	2,4,6-Me ₃ Ph	H	H	N	N	Cl	Cl	1	0	0	1	TZH
233	3	2,4,6-Me ₃ Ph	H	H	N	N	Cl	Cl	1	0	0	1	TZH
234	1	2,4,6-Me ₃ Ph	Me	Me	N	N	Cl	Cl	1	0	0	1	TZH
235	2	2,4,6-Me ₃ Ph	Me	Me	N	N	Cl	Cl	1	0	0	1	TZH
236	3	2,4,6-Me ₃ Ph	Me	Me	N	N	Cl	Cl	1	0	0	1	TZH

e=the group (CH₂)₃CO₂Me

*L' is Cl for #'s 201 to 236

Note - In Table I, above, the following convention and abbreviations are used.
 For R¹ and R⁴, when a substituted phenyl ring is present, the amount of substitution is indicated by the number of numbers indicating positions on the phenyl ring, as, for example, 2,6-iPr₂Ph represents 2,6-diisopropyl phenyl; iPr = isopropyl; Pr=propyl; Me = methyl; Et = ethyl; t-Bu = tert-butyl; Ph = phenyl; Np = naphthyl; An = 1,8-naphthalene; j is the group -C(Me)₂-CH₂-C(Me)₂-; and e is the group (CH₂)₃CO₂Me-,
 SY = Sc or Y; CMW = Cr, Mo or W; TZH = Ti, Zr, or Hf and N/A = not applicable.

The typical tridentate pre-catalyst compounds may, for example, be represented by the formula:



wherein:

R⁵ and R⁶ are each independently selected from hydrogen, or an unsubstituted or substituted aryl group wherein said substitution is an alkyl or a functional hetero group which is inert with respect to the contemplated polymerization;

R⁷ and R⁸ are each independently selected from hydrogen, an unsubstituted or substituted C₁-C₂₀ (preferably C₁-C₆) hydrocarbyl as, for example, alkyl (methyl, ethyl, propyl, pentyl and the like); aryl (phenyl, tolyl and the like) or a functional group which is inert with respect to the polymerization (e.g., nitro, halo and the like);

R⁹ to R¹⁹ are each independently selected from hydrogen, an unsubstituted or substituted C₁-C₂₀ hydrocarbyl or an inert functional group, all as described above for R⁷;

5 a, b and c are each independently 0 or 1 and represent whether their associated R group is present or not;

Z is a transition metal as defined above, preferably Fe(II), Co(II) or Fe(III);

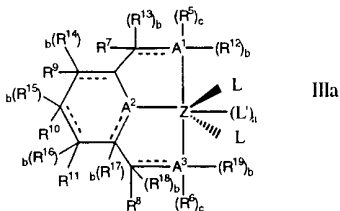
each A¹ to A³ is independently selected from an atom selected as defined in connection with A of Formula II;

10 and each L and L' is independently selected from a halogen such as chlorine, bromine, iodine or a C₁-C₈ (preferably C₁-C₅) alkyl, or any two L groups, together in combination, represent an unsubstituted or substituted, saturated or unsaturated, hydrocarbylene group which together with Z forms a cyclic group, preferably a 3 to 7, most preferably 3 to 5 member ring cyclic group.

15 Preferred compounds of III(a) are those wherein each R⁹, R¹⁰ and R¹¹ are hydrogen; b is 0, c is 1, and R⁷ and R⁸ are each independently selected from halogen, hydrogen or a C₁-C₆ alkyl, preferably each is independently selected from methyl or hydrogen; and wherein R⁵ and R⁶ of IIa are each an aryl or substituted aryl group, preferably wherein the aryl contains substitution in the 2 position, the 2,6 positions or the 2,4,6 positions which is selected from a C₁-C₆ (most preferably C₁-C₃) alkyl and
20 the remaining positions are each independently selected from hydrogen (most preferred), halogen or a C₁-C₆ (preferably C₁-C₃) alkyl.

Illustrative examples of tridentate pre-catalyst compounds which are useful in providing the catalyst composition of the present invention are compounds of Formula IIIa having the following combination of groups shown in Table II below:

Table II



#	R ⁵ /R ⁶	R ⁷ /R ⁸	R ⁹	R ¹⁰	R ¹¹	A ¹	A ²	A ³	a	b	c	L	L'	Z
1	2,6-di-iPrPh	Me	H	H	H	N	N	N	0	0	1	*	NA	Fe
2	2,6-di-iPrPh	Me	H	H	H	N	N	N	0	0	1	*	NA	Fe
3	2-t-BuPh	Me	H	H	H	N	N	N	0	0	1	*	NA	Fe
4	Ph	Me	H	H	H	N	N	N	0	0	1	*	NA	Fe
5	2,6-di-iPrPh	Me	H	Me	H	N	N	N	0	0	1	*	NA	Fe
6	2,6-di-iPrPh	Me	H	Me	H	N	N	N	0	0	1	*	NA	Fe
7	2-t-BuPh	Me	H	Me	H	N	N	N	0	0	1	*	NA	Fe
8	Ph	Me	H	Me	H	N	N	N	0	0	1	*	NA	Fe
9	2,6-di-iPrPh	Me	Me	Me	Me	N	N	N	0	0	1	*	NA	Fe
10	2,6-di-iPrPh	Me	Me	Me	Me	N	N	N	0	0	1	*	NA	Fe
11	2-t-BuPh	Me	Me	Me	Me	N	N	N	0	0	1	*	NA	Fe
12	Ph	Me	Me	Me	Me	N	N	N	0	0	1	*	NA	Fe
13	2,4,6-Me ₃ Ph	Me	H	H	H	N	N	N	0	0	1	*	NA	Fe
14	2,3,4,5,6-Me ₅ Ph	Me	H	H	H	N	N	N	0	0	1	*	NA	Fe
15	(2-t-BuMe ₂ Sil)Bz	Me	H	H	H	N	N	N	0	0	1	*	NA	Fe
16	(2-Me ₃ Sil)Bz	Me	H	H	H	N	N	N	0	0	1	*	NA	Fe
17	(2-PhMe ₂ Sil)Bz	Me	H	H	H	N	N	N	0	0	1	*	NA	Fe
18	(2-PhMeSil)Bz	Me	H	H	H	N	N	N	0	0	1	*	NA	Fe
19	(2-Me ₂ Sil)Bz	Me	H	H	H	N	N	N	0	0	1	*	NA	Fe
20	2,6-di-iPrPh	Me	H	H	H	N	N	N	0	0	1	*	NA	Co
21	2,6-di-iPrPh	Me	H	H	H	N	N	N	0	0	1	*	NA	Co
22	2-t-BuPh	Me	H	H	H	N	N	N	0	0	1	*	NA	Co
23	Ph	Me	H	H	H	N	N	N	0	0	1	*	NA	Co
24	2,6-di-iPrPh	Me	H	Me	H	N	N	N	0	0	1	*	NA	Co
25	2,6-di-iPrPh	Me	H	Me	H	N	N	N	0	0	1	*	NA	Co
26	2-t-BuPh	Me	H	Me	H	N	N	N	0	0	1	*	NA	Co
27	Ph	Me	H	Me	H	N	N	N	0	0	1	*	NA	Co
28	2,6-di-iPrPh	Me	Me	Me	Me	N	N	N	0	0	1	*	NA	Co
29	2,6-di-iPrPh	Me	Me	Me	Me	N	N	N	0	0	1	*	NA	Co
30	2-t-BuPh	Me	Me	Me	Me	N	N	N	0	0	1	*	NA	Co
31	Ph	Me	Me	Me	Me	N	N	N	0	0	1	*	NA	Co
32	2,4,6-(Me) ₃ Ph	Me	H	H	H	N	N	N	0	0	1	*	NA	Co
33	2,3,4,5,6-	Me	H	H	H	N	N	N	0	0	1	*	NA	Co

	(Me) ₅ Ph														
34	(2-t-BuMe ₂ Sil)Bz	Me	H	H	H	N	N	N	0	0	1	*	NA	Co	
35	2-MePh	Me	H	H	H	N	N	N	0	0	1	*	NA	Fe	
36	(2-Me ₃ Sil)Bz	Me	H	H	H	N	N	N	0	0	1	*	NA	Co	
37	(2-PhMe ₂ Sil)Bz	Me	H	H	H	N	N	N	0	0	1	*	NA	Co	
38	(2-PhMeSil)Bz	Me	H	H	H	N	N	N	0	0	1	*	NA	Co	
39	(2-Me ₃ Sil)Bz	Me	H	H	H	O	N	0	0	0	0	*	NA	Co	
40	NA	Me	H	H	H	O	N	0	0	0	0	*	NA	Fe	
41	NA	Me	H	Me	H	O	N	0	0	0	0	*	NA	Fe	
42	NA	i-Pr	H	H	H	O	N	0	0	0	0	*	NA	Fe	
43	NA	i-Pr	H	Me	H	O	N	0	0	0	0	*	NA	Fe	
44	NA	i-Pr	Me	Me	Me	O	N	0	0	0	0	*	NA	Fe	
45	NA	Ph	H	H	H	O	N	0	0	0	0	*	NA	Fe	
46	NA	Ph	H	Me	H	O	N	0	0	0	0	*	NA	Fe	
47	NA	Me	H	H	H	O	N	0	0	0	0	*	NA	Co	
48	NA	Me	H	Me	H	O	N	0	0	0	0	*	NA	Co	
49	NA	i-Pr	H	H	H	O	N	0	0	0	0	*	NA	Co	
50	NA	i-Pr	H	Me	H	O	N	0	0	0	0	*	NA	Co	
51	NA	i-Pr	Me	Me	Me	O	N	0	0	0	0	*	NA	Co	
52	NA	Ph	H	H	H	O	N	0	0	0	0	*	NA	Co	
53	NA	Ph	H	Me	H	O	N	0	0	0	0	*	NA	Co	
54	2,6-iPr ₂ Ph	Me	H	F	H	N	N	N	1	0	1	Cl	Cl	VNT	
55	2,6-iPr ₂ Ph	Me	H	Cl	H	N	N	N	1	0	1	Cl	Cl	VNT	
56	2,6-iPr ₂ Ph	Me	H	Br	H	N	N	N	1	0	1	Cl	Cl	VNT	
57	2,6-iPr ₂ Ph	Me	H	I	H	N	N	N	1	0	1	Cl	Cl	VNT	
58	2,6-iPr ₂ Ph	Me	H	H	H	N	N	N	1	0	1	Cl	Cl	VNT	
59	2,6-iPr ₂ Ph	Me	H	H	H	N	N	N	1	0	1	Cl	Cl	VNT	
60	2,6-iPr ₂ Ph	H	H	F	H	N	N	N	1	0	1	Cl	Cl	VNT	
61	2,6-iPr ₂ Ph	H	H	Cl	H	N	N	N	1	0	1	Cl	Cl	VNT	
62	2,6-iPr ₂ Ph	H	H	Br	H	N	N	N	1	0	1	Cl	Cl	VNT	
63	2,6-iPr ₂ Ph	H	H	I	H	N	N	N	1	0	1	Cl	Cl	VNT	
64	2,6-Me ₂ Ph	Me	H	H	H	N	N	N	1	0	1	Cl	Cl	VNT	
65	2,6-Me ₂ Ph	Me	H	F	H	N	N	N	1	0	1	Cl	Cl	VNT	
66	2,6-Me ₂ Ph	Me	H	Cl	H	N	N	N	1	0	1	Cl	Cl	VNT	
67	2,6-Me ₂ Ph	Me	H	B	H	N	N	N	1	0	1	Cl	Cl	VNT	
68	2,6-Me ₂ Ph	Me	H	I	H	N	N	N	1	0	1	Cl	Cl	VNT	
69	2,6-Me ₂ Ph	H	H	H	H	N	N	N	1	0	1	Cl	Cl	VNT	
70	2,6-Me ₂ Ph	H	H	F	H	N	N	N	1	0	1	Cl	Cl	VNT	
71	2,6-Me ₂ Ph	H	H	Cl	H	N	N	N	1	0	1	Cl	Cl	VNT	
72	2,6-Me ₂ Ph	H	H	Br	H	N	N	N	1	0	1	Cl	Cl	VNT	
73	2,6-Me ₂ Ph	H	H	I	H	N	N	N	1	0	1	Cl	Cl	VNT	
74	2,4,6-Me ₃ Ph	Me	H	H	H	N	N	N	1	0	1	Cl	Cl	VNT	
75	2,4,6-Me ₃ Ph	Me	H	F	H	N	N	N	1	0	1	Cl	Cl	VNT	
76	2,4,6-Me ₃ Ph	Me	H	Cl	H	N	N	N	1	0	1	Cl	Cl	VNT	
77	2,4,6-Me ₃ Ph	Me	H	Br	H	N	N	N	1	0	1	Cl	Cl	VNT	
78	2,4,6-Me ₃ Ph	H	H	I	H	N	N	N	1	0	1	Cl	Cl	VNT	
79	2,4,6-Me ₃ Ph	H	H	H	H	N	N	N	1	0	1	Cl	Cl	VNT	

80	2,4,6-Me ₃ Ph	H	H	F	H	N	N	N	1	0	1	Cl	Cl	VNT
81	2,4,6-Me ₃ Ph	H	H	Cl	H	N	N	N	1	0	1	Cl	Cl	VNT
82	2,4,6-Me ₃ Ph	H	H	Br	H	N	N	N	1	0	1	Cl	Cl	VNT
83	2,4,6-Me ₃ Ph	H	H	I	H	N	N	N	1	0	1	Cl	Cl	VNT
84	2,6-iPr ₂ Ph	H	H	H	H	N	N	N	1	0	1	Cl	Cl	MTR
85	2,6-iPr ₂ Ph	H	H	F	H	N	N	N	1	0	1	Cl	Cl	MTR
86	2,6-iPr ₂ Ph	H	H	Cl	H	N	N	N	1	0	1	Cl	Cl	MTR
87	2,6-iPr ₂ Ph	H	H	B	H	N	N	N	1	0	1	Cl	Cl	MTR
88	2,6-iPr ₂ Ph	H	H	I	H	N	N	N	1	0	1	Cl	Cl	MTR
89	2,6-iPr ₂ Ph	Me	H	H	H	N	N	N	1	0	1	Cl	Cl	MTR
90	2,6-iPr ₂ Ph	Me	H	F	H	N	N	N	1	0	1	Cl	Cl	MTR
91	2,6-iPr ₂ Ph	Me	H	Cl	H	N	N	N	1	0	1	Cl	Cl	MTR
92	2,6-iPr ₂ Ph	Me	H	Br	H	N	N	N	1	0	1	Cl	Cl	MTR
93	2,6-iPr ₂ Ph	Me	H	I	H	N	N	N	1	0	1	Cl	Cl	MTR
94	2,6-Me ₂ Ph	H	H	H	H	N	N	N	1	0	1	Cl	Cl	MTR
95	2,6-Me ₂ Ph	H	H	F	H	N	N	N	1	0	1	Cl	Cl	MTR
96	2,6-Me ₂ Ph	H	H	Cl	H	N	N	N	1	0	1	Cl	Cl	MTR
97	2,6-Me ₂ Ph	H	H	B	H	N	N	N	1	0	1	Cl	Cl	MTR
98	2,6-Me ₂ Ph	H	H	I	H	N	N	N	1	0	1	Cl	Cl	MTR
99	2,6-Me ₂ Ph	Me	H	H	H	N	N	N	1	0	1	Cl	Cl	MTR
100	2,6-Me ₂ Ph	Me	H	F	H	N	N	N	1	0	1	Cl	Cl	MTR
101	2,6-Me ₂ Ph	Me	H	Cl	H	N	N	N	1	0	1	Cl	Cl	MTR
102	2,6-Me ₂ Ph	Me	H	Br	H	N	N	N	1	0	1	Cl	Cl	MTR
103	2,6-Me ₂ Ph	Me	H	I	H	N	N	N	1	0	1	Cl	Cl	MTR
104	2,4,6-Me ₃ Ph	H	H	H	H	N	N	N	1	0	1	Cl	Cl	MTR
105	2,4,6-Me ₃ Ph	H	H	F	H	N	N	N	1	0	1	Cl	Cl	MTR
106	2,4,6-Me ₃ Ph	H	H	Cl	H	N	N	N	1	0	1	Cl	Cl	MTR
107	2,4,6-Me ₃ Ph	H	H	B	H	N	N	N	1	0	1	Cl	Cl	MTR
108	2,4,6-Me ₃ Ph	H	H	I	H	N	N	N	1	0	1	Cl	Cl	MTR
109	2,4,6-Me ₃ Ph	Me	H	H	H	N	N	N	1	0	1	Cl	Cl	MTR
110	2,4,6-Me ₃ Ph	Me	H	F	H	N	N	N	1	0	1	Cl	Cl	MTR
111	2,4,6-Me ₃ Ph	Me	H	Cl	H	N	N	N	1	0	1	Cl	Cl	MTR
112	2,4,6-Me ₃ Ph	Me	H	Br	H	N	N	N	1	0	1	Cl	Cl	MTR
113	2,4,6-Me ₃ Ph	Me	H	I	H	N	N	N	1	0	1	Cl	Cl	MTR

NA =Not Applicable

VNT=V, Nb, or Ta

MTR=Mn, Tc, or Re

- 5 The asterisk (*) in Table II above represents both anionic ligand groups (L) of the above preferred tridentate compounds II(a) and for each of the above compounds both L groups are, respectively, chlorine; bromine; methyl (-CH₃); ethyl (-C₂H₅); propyl (-C₃H₅, each of the isomers); butyl (-C₄H₉, each of the isomers); dimethylamine; 1,3-butadiene-1,4 diyl; 1,4-pentadiene-1,5 diyl; C₄ alkylene; and C₅
- 10 alkylene. Also in Table II, B_z = benzyl; Sil = siloxyl; iPrPh = isopropylphenyl; t-Bu = tert-butyl; Me₂ = dimethyl, Me₃ = trimethyl, etc.

The transition metal complex or complexes used to provide the present catalyst composition is introduced into the mixture in an amount to provide from 1 to about 1000 (preferably from 5 to 500 and most preferably from about 10 to about 100) μmol of transition metal per gram of inorganic oxide used.

5 As stated above, the present active catalyst composition is formed by mixing the components described above in certain related amounts. The aluminum compound to be used in the present invention is a non-alumoxane compound defined according to Formula I above. This aluminum compound is made part of the mixture in a ratio of from 0.001 to 2.1 mmol of Al per gram of inorganic oxide used.
10 Preferably from about 0.01 to 1.9, more preferably from about 0.01 to 1.5 and most preferably from about 0.01 to 1 mmol Al per gram of inorganic oxide used. Further, the transition metal complex described above which is used to provide the present catalyst composition is used in from 1 to 1000 μmole of transition metal (preferably from 5 to 500 and most preferably from about 10 to 100 μmole) per gram of inorganic
15 oxide. Finally, the mole ratio of aluminum to transition metal should be within the range of from 1:1 to 75:1 with from 1:1 to 50:1 being preferred and from 1:1 to 25:1 being still more preferred and from 1:1 to 20:1 being most preferred.

It has been unexpectedly found that the above-described aluminum compound, inorganic oxide and at least one bidentate or tridentate transition metal complex can
20 be formed into a polymerization catalyst composition by a single-step process. This process merely requires the mixing of the three components together in a single stage reaction vessel. Alternatively, when the aluminum compound is used to initially act as a scavenger for the polymerization reaction vessel, the inorganic oxide and transition metal complex can be introduced together into the reaction vessel to provide
25 the catalyst composition.

The mixing of the components of the present catalyst composition can be readily accomplished by introducing the components into an inert (to chemical reaction with the components I, II and III) liquid such as a hydrocarbon liquid, preferably a $\text{C}_5\text{-C}_{10}$ aliphatic or cycloaliphatic hydrocarbon or a $\text{C}_6\text{-C}_{12}$ aromatic or
30 alkyl substituted aromatic hydrocarbon. The components are introduced into the

liquid and maintained therein under agitation and at low temperature and pressure conditions. The concentration of the Components I, II and III can vary greatly, but preferably is from 0.1 to 25 wt. percent, more preferably from 0.5 to 20 wt. percent and most preferably from 1 to 15 wt. percent. The temperature may range from 0° to about 75°C with from 0° to 50° being preferred and from 10° to about 35°C being most preferred. The components can be contacted at reduced, atmospheric or elevated pressure, with atmospheric pressure being preferred. Ambient conditions are preferred. The atmospheric condition of the reaction zone should preferably be substantially anaerobic and anhydrous.

The components are mixed for a period, preferably from 0.5 minute to 60 minutes (more preferably from 1 to 10 minutes), to provide a substantially uniform mixed catalyst composition. The formed mixture can remain as a slurry or be separated from the inert liquid, by filtration, vacuum distillation or the like to provide a solid catalyst composition. This composition should be stored under anaerobic conditions until being introduced into a polymerization reaction zone for use in forming polyolefin products. The resultant catalyst composition is storage stable for about 3 to 6 months or longer.

The Components I, II and III can be introduced into the inert liquid in any order or substantially simultaneously. It is preferred that, when the components are introduced sequentially, they are introduced in rapid order; that is, without a substantial period of delay between each components introduction. When sequential introduction is conducted, it is preferred that the components be added in the sequence of Component I, then Component II followed by Component III.

Alternately, the mixture of Components I, II and III in the inert liquid can be used directly as a polymerization catalyst composition. Thus, the present catalyst composition can be formed by the single-step of mixing the readily available components in an inert liquid and then directly transferring the formed liquid dispersion to the polymerization reaction zone. In this embodiment, the inert liquid used to form the dispersion should be chosen from those liquids which are miscible

with the liquids used in the polymerization reaction zone and which are inert with respect to the solvents, monomer(s) and polymer products contemplated.

The present polymerization catalyst composition can be formed in situ in the polymerization reaction zone. The aluminum compound can be introduced neat or as
5 a solution in an inert liquid, which may be the same liquid as that of the polymerization media. The other components may be introduced into the polymerization zone either as solids or as slurries in inert liquids. In all cases, the liquid(s) used to introduce the components forming the present catalyst composition should be miscible with the liquid used as the polymerization media.

10 The Components I, II and III may be introduced into the polymerization zone in any order or simultaneously (preferred). If introduced sequentially, it is preferred that they be introduced in rapid order; that is, without a substantial period of delay between each components introduction. In certain instances, excess aluminum compound may be introduced first and used as a scavenger agent prior to formation of
15 the polymerization catalyst. The small excess over that needed to scavenge will provide the Component I of the subject composition. In batch polymerization processes, the components forming the present catalyst composition may be introduced prior to, concurrently with or subsequent to the introduction of the olefinic monomer feed. It has been found that the present catalyst composition forms rapidly
20 under normal polymerization conditions to exhibit high catalytic activity, to provide high molecular polymer product and to yield a polymer with superior morphology, without reactor fouling.

It is believed, though no meant to be a limitation on the subject invention, that the aluminum compound described herein reacts with a hydroxyl group present on the
25 surface of the inorganic oxide to form a group having a single aluminum atom which has two substituents pendant therefrom. In the case where the bound aluminum atom has hydrocarbyl substituents and the transition metal has halogen labile groups (L), these groups may exchange to provide a halo substituted aluminum atom with the hydrocarbyl group(s) becoming associated with the transition metal. The halogen
30 substituted aluminum group may have sufficient Lewis acidity with respect to the

bidentate or tridentate compound to extract one of the transition metal associated groups and thereby provide an active catalytic specie. Alternately, if the subject composition is formed with a transition metal bidentate or tridentate which has hydrocarbyl labile group(s) (L), the aluminum moiety, once bound to the silica, may exhibit sufficient Lewis acidity to extract the labile hydrocarbyl group to provide the cationic active catalyst specie. Whatever the mechanism of the present mixture, it is believed that it does not entail the presence of an oligomeric and/or polymeric aluminoxane activator nor the separate formation of same to provide the formation of the present catalyst composition.

The catalyst composition of the present invention can be used in addition polymerization processes wherein one or more monomers are contacted with the heterogeneous catalyst composition (either in its original inert liquid or as separated solid product, as described above) introduced into the polymerization zone under addition polymerization conditions.

Suitable addition polymerizable monomers include ethylenically unsaturated monomers, acetylenic compounds, conjugated or non-conjugated dienes, and polyenes. Preferred monomers include olefins, for example alpha-olefins having from 2 to 20,000, preferably from 2 to 20, more preferably from 2 to 8 carbon atoms and combinations of two or more of such alpha-olefins. Particularly suitable alpha-olefins include, for example, ethylene, propylene, 1-butene, 1-pentene, 4-methylpentene-1, 1-hexene, 1-heptene, 1-octene, 1-nonene, 1-decene, 1-undecene, 1-dodecene, 1-tridecene, 1-tetradecene, 1-pentadecene or combinations thereof, as well as long chain vinyl terminated oligomeric or polymeric reaction products formed during the polymerization and C₁₀₋₃₀ α-olefins specifically added to the reaction mixture in order to produce relatively long chain branches in the resulting polymers. Preferably, the alpha-olefins are ethylene, propene, 1-butene, 4-methyl-pentene-1, 1-hexene, 1-octene, and combinations of ethylene and/or propene with one or more of such other alpha-olefins. The most preferred is ethylene alone or with other alpha-olefins. Other preferred monomers include styrene, halo- or alkyl substituted styrenes, tetrafluoroethylene, vinylcyclobutene, 1,4-hexadiene, dicyclopentadiene, ethylidene

norbornene, and 1,7-octadiene. Mixtures of the above-mentioned monomers may also be employed.

In addition, the polymerization monomers may include functionalized ethylenically unsaturated monomers wherein the functional group is selected from hydroxyl, carboxylic acid, carboxylic acid esters, acetates, ethers, amides, amines and the like.

The present heterogeneous catalyst composition can be advantageously employed in a high pressure, solution, slurry or gas phase polymerization process. For example, polymerization of monomers can be carried out in the gas phase by fluidizing, under polymerization conditions, a bed comprising the target polyolefin powder and particulate of catalyst composition using a fluidizing gas stream comprising gaseous monomer. In a solution process the (co)polymerization is conducted by introducing the monomer into a solution or suspension of the catalyst composition in a liquid hydrocarbon under conditions of temperature and pressure such that the produced polyolefin forms as a solution in the hydrocarbon diluent. In the slurry process, the temperature, pressure and choice of diluent are such that the produced polymer forms as a suspension in a liquid hydrocarbon diluent. Because the present catalyst composition is formed by a one step process in a liquid media, it can be directly transferred and used in solution and slurry processes.

The polymerization of olefins are generally conducted at relatively low pressures of from about 1 to 100, preferably 10 to 50 bar and low temperature of from about -30 to 450°C, preferably from about 50° to 150°C.

It has unexpectedly been found that the present catalyst composition can exhibit, when formed in the manner described herein, very high catalytic activity. For example, catalytic activity of from about 300 to 6000 grams and higher of polyolefin per gram of catalyst per hour, is commonly achieved. This activity is several fold higher than achieved when using the same transition metal bidentate or tridentate compound in systems comprising silica and aluminoxane (MAO) for the heterogeneous polymerization of the same monomer. (See, for example, WO 98/27124 and WO 98/12981.)

In addition, the present one step process can be formed and used without the need for filtration and separation, and without the need for multi-step formation of the active composition. Further, the liquid used in the catalyst formation can be readily recycled for further production of catalyst and/or used as part of the polymerization liquid medium.

The following examples are given as specific illustrations of the claimed invention. It should be understood, however, that the invention is not limited to the specific details set forth in the examples. All parts and percentages in the examples, as well as in the remainder of the specification, are by weight unless otherwise specified.

Further, any range of numbers recited in the specification or claims, such as that representing a particular set of properties, carbon number, conditions, physical states or percentages, is intended to literally incorporate expressly herein any number falling within such range, including any subset of numbers within any range so recited.

EXAMPLES

A. General Catalyst Preparation Procedures

A suspension was formed by introducing to 25 parts of toluene (i) an aliquot of Al^iBu_3 in toluene (1M of Al^iBu_3 in toluene from Aldrich Chemical) to provide the specific amounts indicated in the Tables of the Examples below, (2) solid tridentate compound in the specific amounts indicated in the Tables of the Examples below and (3) 1 part solid inorganic oxide particulate. The components were added under an argon atmosphere at room temperature (RT). (The symbol ^iBu represents isobutyl throughout the examples). The resulting suspension was then sealed, agitated and stored in an argon-filled drybox. The values given in each Table herein below relative to Component I, II and III is with respect to amounts used to form the catalyst composition.

B. Polymerization Method

The polymerization results shown below were carried out in a 2-liter autoclave reactor, which was evacuated at the pre-set reaction temperature for 90 min prior to use.

5 An alkyl aluminum (200 μ mole Al^iBu_3 in toluene) was used to pretreat and scavenge a heptane (~350 ml) solution which was then mixed with a 0.7 part aliquot of the catalyst reaction slurry, as mentioned in A above. Subsequently, the resulting catalyst mixture was injected to the reactor. While the reactor agitator was stirring at 500 rpm, ethylene and hydrogen were quickly admitted to the reactor and the reactor
10 pressure was set at desired polymerization pressure (typically at 200 psig). Ethylene was fed on demand via a mass flow controller. All the polymerizations were carried out for 1 h. The polymerization temperature (70°C) was controlled via a recirculating water bath. After the polymerization, the ethylene gas was shut off and the reaction temperature was cooled to RT. The resulting PE slurry was filtered, washed with
15 MeOH and acetone, and the PE was dried in a vacuum oven at ~50°C for at least 3 h. Unless mentioned otherwise, there was no reactor fouling observed.

C. Catalyst Composition and Performance

Example 1.

20 The following Table 1 below displays the catalyst composition (Al^iBu_3 and Fe tridentate compound loadings) and performance (i.e. catalyst activity, Fe metal efficiency, and bulk density of the resulting polymer particles). The catalysts listed in Table 1 below were prepared by adding Grace Davison 955 silica (10 μ m, 300 m^2/g , 1.6cc/g, 3.5% TV @ 1750°F), Al^iBu_3 solution (1 M in toluene), and a tridentate
25 compound, 2,6-bis(2,4,6-trimethylarylimino)pyridyl iron dichloride. These components were added sequentially into a 25 ml toluene solution under argon atmosphere in the manner described in Section A above. The Al^iBu_3 and Fe compound loadings were based on per gram of silica in the 25-ml toluene solution. A portion of this catalyst slurry was then used for polymerization testing according to the

polymerization method described in Section B above. The polymerization conditions were at 70°C, 200 psig and the H₂/ethylene ratio was ~0.05.

Table 1.

5

Cat #	Al ⁱ Bu ₃	Fe [†]	Al/Fe	Cat Act	Fe Act	BD ¹
	mmol/g SiO ₂	μmol/g SiO ₂	mol/mol	g/gCat-h ²	g/gFe-h ³	g/cc
1	0.5	76.3	6.6	2,930	6.9E05 ⁴	0.29
2	1	76.3	13.1	5,910	1.4E06	0.32
3	2	76.3	26.2	400	9.0E05	na
4	0.5	57.3	8.7	3,040	9.5E05	0.32
5	1	57.3	17.5	3,400	1.1E06	0.34

[†] 2,6-bis(2,4,6-trimethylarylimino)pyridyl iron dichloride, loading (μmol) per gram of silica.

¹ BD = bulk density of polymer product

² gram of polymer/gram of catalyst/hour

³ gram of polymer/gram of iron/hour

⁴ 6.9E05 = 6.9 x 10⁵

10

The results of Table 1 illustrates that the subject catalyst composition exhibits high catalytic activity and that this activity drops sharply when the concentration of aluminum alkyl component approached the upper limit (See Catalyst No. 3 of Table 1).

15

Example 2.

The same catalyst preparation and polymerization conditions as in Example 1 was followed, but in this case different aluminum alkyls (AlMe₃, AlEt₃ and AlⁱBu₃) were employed. Table 2 below outlines the performance of these catalyst systems.

20

Table 2.

Cat.	AlR ₃	AlR ₃	Fe [†]	Al/Fe	Cat Act	Fe Act	B.D
#		mmol/g SiO ₂	μmol/g SiO ₂	mol/mol	g/gCat-h	g/gFe-h	g/cc
1	R= Me	1.0	76.3	13.1	2,590	6.1E05	0.28
2	R= Et	1.0	76.3	13.1	2,810	6.6E05	0.29
3	R= ⁱ Bu	1.0	76.3	13.1	5,910	1.4E06	0.32

The results of Table 2 illustrate that the catalytic activity will vary depending on the particular components used. In the above instances, the activity and the bulk density increased with use of higher alkyl substituted aluminum compounds.

Example 3.

The catalyst compositions and polymerization conditions were the same as those of Example 1 except that different silicas were used in this example. The silicas used for the following examples were based on Grace Davison SP9-263 silica (10 or 20 μ, 500 m²/g, 1.5 cc/g, 8.6 or 2.9 % TV @1750°F). The results are given in Table 3 below.

Table 3.

Cat	Size	TV	Al ⁱ Bu ₃	Fe	Al/Fe	Cat Act	Fe Act	BD
#	μ	%	mmol/g	μmol/g	mol/mol	g/gCat-h	g/gFe-h	g/cc
1	10	8.6	1	76.3	13.1	3,460	8.1E05	0.36
2	10	8.6	1	57.3	17.5	1,670	5.2E05	0.31
3	20	2.9	1	114.5	8.7	4,890	1.2E06	0.36*
4	20	2.9	1	57.3	17.5	2,700	8.5E05	0.33
5	20	2.9	0.5	57.3	8.7	2,650	8.3E05	0.34

* Polyethylene product Mw = 300,000 Mw/Mn = 10.0

The results of Table 3 illustrate that the total volatile content (TV) of the silica used did not aid in the activity of the formed catalyst composition. The higher TV silicas used in catalyst 1 and 2 actually provided catalyst compositions with lower activity when compared to the back-to-back example (see Catalyst 2 and 4 of Table 3).

Further, Catalysts 3, 4 and 5 were further dried to provide very low TV of only 2.9% yet these samples produce catalyst compositions exhibiting very high activity even though the particle size of the silica was substantially larger than Catalyst 1 and 2 (smaller particle size normally yields higher activity).

Finally, Catalyst 4 and 5 of Table 3 illustrates that lower amounts of aluminum compound did not detract from the resultant product. On the contrary, Catalyst 5 had similar activity and produced a polymer of even higher bulk density (BD) than that of Catalyst 4.

Example 4.

Table 4 shows catalysts prepared by mixing Al^iBu_3 (1 M in toluene), tridentate 2,6-bis(2,4,6-trimethylarylimino)pyridyl iron dichloride and Grace Davison loose aggregate silica (28 or 47 μ) in a toluene solution (25 ml) at RT according to the procedure described in Section A above. The resulting solutions were capped, agitated, and stored under argon atmosphere.

Table 4.

Cat	Silica	Al ⁱ Bu ₃	Fe	Al/Fe	Cat Act	Fe Act	BD
#		mmol/g	μmol/g	mol/mol	g/gCat-h	g/gFe-h	g/cc
1	I	0.5	57.3	8.7	3,550	1.1E06	0.38
2	I	0.3	57.3	5.2	4,210	1.3E06	0.37
3	II	1	57.3	17.5	3,620	1.1E06	0.30

- 5
- a. Silica I: 2.5 %TV, 28 μ particle size, 300 m²/g surface area, and 1.5 cc/g pore volume.
 - b. Silica II: 8.8 %TV, 47 μ particle size, 277 m²/g surface area, and 1.68cc/g pore volume.

The results of Table 4 provides the following illustrative teachings:

- 10
- a) When Catalyst 1 of Table 4 is compared to Catalyst 5 of Table 3, one again sees that the lower the amount of TV in the silica, the higher the catalytic activity, and production of polymer of higher BD without reactor fouling.
 - b) When Catalyst 1 and Catalyst 2 of Table 4 are compared, one again
- 15
- sees that very low amounts of aluminum compound provides high activity.

Example 5.

20

The following catalyst mixture was prepared by using a similar catalyst preparation procedure as described in Example 4 except that the silica was replaced by alumina. This 42 μ alumina had a surface area of 359 m²/g and the pore volume (PV) is 1.10 cc/g.

Table 5.

Run	Al ⁱ Bu ₃	Fe ⁺	Cat Act	Fe Act	PE	HLMI
#	mmol/g-Al ₂ O ₃	μmol/g-Al ₂ O ₃	g/gCat-h	g/gFe-h	g	g/10min
1	2.0	76.3	660	1.5E05	20*	4.5

5 * Polymer T_m = 135.7°C

Comparative Example 1.

The catalyst reaction slurry was prepared by the addition of isobutylaluminumoxane (3.66 ml; 1 mmole ; 0.273M in toluene solution, Akzo
 10 Chemical) to a toluene solution (25 ml). This toluene diluted isobutylaluminumoxane solution was then reacted with 2,6-bis(2,4,6-trimethylarylimino)pyridyl iron dichloride (40 mg; 76.3 μmole). An aliquot of this resulting solution (1 and 3 ml) was then used for polymerizations (70°C and 200 psig; H₂/ethylene = 0.0530).

15

Table 6.

Run #	IBAO* loading	Cat Loading [‡]	Fe Activity
	Al/Fe Molar Ratio	Fe μmol	gPE/gFe-h
1	13.2	2.7	0
2	13.2	8	7.3E04

* IBAO = Isobutylaluminumoxane

‡ μmol of Fe used for ethylene polymerization.

20

The 1 ml aliquot containing 2.7 μmol Fe was not enough to initiate the polymerization (70°C and 200 psig; H₂/C₂ = 0.053) and there was no polymerization activity. Only small amount (32.6g) of polymer “sheets” (un-defined polymer

morphology) was obtained when the catalyst loading was increased by 3-fold (3ml aliquot = 8 μ mol Fe pre-catalyst).

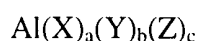
This Comparative Example utilized an aluminoxane in lieu of the aluminum compound required by the present invention. These samples, when compared to
5 Catalyst 1 of Table 3, formed from the same Components II and III and Al ^tBu₃ in the same Al/Fe ratio, supports the premise that an aluminoxane is not formed nor does it provide activation to achieve a catalyst composition of high activity. Catalyst 1 of Table 3 illustrates a catalyst composition of very high activity suitable to produce a polymer product of high BD without fouling. In contrast Runs 1 and 2 of Table 6
10 show that IBAO activated catalyst at same Al/Fe ratio had no or very low activity.

The principles, preferred embodiments, and modes of operation of the present invention have been described in the foregoing specification. The invention which is intended to be protected herein, however, is not to be construed as limited to the particular forms disclosed, since these are to be regarded as illustrative rather than
15 restrictive. Variations and changes may be made by those skilled in the art, without departing from the spirit of the invention.

IN THE CLAIMS:

1. A catalyst composition useful in the polymerization of olefins comprising a mixture of

5 a) an aluminum compound represented by the formula



wherein

Al is an aluminum atom;

10 X is a hydrocarbyl group;

Y is a hydrocarbyloxy group;

Z is selected from hydrogen or halogen;

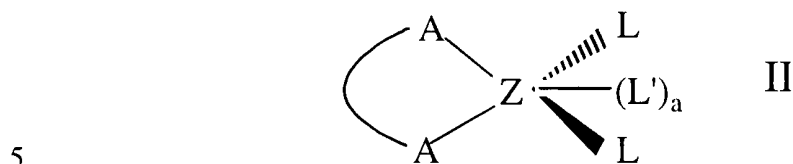
and each a, b, c is an integer of 0-3 provided the sum of a+b+c is 3;

15 b) inorganic oxide having from 0.01 to 12 mmole/gram of surface hydroxyl groups; and

c) a transition metal complex selected from bidentate transition metal compounds, tridentate transition metal compounds and mixtures thereof and wherein said transition metal is selected from Fe, Co, Ni, Ru, Rh, Pd, Os, Ir, Pt, Ti, Zr or Hf;

20 said components being present in amounts to provide 0.001 to 2.1 mmol of aluminum and from 1 to 1000 μmol of transition metal per gram of inorganic oxide and a mole ratio of aluminum to transition metal of from 1:1 to 75:1.

2. The catalyst composition of Claim 1 wherein the transition metal compound is a bidentate transition metal complex represented by the formula

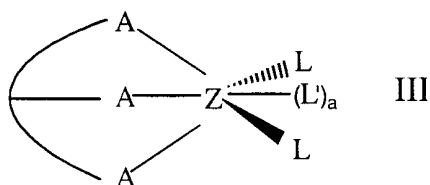


wherein

- i) each A independently represents an oxygen, sulfur, phosphorus or nitrogen atom;
- 10 ii) Z represents a transition metal selected from Fe, Co, Ni, Ru, Rh, Pd, Os, Ir or Pt in the +2 or +3 oxidation state or Ti, Zr or Hf in the +2, +3 or +4 oxidation state;
- iii) each L and L' independently represents an anionic ligand group selected from the group consisting of hydrogen, halogen, unsubstituted or
- 15 substituted hydrocarbon based radical or both L, together with Z represents a C₃-C₂₄ hydrocarbylene structure.

3. The catalyst composition of Claim 1 wherein the transition metal compound is a tridentate transition metal complex represented by the formula

20



wherein

- i) each A independently represents an oxygen, sulfur, phosphorous or nitrogen atom;
- ii) Z represents a transition metal selected from Fe, Co, Ni, Ru, Rh, Pd, Os, Ir or Pt in the +2 or +3 oxidation state or Ti, Zr, or Hf in the +2, +3 or +4 oxidation state;
- iii) each L and L' independently represents an anionic ligand group selected from the group consisting of hydrogen, halogen, unsubstituted or substituted hydrocarbon based radical or both L, together with Z represents a C₃-C₂₄ hydrocarbylene structure.

4. The catalyst composition of claim 2 or 3 wherein each A represents a nitrogen atom, each L and L' is independently selected from a halogen atom, or a hydrocarbyl or mixtures thereof or both L together form a hydrocarbylene group which, with Z, forms a 3 to 7 member ring structure.

5. The catalyst composition of Claim 2 or 3 wherein "a" of the aluminum compound is 1 to 3 and each L of the transition metal compound is selected from halogen atom.

20

6. The catalyst composition of Claim 2 or 3 wherein at least one L of the transition metal complex is selected from hydrocarbyl.

7. The catalyst of Claim 4 wherein Z is selected from Ni, Pd, Fe or Co.

25

8. The catalyst composition of Claim 2 wherein Z is selected from Ni or Pd and each L is independently selected from chlorine, bromine, iodine or a C₁-C₈ alkyl group.
- 5 9. The catalyst composition of Claim 3 wherein Z is selected from iron or cobalt and each L is independently selected from chlorine, bromine, iodine or a C₁-C₈ alkyl group.
- 10 10. The catalyst composition of Claim 1 wherein "a" of the aluminum compound is 3.
11. The catalyst composition of Claim 2 wherein "a" of the aluminum compound is 3.
- 15 12. The catalyst composition of Claim 3 wherein "a" of the aluminum compound is 3.
13. The catalyst composition of Claim 4 wherein "a" of the aluminum compound is 3.
- 20 14. The catalyst composition of Claim 5 wherein "a" of the aluminum compound is 3.
15. The catalyst composition of Claim 7 wherein "a" of the aluminum compound is 3.
- 25 16. The catalyst composition of Claim 8 wherein "a" of the aluminum compound is 3.

17. The catalyst composition of Claim 9 wherein "a" of the aluminum compound is 3.

5 18. The catalyst composition of Claim 1 wherein the inorganic oxide has total volatile of 0.1 to about 4 weight percent, surface hydroxyl groups of from 0.1 to 5 mmol/g and a surface area of from 10 to 1000 m²/g.

10 19. The catalyst composition of Claim 10 wherein the inorganic oxide has total volatile of 0.1 to about 4 weight percent, surface hydroxyl groups of from 0.1 to 5 mmol/g and a surface area of from 10 to 1000 m²/g.

15 20. The catalyst composition of Claim 11 wherein the inorganic oxide has total volatile of 0.1 to about 4 weight percent, surface hydroxyl groups of from 0.1 to 5 mmol/g and a surface area of from 10 to 1000 m²/g.

20 21. The catalyst composition of Claim 12 wherein the inorganic oxide has total volatile of 0.1 to about 4 weight percent, surface hydroxyl groups of from 0.1 to 5 mmol/g and a surface area of from 10 to 1000 m²/g.

22. The catalyst composition of Claim 13 wherein the inorganic oxide has total volatile of 0.1 to about 4 weight percent, surface hydroxyl groups of from 0.1 to 5 mmol/g and a surface area of from 10 to 1000 m²/g.

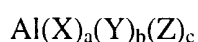
25 23. The catalyst composition of Claim 14 wherein the inorganic oxide has total volatile of 0.1 to about 4 weight percent, surface hydroxyl groups of from 0.1 to 5 mmol/g and a surface area of from 10 to 1000 m²/g.

24. The catalyst composition of Claim 15 wherein the inorganic oxide has total volatile of 0.1 to about 4 weight percent, surface hydroxyl groups of from 0.1 to 5 mmol/g and a surface area of from 10 to 1000 m²/g.
- 5 25. The catalyst composition of Claim 16 wherein the inorganic oxide has total volatile of 0.1 to about 4 weight percent, surface hydroxyl groups of from 0.1 to 5 mmol/g and a surface area of from 10 to 1000 m²/g.
- 10 26. The catalyst composition of Claim 17 wherein the inorganic oxide has total volatile of 0.1 to about 4 weight percent, surface hydroxyl groups of from 0.1 to 5 mmol/g and a surface area of from 10 to 1000 m²/g.
- 15 27. The catalyst composition of Claim 1, 10 or 18 wherein the inorganic oxide is silica.
- 20 28. The catalyst composition of Claim 1, 10, or 18 wherein said aluminum compound is present in an amount to provide from about 0.01 to 1.9 mmol of Al per gram of inorganic oxide; said transition metal complex is present in an amount to provide from 5 to 500 μmoles of transition metal per gram of inorganic oxide and said aluminum to transition metal is in a molar ratio of 1:1 to 50:1.
- 25 29. The catalyst composition of Claim 27 wherein said aluminum compound is present in an amount to provide from about 0.01 to 1.9 mmol of Al per gram of inorganic oxide; said transition metal complex is present in an amount to provide from 5 to 500 μmoles of transition metal per gram of inorganic oxide and said aluminum to transition metal is in a molar ratio of 1:1 to 50:1.

30. A catalyst composition useful in the polymerization of olefins formed by contacting, in an inert liquid, the components comprising:

a) an aluminum compound represented by the formula

5



wherein

Al is an aluminum atom;

X is a hydrocarbyl group;

10

Y is a hydrocarbyloxy group;

Z is selected from hydrogen or halogen;

and each a, b, c is an integer of 0-3 provided the sum of a+b+c is 3;

b) inorganic oxide having from 0.01 to 12 mmole/gram of surface hydroxyl groups; and

15

c) a transition metal complex selected from bidentate transition metal compounds, tridentate transition metal compounds and mixtures thereof and wherein said transition metal is selected from Fe, Co, Ni, Ru, Rh, Pd, Os, Ir, Pt, Ti, Zr or Hf;

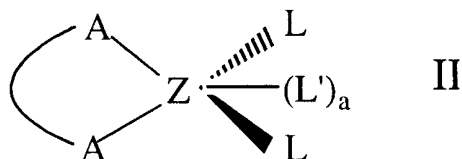
said components being present in amounts to provide 0.001 to 2.1

20

mmol of aluminum and from 1 to 1000 μmol of transition metal per gram of inorganic oxide and a mole ratio of aluminum to transition metal of from 1:1 to 75:1.

31. The catalyst composition of Claim 30 wherein the transition metal compound is a bidentate transition metal complex represented by the formula

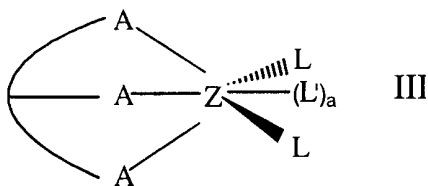
25



wherein

- i) each A independently represents an oxygen, sulfur, phosphorus or nitrogen atom;
- 5 ii) Z represents a transition metal selected from Fe, Co, Ni, Ru, Rh, Pd, Os, Ir or Pt in the +2 or +3 oxidation state or Ti, Zr or Hf in the +2, +3 or +4 oxidation state;
- iii) each L and L' independently represents an anionic ligand group selected from the group consisting of hydrogen, halogen, unsubstituted or
- 10 substituted hydrocarbon based radical or both L, together with Z represents a C₃-C₂₄ hydrocarbylene structure.

32. The catalyst composition of Claim 30 wherein the transition
15 metal compound is a tridentate transition metal complex represented by the formula



20 wherein

- i) each A independently represents an oxygen, sulfur, phosphorous or nitrogen atom;

ii) Z represents a transition metal selected from Fe, Co, Ni, Ru, Rh, Pd, Os, Ir or Pt in the +2 or +3 oxidation state or Ti, Zr, or Hf in the +2, +3 or +4 oxidation state;

iii) each L and L' independently represents an anionic ligand group selected from the group consisting of hydrogen, halogen, unsubstituted or substituted hydrocarbon based radical or both L, together with Z represents a C₃-C₂₄ hydrocarbylene structure.

33. The catalyst composition of claim 31 or 32 wherein each A represents a nitrogen atom, each L and L' is independently selected from a halogen atom, or a hydrocarbyl or mixtures thereof or both L together form a hydrocarbylene group which, with Z, forms a 3 to 7 member ring structure.

34. The catalyst composition of Claim 31 or 32 wherein "a" of the aluminum compound is 1 to 3 and each L of the transition metal compound is selected from halogen atom.

35. The catalyst composition of Claim 31 or 32 wherein at least one L of the transition metal complex is selected from hydrocarbyl.

20

36. The catalyst of Claim 30 wherein Z is selected from Ni, Pd, Fe or Co.

37. The catalyst composition of Claim 31 wherein Z is selected from Ni or Pd and each L is independently selected from chlorine, bromine, iodine or a C₁-C₈ alkyl group.

25

38. The catalyst composition of Claim 32 wherein Z is selected from iron or cobalt and each L is independently selected from chlorine, bromine, iodine or a C₁-C₈ alkyl group.

5 39. The catalyst composition of Claim 30 wherein "a" of the aluminum compound is 3.

40. The catalyst composition of Claim 31 wherein "a" of the aluminum compound is 3.

10

41. The catalyst composition of Claim 32 wherein "a" of the aluminum compound is 3.

15 42. The catalyst composition of Claim 33 wherein "a" of the aluminum compound is 3.

43. The catalyst composition of Claim 34 wherein "a" of the aluminum compound is 3.

20 44. The catalyst composition of Claim 35 wherein "a" of the aluminum compound is 3.

45. The catalyst composition of Claim 36 wherein "a" of the aluminum compound is 3.

25

46. The catalyst composition of Claim 38 wherein "a" of the aluminum compound is 3.

47. The catalyst composition of Claim 30 wherein the inorganic oxide has total volatile of 0.1 to about 4 weight percent, surface hydroxyl groups of from 0.1 to 5 mmol/g and a surface area of from 10 to 1000 m²/g.

5 48. The catalyst composition of Claim 39 wherein the inorganic oxide has total volatile of 0.1 to about 4 weight percent, surface hydroxyl groups of from 0.1 to 5 mmol/g and a surface area of from 10 to 1000 m²/g.

10 49. The catalyst composition of Claim 40 wherein the inorganic oxide has total volatile of 0.1 to about 4 weight percent, surface hydroxyl groups of from 0.1 to 5 mmol/g and a surface area of from 10 to 1000 m²/g.

15 50. The catalyst composition of Claim 41 wherein the inorganic oxide has total volatile of 0.1 to about 4 weight percent, surface hydroxyl groups of from 0.1 to 5 mmol/g and a surface area of from 10 to 1000 m²/g.

20 51. The catalyst composition of Claim 42 wherein the inorganic oxide has total volatile of 0.1 to about 4 weight percent, surface hydroxyl groups of from 0.1 to 5 mmol/g and a surface area of from 10 to 1000 m²/g.

52. The catalyst composition of Claim 43 wherein the inorganic oxide has total volatile of 0.1 to about 4 weight percent, surface hydroxyl groups of from 0.1 to 5 mmol/g and a surface area of from 10 to 1000 m²/g.

25 53. The catalyst composition of Claim 44 wherein the inorganic oxide has total volatile of 0.1 to about 4 weight percent, surface hydroxyl groups of from 0.1 to 5 mmol/g and a surface area of from 10 to 1000 m²/g.

54. The catalyst composition of Claim 45 wherein the inorganic oxide has total volatile of 0.1 to about 4 weight percent, surface hydroxyl groups of from 0.1 to 5 mmol/g and a surface area of from 10 to 1000 m²/g.

5 55. The catalyst composition of Claim 46 wherein the inorganic oxide has total volatile of 0.1 to about 4 weight percent, surface hydroxyl groups of from 0.1 to 5 mmol/g and a surface area of from 10 to 1000 m²/g.

10 56. The composition of Claim 30, 39, or 47 wherein the inorganic oxide is silica.

15 57. The catalyst composition of Claim 30, 39 or 47 wherein said aluminum compound is present in an amount to provide from about 0.01 to 1.9 mmol of Al per gram of inorganic oxide; said transition metal complex is present in an amount to provide from 5 to 500 μmoles of transition metal per gram of inorganic oxide and said aluminum to transition metal is in a molar ratio of 1:1 to 50:1.

20 58. The catalyst composition of Claim 56 wherein said aluminum compound is present in an amount to provide from about 0.01 to 1.9 mmol of Al per gram of inorganic oxide; said transition metal complex is present in an amount to provide from 5 to 500 μmoles of transition metal per gram of inorganic oxide and said aluminum to transition metal is in a molar ratio of 1:1 to 50:1.

25 59. The catalyst composition of Claim 30, 31, 32, 36, 37, 38, 39, 40, 41, 45, 46, 47, 48, 49 or 50 wherein the components are sequentially

introduced into the inert liquid in the order of first component a), followed by component b), and then followed by component c).

60. The catalyst composition of Claim 30, 31, 32, 36, 37, 38, 39,
5 40, 41, 45, 46, 47, 48, 49 or 50 wherein components a), b) and c) are substantially simultaneously introduced into the inert liquid and maintained therein at temperatures of from 0° to 50° C and atmospheric pressure.

61. The catalyst composition of Claim 30, 31, 32, 36, 37, 38, 39,
10 40, 41, 45, 46, 47, 48, 49 or 50 wherein components a), b) and c) are introduced into the inert liquid maintained at from 0° to 50°C for a period of time of from 0.5 min to 60 minutes and recovering the solid mixture from the liquid.

62. The catalyst composition of Claim 30, 31, 32, 36, 37, 38, 39,
15 40, 41, 45, 46, 47, 48, 49 or 50 wherein the components a), b) and c) are directly introduced into an olefin polymerization reaction zone.

63. A process for the polymerization of an olefin compound
20 comprising contacting in a reaction zone one or more olefin monomers with the catalyst composition of Claim 1.

64. A process for the polymerization of an olefin compound
comprising contacting in a reaction zone one or more olefin monomers with
25 the catalyst composition of Claim 30.

65. The process of Claim 63 or 64 wherein at least one of said olefin monomers is ethylene.

66. The process of Claim 63 or 64 wherein the olefin monomers comprise at least one alpha-olefin and at least one functionalized ethylenically unsaturated monomer.

5

67. The process of Claim 63 or 64 wherein the catalyst composition is introduced into the reaction zone as a dispersion in an inert liquid.

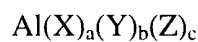
68. The process of Claim 63 or 64 wherein the components a), b) and c) are directly introduced into the reaction zone.

10

69. A process for forming a catalyst useful in the polymerization of olefins comprising contacting, in an inert liquid, the components:

a) an aluminum compound represented by the formula

15



wherein

Al is an aluminum atom;

X is a hydrocarbyl group;

20

Y is a hydrocarbyloxy group;

Z is selected from hydrogen or halogen;

and each a, b, c is an integer of 0-3 provided the sum of a+b+c is 3;

b) inorganic oxide having from 0.01 to 12 mmole/gram of surface hydroxyl groups; and

25

c) a transition metal complex selected from bidentate transition metal compounds, tridentate transition metal compounds and mixtures thereof and wherein said transition metal is selected from Fe, Co, Ni, Ru, Rh, Pd, Os, Ir, Pt, Ti, Zr or Hf;

said components being present in amounts to provide 0.001 to 2.1 mmol of aluminum and from 1 to 1000 μmol of transition metal per gram of inorganic oxide and a mole ratio of aluminum to transition metal of from 1:1 to 75:1.

5

70. The process of Claim 69 wherein the components a), b) and c) are contacted substantially simultaneously.

INTERNATIONAL SEARCH REPORT

Int. l. Application No
PCT/US 00/28920

A. CLASSIFICATION OF SUBJECT MATTER IPC 7 C08F10/02 C08F10/00				
According to International Patent Classification (IPC) or to both national classification and IPC				
B. FIELDS SEARCHED				
Minimum documentation searched (classification system followed by classification symbols) IPC 7 C08F				
Documentation searched other than minimum documentation to the extent that such documents are included in the fields searched				
Electronic data base consulted during the international search (name of data base and, where practical, search terms used) EPO-Internal				
C. DOCUMENTS CONSIDERED TO BE RELEVANT				
Category °	Citation of document, with indication, where appropriate, of the relevant passages	Relevant to claim No.		
X	WO 98 56832 A (DU PONT ; BENNETT ALISON MARGARET ANNE (US); MCLAIN STEPHEN JAMES () 17 December 1998 (1998-12-17) examples 61-65, 68-71, 74-77 ---	1, 2, 4-8, 10-31, 33-37, 39-59, 63-67, 69		
P, X	WO 00 20467 A (GRACE W R & CO) 13 April 2000 (2000-04-13) page 9 page 19 page 33-35 examples 3, 4, 6 ---	1-70		
A	DE 197 46 280 A (BASF AG) 22 April 1999 (1999-04-22) the whole document ---	1-70		
--- /---				
<input checked="" type="checkbox"/> Further documents are listed in the continuation of box C.				
<input checked="" type="checkbox"/> Patent family members are listed in annex.				
° Special categories of cited documents :				
<table style="width: 100%; border: none;"> <tr> <td style="width: 50%; border: none; vertical-align: top;"> *A* document defining the general state of the art which is not considered to be of particular relevance *E* earlier document but published on or after the international filing date *L* document which may throw doubts on priority claim(s) or which is cited to establish the publication date of another citation or other special reason (as specified) *O* document referring to an oral disclosure, use, exhibition or other means *P* document published prior to the international filing date but later than the priority date claimed </td> <td style="width: 50%; border: none; vertical-align: top;"> *T* later document published after the international filing date or priority date and not in conflict with the application but cited to understand the principle or theory underlying the invention *X* document of particular relevance; the claimed invention cannot be considered novel or cannot be considered to involve an inventive step when the document is taken alone *Y* document of particular relevance; the claimed invention cannot be considered to involve an inventive step when the document is combined with one or more other such documents, such combination being obvious to a person skilled in the art. *&* document member of the same patent family </td> </tr> </table>			*A* document defining the general state of the art which is not considered to be of particular relevance *E* earlier document but published on or after the international filing date *L* document which may throw doubts on priority claim(s) or which is cited to establish the publication date of another citation or other special reason (as specified) *O* document referring to an oral disclosure, use, exhibition or other means *P* document published prior to the international filing date but later than the priority date claimed	*T* later document published after the international filing date or priority date and not in conflict with the application but cited to understand the principle or theory underlying the invention *X* document of particular relevance; the claimed invention cannot be considered novel or cannot be considered to involve an inventive step when the document is taken alone *Y* document of particular relevance; the claimed invention cannot be considered to involve an inventive step when the document is combined with one or more other such documents, such combination being obvious to a person skilled in the art. *&* document member of the same patent family
A document defining the general state of the art which is not considered to be of particular relevance *E* earlier document but published on or after the international filing date *L* document which may throw doubts on priority claim(s) or which is cited to establish the publication date of another citation or other special reason (as specified) *O* document referring to an oral disclosure, use, exhibition or other means *P* document published prior to the international filing date but later than the priority date claimed	*T* later document published after the international filing date or priority date and not in conflict with the application but cited to understand the principle or theory underlying the invention *X* document of particular relevance; the claimed invention cannot be considered novel or cannot be considered to involve an inventive step when the document is taken alone *Y* document of particular relevance; the claimed invention cannot be considered to involve an inventive step when the document is combined with one or more other such documents, such combination being obvious to a person skilled in the art. *&* document member of the same patent family			
Date of the actual completion of the international search <p style="text-align: center; font-size: 1.2em;">5 February 2001</p>		Date of mailing of the international search report <p style="text-align: center; font-size: 1.2em;">13/02/2001</p>		
Name and mailing address of the ISA European Patent Office, P.B. 5818 Patentlaan 2 NL - 2280 HV Rijswijk Tel. (+31-70) 340-2040, Tx. 31 651 epo nl, Fax: (+31-70) 340-3016		Authorized officer <p style="text-align: center; font-size: 1.2em;">Balmer, J-P</p>		

INTERNATIONAL SEARCH REPORT

International Application No

PCT/US 00/28920

C.(Continuation) DOCUMENTS CONSIDERED TO BE RELEVANT

Category °	Citation of document, with indication, where appropriate, of the relevant passages	Relevant to claim No.
A	WO 99 43722 A (CARNEY MICHAEL JOHN ;GRACE W R & CO (US)) 2 September 1999 (1999-09-02) the whole document <p style="text-align: center;">-----</p>	1-70

INTERNATIONAL SEARCH REPORT

Information on patent family members

Int'l Application No PCT/US 00/28920

Patent document cited in search report	Publication date	Patent family member(s)	Publication date
WO 9856832 A	17-12-1998	AU 8062898 A BR 9809735 A CN 1259144 T EP 0988327 A	30-12-1998 11-07-2000 05-07-2000 29-03-2000
WO 0020467 A	13-04-2000	AU 6166999 A	26-04-2000
DE 19746280 A	22-04-1999	WO 9920392 A EP 1024899 A	29-04-1999 09-08-2000
WO 9943722 A	02-09-1999	AU 3291899 A EP 1058696 A	15-09-1999 13-12-2000