

(19) World Intellectual Property Organization
International Bureau



(43) International Publication Date
28 January 2010 (28.01.2010)

(10) International Publication Number
WO 2010/011814 A1

(51) International Patent Classification:
A61K 31/535 (2006.01)

(21) International Application Number:
PCT/US2009/051499

(22) International Filing Date:
23 July 2009 (23.07.2009)

(25) Filing Language: English

(26) Publication Language: English

(30) Priority Data:
61/083,621 25 July 2008 (25.07.2008) US

(71) Applicant (for all designated States except US):
SMITHKLINE BEECHAM CORPORATION
[US/US]; One Franklin Plaza, Philadelphia, PA 19101 (US).

(72) Inventors; and

(75) Inventors/Applicants (for US only): **JOHNS, Brian, Alvin** [US/US]; Glaxosmithkline, Corporate Intellectual Property Dept., Five Moore Drive, P. O. Box 13398, Research Triangle Park, NC 27709 (US). **WEATHERHEAD, Jason, Gordon** [US/US]; Glaxosmithkline, Corporate Intellectual Property Dept., Five Moore Drive, P. O. Box 13398, Research Triangle Park, NC 27709 (US).

(74) Agents: **PRUS, Karen, L.** et al.; Glaxosmithkline, Corporate Intellectual Property Dept., Five Moore Drive, P. O. Box 13398, Research Triangle Park, NC 27709 (US).

(81) Designated States (unless otherwise indicated, for every kind of national protection available): AE, AG, AL, AM,

AO, AT, AU, AZ, BA, BB, BG, BH, BR, BW, BY, BZ, CA, CH, CL, CN, CO, CR, CU, CZ, DE, DK, DM, DO, DZ, EC, EE, EG, ES, FI, GB, GD, GE, GH, GM, GT, HN, HR, HU, ID, IL, IN, IS, JP, KE, KG, KM, KN, KP, KR, KZ, LA, LC, LK, LR, LS, LT, LU, LY, MA, MD, ME, MG, MK, MN, MW, MX, MY, MZ, NA, NG, NI, NO, NZ, OM, PE, PG, PH, PL, PT, RO, RS, RU, SC, SD, SE, SG, SK, SL, SM, ST, SV, SY, TJ, TM, TN, TR, TT, TZ, UA, UG, US, UZ, VC, VN, ZA, ZM, ZW.

(84) Designated States (unless otherwise indicated, for every kind of regional protection available): ARIPO (BW, GH, GM, KE, LS, MW, MZ, NA, SD, SL, SZ, TZ, UG, ZM, ZW), Eurasian (AM, AZ, BY, KG, KZ, MD, RU, TJ, TM), European (AT, BE, BG, CH, CY, CZ, DE, DK, EE, ES, FI, FR, GB, GR, HR, HU, IE, IS, IT, LT, LU, LV, MC, MK, MT, NL, NO, PL, PT, RO, SE, SI, SK, SM, TR), OAPI (BF, BJ, CF, CG, CI, CM, GA, GN, GQ, GW, ML, MR, NE, SN, TD, TG).

Declarations under Rule 4.17:

- as to applicant's entitlement to apply for and be granted a patent (Rule 4.17(ii))
- as to the applicant's entitlement to claim the priority of the earlier application (Rule 4.17(iii))
- of inventorship (Rule 4.17(iv))

Published:

- with international search report (Art. 21(3))

(54) Title: CHEMICAL COMPOUNDS

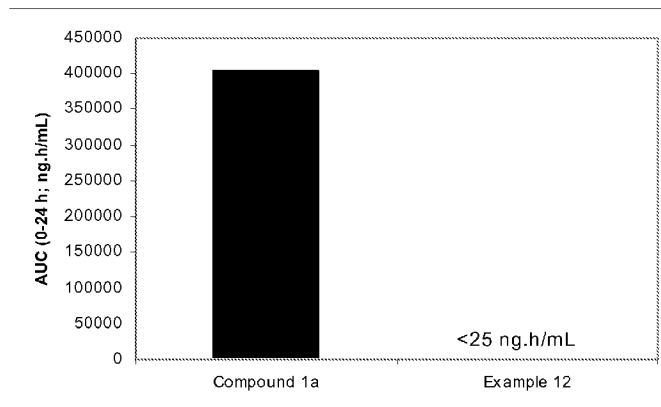


FIG 1

(57) Abstract: The present invention features compounds that are prodrugs of HIV integrase inhibitors and therefore are useful in the delivery of compounds for the inhibition of HIV replication, the prevention and/or treatment of infection by HIV, and in the treatment of AIDS and/or ARC.

WO 2010/011814 A1

CHEMICAL COMPOUNDS

BACKGROUND OF THE INVENTION

The human immunodeficiency virus ("HIV") is the causative agent for acquired
5 immunodeficiency syndrome ("AIDS"), a disease characterized by the destruction of the
immune system, particularly of CD4⁺ T-cells, with attendant susceptibility to opportunistic
infections, and its precursor AIDS-related complex ("ARC"), a syndrome characterized by
symptoms such as persistent generalized lymphadenopathy, fever and weight loss. HIV is a
retrovirus; the conversion of its RNA to DNA is accomplished through the action of the enzyme
10 reverse transcriptase. Compounds that inhibit the function of reverse transcriptase inhibit
replication of HIV in infected cells. Such compounds are useful in the prevention or treatment
of HIV infection in humans.

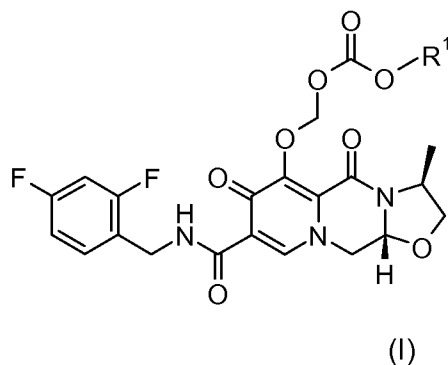
A required step in HIV replication in human T-cells is the insertion by virally-encoded
15 integrase of proviral DNA into the host cell genome. Integration is believed to be mediated by
integrase in a process involving assembly of a stable nucleoprotein complex with viral DNA
sequences, cleavage of two nucleotides from the 3' termini of the linear proviral DNA and
covalent joining of the recessed 3' OH termini of the proviral DNA at a staggered cut made at
the host target site. The repair synthesis of the resultant gap may be accomplished by cellular
enzymes.

20 There is continued need to find new therapeutic agents to treat human diseases. HIV
integrase is an attractive target for the discovery of new therapeutics due to its important role in
viral infections, particularly HIV infections. Integrase inhibitors are disclosed in
WO2006/116724. The compounds of the present invention are designed to deliver active
therapeutic agents.

25

SUMMARY OF THE INVENTION

The present invention features compounds that are prodrugs of HIV integrase inhibitors
and therefore are useful in the inhibition of HIV replication, the prevention and/or treatment of
infection by HIV, and in the treatment of AIDS and/or ARC. The present invention features a
30 compound of formula (I):



wherein:

R^1 is C_1 - C_8 alkyl, C_6 - C_{10} aryl or LR^2 ;

5 L is alkylene;

R^2 is

a) hydroxy;

b) alkoxy;

c) OR^3 wherein R^3 is $P(O)(OH)_2$, alkoxy, or alkylene-alkoxy;

10 d) heterocyclyl optionally substituted with oxo or C_1 - C_8 alkyl;

e) $C(O)OR^4$ wherein R^4 is H, C_1 - C_8 alkyl, or XR^5 wherein X is alkylene and R^5 is C_6 - C_{10} aryl, heterocyclyl, or NR^6R^7 wherein R^6 and R^7 are independently selected from the group consisting of H and C_1 - C_8 alkyl;

f) NR^6R^7 ;

15 g) $C(O)NR^8R^9$ wherein R^8 and R^9 are independently selected from the group consisting of H and XR^5 ; or

h) $C(O)R^{10}$ wherein R^{10} is heterocyclyl optionally substituted with XR^{11} wherein R^{11} is heterocyclyl;

or a pharmaceutically acceptable salt thereof.

20

BRIEF DESCRIPTION OF THE DRAWINGS

Figure 1: Plasma concentrations of (3*S*,11*aR*)-*N*-[(2,4-Difluorophenyl)methyl]-6-hydroxy-3-methyl-5,7-dioxo-2,3,5,7,11,11*a*-hexahydro[1,3]oxazolo[3,2-*a*]pyrido[1,2-*d*]pyrazine-8-carboxamide (compound 1a of Scheme 2) and a prodrug, Example 12.

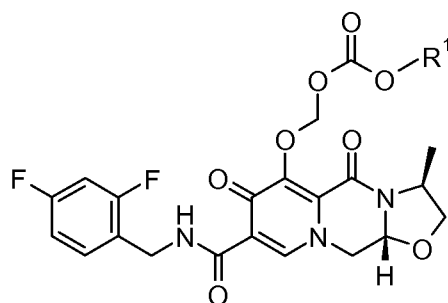
25

DETAILED DESCRIPTION OF THE INVENTION

The present invention includes the compounds of Formula (I), useful in delivering therapeutic agents for treating or preventing viral infections, particularly HIV infections, pharmaceutical compositions comprising compounds of Formula (I), and processes for preparing the compounds.

30

The present invention features a compound of formula (I):



(I)

5 wherein:

R^1 is C_1 - C_8 alkyl, C_6 - C_{10} aryl or LR^2 ;

L is alkylene;

R^2 is

a) hydroxy;

10 b) alkoxy;

c) OR^3 wherein R^3 is $P(O)(OH)_2$, alkoxy, or alkylene-alkoxy;

d) heterocyclyl optionally substituted with oxo or C_1 - C_8 alkyl;

e) $C(O)OR^4$ wherein R^4 is H, C_1 - C_8 alkyl, or XR^5 wherein X is alkylene and R^5 is C_6 - C_{10} aryl, heterocyclyl, or NR^6R^7 wherein R^6 and R^7 are independently selected from the group consisting

15 of H and C_1 - C_8 alkyl;

f) NR^6R^7 ;

g) $C(O)NR^8R^9$ wherein R^8 and R^9 are independently selected from the group consisting of H and XR^5 ; or

h) $C(O)R^{10}$ wherein R^{10} is heterocyclyl optionally substituted with XR^{11} wherein R^{11} is

20 heterocyclyl;

or a pharmaceutically acceptable salt thereof.

The present invention features a compound of formula (I) wherein R^1 is LR^2 wherein R^2 is OR^3 or $C(O)OR^4$.

25 The present invention features a compound of formula (I) wherein R^1 is LR^2 wherein R^2 is OR^3 or $C(O)OR^4$ wherein R^3 is $P(O)(OH)_2$ and R^4 is XR^5 wherein X is alkylene and R^5 is C_6 - C_{10} aryl.

The present invention also features a compound selected from the group consisting of:

30 {{{(3S, 11aR)-8-(((2,4-Difluorophenyl)methyl)amino)carbonyl)-3-methyl-5,7-dioxo-2,3,5,7,11,11a-hexahydro[1,3]oxazolo[3,2-a]pyrido[1,2-d]pyrazin-6-yl]oxy}methyl methyl carbonate;

30 {{{(3S, 11aR)-8-(((2,4-Difluorophenyl)methyl)amino)carbonyl)-3-methyl-5,7-dioxo-2,3,5,7,11,11a-hexahydro[1,3]oxazolo[3,2-a]pyrido[1,2-d]pyrazin-6-yl]oxy}methyl 2-(methoxy)ethyl carbonate;

5
10
15
20
25
30
35

{[(3S,11aR)-8-([(2,4-Difluorophenyl)methyl]amino)carbonyl]-3-methyl-5,7-dioxo-2,3,5,7,11,11a-hexahydro[1,3]oxazolo[3,2-a]pyrido[1,2-d]pyrazin-6-yl]oxy)methyl 1-methylethyl carbonate;

{[(3S,11aR)-8-([(2,4-Difluorophenyl)methyl]amino)carbonyl]-3-methyl-5,7-dioxo-2,3,5,7,11,11a-hexahydro[1,3]oxazolo[3,2-a]pyrido[1,2-d]pyrazin-6-yl]oxy)methyl 2-[2-(methyloxy)ethyl]oxy}ethyl carbonate;

{[(3S,11aR)-8-([(2,4-Difluorophenyl)methyl]amino)carbonyl]-3-methyl-5,7-dioxo-2,3,5,7,11,11a-hexahydro[1,3]oxazolo[3,2-a]pyrido[1,2-d]pyrazin-6-yl]oxy)methyl 2-hydroxyethyl carbonate;

{[(3S,11aR)-8-([(2,4-Difluorophenyl)methyl]amino)carbonyl]-3-methyl-5,7-dioxo-2,3,5,7,11,11a-hexahydro[1,3]oxazolo[3,2-a]pyrido[1,2-d]pyrazin-6-yl]oxy)methyl 2-(phosphonoxy)ethyl carbonate;

{[(3S,11aR)-8-([(2,4-Difluorophenyl)methyl]amino)carbonyl]-3-methyl-5,7-dioxo-2,3,5,7,11,11a-hexahydro[1,3]oxazolo[3,2-a]pyrido[1,2-d]pyrazin-6-yl]oxy)methyl 3-hydroxypropyl carbonate;

{[(3S,11aR)-8-([(2,4-Difluorophenyl)methyl]amino)carbonyl]-3-methyl-5,7-dioxo-2,3,5,7,11,11a-hexahydro[1,3]oxazolo[3,2-a]pyrido[1,2-d]pyrazin-6-yl]oxy)methyl 3-(phosphonoxy)propyl carbonate;

{[(3S,11aR)-8-([(2,4-Difluorophenyl)methyl]amino)carbonyl]-3-methyl-5,7-dioxo-2,3,5,7,11,11a-hexahydro[1,3]oxazolo[3,2-a]pyrido[1,2-d]pyrazin-6-yl]oxy)methyl 2-pyridinylmethyl carbonate;

{[(3S,11aR)-8-([(2,4-Difluorophenyl)methyl]amino)carbonyl]-3-methyl-5,7-dioxo-2,3,5,7,11,11a-hexahydro[1,3]oxazolo[3,2-a]pyrido[1,2-d]pyrazin-6-yl]oxy)methyl 2-(2-oxo-1-pyrrolidinyl)ethyl carbonate;

{[(3S,11aR)-8-([(2,4-Difluorophenyl)methyl]amino)carbonyl]-3-methyl-5,7-dioxo-2,3,5,7,11,11a-hexahydro[1,3]oxazolo[3,2-a]pyrido[1,2-d]pyrazin-6-yl]oxy)methyl 2-(4-morpholinyl)ethyl carbonate;

Phenylmethyl ({[(3S,11aR)-8-([(2,4-difluorophenyl)methyl]amino)carbonyl]-3-methyl-5,7-dioxo-2,3,5,7,11,11a-hexahydro[1,3]oxazolo[3,2-a]pyrido[1,2-d]pyrazin-6-yl]oxy)methyl)oxy]carbonyl]oxy)acetate;

{[(3S,11aR)-8-([(2,4-Difluorophenyl)methyl]amino)carbonyl]-3-methyl-5,7-dioxo-2,3,5,7,11,11a-hexahydro[1,3]oxazolo[3,2-a]pyrido[1,2-d]pyrazin-6-yl]oxy)methyl)oxy]carbonyl]oxy)acetic acid;

{[(3S,11aR)-8-([(2,4-Difluorophenyl)methyl]amino)carbonyl]-3-methyl-5,7-dioxo-2,3,5,7,11,11a-hexahydro[1,3]oxazolo[3,2-a]pyrido[1,2-d]pyrazin-6-yl]oxy)methyl 2-(dimethylamino)ethyl carbonate;

{[(3S,11aR)-8-([(2,4-Difluorophenyl)methyl]amino)carbonyl]-3-methyl-5,7-dioxo-2,3,5,7,11,11a-hexahydro[1,3]oxazolo[3,2-a]pyrido[1,2-d]pyrazin-6-yl]oxy)methyl 2-oxo-2-[4-[2-(1-pyrrolidinyl)ethyl]-1-piperazinyl]ethyl carbonate;

Methyl (((((3S,11aR)-8-(((2,4-difluorophenyl)methyl)amino)carbonyl)-3-methyl-5,7-dioxo-2,3,5,7,11,11a-hexahydro[1,3]oxazolo[3,2-a]pyrido[1,2-d]pyrazin-6-yl)oxy)methyl)oxy)carbonyl)oxy)acetate;

5 {{{(3S,11aR)-8-(((2,4-Difluorophenyl)methyl)amino)carbonyl)-3-methyl-5,7-dioxo-2,3,5,7,11,11a-hexahydro[1,3]oxazolo[3,2-a]pyrido[1,2-d]pyrazin-6-yl)oxy)methyl 2-oxo-2-[(2-pyridinylmethyl)amino]ethyl carbonate;

{{{(3S,11aR)-8-(((2,4-Difluorophenyl)methyl)amino)carbonyl)-3-methyl-5,7-dioxo-2,3,5,7,11,11a-hexahydro[1,3]oxazolo[3,2-a]pyrido[1,2-d]pyrazin-6-yl)oxy)methyl 2-(4-methyl-1-piperazinyl)ethyl carbonate;

10 {{{(3S,11aR)-8-(((2,4-Difluorophenyl)methyl)amino)carbonyl)-3-methyl-5,7-dioxo-2,3,5,7,11,11a-hexahydro[1,3]oxazolo[3,2-a]pyrido[1,2-d]pyrazin-6-yl)oxy)methyl 2-[[2-(4-morpholinyl)ethyl]amino]-2-oxoethyl carbonate;

{{{(3S,11aR)-8-(((2,4-Difluorophenyl)methyl)amino)carbonyl)-3-methyl-5,7-dioxo-2,3,5,7,11,11a-hexahydro[1,3]oxazolo[3,2-a]pyrido[1,2-d]pyrazin-6-yl)oxy)methyl 2-[[4-(dimethylamino)butyl]amino]-2-oxoethyl carbonate;

15 {{{(3S,11aR)-8-(((2,4-Difluorophenyl)methyl)amino)carbonyl)-3-methyl-5,7-dioxo-2,3,5,7,11,11a-hexahydro[1,3]oxazolo[3,2-a]pyrido[1,2-d]pyrazin-6-yl)oxy)methyl 2-[[3-(1H-imidazol-1-yl)propyl]amino]-2-oxoethyl carbonate;

2-Pyridinylmethyl (((((3S,11aR)-8-(((2,4-difluorophenyl)methyl)amino)carbonyl)-3-methyl-5,7-dioxo-2,3,5,7,11,11a-hexahydro[1,3]oxazolo[3,2-a]pyrido[1,2-d]pyrazin-6-yl)oxy)methyl)oxy)carbonyl)oxy)acetate;

20 2-(4-Morpholinyl)ethyl (((((3S,11aR)-8-(((2,4-difluorophenyl)methyl)amino)carbonyl)-3-methyl-5,7-dioxo-2,3,5,7,11,11a-hexahydro[1,3]oxazolo[3,2-a]pyrido[1,2-d]pyrazin-6-yl)oxy)methyl)oxy)carbonyl)oxy)acetate;

25 2-(Dimethylamino)ethyl (((((3S,11aR)-8-(((2,4-difluorophenyl)methyl)amino)carbonyl)-3-methyl-5,7-dioxo-2,3,5,7,11,11a-hexahydro[1,3]oxazolo[3,2-a]pyrido[1,2-d]pyrazin-6-yl)oxy)methyl)oxy)carbonyl)oxy)acetate;

{{{(3S,11aR)-8-(((2,4-Difluorophenyl)methyl)amino)carbonyl)-3-methyl-5,7-dioxo-2,3,5,7,11,11a-hexahydro[1,3]oxazolo[3,2-a]pyrido[1,2-d]pyrazin-6-yl)oxy)methyl 4-nitrophenyl carbonate; and

30 pharmaceutically acceptable salts thereof.

The present invention also features a compound selected from the group consisting of:

A compound selected from the group consisting of:

35 {{{(3S,11aR)-8-(((2,4-Difluorophenyl)methyl)amino)carbonyl)-3-methyl-5,7-dioxo-2,3,5,7,11,11a-hexahydro[1,3]oxazolo[3,2-a]pyrido[1,2-d]pyrazin-6-yl)oxy)methyl 2-(phosphonoxy)ethyl carbonate mono-sodium salt;

[[{(3S,11aR)-8-(((2,4-Difluorophenyl)methyl)amino)carbonyl)-3-methyl-5,7-dioxo-2,3,5,7,11,11a-hexahydro[1,3]oxazolo[3,2-a]pyrido[1,2-d]pyrazin-6-yl]oxy)methyl 3-(phosphonoxy)propyl carbonate mono-sodium salt; and

5 [[{(3S,11aR)-8-(((2,4-Difluorophenyl)methyl)amino)carbonyl)-3-methyl-5,7-dioxo-2,3,5,7,11,11a-hexahydro[1,3]oxazolo[3,2-a]pyrido[1,2-d]pyrazin-6-yl]oxy)methyl 2-(4-morpholinyl)ethyl carbonate acetate.

The term "alkyl", alone or in combination with any other term, refers to a straight-chain or branched-chain saturated aliphatic hydrocarbon radical containing the specified number of carbon atoms. Examples of alkyl radicals include, but are not limited to, methyl, ethyl, n-propyl, 10 isopropyl, n-butyl, isobutyl, sec-butyl, tert-butyl, pentyl, isoamyl, n-hexyl and the like.

The term "alkylene" refers to a straight or branched chain divalent hydrocarbon radical, preferably having from one to twelve carbon atoms, unless otherwise defined. Examples of "alkylene" as used herein include, but are not limited to, methylene, ethylene, propylene, butylene, isobutylene and the like.

15 The term "alkoxy" refers to an alkyl ether radical, wherein the term "alkyl" is defined above. Examples of suitable alkyl ether radicals include, but are not limited to, methoxy, ethoxy, n-propoxy, isopropoxy, n-butoxy, isobutoxy, sec-butoxy, tert-butoxy and the like.

The term "aryl" alone or in combination with any other term, refers to a carbocyclic aromatic moiety (such as phenyl or naphthyl) containing the specified number of carbon atoms, 20 preferably from 6-10 carbon atoms. Examples of aryl radicals include, but are not limited to, phenyl, naphthyl, indenyl, azulenyl, fluorenyl, anthracenyl, phenanthrenyl, tetrahydronaphthyl, indanyl, phenanthridinyl and the like. Unless otherwise indicated, the term "aryl" also includes each possible positional isomer of an aromatic hydrocarbon radical, such as in 1-naphthyl, 2-naphthyl, 5-tetrahydronaphthyl, 6-tetrahydronaphthyl, 1-phenanthridinyl, 2-phenanthridinyl, 3- 25 phenanthridinyl, 4-phenanthridinyl, 7-phenanthridinyl, 8-phenanthridinyl, 9-phenanthridinyl and 10-phenanthridinyl. Examples of aryl radicals include, but are not limited to, phenyl, naphthyl, indenyl, azulenyl, fluorenyl, anthracenyl, phenanthrenyl, tetrahydronaphthyl, indanyl, phenanthridinyl and the like.

The term "heterocycle," "heterocyclic," and "heterocyclyl" as used herein, refer to a 3- 30 to 7- membered monocyclic heterocyclic ring or 8-to 11- membered bicyclic heterocyclic ring system any ring of which is either saturated, partially saturated or unsaturated, and which may be optionally benzofused if monocyclic. Each heterocycle consists of one or more carbon atoms and from one to four heteroatoms selected from the group consisting of N, O and S, and wherein the nitrogen and sulfur heteroatoms may optionally be oxidized, and the nitrogen atom 35 may optionally be quaternized, and including any bicyclic group in which any of the above-

defined heterocyclic rings is fused to a benzene ring. The heterocyclic ring may be attached at any carbon or heteroatom, provided that the attachment results in the creation of a stable structure. Preferred heterocycles include 5-7 membered monocyclic heterocycles and 8-10 membered bicyclic heterocycles. When the heterocyclic ring has substituents, it is understood that the substituents may be attached to any atom in the ring, whether a heteroatom or a carbon atom, provided that a stable chemical structure results. "Heteroaromatics" or "heteroaryl" are included within the heterocycles as defined above and generally refers to a heterocycle in which the ring system is an aromatic monocyclic or polycyclic ring radical containing five to twenty carbon atoms, preferably five to ten carbon atoms, in which one or more ring carbons, preferably one to four, are each replaced by a heteroatom such as N, O, S and P. Preferred heteroaryl groups include 5-6 membered monocyclic heteroaryls and 8 - 10 membered bicyclic heteroaryls. Also included within the scope of the term "heterocycle, "heterocyclic" or "heterocyclyl" is a group in which a non-aromatic heteroatom-containing ring is fused to one or more aromatic rings, such as in an indolinyl, chromanyl, phenanthridinyl or tetrahydro-quinolinyl, where the radical or point of attachment is on the non-aromatic heteroatom-containing ring. Unless otherwise indicated, the term "heterocycle, "heterocyclic" or "heterocyclyl" also included each possible positional isomer of a heterocyclic radical, such as in 1-indolinyl, 2-indolinyl, 3-indolinyl. Examples of heterocycles include imidazolyl, imidazolinoyl, imidazolidinyl, quinolyl, isoquinolyl, indolyl, indazolyl, indazolinolyl, perhydropyridazyl, pyridazyl, pyridyl, pyrrolyl, pyrrolinyl, pyrrolidinyl, pyrazolyl, pyrazinyl, quinoxolyl, piperidinyl, pyranyl, pyrazolinyl, piperazinyl, pyrimidinyl, pyridazinyl, morpholinyl, thiamorpholinyl, furyl, thienyl, triazolyl, thiazolyl, carbolinyl, tetrazolyl, thiazolidinyl, benzofuranoyl, thiamorpholinyl sulfone, oxazolyl, oxadiazolyl, benzoxazolyl, oxopiperidinyl, oxopyrrolidinyl, oxoazepinyl, azepinyl, isoxozolyl, isothiazolyl, furazanyl, tetrahydropyranyl, tetrahydrofuranyl, thiazolyl, thiadiazoyl, dioxolyl, dioxinyl, oxathioly, benzodioxolyl, dithioly, thiophenyl, tetrahydrothiophenyl, sulfolanly, dioxanyl, dioxolanyl, tetahydrofurodihydrofuranly, tetrahydropyranodihydrofuranly, dihydropyranly, tetradryrofurofuranly and tetrahydropyranofuranly.

The term "heteroatom" means nitrogen, oxygen, or sulfur and includes any oxidized form of nitrogen, such as $N(O) \{N^+-O^-\}$ and sulfur such as $S(O)$ and $S(O)_2$, and the quaternized form of any basic nitrogen.

A combination of substituents or variables is permissible only if such a combination results in a stable or chemically feasible compound.

Unless otherwise stated, structures depicted herein are also meant to include all stereochemical forms of the structure, i.e., the R and S configurations for each asymmetric center. Therefore, racemates and racemic mixtures, single enantiomers, diastereomeric

mixtures and individual diastereoisomers of the present compounds are expressly included within the scope of the invention. Although the specific compounds exemplified herein may be depicted in a particular stereochemical configuration, compounds having either the opposite stereochemistry at any given chiral center or mixtures thereof are also envisioned.

5 Unless otherwise stated, structures depicted herein are also meant to include compounds which differ only in the presence of one or more isotopically enriched atoms. For example, compounds having the present structures except for the replacement of a hydrogen by a deuterium or tritium, or the replacement of a carbon by a ¹³C- or ¹⁴C-enriched carbon are also within the scope of this invention.

10 It will be apparent to one skilled in the art that certain compounds of this invention may exist in alternative tautomeric forms. All such tautomeric forms of the present compounds are within the scope of the invention. Unless otherwise indicated, the representation of either tautomer is meant to include the other.

The term "pharmaceutically effective amount" refers to an amount effective in treating a
15 virus infection, for example an HIV infection, in a patient either as monotherapy or in combination with other agents. The term "treating" as used herein refers to the alleviation of symptoms of a particular disorder in a patient, or the improvement of an ascertainable measurement associated with a particular disorder, and may include the suppression of symptom recurrence in an asymptomatic patient such as a patient in whom a viral infection has
20 become latent. The term "prophylactically effective amount" refers to an amount effective in preventing a virus infection, for example an HIV infection, or preventing the occurrence of symptoms of such an infection, in a patient. As used herein, the term "patient" refers to a mammal, including a human.

The term "pharmaceutically acceptable carrier or adjuvant" refers to a carrier or adjuvant
25 that may be administered to a patient, together with a compound of this invention, and which does not destroy the pharmacological activity thereof and is nontoxic when administered in doses sufficient to deliver a therapeutic amount of the antiviral agent.

The term "treatment" as used herein refers to the alleviation of symptoms of a particular
30 disorder in a patient, or the improvement of an ascertainable measurement associated with a particular disorder, and may include the suppression of symptom recurrence in an asymptomatic patient such as a patient in whom a viral infection has become latent. Treatment includes prophylaxis which refers to preventing a disease or condition or preventing the occurrence of symptoms of such a disease or condition, in a patient. As used herein, the term "patient" refers to a mammal, including a human.

As used herein, the term "subject" refers to a patient, animal or a biological sample. The term "biological sample", as used herein, includes, without limitation, cell cultures or extracts thereof; preparations of an enzyme suitable for *in vitro* assay; biopsied material obtained from a mammal or extracts thereof; and blood, saliva, urine, feces, semen, tears, or other body fluids or extracts thereof.

Pharmaceutically acceptable salts of the compounds according to the invention include those derived from pharmaceutically acceptable inorganic and organic acids and bases. Examples of suitable acids include hydrochloric, hydrobromic, sulfuric, nitric, perchloric, fumaric, maleic, phosphoric, glycollic, lactic, salicylic, succinic, toluene-p-sulfonic, tartaric, acetic, citric, methanesulfonic, ethanesulfonic, formic, benzoic, malonic, naphthalene-2-sulfonic and benzenesulfonic acids. Other acids, such as oxalic, while not in themselves pharmaceutically acceptable, may be employed in the preparation of salts useful as intermediates in obtaining the compounds of the invention and their pharmaceutically acceptable acid addition salts.

Salts derived from appropriate bases include alkali metal (e.g. sodium), alkaline earth metal (e.g., magnesium), ammonium, NW_4^+ (wherein W is C_{1-4} alkyl) and other amine salts. Physiologically acceptable salts of a hydrogen atom or an amino group include salts of organic carboxylic acids such as acetic, lactic, tartaric, malic, isethionic, lactobionic and succinic acids; organic sulfonic acids such as methanesulfonic, ethanesulfonic, benzenesulfonic and p-toluenesulfonic acids and inorganic acids such as hydrochloric, sulfuric, phosphoric and sulfamic acids. Physiologically acceptable salts of a compound with a hydroxy group include the anion of said compound in combination with a suitable cation such as Na^+ , NH_4^+ , and NW_4^+ (wherein W is a C_{1-4} alkyl group). Preferred salts include sodium, calcium, potassium, and hydrochloride.

Other compounds of this invention may be prepared by one skilled in the art following the teachings of the specification coupled with knowledge in the art using reagents that are readily synthesized or commercially available.

Any reference to any of the above compounds also includes a reference to a pharmaceutically acceptable salt thereof.

Salts of the compounds of the present invention may be made by methods known to a person skilled in the art. For example, treatment of a compound of the present invention with an appropriate base or acid in an appropriate solvent will yield the corresponding salt.

Compounds of the present invention are useful as prodrugs to deliver therapeutic compounds, for examples compounds disclosed in WO2006/116764, which were demonstrated to have HIV integrase inhibitory activity. One aspect of the instant invention relates to methods

of treating or preventing viral infection, for example an HIV infection, in a biological sample comprising contacting the biological sample with compounds of formula (I) or pharmaceutically acceptable salts thereof. Another aspect of the instant invention relates to methods of treating or preventing viral infection, for example, an HIV infection, in a human comprising administering to the human a therapeutically effective amount of compounds of formula (I) or pharmaceutically acceptable salts thereof.

The compounds according to the invention are particularly suited to the treatment or prophylaxis of HIV infections and associated conditions. Reference herein to treatment extends to prophylaxis as well as the treatment of established infections, symptoms, and associated clinical conditions such as AIDS related complex (ARC), Kaposi's sarcoma, and AIDS dementia.

According to one embodiment of the invention, compounds of formula (I) or salts thereof may be formulated into compositions. In a preferred embodiment, the composition is a pharmaceutical composition, which comprises a compound of formula (I) and pharmaceutically acceptable carrier, adjuvant or vehicle. In one embodiment, the composition comprises an amount of a compound of the present invention effective to treat or prevent viral infection, for example an HIV infection, in a biological sample or in a patient. In another embodiment, compounds of this invention and pharmaceutical compositions thereof, which comprise an amount of a compound of the present innovation effective to inhibit viral replication or to treat or prevent a viral infection or disease or disorder, for example an HIV infection, and a pharmaceutically acceptable carrier, adjuvant or vehicle, may be formulated for administration to a patient, for example, for oral administration.

The present invention features compounds according to the invention for use in medical therapy, for example for the treatment or prophylaxis of a viral infection, for example an HIV infection and associated conditions. The compounds according to the invention are especially useful for the treatment of AIDS and related clinical conditions such as AIDS related complex (ARC), progressive generalized lymphadenopathy (PGL), Kaposi's sarcoma, thrombocytopenic purpura, AIDS-related neurological conditions such as AIDS dementia complex, multiple sclerosis or tropical paraperesis, anti-HIV antibody-positive and HIV-positive conditions, including such conditions in asymptomatic patients.

According to another aspect, the present invention provides a method for the treatment or prevention of the symptoms or effects of a viral infection in an infected patient, for example, a mammal including a human, which comprises administering to said patient a pharmaceutically effective amount of a compound according to the invention. According to one aspect of the invention, the viral infection is a retroviral infection, in particular an HIV infection.

The present invention further includes the use of a compound according to the invention in the manufacture of a medicament for administration to a subject for the treatment of a viral infection, in particular and HIV infection.

5 The compounds according to the invention may also be used in adjuvant therapy in the treatment of HIV infections or HIV-associated symptoms or effects, for example Kaposi's sarcoma.

The present invention further provides a method for the treatment of a clinical condition in a patient, for example, a mammal including a human which clinical condition includes those which have been discussed hereinbefore, which comprises treating said patient with a
10 pharmaceutically effective amount of a compound according to the invention. The present invention also includes a method for the treatment or prophylaxis of any of the aforementioned diseases or conditions.

Reference herein to treatment extends to prophylaxis as well as the treatment of established conditions, disorders and infections, symptoms thereof, and associated. The above
15 compounds according to the invention and their pharmaceutically acceptable salts may be employed in combination with other therapeutic agents for the treatment of the above infections or conditions. Combination therapies according to the present invention comprise the administration of a compound of the present invention or a pharmaceutically acceptable salt thereof and another pharmaceutically active agent. The active ingredient(s) and
20 pharmaceutically active agents may be administered simultaneously (i.e., concurrently) in either the same or different pharmaceutical compositions or sequentially in any order. The amounts of the active ingredient(s) and pharmaceutically active agent(s) and the relative timings of administration will be selected in order to achieve the desired combined therapeutic effect.

Examples of other therapeutic agents include:

25 Nucleotide reverse transcriptase inhibitors such as zidovudine, didanosine, lamivudine, zalcitabine, abacavir, stavidine, adefovir, adefovir dipivoxil, fozivudine, todoxil, emtricitabine, alovudine, amdoxovir, elvucitabine, and similar agents;

Non-nucleotide reverse transcriptase inhibitors (including an agent having anti-oxidation activity such as immunocal, oltipraz, etc.) such as nevirapine, delavirdine, efavirenz, loviride,
30 immunocal, oltipraz, capravirine, TMC-278, TMC-125, etravirine, and similar agents;

Protease inhibitors such as saquinavir, ritonavir, indinavir, nelfinavir, amprenavir, fosamprenavir, brecanavir, atazanavir, tipranavir, palinavir, lasinavir, and similar agents;

Entry inhibitors such as enfuvirtide (T-20), T-1249, PRO-542, PRO-140, TNX-355, BMS-
806, 5-Helix and similar agents;

35 Integrase inhibitors such as L-870,810, raltegravir and similar agents;

Budding inhibitors such as PA-344 and PA-457, and similar agents; and CXCR4 and/or CCR5 inhibitors such as vicriviroc (Sch-C), Sch-D, TAK779, maraviroc (UK 427,857), TAK449 and similar agents.

5 The present invention further includes the use of a compound according to the invention in the manufacture of a medicament for simultaneous or sequential administration with at least another therapeutic agent, such as those defined hereinbefore.

10 Compounds of the present invention may be administered with an agent known to inhibit or reduce the metabolism of compounds, for example ritonavir. Accordingly, the present invention features a method for the treatment or prophylaxis of a disease as hereinbefore described by administration of a compound of the present invention in combination with a metabolic inhibitor. Such combination may be administered simultaneously or sequentially.

15 In general a suitable dose for each of the above-mentioned conditions will be in the range of 0.01 to 250 mg per kilogram body weight of the recipient (e.g. a human) per day, preferably in the range of 0.1 to 100 mg per kilogram body weight per day. Unless otherwise indicated, all weights of active ingredient are calculated as the parent compound of formula (I) for salts or esters thereof, the weights would be increased proportionally. The desired dose may be presented as one, two, three, four, five, six or more sub-doses administered at appropriate intervals throughout the day. In some cases the desired dose may be given on alternative days. These sub-doses may be administered in unit dosage forms containing, for example, 1 to 1000 mg or 20 to 500 mg, or 10 to 500 mg, or 1 to 400 mg of active ingredient per unit dosage form.

20 While it is possible for the active ingredient to be administered alone, it is preferable to present it as a pharmaceutical composition. The compositions of the present invention comprise at least one active ingredient, as defined above, together with one or more acceptable carriers thereof and optionally other therapeutic agents. Each carrier must be acceptable in the sense of being compatible with the other ingredients of the composition and not injurious to the patient.

30 Pharmaceutical compositions include those suitable for oral, rectal, nasal, topical (including transdermal, buccal and sublingual), vaginal or parenteral (including subcutaneous, intramuscular, intravenous, intradermal, and intravitreal) administration. The compositions may conveniently be presented in unit dosage form and may be prepared by any methods well known in the art of pharmacy. Such methods represent a further feature of the present invention and include the step of bringing into association the active ingredients with the carrier, which constitutes one or more accessory ingredients. In general, the compositions are

prepared by uniformly and intimately bringing into association the active ingredients with liquid carriers or finely divided solid carriers or both, and then if necessary shaping the product.

The present invention further includes a pharmaceutical composition as hereinbefore defined wherein a compound of the present invention or a pharmaceutically acceptable salt thereof and another therapeutic agent are presented separately from one another as a kit of parts.

Compositions suitable for transdermal administration may be presented as discrete patches adapted to remain in intimate contact with the epidermis of the recipient for a prolonged period of time. Such patches suitably contain the active compound 1) in an optionally buffered, aqueous solution or 2) dissolved and/or dispersed in an adhesive or 3) dispersed in a polymer. A suitable concentration of the active compound is about 1% to 25%, preferably about 3% to 15%. As one particular possibility, the active compound may be delivered from the patch by electrotransport or iontophoresis as generally described in Pharmaceutical Research 3(6), 318 (1986).

Pharmaceutical compositions of the present invention suitable for oral administration may be presented as discrete units such as capsules, caplets, cachets or tablets each containing a predetermined amount of the active ingredients; as a powder or granules; as a solution or a suspension in an aqueous or non-aqueous liquid; or as an oil-in-water liquid emulsion or a water-in-oil liquid emulsion. The active ingredient may also be presented as a bolus, electuary or paste.

A tablet may be made by compression or molding, optionally with one or more accessory ingredients. Compressed tablets may be prepared by compressing in a suitable machine the active ingredients in a free-flowing form such as a powder or granules, optionally mixed with a binder (e.g. povidone, gelatin, hydroxypropylmethyl cellulose), lubricant, inert diluent, preservative, disintegrant (e.g. sodium starch glycollate, cross-linked povidone, cross-linked sodium carboxymethyl cellulose) surface-active or dispersing agent. Molded tablets may be made by molding a mixture of the powdered compound moistened with an inert liquid diluent in a suitable machine. The tablets may optionally be coated or scored and may be formulated so as to provide slow or controlled release of the active ingredients therein using, for example, hydroxypropylmethyl cellulose in varying proportions to provide the desired release profile. Tablets may optionally be provided with an enteric coating, to provide release in parts of the gut other than the stomach.

Pharmaceutical compositions suitable for topical administration in the mouth include lozenges comprising the active ingredients in a flavored base, usually sucrose and acacia or tragacanth; pastilles comprising the active ingredient in an inert basis such as gelatin and

glycerin, or sucrose and acacia; and mouthwashes comprising the active ingredient in a suitable liquid carrier.

Pharmaceutical compositions suitable for vaginal administration may be presented as pessaries, tampons, creams, gels, pastes, foams or spray. Pharmaceutical compositions may
5 contain in addition to the active ingredient such carriers as are known in the art to be appropriate.

Pharmaceutical compositions for rectal administration may be presented as a suppository with a suitable carrier comprising, for example, cocoa butter or a salicylate or other materials commonly used in the art. The suppositories may be conveniently formed by
10 admixture of the active combination with the softened or melted carrier(s) followed by chilling and shaping in molds.

Pharmaceutical compositions suitable for parenteral administration include aqueous and nonaqueous isotonic sterile injection solutions which may contain anti-oxidants, buffers, bacteriostats and solutes which render the pharmaceutical composition isotonic with the blood
15 of the intended recipient; and aqueous and non-aqueous sterile suspensions which may include suspending agents and thickening agents; and liposomes or other microparticulate systems which are designed to target the compound to blood components or one or more organs. The pharmaceutical compositions may be presented in unit-dose or multi-dose sealed containers, for example, ampoules and vials, and may be stored in a freeze-dried (lyophilized) condition
20 requiring only the addition of the sterile liquid carrier, for example water for injection, immediately prior to use. Extemporaneous injection solutions and suspensions may be prepared from sterile powders, granules and tablets of the kind previously described.

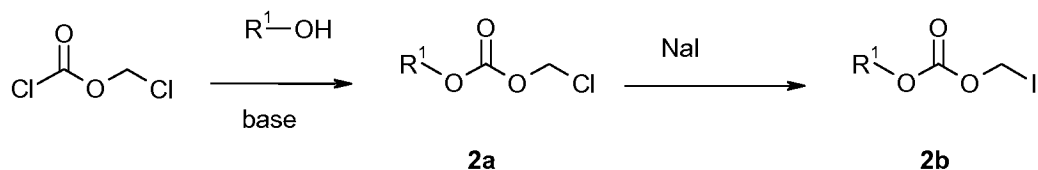
Unit dosage pharmaceutical compositions include those containing a daily dose or daily subdose of the active ingredients, as hereinbefore recited, or an appropriate fraction thereof.

It should be understood that in addition to the ingredients particularly mentioned above
25 the pharmaceutical compositions of this invention may include other agents conventional in the art having regard to the type of pharmaceutical composition in question, for example, those suitable for oral administration may include such further agents as sweeteners, thickeners and flavoring agents.

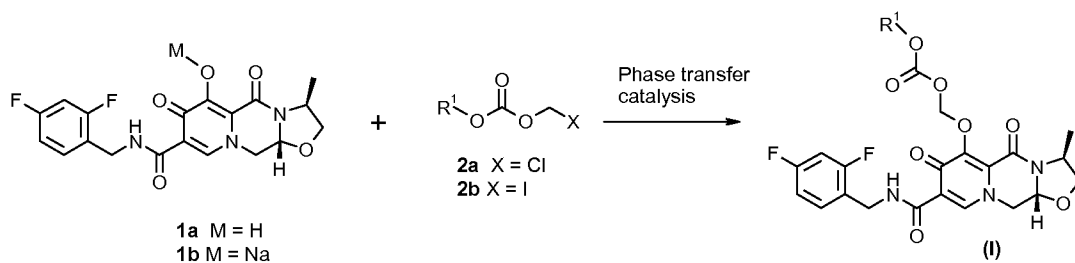
30 The compounds of the present invention may be prepared according to the following reactions schemes and examples, or modifications thereof using readily available starting materials, reagents and conventional synthesis procedures. In these reactions, it is also possible to make use of variants which are known to those of ordinary skill in the art.

(3*S*,11*aR*)-*N*-[(2,4-Difluorophenyl)methyl]-6-hydroxy-3-methyl-5,7-dioxo-2,3,5,7,11,11*a*-hexahydro[1,3]oxazolo[3,2-*a*]pyrido[1,2-*d*]pyrazine-8-carboxamide may be made by methods known to those skilled in the art, including methods disclosed in WO2006/116724.

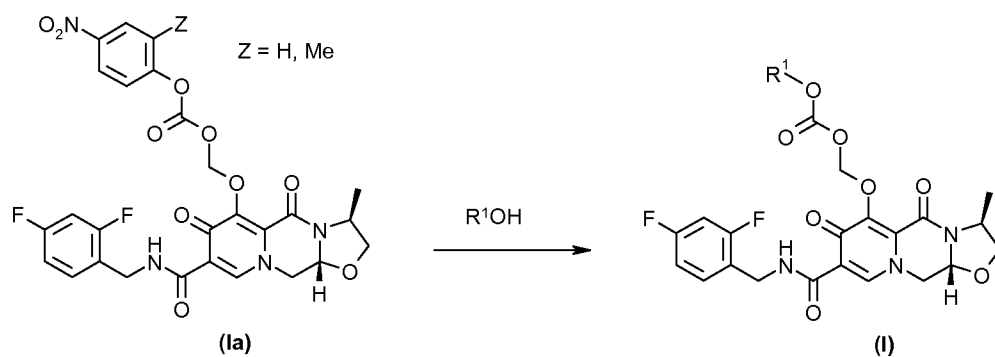
5 Scheme 1



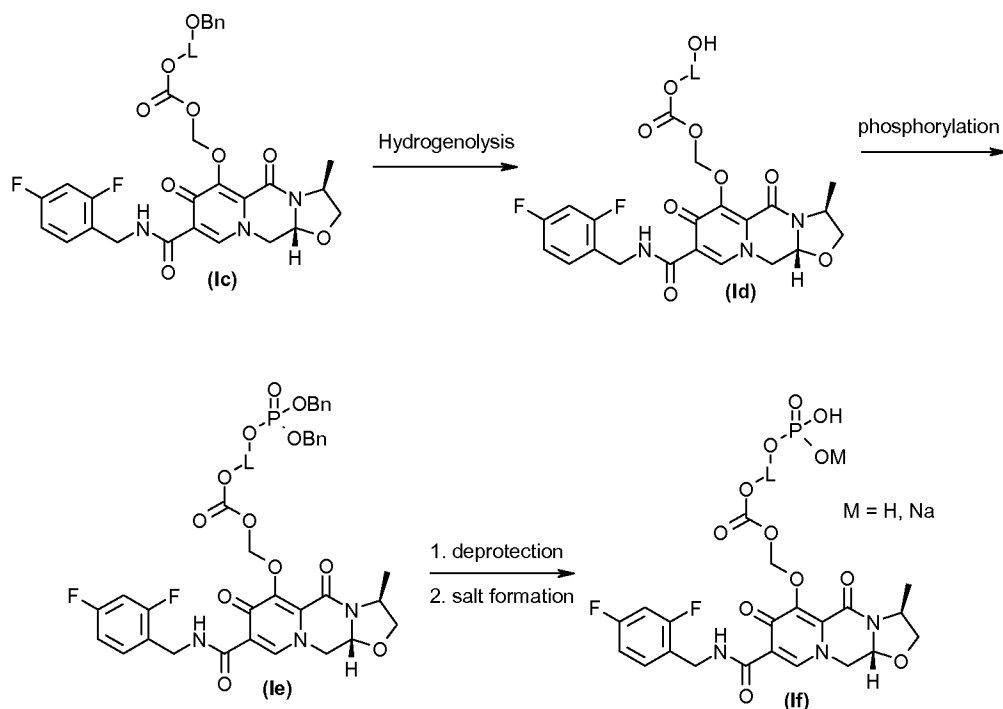
10 Scheme 2



15 Scheme 3

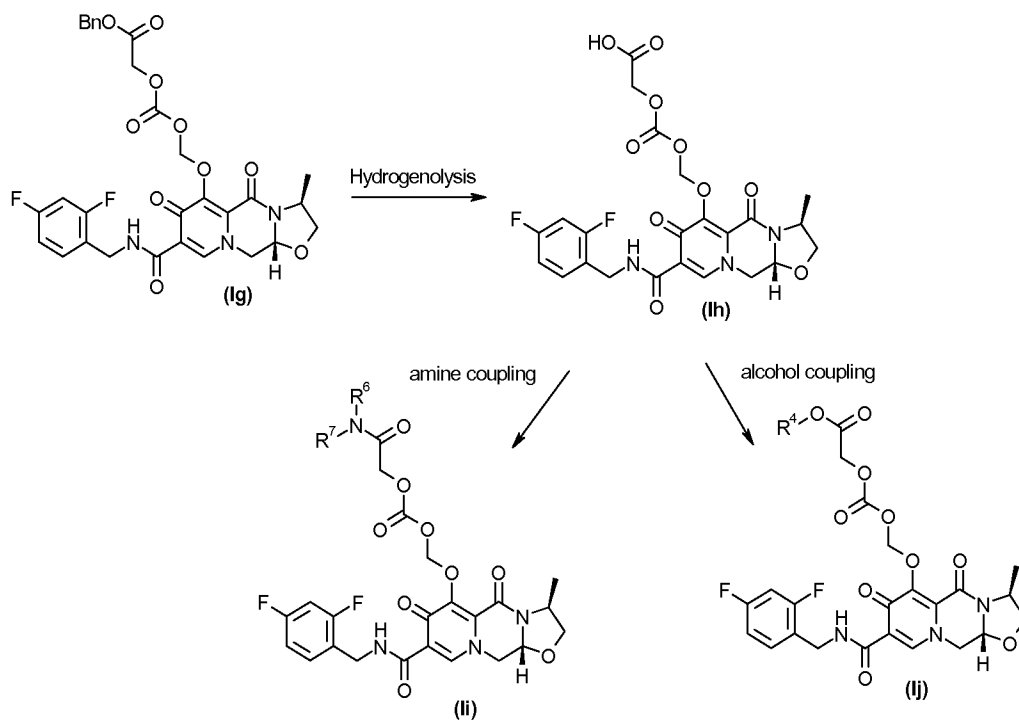


Scheme 4



Scheme 5

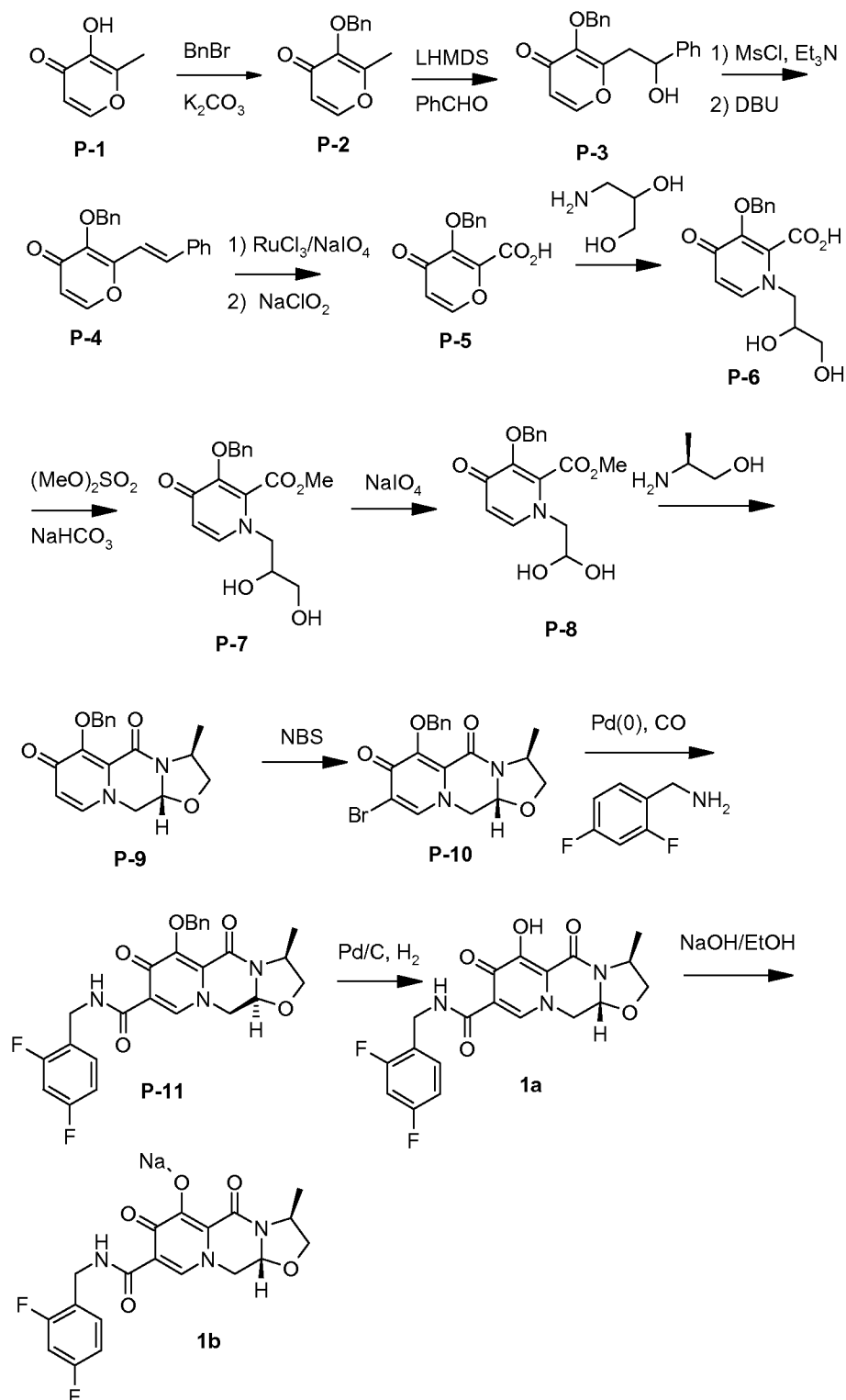
5



The following examples are intended for illustration only and are not intended to limit the scope of the invention in any way.

10

Preparation 1: (3*S*,11*aR*)-*N*-[(2,4-Difluorophenyl)methyl]-6-hydroxy-3-methyl-5,7-dioxo-2,3,5,7,11,11*a*-hexahydro[1,3]oxazolo[3,2-*a*]pyrido[1,2-*d*]pyrazine-8-carboxamide sodium salt (compound 1b, scheme 2).



5

a) Synthesis of 2-methyl-3-[(phenylmethyl)oxy]-4*H*-pyran-4-one (compound P-2).

To a slurry of 2000 g of compound **P-1**(1.0 eq.) in 14.0 L of MeCN were added 2848 g of benzyl bromide(1.05 eq.) and 2630 g of K₂CO₃(1.2 eq.). The mixture was stirred at 80 °C for 5 h and cooled to 13°C. Precipitate was filtered and washed with 5.0 L of MeCN. The filtrate was concentrated and 3.0 L of THF was added to the residue. The THF solution was concentrated to give 3585 g of crude compound **P-2** as oil. Without further purification, compound **P-2** was used in the next step. ¹H NMR(300 MHz, CDCl₃) δ 7.60 (d, *J* = 5.7 Hz, 1H), 7.4–7.3 (m, 5H), 6.37 (d, *J* = 5.7 Hz, 1H), 5.17 (s, 2H), 2.09 (s, 3H).

b) Synthesis of 2-(2-hydroxy-2-phenylethyl)-3-[(phenylmethyl)oxy]-4*H*-pyran-4-one (compound **P-3**). To 904 g of the crude compound **P-2** was added 5.88 L of THF and the solution was cooled to –60 °C. 5.00 L of 1.0 M of Lithium bis(trimethylsilylamide) in THF(1.25 eq.) was added dropwise for 2 h to the solution of compound 2 at –60 °C. Then, a solution of 509 g of benzaldehyde(1.2 eq.) in 800 mL of THF was added at –60 °C and the reaction mixture was aged at –60 °C for 1 h. The THF solution was poured into a mixture of 1.21 L of conc.HCl, 8.14 L of ice water and 4.52 L of EtOAc at less than 2 °C. The organic layer was washed with 2.71 L of brine (twice) and the aqueous layer was extracted with 3.98 L of EtOAc. The combined organic layers were concentrated. To the mixture, 1.63 L of toluene was added and concentrated (twice) to provide toluene slurry of compound **P-3**. Filtration, washing with 0.90 L of cold toluene and drying afforded 955 g of compound **P-3** (74% yield from compound **P-1**) as a solid. ¹H NMR(300 MHz, CDCl₃) δ 7.62 (d, *J* = 5.7 Hz, 1H), 7.5–7.2 (m, 10H), 6.38 (d, *J* = 5.7 Hz, 1H), 5.16 (d, *J* = 11.4 Hz, 1H), 5.09 (d, *J* = 11.4 Hz, 1H), 4.95 (dd, *J* = 4.8, 9.0 Hz, 1H), 3.01 (dd, *J* = 9.0, 14.1 Hz, 1H), 2.84 (dd, *J* = 4.8, 14.1 Hz, 1H).

c) Synthesis of 2-[(*E*)-2-phenylethenyl]-3-[(phenylmethyl)oxy]-4*H*-pyran-4-one (compound **P-4**). To a solution of 882 g of compound **P-3** (1.0 eq.) in 8.82 L of THF were added 416 g of Et₃N(1.5 eq.) and 408 g of methanesulfonyl chloride(1.3 eq.) at less than 30 °C. After confirmation of disappearance of compound **P-3**, 440 mL of NMP and 1167 g of DBU(2.8 eq.) were added to the reaction mixture at less than 30 °C and the reaction mixture was aged for 30 min. The mixture was neutralized with 1.76 L of 16% sulfuric acid and the organic layer was washed with 1.76 L of 2% Na₂SO₃aq. After concentration of the organic layer, 4.41 L of toluene was added and the mixture was concentrated (tree times). After addition of 4.67 L of hexane, the mixture was cooled with ice bath. Filtration, washing with 1.77 L of hexane and drying provided 780 g of compound **P-4** (94% yield) as a solid. ¹H NMR(300 MHz, CDCl₃) δ 7.69 (d, *J* = 5.7 Hz, 1H), 7.50–7.25 (m, 10H), 7.22 (d, *J* = 16.2 Hz, 1H), 7.03 (d, *J* = 16.2 Hz, 1H), 6.41 (d, *J* = 5.7 Hz, 1H), 5.27 (s, 2H).

d) Synthesis of 4-oxo-3-[(phenylmethyl)oxy]-4*H*-pyran-2-carboxylic acid (compound **P-5**). To a mixture of 822 g of compound **P-4** (1.0 eq.) and 11.2 g of $\text{RuCl}_3 \cdot n\text{H}_2\text{O}$ (0.02 eq.) in 2.47 L of MeCN, 2.47 L of EtOAc and 2.47 L of H_2O was added 2310 g of NaIO_4 (4.0 eq.) at less than 25 °C. After aging for 1 h, 733 g of NaClO_2 (3.0 eq.) was added to the mixture at less than 25 °C. After aging for 1 h, precipitate was filtered and washed with 8.22 L of EtOAc. To the filtrate, 1.64 L of 50% $\text{Na}_2\text{S}_2\text{O}_3$ aq, 822 mL of H_2O and 630 mL of conc. HCl were added. The aqueous layer was extracted with 4.11 L of EtOAc and the organic layers were combined and concentrated. To the residue, 4 L of toluene was added and the mixture was concentrated and cooled with ice bath. Filtration, washing with 1 L of toluene and drying provided 372 g of compound **P-5** (56% yield) as a solid. $^1\text{H NMR}$ (300 MHz, CDCl_3) δ 7.78 (d, $J = 5.7$ Hz, 1H), 7.54–7.46 (m, 2H), 7.40–7.26 (m, 3H), 6.48 (d, $J = 5.7$ Hz, 1H), 5.6 (brs, 1H), 5.31 (s, 2H).

e) Synthesis of 1-(2,3-dihydroxypropyl)-4-oxo-3-[(phenylmethyl)oxy]-1,4-dihydro-2-pyridinecarboxylic acid (compound **P-6**). A mixture of 509 g of compound **P-5** (1.0 eq.) and 407 g of 3-amino-propane-1,2-diol (2.5 eq.) in 1.53 L of EtOH was stirred at 65 °C for 1 h and at 80 °C for 6 h. After addition of 18.8 g of 3-Amino-propane-1,2-diol (0.1 eq.) in 200 mL of EtOH, the mixture was stirred at 80 °C for 1 h. After addition of 18.8 g of 3-amino-propane-1,2-diol (0.1 eq.) in 200 mL of EtOH, the mixture was stirred at 80 °C for 30 min. After cooling and addition of 509 mL of H_2O , the mixture was concentrated. To the residue, 2.54 L of H_2O and 2.54 L of AcOEt were added. After separation, the aqueous layer was washed with 1.02 L of EtOAc. To the aqueous layer, 2.03 L of 12% sulfuric acid was added at less than 12 °C to give crystal of compound **P-6**. Filtration, washing with 1.53 L of cold H_2O and drying provided 576 g of compound **P-6** (83% yield) as a solid. $^1\text{H NMR}$ (300 MHz, $\text{DMSO}-d_6$) δ 7.67 (d, $J = 7.5$ Hz, 1H), 7.5–7.2 (m, 5H), 6.40 (d, $J = 7.5$ Hz, 1H), 5.07 (s, 2H), 4.2–4.0 (m, 1H), 3.9–3.6 (m, 2H), 3.38 (dd, $J = 4.2, 10.8$ Hz, 1H), 3.27 (dd, $J = 6.0, 10.8$ Hz, 1H).

f) Synthesis of methyl 1-(2,3-dihydroxypropyl)-4-oxo-3-[(phenylmethyl)oxy]-1,4-dihydro-2-pyridinecarboxylate (compound **P-7**). To a slurry of 576 g of compound **P-6** (1.0 eq.: 5.8% of H_2O was contained) in 2.88 L of NMP were added 431 g of NaHCO_3 (3.0 eq.) and 160 mL of methyl iodide (1.5 eq.) and the mixture was stirred at room temperature for 4 h. After cooling to 5 °C, 1.71 L of 2N HCl and 1.15 L of 20% NaCl aq were added to the mixture at less than 10 °C to give crystal of compound 7. Filtration, washing with 1.73 L of H_2O and drying provided 507 g of compound **P-7** (89% yield) as a solid. $^1\text{H NMR}$ (300 MHz, $\text{DMSO}-d_6$) δ 7.59 (d, $J = 7.5$ Hz, 1H), 7.40–7.28 (m, 5H), 6.28 (d, $J = 7.5$ Hz, 1H), 5.21 (d, $J = 5.4$ Hz, 1H), 5.12 (d, $J = 10.8$ Hz, 1H), 5.07 (d, $J = 10.8$ Hz, 1H), 4.83 (t, $J = 5.7$ Hz, 1H), 3.97

(dd, $J = 2.4, 14.1$ Hz, 1H), 3.79 (s, 3H), 3.70 (dd, $J = 9.0, 14.4$ Hz, 1H), 3.65–3.50 (m, 1H), 3.40–3.28 (m, 1H), 3.26–3.14 (m, 1H).

5 g) Synthesis of methyl 1-(2,2-dihydroxyethyl)-4-oxo-3-[(phenylmethyl)oxy]-1,4-dihydro-2-pyridinecarboxylate (compound **P-8**). To a mixture of 507 g of compound **P-7** (1.0 eq.) in 5.07 L of MeCN, 5.07 L of H₂O and 9.13 g of AcOH(0.1 eq.) was added 390 g of NaIO₄(1.2 eq.) and the mixture was stirred at room temperature for 2 h. After addition of 1.52 L of 10% Na₂S₂O₃aq., the mixture was concentrated and cooled to 10 °C. Filtration, washing with H₂O and drying provided 386 g of compound **P-8** (80% yield) as a solid. ¹H NMR(300 MHz, DMSO-*d*₆) δ 7.62 (d, $J = 7.5$ Hz, 1H), 7.42–7.30 (m, 5H), 6.33 (d, $J = 6.0$ Hz, 2H), 10 6.29 (d, $J = 7.5$ Hz, 1H), 5.08 (s, 2H), 4.95–4.85 (m, 1H), 3.80 (s, 3H), 3.74 (d, $J = 5.1$ Hz, 2H).

15 h) Synthesis of (3*S*,11*aR*)-3-methyl-6-[(phenylmethyl)oxy]-2,3,11,11*a*-tetrahydro[1,3]oxazolo[3,2-*a*]pyrido[1,2-*d*]pyrazine-5,7-dione (compound **P-9**). After dissolution of mixture of 320 g of compound **P-8** (1.0 eq.) in 3.20 L of MeOH by heating, the solution was concentrated. To the residue, 1.66 L of MeCN, 5.72 mL of AcOH(0.1 eq.) and 82.6 g of (*S*)-2-Amino-propan-1-ol(1.1 eq.) were added and the mixture was heated to 70 °C, stirred at 70 °C for 4 h and concentrated. To the residue, 1.67 L of 2-propanol was 20 added and the mixture was concentrated (twice). After cooling of the residue, filtration, washing with 500 mL of cold 2-propanol and drying provided 167 g of compound **P-9** (52% yield) as a solid. ¹H NMR(300 MHz, CDCl₃) δ 7.61–7.55 (m, 2H), 7.40–7.20 (m, 4H), 6.53 (d, $J = 7.2$, 1H), 5.46 (d, $J = 10.5$ Hz, 1H), 5.23 (d, $J = 10.2$ Hz, 1H), 5.20 (dd, $J = 3.9, 9.6$ Hz, 1H), 4.46–4.34 (m, 1H), 4.31 (dd, $J = 6.6, 8.7$ Hz, 1H), 4.14 (dd, $J = 3.9, 12.3$ Hz, 1H), 25 3.79 (dd, $J = 9.9, 12.3$ Hz, 1H), 3.62 (dd, $J = 6.9, 8.7$ Hz, 1H), 1.38 (d, $J = 6.3$ Hz, 3H).

30 i) Synthesis of (3*S*,11*aR*)-8-bromo-3-methyl-6-[(phenylmethyl)oxy]-2,3,11,11*a*-tetrahydro[1,3]oxazolo[3,2-*a*]pyrido[1,2-*d*]pyrazine-5,7-dione (compound **P-10**). To slurry of 156 g of compound **P-9** (1.0 eq.) in 780 mL of NMP was added 93.6 g of NBS(1.1 eq.) and the mixture was stirred at room temperature for 2.5 h. The reaction mixture was added to 3.12 L of H₂O. Filtration, washing with 8.0 L of H₂O and drying provided 163 g of compound **P-10** (84% yield) as a solid. ¹H NMR(300 MHz, DMSO-*d*₆) δ 8.37 (s, 1H), 7.55–7.50 (m, 2H), 7.42–7.25 (m, 3H), 5.34 (dd, $J = 3.6, 9.9$ Hz, 1H), 5.18 (d, $J = 10.8$ Hz, 1H), 5.03 (d, $J = 10.5$ Hz, 1H), 4.53 (dd, $J = 3.6, 12.0$ Hz, 1H), 4.40–4.20 (m, 2H), 3.99 (dd, $J = 9.9, 11.7$ Hz, 1H), 3.64 (dd, $J = 5.7, 8.1$ Hz, 1H), 1.27 (d, $J = 6.3$ Hz, 3H).

35

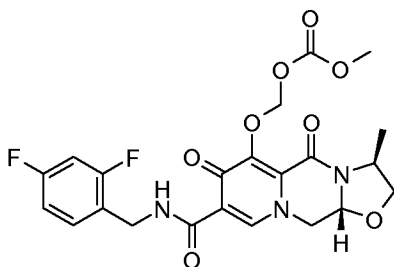
j) Synthesis of (3*S*,11*aS*)-*N*-[(2,4-difluorophenyl)methyl]-3-methyl-5,7-dioxo-6-[(phenylmethyl)oxy]-2,3,5,7,11,11*a*-hexahydro[1,3]oxazolo[3,2-*a*]pyrido[1,2-*d*]pyrazine-8-carboxamide (compound **P-11**). Under carbon mono-oxide atmosphere, a mixture of 163 g of compound **P-10** (1.0 eq.), 163 mL of *i*-Pr₂NEt(2.5 eq.), 68.4 mL of 2,4-difluorobenzylamine(1.5 eq.) and 22.5 g of Pd(PPh₃)₄(0.05 eq.) in 816 mL of DMSO was stirred at 90 °C for 7 h. After cooling, removal of precipitate, washing with 50 mL of DMSO and addition of 11.3 g of Pd(PPh₃)₄(0.025 eq.), the reaction mixture was stirred at 90 °C for 2 h under carbon mono-oxide atmosphere again. After cooling, removal of precipitate and addition of 2.0 L of AcOEt and 2.0 L of H₂O, the organic layer was washed with 1.0 L of 1N HCl_{aq}. and 1.0 L of H₂O (twice) and the aqueous layer was extracted with 1.0 L of AcOEt. The organic layers were combined and concentrated. Silica gel column chromatography of the residue provided 184 g of compound **P-11** (96% yield) as foam. ¹H NMR(300 MHz, CDCl₃) δ 10.38 (t, *J* = 6.3 Hz, 1H), 8.39 (s, 1H), 7.75–7.25 (m, 7H), 6.90–6.70 (m, 2H), 5.43 (d, *J* = 10.2 Hz, 1H), 5.24 (d, *J* = 10.2 Hz, 1H), 5.19 (dd, *J* = 3.9, 9.9 Hz, 1H), 4.63 (d, *J* = 6.0 Hz, 2H), 4.50–4.25 (m, 3H), 3.86 (dd, *J* = 9.9, 12.3 Hz, 1H), 3.66 (dd, *J* = 6.9, 8.4 Hz, 1H), 1.39 (d, *J* = 6.0 Hz, 3H).

k) Synthesis of (3*S*,11*aR*)-*N*-[(2,4-difluorophenyl)methyl]-6-hydroxy-3-methyl-5,7-dioxo-2,3,5,7,11,11*a*-hexahydro[1,3]oxazolo[3,2-*a*]pyrido[1,2-*d*]pyrazine-8-carboxamide (compound **1a**). Under hydrogen atmosphere, a mixture of 184 g of compound **P-11** (1.0 eq.) and 36.8 g of 10%Pd-C in 3.31 L of THF and 0.37 L of MeOH was stirred for 3 h. After filtration of precipitate(Pd-C), washing with THF/MeOH(9/1) and addition of 36.8 g of 10% Pd-C, the mixture was stirred for 20 min under hydrogen atmosphere. After filtration of precipitate(Pd-C) and washing with THF/MeOH(9/1), the filtrate was concentrated. After 200 mL of AcOEt was added to the residue, filtration afforded crude solid of compound **1a**. The precipitates were combined and extracted with 4.0 L of CHCl₃/MeOH(5/1). After concentration of the CHCl₃/MeOH solution and addition of 250 mL of AcOEt to the residue, filtration afforded crude solid of compound **1a**. The crude solids were combined and dissolved in 8.2 L of MeCN/H₂O(9/1) by heating. After filtration, the filtrate was concentrated. To the residue, 1.5 L of EtOH was added and the mixture was concentrated (three times). After cooling of the residue, filtration and drying provided 132 g of compound **1a** (88% yield) as a solid. ¹H NMR(300 MHz, DMSO-*d*₆) δ 11.47 (brs, 1H), 10.31 (t, *J* = 6.0 Hz, 1H), 8.46 (s, 1H), 7.40 (td, *J* = 8.6, 6.9 Hz, 1H), 7.24 (ddd, *J* = 2.6, 9.4, 10.6, 1H), 7.11–7.01 (m, 1H), 5.39 (dd, *J* = 4.1, 10.4 Hz, 1H), 4.89 (dd, *J* = 4.2, 12.3 Hz, 1H), 4.55 (d, *J* =

6.0 Hz, 2H), 4.40 (dd, $J = 6.8, 8.6$ Hz, 1H), 4.36–4.22 (m, 1H), 4.00 (dd, $J = 10.2, 12.3$ Hz, 1H), 3.67 (dd, $J = 6.7, 8.6$ Hz, 1H), 1.34 (d, $J = 6.3$ Hz, 3H).

5 l) Synthesis of (3*S*,11*aR*)-*N*-[(2,4-difluorophenyl)methyl]-6-hydroxy-3-methyl-5,7-dioxo-2,3,5,7,11,11*a*-hexahydro[1,3]oxazolo[3,2-*a*]pyrido[1,2-*d*]pyrazine-8-carboxamide sodium salt (compound **1b**). After dissolution of 16.0 g of compound **1a** (1.0 eq.) in 2.56 L of EtOH and 0.64 L of H₂O by heating, followed by filtration, 39 mL of 1N NaOH aq. (1.0 eq.) was added to the solution at 75 °C. The solution was gradually cooled to room temperature. Filtration, washing with 80 mL of EtOH and drying provided 13.5 g of compound **1b** (80%
10 yield) as a solid. ¹H NMR(300 MHz, DMSO-*d*₆) δ 10.73 (t, $J = 6.0$ Hz, 1H), 7.89 (s, 1H), 7.40–7.30 (m, 1H), 7.25–7.16 (m, 1H), 7.07–6.98 (m, 1H), 5.21 (dd, $J = 3.8, 10.0$ Hz, 1H), 4.58 (dd, $J = 3.8, 12.1$ Hz, 1H), 4.51 (d, $J = 5.4$ Hz, 2H), 4.30-4.20 (m, 2H), 3.75 (dd, $J = 10.0, 12.1$ Hz, 1H), 3.65–3.55 (m, 1H), 1.27 (d, $J = 6.1$ Hz, 3H).

15 Example 1: {[(3*S*,11*aR*)-8-({[(2,4-Difluorophenyl)methyl]amino}carbonyl)-3-methyl-5,7-dioxo-2,3,5,7,11,11*a*-hexahydro[1,3]oxazolo[3,2-*a*]pyrido[1,2-*d*]pyrazin-6-yl]oxy}methyl methyl carbonate.



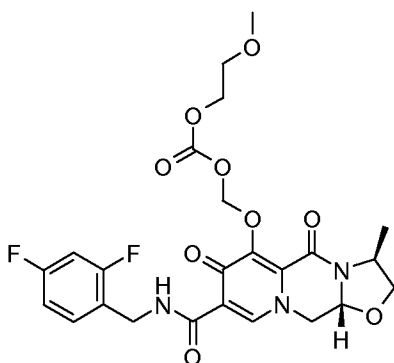
20 a) Chloromethyl methyl carbonate. Chloromethyl chloridocarbonate (3 ml, 33.7 mmol) was dissolved in dichloromethane (10 mL) and cooled to 0°C. Methanol (1.36 mL, 33.7 mmol) was added dropwise, followed by pyridine (2.73 mL, 33.7 mmol) dropwise. The white suspension was stirred at 0°C and allowed to warm to ambient temperature and stirred for
25 14 hours. The suspension was quenched with water, diluted with aqueous citric acid, extracted with dichloromethane, washed with sodium bicarbonate, brine, dried over sodium sulfate and concentrated under reduced pressure to give chloromethyl methyl carbonate as a clear colorless oil. ¹H NMR (CDCl₃) δ 5.72 (s, 2 H), 3.96 (s, 3 H).

30 b) Iodomethyl methyl carbonate. Chloromethyl methyl carbonate (2.05 g, 16.46 mmol) was dissolved in acetone and sodium iodide (3.70 g, 24.69 mmol) was added and the reaction

was heated at 40 °C for 15 hours. The yellow suspension was allowed to cool to ambient temperature, concentrated under reduced pressure, diluted with water and aqueous sodium thiosulfate, extracted with dichloromethane, washed with brine, dried over sodium sulfate, and concentrated under reduced pressure to give iodomethyl methyl carbonate as a clear yellow oil. ¹H NMR (CDCl₃) δ 5.92 (s, 2 H), 3.93 (s, 3 H).

c) [[[(3S,11aR)-8-([(2,4-Difluorophenyl)methyl]amino)carbonyl]-3-methyl-5,7-dioxo-2,3,5,7,11,11a-hexahydro[1,3]oxazolo[3,2-a]pyrido[1,2-d]pyrazin-6-yl]oxy)methyl methyl carbonate. **1b** (30 mg, 0.070 mmol) and potassium carbonate (29 mg, 0.209 mmol) were suspended in water and tetrabutylammonium hydrogen sulfate (24 mg, 0.070 mmol) was added followed by dichloromethane. Stirring 5 min gave a clear biphasic solution. Iodomethyl methyl carbonate (19.5 mg, 0.091 mmol) was added as a solution in dichloromethane. Stirring 3 hours gave complete reaction. The reaction was diluted with water, dichloromethane, extracted with dichloromethane, washed with sodium bicarbonate, brine, dried over sodium sulfate, and purified by silica-gel chromatography (1-12% methanol/ dichloromethane gradient elution) to give the title compound. ¹H NMR (CDCl₃) δ 10.21(m, 1 H), 8.44, (s, 1 H), 7.32 (m, 1 H), 6.80 (m, 2 H), 5.88 (d, *J* = 6.8 Hz, 1 H), 5.79 (d, *J* = 6.4 Hz, 1 H), 5.31 (m, 1 H), 4.49 (d, *J* = 6 Hz, 2 H), 4.43-4.32 (m, 3 H), 3.92 (m, 1 H), 3.81 (s, 3 H), 3.67 (m, 1 H), 1.39 (d, *J* = 6.4 Hz, 3 H). ES⁺ MS: 494 (M+1).

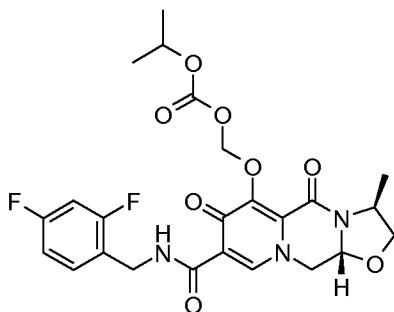
Example 2: [[[(3S,11aR)-8-([(2,4-Difluorophenyl)methyl]amino)carbonyl]-3-methyl-5,7-dioxo-2,3,5,7,11,11a-hexahydro[1,3]oxazolo[3,2-a]pyrido[1,2-d]pyrazin-6-yl]oxy)methyl 2-(methoxy)ethyl carbonate.



The title compound was prepared from iodomethyl 2-(methoxy)ethyl carbonate (122 mg, 0.468 mmol), **1b** (50 mg, 0.117 mmol), potassium carbonate (48 mg, 0.351 mmol), and tetrabutylammonium hydrogen sulfate (40 mg, 0.117 mmol), using a similar process to that described in example 1. ¹H NMR (CDCl₃) δ 10.20 (m, 1 H), 8.42 (s, 1 H), 7.34 (m, 1 H), 6.80

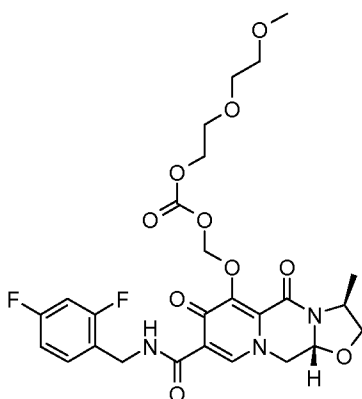
(m, 2 H), 5.94 (d, $J = 6.8$ Hz, 1 H), 5.87 (d, $J = 6.4$ Hz, 1 H), 5.30 (dd, $J = 10, 4$ Hz, 1 H), 4.59 (m, 2 H), 4.43-4.29 (m, 5 H), 3.92 (m, 3 H), 3.70-3.61 (m, 3 H), 3.36 (s, 3 H), 1.40 (d, $J = 6$ Hz, 3 H). ES⁺ MS: 538 (M+1).

- 5 Example 3: $\{[(3S,11aR)-8-([(2,4\text{-Difluorophenyl)methyl]amino})\text{carbonyl}]-3\text{-methyl-5,7-dioxo-2,3,5,7,11,11a-hexahydro}[1,3]\text{oxazolo}[3,2\text{-}a]\text{pyrido}[1,2\text{-}d]\text{pyrazin-6-yl}]\text{oxy}\}$ methyl 1-methylethyl carbonate



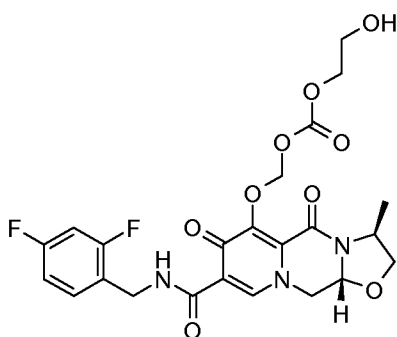
- 10 The title compound was prepared from iodomethyl 1-methylethyl carbonate (140 mg, 0.574 mmol), **1b** (50 mg, 0.117 mmol), potassium carbonate (48 mg, 0.351 mmol), and tetrabutylammonium hydrogen sulfate (40 mg, 0.117 mmol), using a similar process to that described in example 1. ¹H NMR (CDCl₃) δ 10.29 (m, 1 H), 8.44 (s, 1 H), 7.29 (m, 1 H), 6.77 (m, 2 H), 5.84 (s, 2 H), 5.27 (dd, $J = 9.6, 3.6$ Hz, 1 H), 4.88 (m, 1 H), 4.56 (m, 2 H), 4.40-4.29 (m, 3 H), 3.89 (m, 1 H), 3.65 (m, 1 H), 1.37 (d, $J = 6.4$ Hz, 3 H) 1.26 (m, 6 H). ES⁺ MS: 522 (M+1).

- 20 Example 4: $\{[(3S,11aR)-8-([(2,4\text{-Difluorophenyl)methyl]amino})\text{carbonyl}]-3\text{-methyl-5,7-dioxo-2,3,5,7,11,11a-hexahydro}[1,3]\text{oxazolo}[3,2\text{-}a]\text{pyrido}[1,2\text{-}d]\text{pyrazin-6-yl}]\text{oxy}\}$ methyl 2- $\{[2\text{-}(\text{methoxy})\text{ethyl}]\text{oxy}\}$ ethyl carbonate.



The title compound was prepared from iodomethyl 2-[[2-(methoxy)ethyl]oxy]ethyl carbonate (57 mg, 0.187 mmol), **1b** (40 mg, 0.094 mmol), potassium carbonate (39 mg, 0.281 mmol), and tetrabutylammonium hydrogen sulfate (32 mg, 0.094 mmol), using a similar
 5 process to that described in example 1. ¹H NMR (CDCl₃) δ 10.21 (m, 1 H), 8.44 (s, 1 H), 7.32 (m, 1 H), 6.81 (m, 2 H), 5.93 (d, *J* = 6.4 Hz, 1 H), 5.83 (d, *J* = 6.4 Hz, 1 H), 5.30 (dd, *J* = 10, 3.6 Hz, 1 H), 4.59 (m, 2 H), 4.43-4.27 (m, 5 H), 3.93 (m, 1 H), 3.77-3.61 (m, 5 H), 3.52 (m, 2 H), 3.35 (s, 3 H), 1.38 (d, *J* = 6.4 Hz, 3 H). ES⁺ MS: 582 (M+1).

10 Example 5: {[(3S,11aR)-8-([(2,4-Difluorophenyl)methyl]amino)carbonyl]-3-methyl-5,7-dioxo-2,3,5,7,11,11a-hexahydro[1,3]oxazolo[3,2-a]pyrido[1,2-d]pyrazin-6-yl]oxy}methyl 2-hydroxyethyl carbonate.

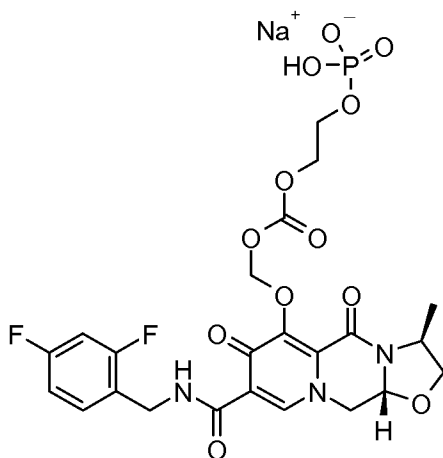


15 a) {[(3S,11aR)-8-([(2,4-Difluorophenyl)methyl]amino)carbonyl]-3-methyl-5,7-dioxo-2,3,5,7,11,11a-hexahydro[1,3]oxazolo[3,2-a]pyrido[1,2-d]pyrazin-6-yl]oxy}methyl 2-[(phenylmethyl)oxy]ethyl carbonate. The benzyl protected derivative was prepared from iodomethyl 2-[(phenylmethyl)oxy]ethyl carbonate (126 mg, 0.374 mmol), **1b** (80 mg, 0.187
 20 mmol), potassium carbonate (78 mg, 0.562 mmol), and tetrabutylammonium hydrogen sulfate (64 mg, 0.187 mmol), using a similar process to that described in example 1. ¹H NMR (CDCl₃) δ 10.21 (m, 1 H), 8.45 (s, 1 H), 7.34-7.25 (m, 6 H), 6.78 (m, 2 H), 5.92 (d, *J* =

6.8 Hz, 1 H), 5.82 (d, $J = 6.4$ Hz, 1 H), 5.26 (dd, $J = 10, 4$ Hz, 1 H), 4.57-4.52 (m, 4 H), 4.44-4.23 (m, 5 H), 3.84 (m, 1 H), 3.71 (m, 2 H), 3.60 (m, 1 H), 1.33 (d, $J = 6$ Hz, 3 H). ES^+ MS: 614 (M+1).

- 5 b) $\{[(3S,11aR)-8-([(2,4-Difluorophenyl)methyl]amino)carbonyl]-3-methyl-5,7-dioxo-2,3,5,7,11,11a-hexahydro[1,3]oxazolo[3,2-a]pyrido[1,2-d]pyrazin-6-yl]oxy\}$ methyl 2-hydroxyethyl carbonate. The intermediate from step (a) (97 mg, 0.158 mmol) was dissolved in methanol and 10 w.t. % palladium on carbon (97 mg) was added under a nitrogen atmosphere. The mixture was stirred under 50 psi hydrogen for 14 hours, filtered
10 through celite, and the filtrate was concentrated under reduced pressure to yield the title compound as a white solid. 1H NMR ($CDCl_3$) δ 10.12 (m, 1 H), 8.43 (s, 1 H), 7.34 (m, 1 H), 6.82 (m, 2 H), 6.02 (d, $J = 6.8$ Hz, 1 H), 5.90 (d, $J = 6.4$ Hz, 1 H), 5.29 (dd, $J = 10, 4$ Hz, 1 H), 4.67-4.52 (m, 3 H), 4.40-4.35 (m, 3 H), 4.23 (m, 1 H), 4.01-3.92 (m, 2 H), 3.79 (m, 1 H), 3.71-3.63 (m, 2 H), 1.41 (d, $J = 5.6$ Hz, 3 H). ES^+ MS: 524 (M+1).

15 Example 6: $\{[(3S,11aR)-8-([(2,4-Difluorophenyl)methyl]amino)carbonyl]-3-methyl-5,7-dioxo-2,3,5,7,11,11a-hexahydro[1,3]oxazolo[3,2-a]pyrido[1,2-d]pyrazin-6-yl]oxy\}$ methyl 2-(phosphonoxy)ethyl carbonate mono-sodium salt.



- 20 a) 2-({Bis[(phenylmethyl)oxy]phosphoryl}oxy)ethyl $\{[(3S,11aR)-8-([(2,4-difluorophenyl)methyl]amino)carbonyl]-3-methyl-5,7-dioxo-2,3,5,7,11,11a-hexahydro[1,3]oxazolo[3,2-a]pyrido[1,2-d]pyrazin-6-yl]oxy\}$ methyl carbonate. Dibenzyl N, N-diisopropyl-phosphoramidite was added to a mixture of $\{[(3S,11aR)-8-([(2,4-$
25 $\text{difluorophenyl)methyl]amino)carbonyl]-3-methyl-5,7-dioxo-2,3,5,7,11,11a-hexahydro[1,3]oxazolo[3,2-a]pyrido[1,2-d]pyrazin-6-yl]oxy\}$ methyl 2-hydroxyethyl carbonate (49.4 mg, 0.094 mmol) and tetrazole (79 mg, 1.13 mmol) in dichloromethane at ambient

temperature and stirred 3 hours. Additional dibenzyl N, N-diisopropyl-phosphoramidite (0.08 mL) was added and the mixture was stirred for 14 hours at ambient temperature. The reaction was cooled in an ice-water bath, and *m*-CPBA (130 mg, 0.755 mmol) was added carefully and the mixture was stirred for 30 minutes letting the ice-bath expire.

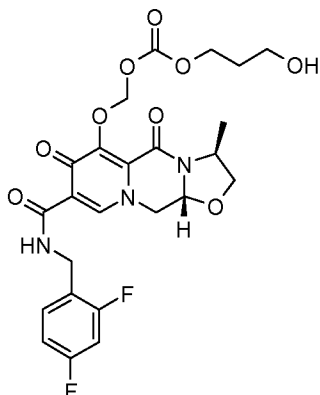
5 Sodium thiosulfate solution was added, and the mixture was extracted with dichloromethane, washed with sodium bicarbonate solution and brine, and dried over sodium sulfate. Purification by silica gel chromatography afforded the title compound as a colorless residue. ¹H NMR (CDCl₃) δ 10.17 (m, 1 H), 8.28 (s, 1 H), 7.35-7.23 (m, 11 H), 6.78 (m, 2 H), 5.95 (d, *J* = 6.4 Hz, 1 H), 5.89 (d, *J* = 6.4 Hz, 1 H), 5.20 (dd, *J* = 10, 3.6 Hz, 1 H), 5.03-4.60 (m, 3 H), 4.58 (m, 1 H), 4.45-4.12 (m, 5 H), 3.73 (m, 1 H), 3.58 (m, 1 H), 1.30 (d, *J* = 6.4 Hz, 3 H). ES⁺ MS: 784 (M+1).

b) {[{(3S,11aR)-8-([(2,4-Difluorophenyl)methyl]amino)carbonyl)-3-methyl-5,7-dioxo-2,3,5,7,11,11a-hexahydro[1,3]oxazolo[3,2-a]pyrido[1,2-d]pyrazin-6-yl]oxy}methyl 2-(phosphonooxy)ethyl carbonate. Intermediate from step a (26 mg, 0.033 mmol), was dissolved in methanol, and 10 w.t.% palladium on carbon (26 mg) was added and the reaction was stirred under 1 atm hydrogen for 30 minutes. The mixture was filtered through Celite and concentrated under reduced pressure to yield the title compound as a white solid. ¹H NMR (DMSO-d₆) δ 10.26 (m, 1 H), 8.58 (s, 1 H), 7.40 (m, 1 H), 7.21 (m, 1 H), 7.06 (m, 1 H), 5.79 (d, *J* = 6.4 Hz, 1 H), 5.33 (d, *J* = 6.4 Hz, 1 H), 5.36 (dd, *J* = 9.6, 3.2 Hz, 1 H), 4.82 (m, 1 H), 4.53 (m, 2 H), 4.34-4.16 (m, 4 H), 4.08-3.94 (m, 3 H), 3.63 (m, 1 H), 1.25 (d, *J* = 6 Hz, 3 H). ES⁺ MS: 604 (M+1).

c) {[{(3S,11aR)-8-([(2,4-Difluorophenyl)methyl]amino)carbonyl)-3-methyl-5,7-dioxo-2,3,5,7,11,11a-hexahydro[1,3]oxazolo[3,2-a]pyrido[1,2-d]pyrazin-6-yl]oxy}methyl 2-(phosphonooxy)ethyl carbonate mono-sodium salt. Sodium hydroxide (0.44 mL, 0.44 mmol, 1 N aqueous solution) was added dropwise to a solution of {[{(3S,11aR)-8-([(2,4-difluorophenyl)methyl]amino)carbonyl)-3-methyl-5,7-dioxo-2,3,5,7,11,11a-hexahydro[1,3]oxazolo[3,2-a]pyrido[1,2-d]pyrazin-6-yl]oxy}methyl 2-(phosphonooxy)ethyl carbonate prepared as described in step b (266 mg, 0.441 mmol) in ethanol at 0 °C and the mixture was stirred 1 hour letting the ice bath expire. The mixture was triturated with diethyl ether and the solids were collected by vacuum filtration to yield the title compound as an orange solid. ¹H NMR (DMSO-d₆) δ 10.27 (m, 1 H), 8.58 (s, 1 H), 7.42 (m, 1 H), 7.24 (m, 1 H), 7.07 (m, 1 H), 5.78 (m, 1 H), 5.63 (m, 1 H), 5.39 (m, 1 H), 4.80 (m, 1 H), 4.54

(m,2H), 4.32-4.06 (m, 4 H), 3.80-3.60 (m, 3 H), 3.40 (m, 1 H, under DMSO), 1.26 (d, $J = 5.2$ Hz, 3 H). ES⁺ MS: 604 (M+1).

Example 7: {[(3S,11aR)-8-({[(2,4-Difluorophenyl)methyl]amino}carbonyl)-3-methyl-5,7-dioxo-2,3,5,7,11,11a-hexahydro[1,3]oxazolo[3,2-a]pyrido[1,2-d]pyrazin-6-yl]oxy}methyl 3-hydroxypropyl carbonate.



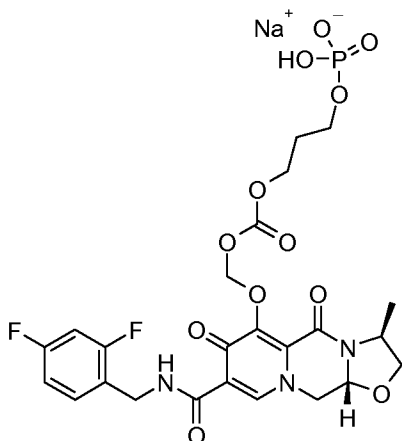
a) {[(3S,11aR)-8-({[(2,4-Difluorophenyl)methyl]amino}carbonyl)-3-methyl-5,7-dioxo-2,3,5,7,11,11a-hexahydro[1,3]oxazolo[3,2-a]pyrido[1,2-d]pyrazin-6-yl]oxy}methyl 3-[(phenylmethyl)oxy]propyl carbonate. The title compound was prepared in 95% yield according to example 1 from **1b** (1.00 g, 2.34 mmol), iodomethyl 3-[(phenylmethyl)oxy]propyl carbonate (3.24 g, 9.25 mmol), potassium carbonate (1.97 g, 14.3 mmol) and tetrabutylammonium hydrogen sulfate (1.30 g, 3.83 mmol). ¹H NMR (400 MHz, CDCl₃) δ ppm 10.18 (t, $J=5.7$ Hz, 1 H), 8.37 (s, 1 H), 7.35 - 7.20 (m, 6 H), 6.83 - 6.72 (m, 2 H), 5.92 (d, $J=6.6$ Hz, 1 H), 5.83 (d, $J=6.6$ Hz, 1 H), 5.25 (dd, $J=9.9, 3.8$ Hz, 1 H), 4.65 - 4.50 (m, 2 H), 4.46 (s, 2 H), 4.37 - 4.22 (m, 5 H), 3.86 (dd, $J=12.2, 10.0$ Hz, 1 H), 3.62 (dd, $J=8.5, 6.9$ Hz, 1 H), 3.55 (t, $J=6.2$ Hz, 2 H), 2.04 - 1.92 (m, 2 H), 1.34 (d, $J=6.2$ Hz, 3 H); ES⁺ MS: 628 (M+1).

b) {[(3S,11aR)-8-({[(2,4-Difluorophenyl)methyl]amino}carbonyl)-3-methyl-5,7-dioxo-2,3,5,7,11,11a-hexahydro[1,3]oxazolo[3,2-a]pyrido[1,2-d]pyrazin-6-yl]oxy}methyl 3-hydroxypropyl carbonate. A solution of the intermediate from step a (1.35 g, 2.15 mmol) in 40 mL of 1:1 THF/MeOH was subjected to hydrogenation at 55 psi in the presence of 10% palladium on charcoal (1.0 g, Degussa type). After 3 hours the reaction vessel was purged with nitrogen, catalyst removed by filtration through celite, and the filtrate concentrated to dryness at reduced pressure to afford a white solid. This material was suspended in 10 mL of ethyl acetate and stirred with addition of approximately 60 mL of hexane. The resulting

white suspension was stirred overnight at RT. The solid was collected by vacuum filtration and dried under vacuum to afford the title compound (1.09 g, 94%) as a fluffy white solid.

¹H NMR (400 MHz, CDCl₃) δ ppm 10.14 (t, *J*=5.6 Hz, 1 H), 8.41 (s, 1 H), 7.36 - 7.27 (m, 1 H), 6.84 - 6.73 (m, 2 H), 5.93 (d, *J*=6.7 Hz, 1 H), 5.85 (d, *J*=6.7 Hz, 1 H), 5.27 (dd, *J*=9.9, 3.7 Hz, 1 H), 4.65 - 4.51 (m, 2 H), 4.45 - 4.25 (m, 5 H), 3.91 (dd, *J*=12.1, 10.1 Hz, 1 H), 3.74 (t, *J*=5.8, 2 H), 3.65 (dd, *J*=8.1, 6.8 Hz, 1 H), 1.96 - 1.83 (m, 2 H), 1.37 (d, *J*=6.0 Hz, 3 H); ES⁺ MS: 538 (M+1).

10 Example 8: $\{[(3S,11aR)-8-([(2,4\text{-Difluorophenyl)methyl]amino})\text{carbonyl}]-3\text{-methyl-5,7-dioxo-2,3,5,7,11,11a-hexahydro}[1,3]\text{oxazolo}[3,2\text{-}a]\text{pyrido}[1,2\text{-}d]\text{pyrazin-6-yl}]\text{oxy}\}\text{methyl 3-(phosphonoxy)propyl carbonate mono-sodium salt.}$



15 a) 3-({Bis[(phenylmethyl)oxy]phosphoryl}oxy)propyl $\{[(3S,11aR)-8-([(2,4\text{-difluorophenyl)methyl]amino})\text{carbonyl}]-3\text{-methyl-5,7-dioxo-2,3,5,7,11,11a-hexahydro}[1,3]\text{oxazolo}[3,2\text{-}a]\text{pyrido}[1,2\text{-}d]\text{pyrazin-6-yl}]\text{oxy}\}\text{methyl carbonate}$. According to example 8, $\{[(3S,11aR)-8-([(2,4\text{-difluorophenyl)methyl]amino})\text{carbonyl}]-3\text{-methyl-5,7-dioxo-2,3,5,7,11,11a-hexahydro}[1,3]\text{oxazolo}[3,2\text{-}a]\text{pyrido}[1,2\text{-}d]\text{pyrazin-6-yl}]\text{oxy}\}\text{methyl 3-hydroxypropyl carbonate}$ (0.400 g, 0.744 mmol) was converted to the title compound in 93% yield using tetrazole (0.313 g, 4.47 mmol), dibenzyl N, N-diisopropyl-phosphoramidite (0.771 g, 2.23 mmol), and m-CPBA (0.642 g, 3.72 mmol). ¹H NMR (400 MHz, CDCl₃) δ ppm 10.17 (t, *J*=5.6 Hz, 1 H), 8.33 (s, 1 H), 7.37 - 7.24 (m, 11 H), 6.83 - 6.72 (m, 2 H), 5.92 (d, *J*=6.6 Hz, 1 H), 5.85 (d, *J*=6.6 Hz, 1 H), 5.21 (dd, *J*=9.9, 3.7 Hz, 1 H), 5.05 - 4.92 (m, 4 H), 4.65 - 4.51 (m, 2 H), 4.40 - 4.01 (m, 7 H), 3.80 (dd, *J*=12.1, 10.1 Hz, 1 H), 3.59 (dd, *J*=8.6, 7.0 Hz, 1 H), 2.09 - 1.88 (m, 2 H), 1.31 (d, *J*=6.2 Hz, 3 H); ES⁺ MS: 798 (M+1).

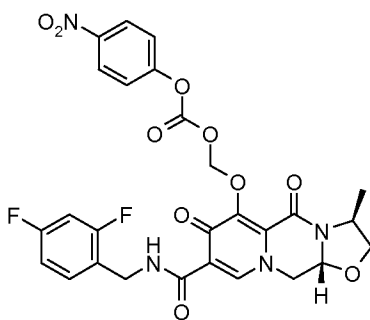
20

25

b) $\{[(3S,11aR)-8-([(2,4\text{-Difluorophenyl)methyl]amino})\text{carbonyl}]-3\text{-methyl-5,7-dioxo-2,3,5,7,11,11a-hexahydro}[1,3]\text{oxazolo}[3,2\text{-}a]\text{pyrido}[1,2\text{-}d]\text{pyrazin-6-yl}]\text{oxy}\}$ methyl 3-(phosphonoxy)propyl carbonate. A solution of the intermediate from step a (0.544 g, 0.682 mmol) in 40 mL of methanol was subjected to hydrogenation at 35 psi in the presence of 10% Pd on carbon (100 mg). After 3 hours the reaction vessel was purged with nitrogen, catalyst removed by filtration through celite, and the filtrate concentrated to dryness at reduced pressure to afford the title compound (0.399 g, 95%) as a white foam. $^1\text{H NMR}$ (400 MHz, CD_3OD) δ ppm 8.51 (s, 1 H), 7.43 – 7.35 (m, 1H), 6.98 - 6.84 (m, 2 H), 5.79 (d, $J=6.6$ Hz, 1 H), 5.68 (d, $J=6.7$ Hz, 1 H), 5.38 (dd, $J=9.9, 3.7$ Hz, 1 H), 4.65 (dd, $J=12.4, 3.7$ Hz, 1 H), 4.58 (s, 2 H), 4.41 - 4.30 (m, 2 H), 4.28 - 4.16 (m, 2 H), 4.08 – 3.97 (m, 3 H), 3.72 – 3.63 (m, 1 H), 2.07 – 1.88 (m, 2 H), 1.35 (d, $J=5.9$ Hz, 3 H); ES^+ MS: 618 (M+1).

c) $\{[(3S,11aR)-8-([(2,4\text{-Difluorophenyl)methyl]amino})\text{carbonyl}]-3\text{-methyl-5,7-dioxo-2,3,5,7,11,11a-hexahydro}[1,3]\text{oxazolo}[3,2\text{-}a]\text{pyrido}[1,2\text{-}d]\text{pyrazin-6-yl}]\text{oxy}\}$ methyl 3-(phosphonoxy)propyl carbonate mono-sodium salt. To a stirred suspension of the intermediate from step b (0.389 g, 0.630 mmol) in 25 mL of water was added sodium bicarbonate (53 mg, 0.630 mmol) dissolved in 3 mL of water. The solid slowly dissolved affording a slightly turbid light yellow solution. The aqueous solution was filtered through celite and the filtrate concentrated to approximately 10 mL by rotary evaporation. The solution was then stirred while 50 mL of EtOH was added dropwise via addition funnel over 10 minutes. A white suspension was produced that was stirred at RT for 1 hour. The solid was collected by filtration and dried under vacuum to afford the title compound (0.27 g, 67%) as a white powder. $^1\text{H NMR}$ (400 MHz, D_2O) δ ppm 8.33 (s, 1 H), 7.24 - 7.13 (m, 1 H), 6.84 - 6.71 (m, 2 H), 5.62 (d, $J=6.9$ Hz, 1 H), 5.41 (d, $J=6.9$ Hz, 1 H), 5.33 (dd, $J=10.1, 3.7$ Hz, 1 H), 4.52 (dd, $J=12.4, 3.6$ Hz, 1 H), 4.38 (s, 2 H), 4.32 - 4.19 (m, 2 H), 4.16 - 4.03 (m, 2 H), 3.98 (dd, $J=11.8, 10.6$ Hz, 1 H), 3.76 - 3.58 (m, 3 H), 1.84 - 1.71 (m, 2 H), 1.19 (d, $J=6.0$ Hz, 3 H); ES^+ MS: 618 (M+1).

Example 9: $\{[(3S,11aR)-8-([(2,4\text{-Difluorophenyl)methyl]amino})\text{carbonyl}]-3\text{-methyl-5,7-dioxo-2,3,5,7,11,11a-hexahydro}[1,3]\text{oxazolo}[3,2\text{-}a]\text{pyrido}[1,2\text{-}d]\text{pyrazin-6-yl}]\text{oxy}\}$ methyl 4-nitrophenyl carbonate



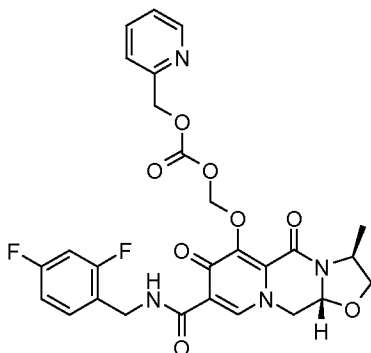
5 a) Chloromethyl 4-nitrophenyl carbonate. N-methyl morpholine (1.24 mL, 11.24 mmol) was added dropwise to a solution of 4-nitrophenol (1.56 g, 11.24 mmol) in dichloromethane at 0°C, followed by dropwise addition of chloromethyl chloridocarbonate (1 mL, 11.24 mmol) and the mixture was stirred for 14 hours at ambient temperature. The reaction was diluted with citric acid solution, extracted with dichloromethane, washed with aqueous sodium bicarbonate, brine, and dried over sodium sulfate to yield the title compound as a yellow oil. ¹H NMR (CDCl₃) δ 8.29 (m, 2 H), 7.40 (m, 2 H), 5.82 (s, 2 H).

10 b) Iodomethyl 4-nitrophenyl carbonate. Chloromethyl 4-nitrophenyl carbonate (2.47 g, 10.67 mmol), sodium iodide (1.76 g, 11.73 mmol) were suspended in acetone and heated overnight at 45 °C. The yellow suspension was allowed to cool to ambient temperature, concentrated under reduced pressure, diluted with water and aqueous sodium thiosulfate, extracted with dichloromethane, washed with brine, dried over sodium sulfate, and concentrated under reduced pressure to give the title compound as a clear yellow oil. ¹H NMR (CDCl₃) δ 8.30 (dd, *J* = 7.2, 2.4 Hz, 2 H), 7.42 (dd, *J* = 6.8, 2 Hz, 2 H), 6.06 (s, 2 H).

20 c) *[(3S,11aR)-8-([(2,4-Difluorophenyl)methyl]amino)carbonyl]-3-methyl-5,7-dioxo-2,3,5,7,11,11a-hexahydro[1,3]oxazolo[3,2-a]pyrido[1,2-d]pyrazin-6-yl[oxy]methyl 4-nitrophenyl carbonate*. The nitrophenyl carbonate derivative was prepared from (3*S*,11*aR*)-*N*-[(2,4-difluorophenyl)methyl]-6-hydroxy-3-methyl-5,7-dioxo-2,3,5,7,11,11*a*-hexahydro[1,3]oxazolo[3,2-*a*]pyrido[1,2-*d*]pyrazine-8-carboxamide sodium salt (50 mg, 0.117 mmol), iodomethyl 4-nitrophenyl carbonate (76 mg, 0.234 mmol), potassium carbonate (49 mg, 0.351 mmol), and tetrabutylammonium hydrogen sulfate (40 mg, 0.117 mmol) in a manner similar to that described in example 1, step c. The compound was isolate as an impure mixture that was carried on without further purification. ¹H NMR (CDCl₃) δ 10.17 (m, 1 H), 8.16 (s, 1 H), 8.28 (m, 2 H), 7.52 (m, 2 H), 7.34 (m, 1 H), 6.79 (m, 2 H), 6.04 (d, *J* = 6.8 Hz, 1 H), 5.59 (d, *J* = 6.8 Hz, 1 H), 5.32 (dd, *J* = 9.6, 3.6 Hz, 1 H),

4.60 (m, 2 H), 4.45-4.36 (m, 3 H), 3.95 (m, 1 H), 3.71 (m, 1 H), 1.40 (d, $J = 5.6$ Hz, 3 H).
ES⁺ MS: 601 (M+1).

- 5 Example 10: {[(3S,11aR)-8-([(2,4-Difluorophenyl)methyl]amino)carbonyl]-3-methyl-5,7-dioxo-2,3,5,7,11,11a-hexahydro[1,3]oxazolo[3,2-a]pyrido[1,2-d]pyrazin-6-yl]oxy}methyl 2-pyridinylmethyl carbonate.

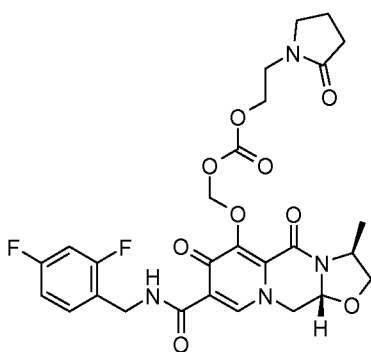


10

To a solution of {[(3S,11aR)-8-([(2,4-difluorophenyl)methyl]amino)carbonyl]-3-methyl-5,7-dioxo-2,3,5,7,11,11a-hexahydro[1,3]oxazolo[3,2-a]pyrido[1,2-d]pyrazin-6-yl]oxy}methyl 4-nitrophenyl carbonate (88 mg, 0.146 mmol) in acetonitrile (10 mL) was added 2-pyridinylmethanol (0.01 mL, 0.146 mmol) triethylamine (0.06 mL, 0.439 mmol) and DMAP (18 mg, 0.146 mmol). The resultant mixture was stirred at rt for 3 h. Standard aqueous workup followed by purification by reverse-phase hplc afforded the title compound as the TFA salt which was suspended in dichloromethane and washed with aqueous sodium bicarbonate and dried over sodium sulfate. Purification by silica-gel chromatography yielded the title compound as a white solid. ¹H NMR (CDCl₃) δ 10.16 (m, 1 H), 8.53 (d, $J = 4.8$ Hz, 1 H), 8.38 (s, 1 H), 7.65 (m, 1 H), 7.46 (d, $J = 8$ Hz, 1 H), 7.32 (m, 1 H), 7.19 (m, 1 H), 6.76 (m, 2 H), 5.97 (d, $J = 6.8$ Hz, 1 H), 5.87 (d, $J = 6.4$ Hz, 1 H), 5.31-5.25 (m, 3 H), 4.56 (m, 2 H), 4.37-4.24 (m, 3 H), 3.89 (m, 1 H), 3.64 (m, 1 H), 1.34 (d, $J = 6$ Hz, 3 H). ES⁺ MS: 571 (M+1).

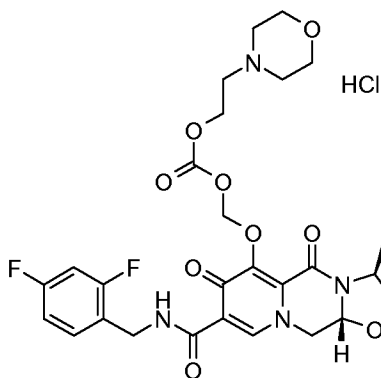
20

- 25 Example 11: {[(3S,11aR)-8-([(2,4-Difluorophenyl)methyl]amino)carbonyl]-3-methyl-5,7-dioxo-2,3,5,7,11,11a-hexahydro[1,3]oxazolo[3,2-a]pyrido[1,2-d]pyrazin-6-yl]oxy}methyl 2-(2-oxo-1-pyrrolidinyl)ethyl carbonate.



The title compound was prepared from {[{(3S,11aR)-8-([(2,4-difluorophenyl)methyl]amino)carbonyl)-3-methyl-5,7-dioxo-2,3,5,7,11,11a-hexahydro[1,3]oxazolo[3,2-a]pyrido[1,2-d]pyrazin-6-yl]oxy}methyl 4-nitrophenyl carbonate (50 mg, 0.83 mmol), 1-(2-hydroxyethyl)-2-pyrrolidinone (9 μ L, 0.083 mmol), triethylamine (35 μ L, 0.250 mmol), and DMAP (10 mg, 0.083 mmol), in a process similar to that described in example 10. Purification by silica-gel chromatography and reverse-phase hplc afforded the title compound as a white solid. $^1\text{H NMR}$ (CDCl_3) δ 10.28 (m, 1 H), 8.45 (s, 1 H), 7.32 (m, 1 H), 6.80 (m, 2 H), 5.93 (d, $J = 6.8$ Hz, 1 H), 5.80 (d, $J = 6.4$ Hz, 1 H), 5.28 (dd, $J = 10, 3.6$ Hz, 1 H), 4.64-4.23 (m, 8 H), 3.94 (m, 1 H), 3.68-3.50 (m, 4 H), 2.42 (t, $J = 8$ Hz, 2 H), 2.02 (m, 2 H), 1.37 (d, $J = 6$ Hz, 3 H). ES^+ MS: 591 (M+1).

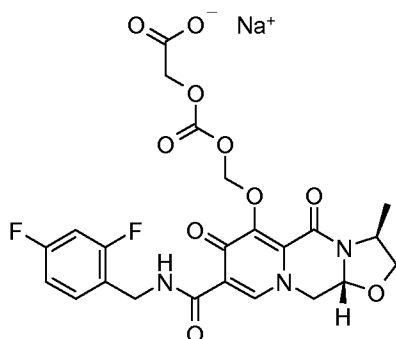
Example 12: {[{(3S,11aR)-8-([(2,4-Difluorophenyl)methyl]amino)carbonyl)-3-methyl-5,7-dioxo-2,3,5,7,11,11a-hexahydro[1,3]oxazolo[3,2-a]pyrido[1,2-d]pyrazin-6-yl]oxy}methyl 2-(4-morpholinyl)ethyl carbonate hydrochloric acid salt.



{[(3S,11aR)-8-([(2,4-Difluorophenyl)methyl]amino)carbonyl)-3-methyl-5,7-dioxo-2,3,5,7,11,11a-hexahydro[1,3]oxazolo[3,2-a]pyrido[1,2-d]pyrazin-6-yl]oxy}methyl 2-(4-morpholinyl)ethyl carbonate hydrochloric acid salt. The title compound was prepared from

Hz, 1 H), 5.85 (d, $J = 6.4$ Hz, 1 H), 5.27 (dd, $J = 10, 4$ Hz, 1 H), 5.15 (s, 2 H), 4.66 (s, 2 H), 4.60 (m, 2 H), 4.39-4.23 (m, 3 H), 3.88 (m, 1 H), 3.64 (m, 1 H), 1.35 (d, $J = 6.4$ Hz, 3 H).
 ES⁺ MS: 628 (M+1).

- 5 Example 14: {{{{{{(3S,11aR)-8-(((2,4-Difluorophenyl)methyl)amino)carbonyl)-3-methyl-5,7-dioxo-2,3,5,7,11,11a-hexahydro[1,3]oxazolo[3,2-a]pyrido[1,2-d]pyrazin-6-yl]oxy)methyl)oxy}carbonyl}oxy)acetic acid sodium salt.



10

a) {{{{{{(3S,11aR)-8-(((2,4-Difluorophenyl)methyl)amino)carbonyl)-3-methyl-5,7-dioxo-2,3,5,7,11,11a-hexahydro[1,3]oxazolo[3,2-a]pyrido[1,2-d]pyrazin-6-yl]oxy)methyl)oxy}carbonyl}oxy)acetic acid . Phenylmethyl {{{{{{(3S,11aR)-8-(((2,4-difluorophenyl)methyl)amino)carbonyl)-3-methyl-5,7-dioxo-2,3,5,7,11,11a-

15 hexahydro[1,3]oxazolo[3,2-a]pyrido[1,2-d]pyrazin-6-yl]oxy)methyl)oxy}carbonyl}oxy)acetate (prepared as described in example 17) (247 mg, 0.394 mmol) 10 w.t. % palladium on carbon (190 mg) were stirred in an ethyl acetate/ methanol mixture under 1 atm hydrogen atmosphere for 30 minutes. The reaction was filtered through celite and concentrated under reduced pressure to yield a white solid. ¹H NMR (CDCl₃) δ 10.28 (m, 1 H), 8.32 (s, 1 H), 7.28 (m, 1 H), 6.76 (m, 2 H), 5.92 (d, $J = 6.4$ Hz, 1 H), 5.86 (d, $J = 6.4$ Hz, 1 H), 5.28 (dd, $J = 10, 3.2$ Hz, 1 H), 4.55 (br s, 4 H), 4.37-4.28 (m, 3 H), 3.91 (m, 1 H), 3.63 (m, 1 H), 3.35 (m, 1 H), 1.34 (d, $J = 6$ Hz, 3 H). ES⁺ MS: 538 (M+1).

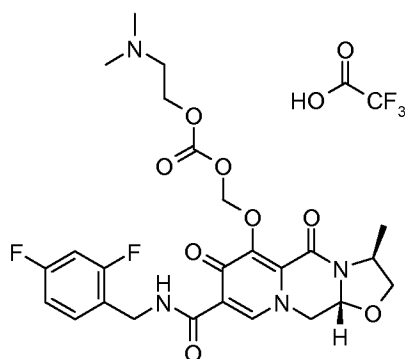
20

25

b) {{{{{{(3S,11aR)-8-(((2,4-Difluorophenyl)methyl)amino)carbonyl)-3-methyl-5,7-dioxo-2,3,5,7,11,11a-hexahydro[1,3]oxazolo[3,2-a]pyrido[1,2-d]pyrazin-6-yl]oxy)methyl)oxy}carbonyl}oxy)acetic acid sodium salt. The solid prepared as described in step (a) (200 mg, 0.372 mmol) was dissolved in dioxane and cooled in an ice-water bath. Sodium hydroxide (0.37 mL, 1 normal solution) was added and the ice bath was removed and the mixture was stirred 10 minutes. Concentration under reduced pressure afforded

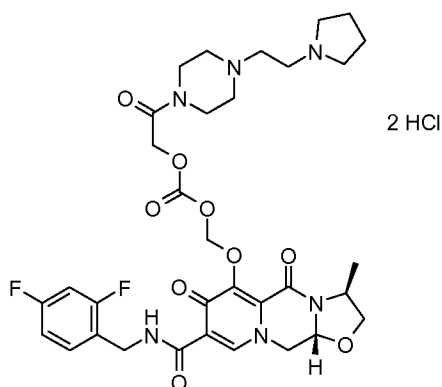
the title compound as a white solid. $^1\text{H NMR}$ ($\text{dms-}d_6$) δ 10.28 (m, 1 H), 8.57 (s, 1 H), 7.39 (m, 1 H), 7.23 (m, 1 H), 7.06 (m, 1 H), 5.74 (d, $J = 6.8$ Hz, 1 H), 5.60 (d, $J = 6.8$ Hz, 1 H), 5.39 (dd, $J = 10, 3.6$ Hz, 1 H), 4.80 (dd, $J = 12, 3.6$ Hz, 1 H), 4.53 (d, $J = 6$ Hz, 2 H), 4.32 (m, 1 H), 4.22 (m, 1 H), 4.08-3.98 (m, 3 H), 3.13 (m, 1 H), 1.25 (d, $J = 6$ Hz, 3 H). ES^+ MS: 538 (M+1).

Example 15: $\{[(3S,11aR)-8-((2,4\text{-Difluorophenyl)methyl}]\text{amino}\}\text{carbonyl}\}$ -3-methyl-5,7-dioxo-2,3,5,7,11,11a-hexahydro[1,3]oxazolo[3,2-a]pyrido[1,2-d]pyrazin-6-yl]oxy\}methyl 2-(dimethylamino)ethyl carbonate trifluoroacetic acid salt.



The title compound was prepared from $\{[(3S,11aR)-8-((2,4\text{-difluorophenyl)methyl}]\text{amino}\}\text{carbonyl}\}$ -3-methyl-5,7-dioxo-2,3,5,7,11,11a-hexahydro[1,3]oxazolo[3,2-a]pyrido[1,2-d]pyrazin-6-yl]oxy\}methyl 4-nitrophenyl carbonate 100 mg, 0.167 mmol 2-(dimethylamino)ethanol (excess), triethylamine (0.02 mL, 0.167 mmol), and DMAP (20 mg, 0.167 mmol), in a process similar to that described in example 10. Purification by reverse-phase hplc, afforded the title compound as a white solid consisting of the trifluoroacetate salt from the TFA in the mobile phase. NMR (CDCl_3) δ 10.19 (m, 1 H), 8.46 (s, 1 H), 7.33 (m, 1 H), 6.81 (m, 2 H), 5.98 (d, $J = 6.8$ Hz, 1 H), 5.80 (d, $J = 6.8$ Hz, 1 H), 5.27 (dd, $J = 10, 3.6$ Hz, 1 H), 4.65- 4.33 (m, 7 H), 4.60 (m, 1 H), 3.66 (m, 1 H), 3.46 (m, 2 H), 2.92 (m, 6 H), 1.35 (d, $J = 6$ Hz, 3 H). ES^+ MS: 551 (M+1).

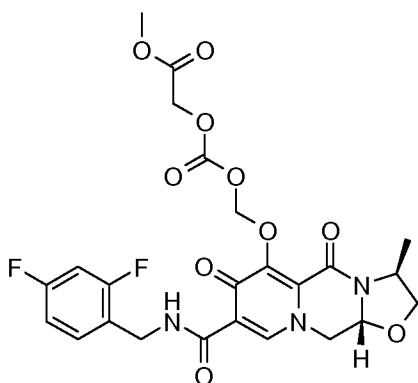
Example 16: $\{[(3S,11aR)-8-((2,4\text{-Difluorophenyl)methyl}]\text{amino}\}\text{carbonyl}\}$ -3-methyl-5,7-dioxo-2,3,5,7,11,11a-hexahydro[1,3]oxazolo[3,2-a]pyrido[1,2-d]pyrazin-6-yl]oxy\}methyl 2-oxo-2-[4-[2-(1-pyrrolidinyl)ethyl]-1-piperazinyl]ethyl carbonate di-hydrochloride.



5 {{{{((3S,11aR)-8-(((2,4-Difluorophenyl)methyl)amino)carbonyl)-3-methyl-5,7-dioxo-2,3,5,7,11,11a-hexahydro[1,3]oxazolo[3,2-a]pyrido[1,2-d]pyrazin-6-yl)oxy)methyl 2-oxo-2-
 {4-[2-(1-pyrrolidinyl)ethyl]-1-piperazinyl}ethyl carbonate di-hydrochloride. A mixture of
 {{{{((3S,11aR)-8-(((2,4-difluorophenyl)methyl)amino)carbonyl)-3-methyl-5,7-dioxo-
 2,3,5,7,11,11a-hexahydro[1,3]oxazolo[3,2-a]pyrido[1,2-d]pyrazin-6-
 yl)oxy)methyl)oxy]carbonyl}oxy)acetic acid (60 mg, 0.112 mmol) (prepared as described in
 10 example 14, step (a)), 1-[2-(1-pyrrolidinyl)ethyl]piperazine (31 mg, 0.167 mmol), N, N-
 diisopropylethylamine (0.03 mL, 0.167 mmol), and HATU (64 mg, 0.167 mmol) were stirred
 in DMF for 1 hour. The mixture was diluted with brine, extracted with dichloromethane,
 washed with brine, and dried over sodium sulfate.

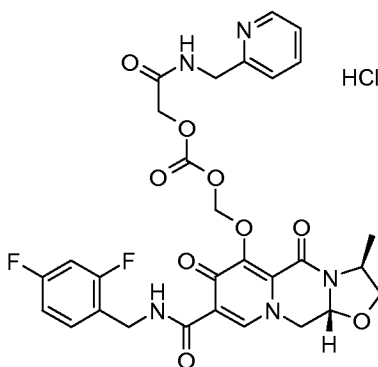
15 The product from step (a) was dissolved in a minimal amount of dichloromethane,
 diluted with ethanol, and cooled in an ice-water bath. Hydrochloric acid (0.24 mL, 1 normal
 solution) was added and the reaction was stirred 15 minutes. Dichloromethane was
 partially removed under reduced pressure and the mixture was cooled and triturated with
 diethyl ether. The resultant solid was collected by vacuum filtration to yield the title
 compound as a yellow solid. ¹H NMR (dmsd-d₆) δ 10.21 (m, 1 H), 8.55 (s, 1 H), 7.36 (m, 1
 H), 7.22 (m, 1 H), 7.03 (m, 1 H), 5.78 (d, J = 6.4 Hz, 1 H), 5.61 (d, J = 6.4 Hz, 1 H), 5.33
 20 (dd, J = 9.6, 3.2 Hz, 1 H), 4.78 (m, 2 H), 4.49 (m, 1 H), 4.27 (m, 1 H), 4.19 (m, 1 H), 3.99
 (m, 1 H), 3.70-3.10 (m, 19 H), 2.62-2.80 (m, 2 H), 1.89 (br s, 2 H), 1.22 (d, J = 6 Hz, 3 H).
 ES⁺ MS: 703 (M+1).

25 Example 17: Methyl {{{{((3S,11aR)-8-(((2,4-difluorophenyl)methyl)amino)carbonyl)-3-methyl-5,7-dioxo-2,3,5,7,11,11a-hexahydro[1,3]oxazolo[3,2-a]pyrido[1,2-d]pyrazin-6-yl)oxy)methyl)oxy]carbonyl}oxy)acetate.



5 The title compound was prepared from methyl
 10 {{{(iodomethyl)oxy}carbonyl}oxy)acetate (103 mg, 0.374 mmol), **1b** (80 mg, 0.187 mmol),
 postassium carbonate (78 mg, 0.5621 mmol), and tetrabutylammonium hydrogen sulfate
 (64 mg, 0.187 mmol), using a similar process to that described in example 1. ¹H NMR
 (CDCl₃) δ 10.20 (m, 1 H), 8.39 (s, 1 H), 7.33 (m, 1 H), 6.78 (m, 2 H), 6.00 (d, *J* = 6.8 Hz, 1
 H), 5.88 (d, *J* = 6.8 Hz, 1 H), 5.30 (dd, *J* = 10, 4 Hz, 1 H), 4.63-4.58 (m, 4 H), 4.43-4.28 (m,
 4 H), 3.93 (m, 1 H), 3.73 (s, 2 H), 3.66 (m, 1 H), 1.38 (d, *J* = 6 Hz, 3 H). ES⁺ MS: 552
 (M+1).

Example 18: {{{(3S,11aR)-8-(((2,4-Difluorophenyl)methyl)amino)carbonyl}-3-methyl-5,7-dioxo-2,3,5,7,11,11a-hexahydro[1,3]oxazolo[3,2-a]pyrido[1,2-d]pyrazin-6-yl}oxy)methyl 2-oxo-2-[(2-pyridinylmethyl)amino]ethyl carbonate hydrochloric acid salt.

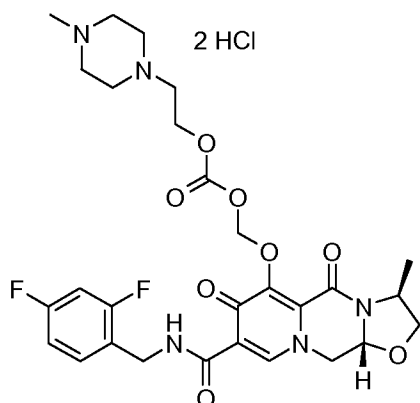


15 a) {{{(3S,11aR)-8-(((2,4-Difluorophenyl)methyl)amino)carbonyl}-3-methyl-5,7-dioxo-2,3,5,7,11,11a-hexahydro[1,3]oxazolo[3,2-a]pyrido[1,2-d]pyrazin-6-yl}oxy)methyl 2-oxo-2-
 20 [(2-pyridinylmethyl)amino]ethyl carbonate. The title compound was prepared from
 {{{{{{(3S,11aR)-8-(((2,4-difluorophenyl)methyl)amino)carbonyl}-3-methyl-5,7-dioxo-2,3,5,7,11,11a-hexahydro[1,3]oxazolo[3,2-a]pyrido[1,2-d]pyrazin-6-

yl[oxy)methyl]oxy]carbonyl]oxy)acetic acid (64 mg, 0.119 mmol), (2-pyridinylmethyl)amine (0.02 mL, 0.179 mmol), N,N-diisopropylethylamine (0.03 mL, 0.179 mmol), and HATU (69 mg, 0.179 mmol), using a process similar to that described in example 16, step (a). Purification by silica gel chromatography yielded the title compound as a white solid. ¹H NMR (CDCl₃) δ 10.09 (m, 1 H), 8.46 (d, *J* = 5.2 Hz, 1 H), 8.38 (s, 1 H), 7.75 (m, 1 H), 7.59 (m, 1 H), 7.34-7.26 (m, 2 H), 7.14 (m, 1 H), 6.78 (m, 2 H), 6.04 (d, *J* = 6.8 Hz, 1 H), 5.87 (d, *J* = 6.8 Hz, 1 H), 5.27-5.22 (m, 2 H), 4.80-4.52 (m, 5 H), 4.32-4.22 (m, 3 H), 3.82 (m, 1 H), 3.61 (m, 1 H), 1.26 (d, *J* = 6 Hz, 3 H). ES⁺ MS: 628 (M+1).

b) {[{(3S,11aR)-8-([(2,4-Difluorophenyl)methyl]amino)carbonyl)-3-methyl-5,7-dioxo-2,3,5,7,11,11a-hexahydro[1,3]oxazolo[3,2-a]pyrido[1,2-d]pyrazin-6-yl]oxy)methyl 2-oxo-2-[(2-pyridinylmethyl)amino]ethyl carbonate hydrochloric acid salt. Product prepared as described in step (a) above (314 mg, 0.500 mmol) was dissolved in dioxane and cooled in an ice-water bath. Hydrochloric acid (0.5 mL, 1 N) was added and the mixture was stirred 15 minutes at ambient temperature, then concentrated under reduced pressure to yield the title compound as a white solid. ¹H NMR (CDCl₃) δ 10.06 (m, 1 H), 8.57-8.46 (m, 2 H), 8.42 (s, 1 H), 8.28 (m, 1 H), 7.96 (d, *J* = 8 Hz, 1 H), 7.72 (m, 1 H), 7.33 (m, 1 H), 6.78 (m, 2 H), 6.04 (d, *J* = 6.8 Hz, 1 H), 5.70 (d, *J* = 6.8 Hz, 1 H), 5.31 (m, 1 H), 5.09-5.03 (m, 2 H), 4.85 (m, 1 H), 4.64-4.57 (m, 2 H), 4.47 (m, 2 H), 4.27 (m, 2 H), 3.71-3.67 (m, 3 H), 1.32 (d, *J* = 6 Hz, 3 H). ES⁺ MS: 628 (M+1).

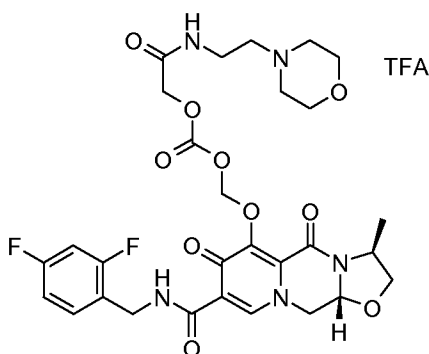
Example 19: {[{(3S,11aR)-8-([(2,4-Difluorophenyl)methyl]amino)carbonyl)-3-methyl-5,7-dioxo-2,3,5,7,11,11a-hexahydro[1,3]oxazolo[3,2-a]pyrido[1,2-d]pyrazin-6-yl]oxy)methyl 2-(4-methyl-1-piperazinyl)ethyl carbonate.



The title compound was prepared from {[{(3S,11aR)-8-([(2,4-difluorophenyl)methyl]amino)carbonyl)-3-methyl-5,7-dioxo-2,3,5,7,11,11a-

hexahydro[1,3]oxazolo[3,2-a]pyrido[1,2-d]pyrazin-6-yl]oxy}methyl 4-nitrophenyl carbonate (200 mg, 0.333 mmol) 2-(4-methyl-1-piperazinyl)ethanol (excess), triethylamine (0.05 mL, 0.333 mmol), and DMAP (41 mg, 0.333 mmol), in a process similar to that described in example 10. Purification by reverse-phase hplc gave the trifluoroacetic acid salt. The isolated solid was dissolved in dichloromethane, washed with sodium bicarbonate and dried over sodium sulfate to afford the title compound as a white solid. This product (70 mg, 0.116 mmol) was suspended in EtOH and placed in an ice-water bath. Hydrochloric acid (0.23 mL, 1 N) was added and the reaction was stirred 30 minutes letting the ice bath expire. The mixture was triturated with diethyl ether and the solid formed was collected by vacuum filtration. ¹H NMR (CDCl₃) δ 10.15 (br s, 1 H), 8.42 (s, 1 H), 7.31 (m, 1 H), 6.77 (m, 2 H), 6.00 (d, *J* = 6.4 Hz, 1 H), 5.76 (d, *J* = 6.4 Hz, 1 H), 5.25 (br s, 1 H), 4.67-4.05 (m, 8 H), 3.80-3.30 (m, 11 H), 2.83 (br s, 3 H), 1.35 (br s, 3 H). ES⁺ MS: 606 (M+1).

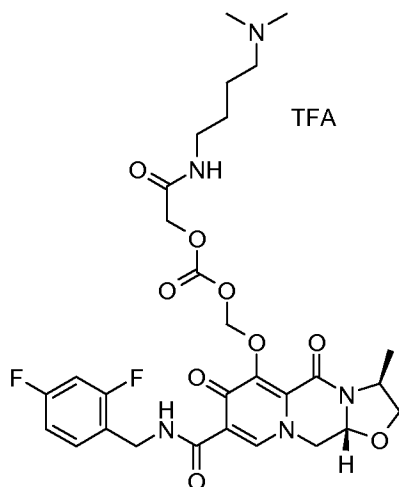
Example 20: {{{(3S,11aR)-8-(((2,4-Difluorophenyl)methyl)amino)carbonyl)-3-methyl-5,7-dioxo-2,3,5,7,11,11a-hexahydro[1,3]oxazolo[3,2-a]pyrido[1,2-d]pyrazin-6-yl]oxy}methyl 2-[[2-(4-morpholinyl)ethyl]amino]-2-oxoethyl carbonate trifluoroacetic acid salt.



The title compound was prepared from {{{(3S,11aR)-8-(((2,4-difluorophenyl)methyl)amino)carbonyl)-3-methyl-5,7-dioxo-2,3,5,7,11,11a-hexahydro[1,3]oxazolo[3,2-a]pyrido[1,2-d]pyrazin-6-yl]oxy}methyl)oxy]carbonyl}oxy)acetic acid (59 mg, 0.110 mmol), [2-(4-morpholinyl)ethyl]amine (0.02 mL, 0.165 mmol), N,N-diisopropylethylamine (0.03 mL, 0.65 mmol), and HATU (63 mg, 0.165 mmol), using a process similar to that described in example 16, step (a). Purification by silica gel chromatography and reverse-phase hplc yielded the title compound as a white solid. ¹H NMR (CDCl₃) δ 10.11 (m, 1 H), 8.51 (s, 1 H), 8.32 (m, 1 H), 7.31 (m, 1 H), 6.78 (m, 2 H), 6.02 (d, *J* = 6.4 Hz, 1 H), 5.49 (d, *J* = 6.4 Hz, 1 H), 5.31 (dd, *J* = 10, 4 Hz, 1 H), 4.68- 4.53

(m, 4 H), 4.44-4.32 (m, 4 H), 4.06 (m, 1 H), 3.93-3.46 (m, 8 H), 3.23 (m, 2 H), 2.86 (m, 2 H), 1.34 (d, $J = 6$ Hz, 3 H). ES⁺ MS: 650 (M+1).

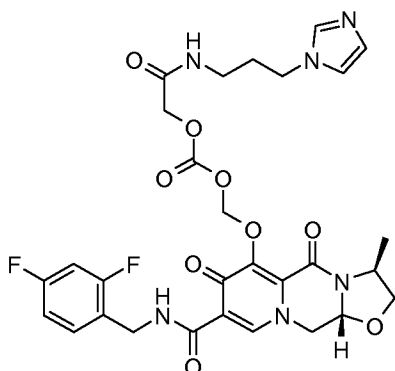
5 Example 21: {{{(3S,11aR)-8-(((2,4-Difluorophenyl)methyl)amino)carbonyl)-3-methyl-5,7-dioxo-2,3,5,7,11,11a-hexahydro[1,3]oxazolo[3,2-a]pyrido[1,2-d]pyrazin-6-yl]oxy)methyl 2-[[4-(dimethylamino)butyl]amino]-2-oxoethyl carbonate trifluoroacetic acid salt.



10 The title compound was prepared from {{{{{{(3S,11aR)-8-(((2,4-difluorophenyl)methyl)amino)carbonyl)-3-methyl-5,7-dioxo-2,3,5,7,11,11a-hexahydro[1,3]oxazolo[3,2-a]pyrido[1,2-d]pyrazin-6-yl]oxy)methyl}oxy} carbonyl}oxy)acetic acid (60 mg, 0.112 mmol), N-methyl-1,4-butanediamine (16 mg, 0.134 mmol), N,N-diisopropylethylamine (0.03 mL, 0.167 mmol), and HATU (64 mg, 0.167 mmol), using a
 15 process similar to that described in example 16, step (a). Purification reverse-phase hplc yielded the title compound as a white solid. ¹H NMR (CDCl₃) δ 11.23 (br s, 1 H), 10.04 (m, 1 H), 8.50 (s, 1 H), 7.84 (m, 1 H), 7.32 (m, 1 H), 6.79 (m, 2 H), 6.00 (d, $J = 6.8$ Hz, 1 H), 5.89 (m, 2 H), 5.47 (d, $J = 6.8$ Hz, 1 H), 5.37 (dd, $J = 10, 3.6$ Hz, 1 H), 4.71-4.31 (m, 6 H), 4.04 (m, 1 H), 3.68 (m, 1 H), 3.52 (m, 1 H), 3.02-2.91 (m, 3 H), 2.76 (m, 5 H), 1.73-1.49 (m,
 20 4 H), 1.35 (d, $J = 5.6$ Hz, 3 H). ES⁺ MS: 636 (M+1).

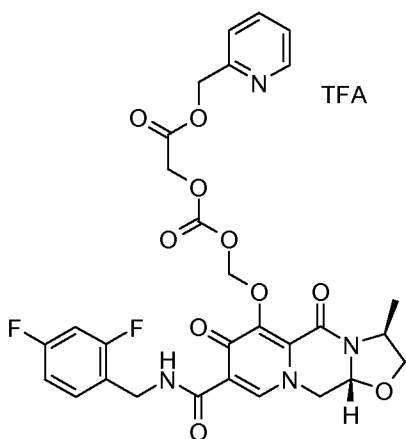
Example 22: {{{(3S,11aR)-8-(((2,4-Difluorophenyl)methyl)amino)carbonyl)-3-methyl-5,7-dioxo-2,3,5,7,11,11a-hexahydro[1,3]oxazolo[3,2-a]pyrido[1,2-d]pyrazin-6-yl]oxy)methyl 2-[[3-(1H-imidazol-1-yl)propyl]amino]-2-oxoethyl carbonate.

25



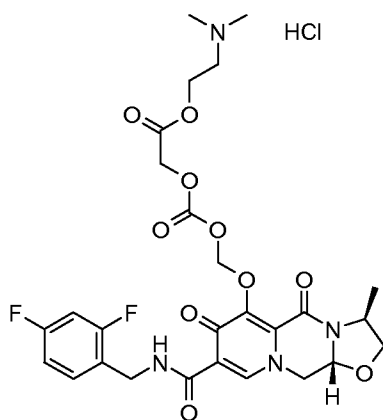
The title compound was prepared from (2,4-difluorophenyl)methyl amino carbonyl-3-methyl-5,7-dioxo-2,3,5,7,11,11a-hexahydro[1,3]oxazolo[3,2-a]pyrido[1,2-d]pyrazin-6-yl oxy methyl oxy carbonyl oxy acetic acid (63 mg, 0.112 mmol), [3-(1H-imidazol-1-yl)propyl]amine (0.02 mL, 0.176 mmol), N,N-diisopropylethylamine (0.03 mL, 0.176 mmol), and HATU (67 mg, 0.176 mmol), using a process similar to that described in example 16, step (a). Purification by silica gel chromatography yielded the title compound as a white solid. ¹H NMR (CDCl₃) δ 10.04 (m, 1 H), 8.16 (s, 1 H), 7.54 (m, 1 H), 7.47 (s, 1 H), 7.30 (m, 1 H), 6.94 (s, 1 H), 6.87 (s, 1 H), 6.77 (m, 2 H), 6.00 (d, J = 6.8 Hz, 1 H), 5.65 (d, J = 6.8 Hz, 1 H), 5.31- 5.25 (m, 2 H), 4.62-4.41 (m, 4 H), 4.31 (m, 1 H), 4.19 (m, 1 H), 4.01-3.29 (m, 3 H), 3.02 (m, 1 H), 3.36 (m, 1 H), 3.03 (m, 1 H), 1.97 (m, 2 H), 1.28 (d, J = 6.4 Hz, 3 H). ES⁺ MS:645 (M+1).

Example 23: 2-Pyridinylmethyl (2,4-difluorophenyl)methyl amino carbonyl-3-methyl-5,7-dioxo-2,3,5,7,11,11a-hexahydro[1,3]oxazolo[3,2-a]pyrido[1,2-d]pyrazin-6-yl oxy methyl oxy carbonyl oxy acetate trifluoroacetic acid salt.



4 H), 3.70-3.41 (m, 4 H), 3.31 (m, 2 H), 2.93 (m, 2 H), 1.35 (d, $J = 6$ Hz, 3 H). ES⁺ MS: 651 (M+1).

5 Example 25: 2-(Dimethylamino)ethyl ({{{[(3S,11aR)-8-((2,4-difluorophenyl)methyl]amino}carbonyl)-3-methyl-5,7-dioxo-2,3,5,7,11,11a-hexahydro[1,3]oxazolo[3,2-a]pyrido[1,2-d]pyrazin-6-yl]oxy)methyl}oxy}carbonyl}oxy)acetate hydrochloric acid salt.



10 a) 2-(Dimethylamino)ethyl ({{{[(3S,11aR)-8-((2,4-difluorophenyl)methyl]amino}carbonyl)-3-methyl-5,7-dioxo-2,3,5,7,11,11a-hexahydro[1,3]oxazolo[3,2-a]pyrido[1,2-d]pyrazin-6-yl]oxy)methyl}oxy}carbonyl}oxy)acetate. The title compound was prepared from
 15 {{{[(3S,11aR)-8-((2,4-difluorophenyl)methyl]amino}carbonyl)-3-methyl-5,7-dioxo-2,3,5,7,11,11a-hexahydro[1,3]oxazolo[3,2-a]pyrido[1,2-d]pyrazin-6-yl]oxy)methyl}oxy}carbonyl}oxy)acetic (77 mg, 0.144 mmol), 2-(dimethylamino)ethanol (0.01 mL, 0.144 mmol), DMAP (18 mg, 0.145 mmol), and DCC (45 mg, 0.218 mmol), using
 20 a similar process to that described in example 23. Purification by reverse-phase hplc yielded the title compound as a white solid trifluoroacetic acid salt. Material isolated in this manner was combined, dissolved in dichloromethane, washed with aqueous sodium bicarbonate, and dried over sodium sulfate to yield the title compound as a residue. ¹H
 NMR (CDCl₃) δ 10.18 (m, 1 H), 8.42 (s, 1 H), 7.30 (m, 1 H), 6.78 (m, 2 H), 5.95 (d, $J = 6.4$ Hz, 1 H), 5.82 (d, $J = 6.4$ Hz, 1 H), 5.29 (m, 1 H), 4.63 (s, 2 H), 4.55 (m, 2 H), 4.43-4.28 (m,
 25 3 H), 4.21 (m, 2 H), 3.91 (m, 1 H), 3.63 (m, 1 H), 2.55 (m, 2 H), 2.24 (s, 6 H), 1.34 (d, $J = 6.4$ Hz, 3 H).

b) 2-(Dimethylamino)ethyl ({{{[(3S,11aR)-8-((2,4-difluorophenyl)methyl]amino}carbonyl)-3-methyl-5,7-dioxo-2,3,5,7,11,11a-hexahydro[1,3]oxazolo[3,2-a]pyrido[1,2-d]pyrazin-6-

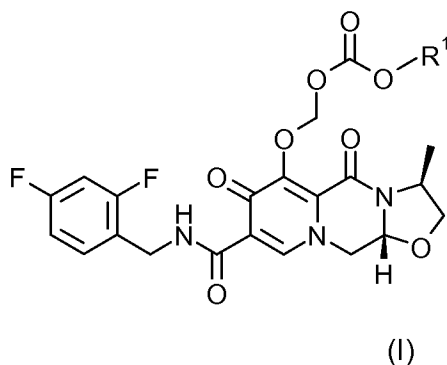
yl]oxy)methyl)oxy]carbonyl}oxy) hydrochloric acid salt. The product prepared as described in step (a) above (173 mg, 0.239 mmol) was dissolved in dichloromethane, washed with sodium bicarbonate solution, and dried over sodium sulfate. This isolate was dissolved in dioxane, cooled in an ice-water bath and HCl (0.24 mL, 1 normal solution) was added and the reaction was stirred 15 minutes at ambient temperature. The mixture was concentrated under reduced pressure and triturated with an ethyl acetate/dichloromethane mixture and the solid was collected by vacuum filtration. ¹H NMR (CDCl₃) δ 10.17 (m, 1 H), 8.46 (s, 1 H), 7.31 (m, 1 H), 6.78 (m, 2 H), 5.94 (d, *J* = 6.4 Hz, 1 H), 5.77 (d, *J* = 6.4 Hz, 1 H), 5.32 (m, 1 H), 4.74- 4.34 (m, 9 H), 4.02 (m, 1 H), 3.65 (m, 1 H), 3.39 (m, 2 H), 2.82 (s, 6 H), 1.34 (d, *J* = 6 Hz, 3 H). ES⁺ MS: 609 (M+1).

Example 26 Rat Pharmacokinetics

Fasted male CD rats received the compound of Example 12 as an oral suspension dose (5 mg parent equivalent/kg in 0.1% hydroxypropylmethylcellulose/0.1% Tween-80) administered via an oral gavage needle. Blood samples (0.2 mL each) were drawn from a surgically implanted femoral vein cannula at timed intervals for 24 h following dose administration; all samples were drawn using EDTA-treated syringes. Each blood sample was combined with 0.02 mL of a protease inhibitor solution [ε-amino-n-caproic acid, benzamide HCl, and 4-(2-aminoethyl) benzenesulfonyl fluoride HCl in water] to inhibit ex vivo conversion of prodrug to parent, vortexed to mix, and centrifuged (4000 x g, 4° C, 20 min) to harvest plasma. Prodrug and parent concentrations in plasma samples were quantitated by LC/MS/MS analysis. Area under the plasma concentration-time curve was estimated using noncompartmental analysis methods (WinNonlin Professional 4.1)

Claims

1. A compound of formula (I):



wherein:

R¹ is C₁-C₈alkyl, C₆-C₁₀aryl or LR²;

L is alkylene;

R² is

a) hydroxy;

b) alkoxy;

c) OR³ wherein R³ is P(O)(OH)₂, alkoxy, or alkylene-alkoxy;

d) heterocyclyl optionally substituted with oxo or C₁-C₈alkyl;

e) C(O)OR⁴ wherein R⁴ is H, C₁-C₈alkyl, or XR⁵ wherein X is alkylene and R⁵ is C₆-C₁₀aryl, heterocyclyl, or NR⁶R⁷ wherein R⁶ and R⁷ are independently selected from the group consisting of H and C₁-C₈alkyl;

f) NR⁶R⁷;

g) C(O)NR⁸R⁹ wherein R⁸ and R⁹ are independently selected from the group consisting of H and XR⁵; or

h) C(O)R¹⁰ wherein R¹⁰ is heterocyclyl optionally substituted with XR¹¹ wherein R¹¹ is heterocyclyl;

or a pharmaceutically acceptable salt thereof.

2. A compound of formula (I) according to claim 1 wherein R¹ is LR² wherein R² is OR³ or C(O)OR⁴.

3. A compound of formula (I) according to claim 1 wherein R¹ is LR² wherein R² is OR³ or C(O)OR⁴ wherein R³ is P(O)(OH)₂ and R⁴ is XR⁵ wherein X is alkylene and R⁵ is C₆₋₁₀aryl.

4. A compound selected from the group consisting of:

{[(3S,11aR)-8-([(2,4-Difluorophenyl)methyl]amino)carbonyl]-3-methyl-5,7-dioxo-2,3,5,7,11,11a-hexahydro[1,3]oxazolo[3,2-a]pyrido[1,2-d]pyrazin-6-yl]oxy)methyl methyl carbonate;

{[(3S,11aR)-8-([(2,4-Difluorophenyl)methyl]amino)carbonyl]-3-methyl-5,7-dioxo-2,3,5,7,11,11a-hexahydro[1,3]oxazolo[3,2-a]pyrido[1,2-d]pyrazin-6-yl]oxy)methyl 2-(methyloxy)ethyl carbonate;

{[(3S,11aR)-8-([(2,4-Difluorophenyl)methyl]amino)carbonyl]-3-methyl-5,7-dioxo-2,3,5,7,11,11a-hexahydro[1,3]oxazolo[3,2-a]pyrido[1,2-d]pyrazin-6-yl]oxy)methyl 1-methylethyl carbonate;

{[(3S,11aR)-8-([(2,4-Difluorophenyl)methyl]amino)carbonyl]-3-methyl-5,7-dioxo-2,3,5,7,11,11a-hexahydro[1,3]oxazolo[3,2-a]pyrido[1,2-d]pyrazin-6-yl]oxy)methyl 2-[2-(methyloxy)ethyl]oxy}ethyl carbonate;

{[(3S,11aR)-8-([(2,4-Difluorophenyl)methyl]amino)carbonyl]-3-methyl-5,7-dioxo-2,3,5,7,11,11a-hexahydro[1,3]oxazolo[3,2-a]pyrido[1,2-d]pyrazin-6-yl]oxy)methyl 2-hydroxyethyl carbonate;

{[(3S,11aR)-8-([(2,4-Difluorophenyl)methyl]amino)carbonyl]-3-methyl-5,7-dioxo-2,3,5,7,11,11a-hexahydro[1,3]oxazolo[3,2-a]pyrido[1,2-d]pyrazin-6-yl]oxy)methyl 2-(phosphonoxy)ethyl carbonate;

{[(3S,11aR)-8-([(2,4-Difluorophenyl)methyl]amino)carbonyl]-3-methyl-5,7-dioxo-2,3,5,7,11,11a-hexahydro[1,3]oxazolo[3,2-a]pyrido[1,2-d]pyrazin-6-yl]oxy)methyl 3-hydroxypropyl carbonate;

{[(3S,11aR)-8-([(2,4-Difluorophenyl)methyl]amino)carbonyl]-3-methyl-5,7-dioxo-2,3,5,7,11,11a-hexahydro[1,3]oxazolo[3,2-a]pyrido[1,2-d]pyrazin-6-yl]oxy)methyl 3-(phosphonoxy)propyl carbonate;

{[(3S,11aR)-8-([(2,4-Difluorophenyl)methyl]amino)carbonyl]-3-methyl-5,7-dioxo-2,3,5,7,11,11a-hexahydro[1,3]oxazolo[3,2-a]pyrido[1,2-d]pyrazin-6-yl]oxy)methyl 2-pyridinylmethyl carbonate;

{[(3S,11aR)-8-([(2,4-Difluorophenyl)methyl]amino)carbonyl]-3-methyl-5,7-dioxo-2,3,5,7,11,11a-hexahydro[1,3]oxazolo[3,2-a]pyrido[1,2-d]pyrazin-6-yl]oxy)methyl 2-(2-oxo-1-pyrrolidinyl)ethyl carbonate;

{[(3S,11aR)-8-([(2,4-Difluorophenyl)methyl]amino)carbonyl]-3-methyl-5,7-dioxo-2,3,5,7,11,11a-hexahydro[1,3]oxazolo[3,2-a]pyrido[1,2-d]pyrazin-6-yl]oxy)methyl 2-(4-morpholinyl)ethyl carbonate;

Phenylmethyl ({[(3S,11aR)-8-([(2,4-difluorophenyl)methyl]amino)carbonyl]-3-methyl-5,7-dioxo-2,3,5,7,11,11a-hexahydro[1,3]oxazolo[3,2-a]pyrido[1,2-d]pyrazin-6-yl]oxy)methyl)oxy]carbonyl]oxy)acetate;

{[(3S,11aR)-8-([(2,4-Difluorophenyl)methyl]amino)carbonyl]-3-methyl-5,7-dioxo-2,3,5,7,11,11a-hexahydro[1,3]oxazolo[3,2-a]pyrido[1,2-d]pyrazin-6-yl]oxy)methyl)oxy]carbonyl]oxy)acetic acid;

{{(3S,11aR)-8-(((2,4-Difluorophenyl)methyl)amino)carbonyl)-3-methyl-5,7-dioxo-2,3,5,7,11,11a-hexahydro[1,3]oxazolo[3,2-a]pyrido[1,2-d]pyrazin-6-yl]oxy)methyl 2-(dimethylamino)ethyl carbonate;

{{(3S,11aR)-8-(((2,4-Difluorophenyl)methyl)amino)carbonyl)-3-methyl-5,7-dioxo-2,3,5,7,11,11a-hexahydro[1,3]oxazolo[3,2-a]pyrido[1,2-d]pyrazin-6-yl]oxy)methyl 2-oxo-2-{4-[2-(1-pyrrolidinyl)ethyl]-1-piperazinyl}ethyl carbonate;

Methyl ({{{(3S,11aR)-8-(((2,4-difluorophenyl)methyl)amino)carbonyl)-3-methyl-5,7-dioxo-2,3,5,7,11,11a-hexahydro[1,3]oxazolo[3,2-a]pyrido[1,2-d]pyrazin-6-yl]oxy)methyl}oxy)carbonyl}oxy)acetate;

{{(3S,11aR)-8-(((2,4-Difluorophenyl)methyl)amino)carbonyl)-3-methyl-5,7-dioxo-2,3,5,7,11,11a-hexahydro[1,3]oxazolo[3,2-a]pyrido[1,2-d]pyrazin-6-yl]oxy)methyl 2-oxo-2-[(2-pyridinylmethyl)amino]ethyl carbonate;

{{(3S,11aR)-8-(((2,4-Difluorophenyl)methyl)amino)carbonyl)-3-methyl-5,7-dioxo-2,3,5,7,11,11a-hexahydro[1,3]oxazolo[3,2-a]pyrido[1,2-d]pyrazin-6-yl]oxy)methyl 2-(4-methyl-1-piperazinyl)ethyl carbonate;

{{(3S,11aR)-8-(((2,4-Difluorophenyl)methyl)amino)carbonyl)-3-methyl-5,7-dioxo-2,3,5,7,11,11a-hexahydro[1,3]oxazolo[3,2-a]pyrido[1,2-d]pyrazin-6-yl]oxy)methyl 2-{2-(4-morpholinyl)ethyl}amino}-2-oxoethyl carbonate;

{{(3S,11aR)-8-(((2,4-Difluorophenyl)methyl)amino)carbonyl)-3-methyl-5,7-dioxo-2,3,5,7,11,11a-hexahydro[1,3]oxazolo[3,2-a]pyrido[1,2-d]pyrazin-6-yl]oxy)methyl 2-{4-(dimethylamino)butyl}amino}-2-oxoethyl carbonate;

{{(3S,11aR)-8-(((2,4-Difluorophenyl)methyl)amino)carbonyl)-3-methyl-5,7-dioxo-2,3,5,7,11,11a-hexahydro[1,3]oxazolo[3,2-a]pyrido[1,2-d]pyrazin-6-yl]oxy)methyl 2-{3-(1H-imidazol-1-yl)propyl}amino}-2-oxoethyl carbonate;

2-Pyridinylmethyl ({{{(3S,11aR)-8-(((2,4-difluorophenyl)methyl)amino)carbonyl)-3-methyl-5,7-dioxo-2,3,5,7,11,11a-hexahydro[1,3]oxazolo[3,2-a]pyrido[1,2-d]pyrazin-6-yl]oxy)methyl}oxy)carbonyl}oxy)acetate;

2-(4-Morpholinyl)ethyl ({{{(3S,11aR)-8-(((2,4-difluorophenyl)methyl)amino)carbonyl)-3-methyl-5,7-dioxo-2,3,5,7,11,11a-hexahydro[1,3]oxazolo[3,2-a]pyrido[1,2-d]pyrazin-6-yl]oxy)methyl}oxy)carbonyl}oxy)acetate;

2-(Dimethylamino)ethyl ({{{(3S,11aR)-8-(((2,4-difluorophenyl)methyl)amino)carbonyl)-3-methyl-5,7-dioxo-2,3,5,7,11,11a-hexahydro[1,3]oxazolo[3,2-a]pyrido[1,2-d]pyrazin-6-yl]oxy)methyl}oxy)carbonyl}oxy)acetate;

{{(3S,11aR)-8-(((2,4-Difluorophenyl)methyl)amino)carbonyl)-3-methyl-5,7-dioxo-2,3,5,7,11,11a-hexahydro[1,3]oxazolo[3,2-a]pyrido[1,2-d]pyrazin-6-yl]oxy)methyl 4-nitrophenyl carbonate; and

pharmaceutically acceptable salts thereof.

5. A pharmaceutically acceptable salt of a compound according to any of claims 1 to 4.
6. A compound according to claim 5 wherein the pharmaceutically acceptable salt is a sodium salt or hydrochloride salt.
7. A compound selected from the group consisting of:
{[(3S,11aR)-8-([(2,4-Difluorophenyl)methyl]amino)carbonyl)-3-methyl-5,7-dioxo-2,3,5,7,11,11a-hexahydro[1,3]oxazolo[3,2-a]pyrido[1,2-d]pyrazin-6-yl]oxy)methyl 2-(phosphonoxy)ethyl carbonate mono-sodium salt;
{[(3S,11aR)-8-([(2,4-Difluorophenyl)methyl]amino)carbonyl)-3-methyl-5,7-dioxo-2,3,5,7,11,11a-hexahydro[1,3]oxazolo[3,2-a]pyrido[1,2-d]pyrazin-6-yl]oxy)methyl 3-(phosphonoxy)propyl carbonate mono-sodium salt; and
{[(3S,11aR)-8-([(2,4-Difluorophenyl)methyl]amino)carbonyl)-3-methyl-5,7-dioxo-2,3,5,7,11,11a-hexahydro[1,3]oxazolo[3,2-a]pyrido[1,2-d]pyrazin-6-yl]oxy)methyl 2-(4-morpholinyl)ethyl carbonate acetate.
8. A method of treatment of a viral infection in a human comprising administering to said human an antiviral effective amount of a compound according to any of claims 1 to 7.
9. A method according to claim 8 wherein the viral infection is a HIV infection.
10. A compound as claimed in any of claims 1 to 7 for use in medical therapy.
11. Use of a compound as claimed in any of claims 1 to 7 in the manufacture of a medicament for the treatment or prophylaxis of a virus infection.
12. The use according to claim 11 wherein the viral infection is a HIV infection.
13. A pharmaceutical composition comprising an effective amount of a compound according to any of claims 1 to 7 together with a pharmaceutically acceptable carrier.
14. A pharmaceutical composition according to claim 13 in the form of a tablet, capsule, liquid or suspension.

15. A method of treatment of a HIV infection in a human comprising administering to said human a composition comprising a compound according to any of claims 1 to 7 and another therapeutic agent.

1/1

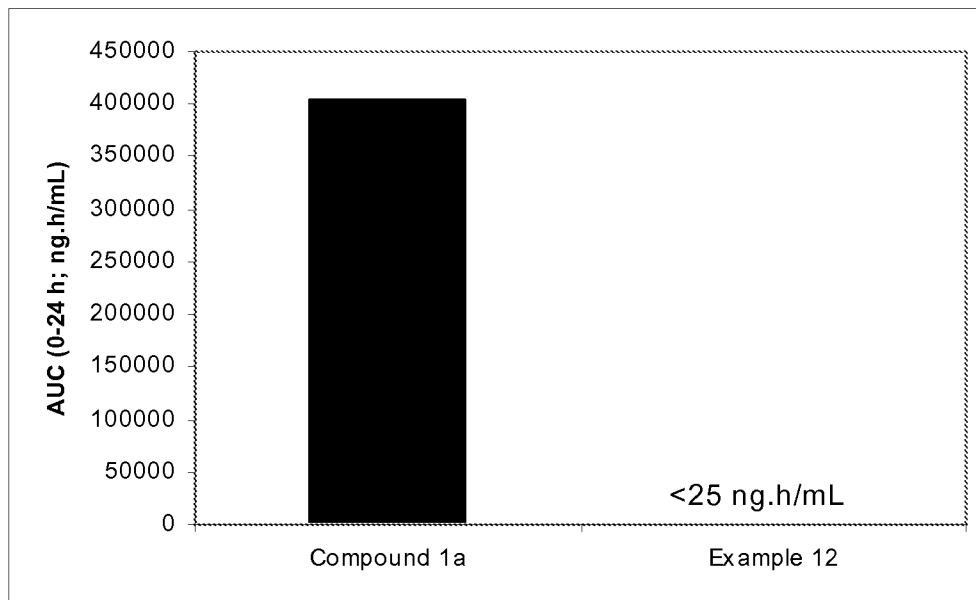


FIG 1

INTERNATIONAL SEARCH REPORT

International application No.
PCT/US 09/51499

A. CLASSIFICATION OF SUBJECT MATTER
 IPC(8) - A61K 31/535 (2009.01)
 USPC - 514/228.8
 According to International Patent Classification (IPC) or to both national classification and IPC

B. FIELDS SEARCHED

Minimum documentation searched (classification system followed by classification symbols)
 IPC(8): A61K 31/535 (2009.01)
 USPC: 514/228.8

Documentation searched other than minimum documentation to the extent that such documents are included in the fields searched
 USPC: 514/228.8,249,273; 544/71,320,321 (Keywords limited - See list for keywords)

Electronic data base consulted during the international search (name of data base and, where practicable, search terms used)
 PubWEST(USPT,PGPB,EPAB,JPAB); DialogPRO(Chemistry); Google Scholar
 Search terms: HIV, AIDS, ARC, integrase, human, immunodeficiency, virus, syndrome, inhibit\$5, related, complex, alkoxy, alkyl, heterocycl\$5, alkylene, oxo, oxazin\$3 and pyrazin\$4, morpholi\$6, difluorophenyl

C. DOCUMENTS CONSIDERED TO BE RELEVANT

Category*	Citation of document, with indication, where appropriate, of the relevant passages	Relevant to claim No.
Y	US 2008/0161271 A1 (Yoshida et al.) 03 July 2008 (03.07.2008), especially, para [0009], [0015], and [0162].	1-7
Y	US 2006/0116356 A1 (Cai et al.) 01 June 2006 (01.06.2006), especially, para [0075], [0080], [0091], [0211], [0218], [0245] and [0413].	1-7
A	WO 2006/116764 A1 (Johns et al.) 02 November 2006 (02.11.2006) entire document	1-7

Further documents are listed in the continuation of Box C.

* Special categories of cited documents:

"A" document defining the general state of the art which is not considered to be of particular relevance	"T" later document published after the international filing date or priority date and not in conflict with the application but cited to understand the principle or theory underlying the invention
"E" earlier application or patent but published on or after the international filing date	"X" document of particular relevance; the claimed invention cannot be considered novel or cannot be considered to involve an inventive step when the document is taken alone
"L" document which may throw doubts on priority claim(s) or which is cited to establish the publication date of another citation or other special reason (as specified)	"Y" document of particular relevance; the claimed invention cannot be considered to involve an inventive step when the document is combined with one or more other such documents, such combination being obvious to a person skilled in the art
"O" document referring to an oral disclosure, use, exhibition or other means	"&" document member of the same patent family
"P" document published prior to the international filing date but later than the priority date claimed	

Date of the actual completion of the international search
18 September 2009 (18.09.2009)

Date of mailing of the international search report
02 OCT 2009

Name and mailing address of the ISA/US
 Mail Stop PCT, Attn: ISA/US, Commissioner for Patents
 P.O. Box 1450, Alexandria, Virginia 22313-1450
 Facsimile No. 571-273-3201

Authorized officer:
 Lee W. Young
 PCT Helpdesk: 571-272-4300
 PCT OSP: 571-272-7774

INTERNATIONAL SEARCH REPORT

International application No.

PCT/US 09/51499

Box No. II Observations where certain claims were found unsearchable (Continuation of item 2 of first sheet)

This international search report has not been established in respect of certain claims under Article 17(2)(a) for the following reasons:

1. Claims Nos.:
because they relate to subject matter not required to be searched by this Authority, namely:

2. Claims Nos.:
because they relate to parts of the international application that do not comply with the prescribed requirements to such an extent that no meaningful international search can be carried out, specifically:

3. Claims Nos.: 8-15
because they are dependent claims and are not drafted in accordance with the second and third sentences of Rule 6.4(a).

Box No. III Observations where unity of invention is lacking (Continuation of item 3 of first sheet)

This International Searching Authority found multiple inventions in this international application, as follows:

1. As all required additional search fees were timely paid by the applicant, this international search report covers all searchable claims.
2. As all searchable claims could be searched without effort justifying additional fees, this Authority did not invite payment of additional fees.
3. As only some of the required additional search fees were timely paid by the applicant, this international search report covers only those claims for which fees were paid, specifically claims Nos.:

4. No required additional search fees were timely paid by the applicant. Consequently, this international search report is restricted to the invention first mentioned in the claims; it is covered by claims Nos.:

Remark on Protest

- The additional search fees were accompanied by the applicant's protest and, where applicable, the payment of a protest fee.
- The additional search fees were accompanied by the applicant's protest but the applicable protest fee was not paid within the time limit specified in the invitation.
- No protest accompanied the payment of additional search fees.