



US00D719904S

(12) **United States Design Patent**
Rickard

(10) **Patent No.:** **US D719,904 S**

(45) **Date of Patent:** **** Dec. 23, 2014**

(54) **LUGGAGE RACK**

(71) Applicant: **William E. Rickard**, Fredonia, NY (US)

(72) Inventor: **William E. Rickard**, Fredonia, NY (US)

(**) Term: **14 Years**

(21) Appl. No.: **29/487,680**

(22) Filed: **Apr. 10, 2014**

(51) **LOC (10) Cl.** **12-16**

(52) **U.S. Cl.**
USPC **D12/412**

(58) **Field of Classification Search**
USPC D12/412, 406, 413, 414, 414.1; 293/3,
293/100; 224/309-310, 315-316, 319,
224/323-329, 400, 331, 321, 229.1, 316.4,
224/924, 299.1; D6/552; 280/760-762,
280/848, 727, 769; D3/304-306
See application file for complete search history.

(56) **References Cited**

U.S. PATENT DOCUMENTS

3,616,977 A * 11/1971 Zurmuhlen 224/435
D276,330 S * 11/1984 Stahel D12/407

4,535,336 A * 8/1985 Shaver 343/713
D392,247 S * 3/1998 Gogan et al. D12/407
D395,420 S * 6/1998 Gogan et al. D12/407
D427,963 S * 7/2000 Gogan et al. D12/407
D451,304 S * 12/2001 Felsenthal D6/462
6,443,321 B1 * 9/2002 Felsenthal 211/195
6,796,063 B1 * 9/2004 Bryant 40/592

* cited by examiner

Primary Examiner — Katrina A Betton

(74) *Attorney, Agent, or Firm* — The Bilicki Law Firm, P.C.;
Carl A. Hjort, III


(57) **CLAIM**

The ornamental design for a luggage rack, as shown and described.

DESCRIPTION

FIG. 1 sets forth a top perspective view of a luggage rack according to the present design;
FIG. 2 is a top plan view of a luggage rack;
FIG. 3 is a bottom plan view of a luggage rack;
FIG. 4 is a right side view of a luggage rack;
FIG. 5 is a left side view of a luggage rack;
FIG. 6 is a front view of a luggage rack; and,
FIG. 7 is a rear view of a luggage rack.

1 Claim, 5 Drawing Sheets



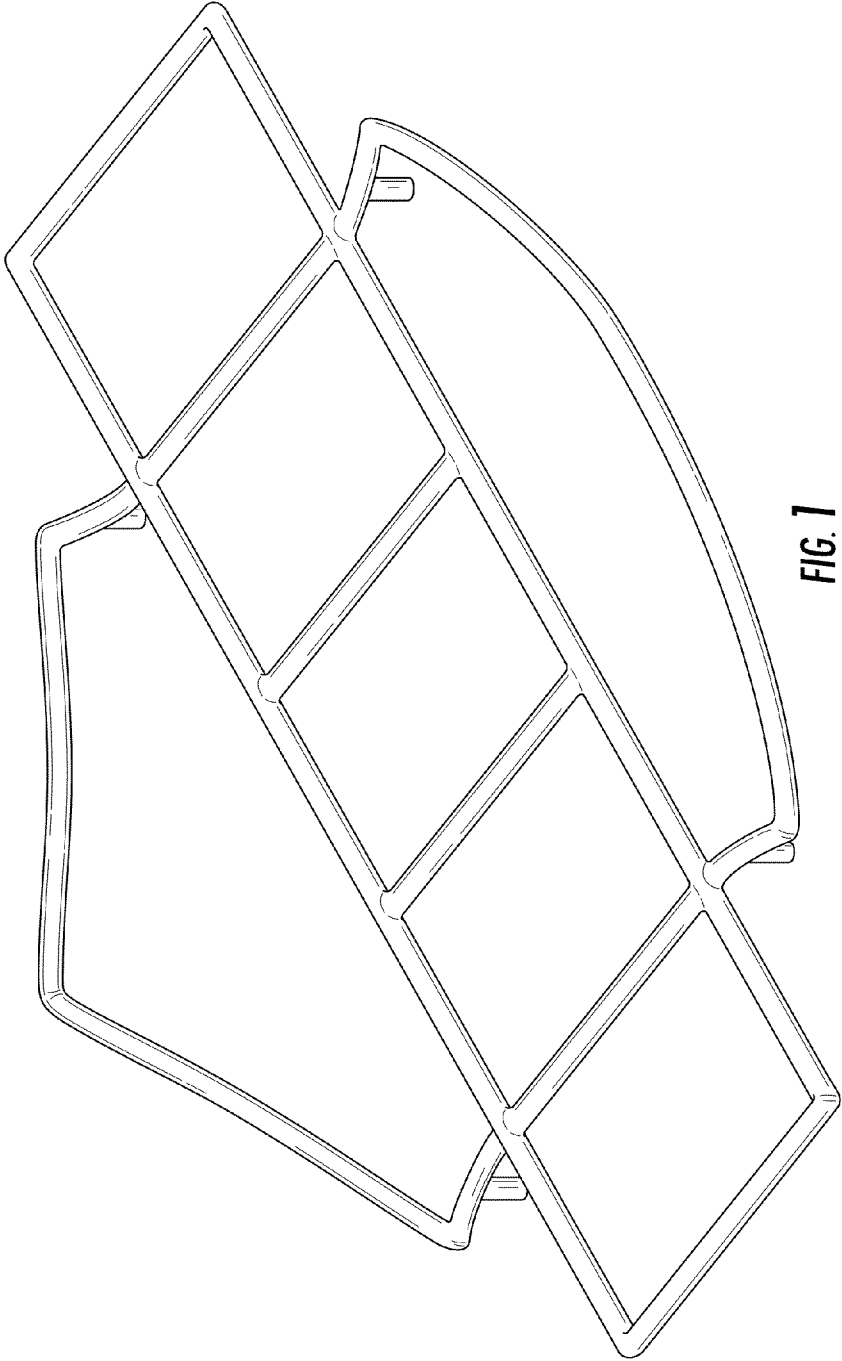


FIG. 1




FIG. 2

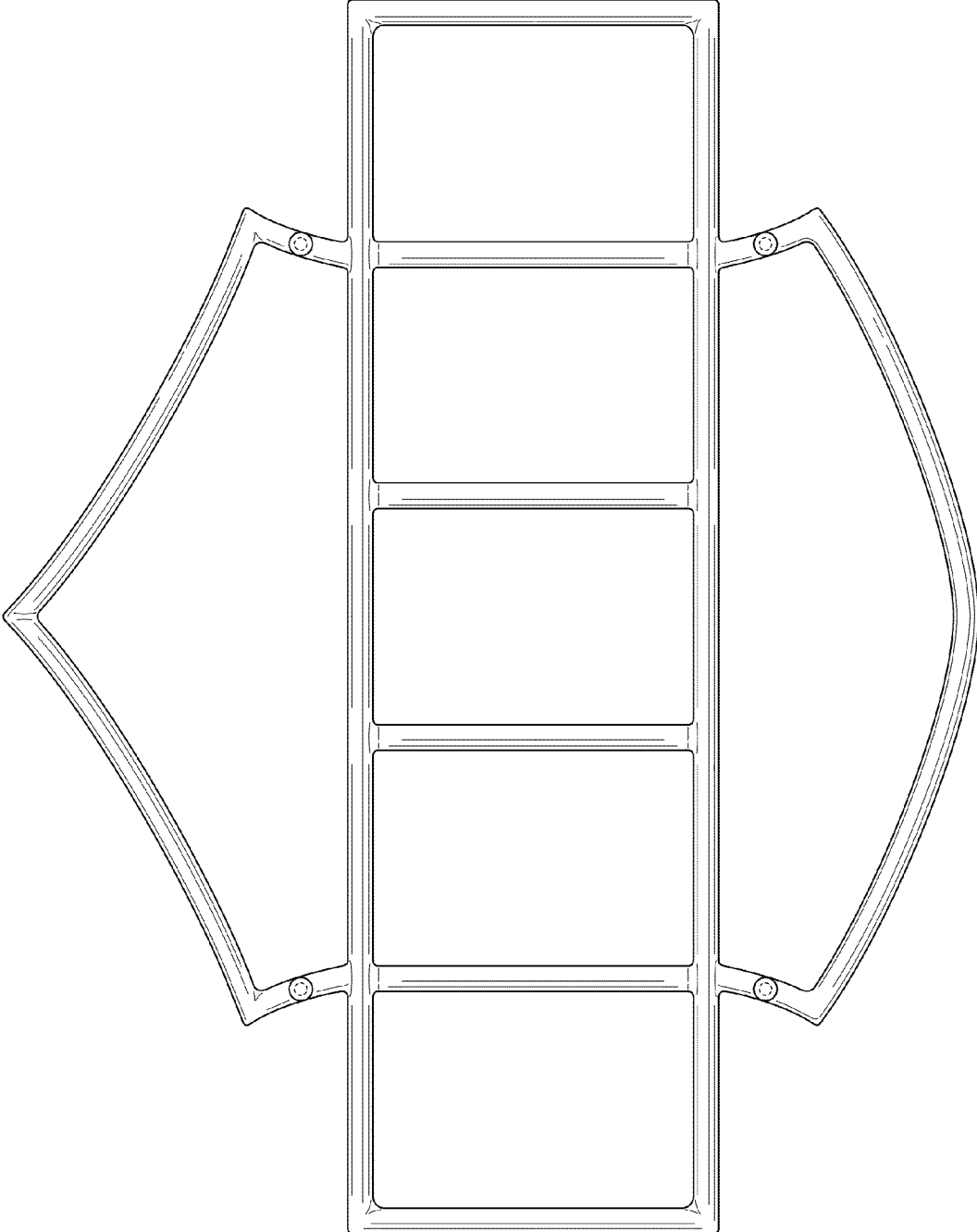


FIG. 3

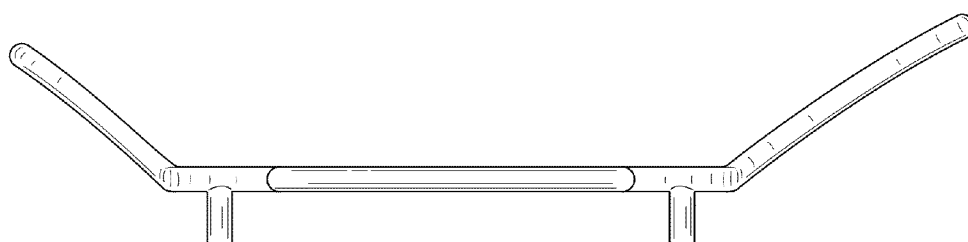


FIG. 4

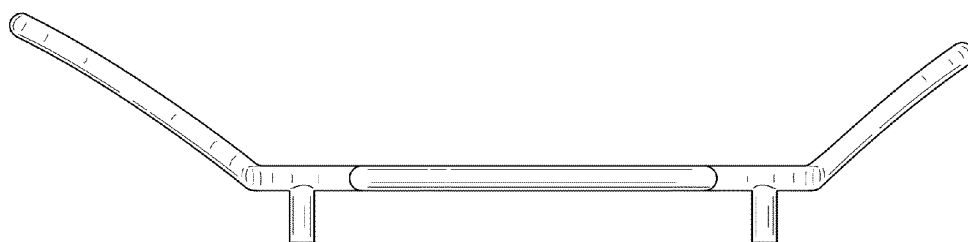


FIG. 5

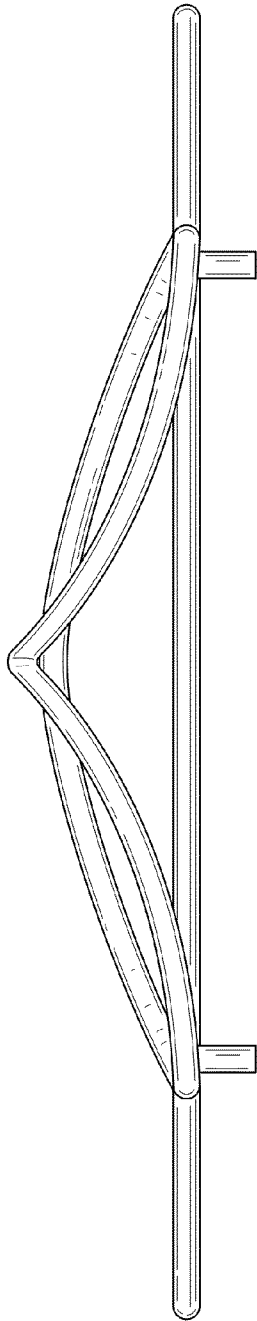


FIG. 6

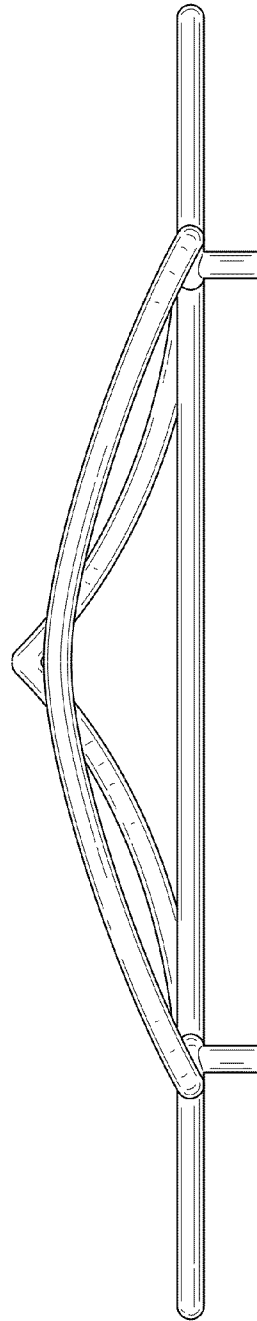


FIG. 7