



(43) International Publication Date
14 February 2013 (14.02.2013)

(51) International Patent Classification:

C04B 24/26 (2006.01) C04B 24/18 (2006.01)
C04B 24/22 (2006.01)

(21) International Application Number:

PCT/EP2012/064969

(22) International Filing Date:

31 July 2012 (31.07.2012)

(25) Filing Language:

English

(26) Publication Language:

English

(30) Priority Data:

11177136.6 10 August 2011 (10.08.2011) EP

(71) Applicant (for all designated States except US): SIKA TECHNOLOGY AG [CH/CH]; Zugerstrasse 50, CH-6340 Baar (CH).

(72) Inventors; and

(75) Inventors/Applicants (for US only): GALLEGOS, Pedro [CL/CL]; Av Apoquindo 6936, Las Condes, Santiago de Chile (CL). ARANCIBIA, Lili [CL/CL]; Santa Julia 550, Ñuñoa-Santiago (CL). OLIVARES, Hugo [CL/CL]; Las Amapolas 1959, Santiago, Santiago Centro (CL). CROQUEVIELLE, Ernesto [CL/CL]; Tabancura 1623, Depto. 205, Vitacura, Santiago de Chile (CL). HAACK,

Thomas [DE/CL]; Carlos Aguirre Luco 1279, Santiago de Chile (CL).

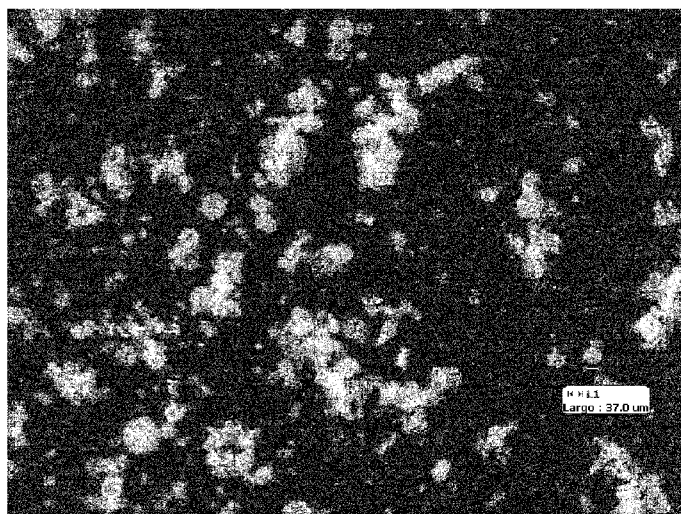
(81) Designated States (unless otherwise indicated, for every kind of national protection available): AE, AG, AL, AM, AO, AT, AU, AZ, BA, BB, BG, BH, BN, BR, BW, BY, BZ, CA, CH, CL, CN, CO, CR, CU, CZ, DE, DK, DM, DO, DZ, EC, EE, EG, ES, FI, GB, GD, GE, GH, GM, GT, HN, HR, HU, ID, IL, IN, IS, JP, KE, KG, KM, KN, KP, KR, KZ, LA, LC, LK, LR, LS, LT, LU, LY, MA, MD, ME, MG, MK, MN, MW, MX, MY, MZ, NA, NG, NI, NO, NZ, OM, PE, PG, PH, PL, PT, QA, RO, RS, RU, RW, SC, SD, SE, SG, SK, SL, SM, ST, SV, SY, TH, TJ, TM, TN, TR, TT, TZ, UA, UG, US, UZ, VC, VN, ZA, ZM, ZW.

(84) Designated States (unless otherwise indicated, for every kind of regional protection available): ARIPO (BW, GH, GM, KE, LR, LS, MW, MZ, NA, RW, SD, SL, SZ, TZ, UG, ZM, ZW), Eurasian (AM, AZ, BY, KG, KZ, RU, TJ, TM), European (AL, AT, BE, BG, CH, CY, CZ, DE, DK, EE, ES, FI, FR, GB, GR, HR, HU, IE, IS, IT, LT, LU, LV, MC, MK, MT, NL, NO, PL, PT, RO, RS, SE, SI, SK, SM, TR), OAPI (BF, BJ, CF, CG, CI, CM, GA, GN, GQ, GW, ML, MR, NE, SN, TD, TG).

[Continued on next page]

(54) Title: PROCESS FOR DRYING CONCRETE DISPERSANTS

Figur 3



(57) Abstract: Subject of the invention is a process for the production of a solid dispersant for a hydraulically binding composition, comprising the steps of a) providing at least one first polymer, which is a comb polymer having a polymer backbone comprising carboxyl groups, b) providing at least one second polymer, which is a condensate of, at least, an aromatic compound and formaldehyde; or a lignosulfonate, c) preparing an aqueous solution comprising the first and the second polymer, and d) spray-drying the aqueous solution to obtain the solid dispersant. Subject of the invention are also solid dispersants produced according to the inventive process and uses thereof.



Published:

— with international search report (Art. 21(3))

— before the expiration of the time limit for amending the claims and to be republished in the event of receipt of amendments (Rule 48.2(h))

PROCESS FOR DRYING CONCRETE DISPERSANTS

5

The invention relates to processes for the production of solid dispersants for a hydraulically binding composition, solid dispersants obtained according to such processes and uses thereof.

10 State of the art

Dispersants are important additives for hydraulically binding compositions, such as cements. They are added to improve the workability of hydraulically binding compositions and the mechanical properties of the resulting concrete.

15 An important class of dispersants are fluidizers, also referred to as plasticizers. Fluidizers are added in order to reduce the water content of hydraulically binding compositions. By reducing the water content, concretes with improved mechanical properties, such as pressure resistance and tightness against liquids are obtainable. Typical dispersants with fluidizing properties are organic
20 polymers. In concrete production, melamine sulfonates, naphthalene sulfonates, lignin sulfonates or derivatives thereof are well known fluidizers. These dispersants mostly increase the initial flow of mortar compositions after preparations. However, they tend to decrease the flow shortly after, for example after about 30 min or 60 min. Thus they are of limited use for large
25 scale applications, in which a good workability of the mortar is required over an extended time period.

In the last years, a new class of highly efficient dispersants with fluidizing properties emerged, which are organic comb polymers with a polycarboxylate
30 backbone. The polycarboxylate backbone is covalently linked to side chains by ether, ester or amide bonds. The side chains usually comprise polyether groups. Such dispersants are also referred to as polycarboxylate ethers or esters (PCE) or as superfluidizers. Modifications and derivatives have been

described, which confer specific properties to various hydraulically binding compositions.

The building industry requires large amounts of such comb polymer
5 superfluidizers for concrete. Comb polymers are synthesized in aqueous solution. Aqueous solutions comprising about weight 40% comb polymers are commercially available.

Such comb polymers are highly hydrophilic. Upon removal of water from an
10 aqueous comb polymer solution, a waxy or syrup-like composition is obtained. Such a waxy composition is not well suited for technical application, because the workability is low and partitioning and distribution of the polymer into a cement composition is difficult and time-consuming.

15 For transport or storage, it would thus be desirable to provide such superfluidizers in a dry solid state, such as a powder or granulate. In view of the overall high amounts of superfluidizers required for concrete production, a solid superfluidizer would significantly reduce the costs for transport and storage and the ease of handling.

20

In the prior art, various approaches have been described to obtain dry solid comb polymer compositions.

US 2006/0229388 A1 describes the problem of drying polycarboxylic acid type
25 cement dispersants. As a solution, it suggests to include specific polyalkylene imine modifications into the chemical structure of the comb polymers. However, such chemical modifications are problematic, because they affect the properties of the comb polymer, require complicated organic synthesis processes and are not applicable for all types of comb polymer superfluidizers.

30

EP 1829839 A1 discloses the preparation of a powdered polycarboxylic acid-based cement dispersant, wherein the drying process is carried out with a mixture of a comb polymer with an inorganic powder. In addition, silica is

added during the drying process. Again, specific chemical modifications of the comb polymers are required, namely polyamide-polyamine modifications. Besides, inorganic additives and silica in the dry comb polymer composition may affect the cement composition.

5

US 6,437,027 B1 suggests a process for producing a powdery dispersant, in which a reducing agent, specifically sulfite, nitrite and thiosulfate salts, are added to a comb polymer and in which the comb polymer comprises specific chemical modifications.

10

As mentioned above, naphthalene sulfonates are used as dispersants for hydraulically binding compositions for their fluidizing properties for improving the initial flow. It is also known in the art that some polymer dispersions can be dried if admixed with such naphthalene sulfonate condensates. Such

15

processes are disclosed in DE 2049114, DE 3143070 or WO 03/097721.

Polymer dispersions, also named latex, comprise solid particles of water-insoluble polymers, especially thermoplastic polymers. Polymer dispersions of thermoplastic polymers can be dried easily. They are chemically and physically very different from water-soluble hydrophilic comb polymers.

20

WO2011/029711 discloses a formulation containing a) at least one component having dispersing properties and being selected from branched comb polymers having polyether side chains, a naphthalene sulphonate-formaldehyde condensate and a melamine sulphonate-formaldehyde condensate, and b) a phosphatized polycondensate. All inventive examples relate to liquid aqueous formulations comprising the phosphatized polycondensate b) and a single dispersant a). A mixture of two dispersants a) is used only in comparative example C4, but does not yield a stable solution, but a gel.

25

30 Problem underlying the invention

The subject of the invention is to provide methods and solid comb polymer based dispersants, which overcome the above-mentioned drawbacks. The

invention shall provide a simple and efficient method for providing solid comb polymers dispersants for hydraulically binding compositions. The dispersants and compositions shall have high workability. Preferably, they shall be in a form which can be portioned and mixed easily, preferably a fine powder. The comb polymer dispersant shall have good fluidizing properties in hydraulically binding compositions and confer advantageous mechanical properties to the resulting concrete. Specifically, they should confer good initial flow to a mortar composition, but also preserve good flow after extended time, such as 30 min or 60 min.

10

It is a further problem underlying the invention to provide a method for drying such dispersants, which is usable for a broad range of comb polymers. The inclusion of additives, which do not have fluidizing properties and which might affect the cement compositions or the concrete, shall be avoided. Specifically, chemical modifications of the comb polymers, which affect their structure and properties and require a complicated organic synthesis, shall be avoided.

15

Disclosure of the invention

Surprisingly, it was found that the problem underlying the invention is overcome by methods, solid dispersants and uses according to the claims. Further embodiments of the invention are outlined throughout the description.

20

Subject of the invention is a process for the production of a solid dispersant for a hydraulically binding composition, comprising the steps of

25

- a) providing at least one first polymer, which is a comb polymer having a polymer backbone comprising carboxyl groups,
- b) providing at least one second polymer, which is a condensate of at least an aromatic compound and formaldehyde; or a lignosulfonate,
- c) preparing an aqueous solution comprising the first and the second polymer, and
- d) spray-drying the aqueous solution to obtain the solid dispersant.

30

The invention provides a solid dispersant for a hydraulically binding composition. According to the invention, the solid dispersant is dry. In other words, the water content is low, preferably below 2 wt.%, below 1 wt.% or
5 below 0.5 wt.%. Preferably, the solid dispersant is a powder.

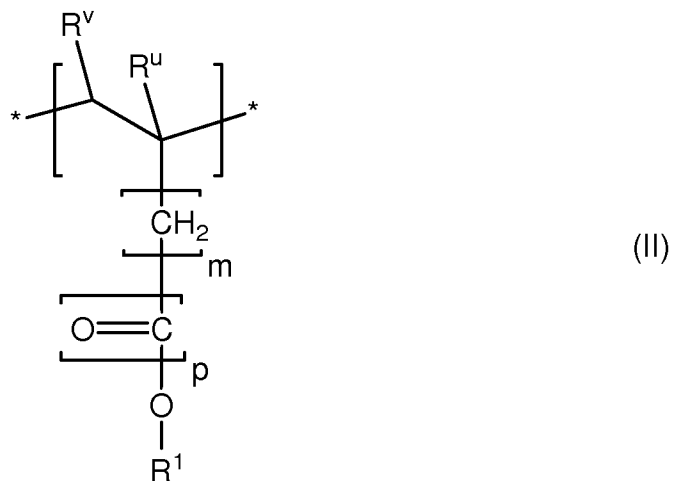
According to the invention, a "dispersant" is an additive for a hydraulically binding composition, which improves its workability. Specifically, the dispersant of the invention is a fluidizer or plasticizer. Since it contains comb polymer
10 superfluidizers, it is also a superfluidizer.

According to the invention, a "hydraulically binding composition" is a composition, which comprises a binder, which hardens in the presence of water. Such compositions and binders are well-known to the skilled person in
15 the technical field of construction. Such binders are typically inorganic binders. Preferably, the binder is selected from the group consisting of cement, gypsum, preferably in the form of anhydrous or semi-hydrous gypsum, and lime, especially burnt lime. An especially preferred hydraulic binder is cement. The compositions may comprise fillers, such as fly ash, silica fume, slack, slack
20 cent or lime filler.

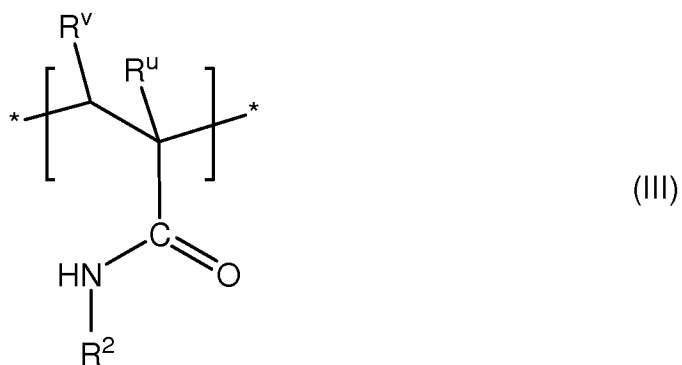
The hydraulically binding composition comprises at least one first polymer, which is a comb polymer. The comb polymer has a polymer backbone, which comprises carboxyl groups. The first polymer is a dispersant for a hydraulically
25 binding composition. Specifically, it is a fluidizer, more specifically a superfluidizer. It is known in the art that such "superfluidizers" or "ultra-high water reducers" can confer a water reduction of more than 20% to a hydraulically binding composition, such as cement.

30 Comb polymer superfluidizers for hydraulically binding compositions are well known in the art. It is assumed the carboxyl groups of the backbone are adsorbed by the binder particles, whereas the side chains are oriented away from the binder particles. Thus the fluidizing properties seem to be conferred to

b) b molar parts of a structural unit **S2** of formula II

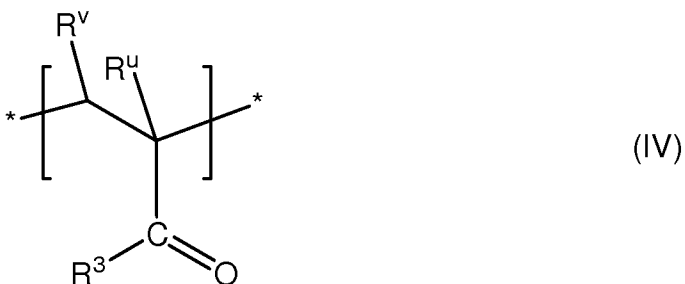


c) c molar parts of a structural unit **S3** of formula III



5

d) d molar parts of a structural unit **S4** of formula IV



wherein

each M independently from each other represents H⁺, an alkali metal ion, an alkaline earth metal ion, a di- or trivalent metal ion, an ammonium ion or an organic ammonium group,

10

each R^u independently from each other represents Hydrogen or a methyl group,

each R^v independently from each other represents Hydrogen or COOM, $m = 0, 1$ or 2 ,

5 $p = 0$ or 1 ,

each R^1 and each R^2 independently from each other represents C_1 - to C_{20} -alkyl, -cycloalkyl, -alkylaryl or for $-[AO]_n-R^4$,

whereby $A = C_2$ - to C_4 -alkylene, R^4 represents H, C_1 - to C_{20} -alkyl, -cyclohexyl or -alkylaryl,

10 and $n = 2 - 250$,

each R^3 independently of the others represents NH_2 , $-NR^5R^6$, $-OR^7NR^8R^9$,

wherein R^5 and R^6 independently from each other stand are

C_1 - to C_{20} -alkyl, -cycloalkyl

15 -alkylaryl or -aryl,

or for a hydroxyalkyl- or acetoxyethyl- ($CH_3-CO-O-CH_2-CH_2-$) or hydroxyisopropyl- ($HO-CH(CH_3)-CH_2-$) or acetoxyisopropyl group ($CH_3-CO-O-CH(CH_3)-CH_2-$);

or R^5 and R^6 together form a ring of which the nitrogen is part, to form a morpholine or imidazoline ring,

20

R^7 is a $C_2 - C_4$ -alkylene group,

each R^8 and R^9 independently from each other represent C_1 - to

C_{20} -alkyl, -cycloalkyl, -alkylaryl,

-aryl or a hydroxyalkyl group,

25

and whereby a, b, c and d stand for the molar parts of the structural units **S1**, **S2**, **S3** and **S4**, with

$$a/b/c/d = (0.1 - 0.9) / (0.1 - 0.9) / (0 - 0.8) / (0.0 - 0.8),$$

$$\text{in particular } a/b/c/d = (0.3 - 0.9) / (0.1 - 0.7) / (0 - 0.6) / (0.0 - 0.4)$$

and with the provision that $a + b + c + d = 1$.

30

Thereby, comb polymers with $n = 8 - 200$, more preferably $n = 11 - 150$, most preferably $n = 20 - 70$, turned out to be advantageously.

In particular, the molar parts of the structural units **S1**, **S2**, **S3** and **S4** are chosen as follows: $a/b/c/d = (0.1-0.9)/(0.1-0.9)/(0-0.5)/(0-0.1)$, preferably $a/b/c/d = (0.1-0.9)/(0.1-0.9)/(0-0.3)/(0-0.06)$. Furthermore, comb polymers with $c + d > 0$ are preferred.

5

According to an advantageous embodiment, R^u represents a methyl group, R^v stands for hydrogen, $m = 0$, $p = 1$ and R^1 represents $-[AO]_n-R^4$ with $n = 20 - 70$.

10 Preferably, A in $-[AO]_n-R^4$ represents a C_2 -alkylene.

Preferably, the average molecular weight (Mw) of the comb polymer is 5'000 - 150'000 g/mol, in particular 10'000 - 100'000 g/mol. The average molecular weight is in particular measured using gel permeation

15 chromatography (GPC) with polyethyleneglycol (PEG) as standard.

In particular, the structural units **S1**, **S2**, **S3**, and **S4** together have a combined molecular weight, which amounts to at least 50 wt.-%, in particular at least 90 wt.-%, preferably at least 95 wt.-%, of the total weight of the comb polymer.

20

For example, such comb polymers are those as disclosed in US 2006/0229388 A1.

Methods for producing such comb polymers are known in the art. Two main

25 methods are industrially used for synthesizing such comb polymers. The first method is radical polymerisation of ethylenically unsaturated monomers. Side chains of the resulting comb polymer are already attached to monomer units. Comb polymers with a desired structure and properties are obtained by specific selection and ratio of the monomers, especially the amount of acrylic and

30 methacrylic acid monomers in the polymerization reaction solution.

In a second method known as polymer analogous reaction, a polycarboxylic acid backbone is synthesized in a first step. Subsequently, side chains are

attached to the polycarboxylic acid backbone, for example by esterification, amidation or etherisation reactions with alcohols, amines and the like. Such polymer analogous reactions, as well as resulting comb polymers, are described, for example, in WO 97/35814, WO 95/09821, DE 100 15 135 A1, EP 1 138 697 A1, EP 1 348 729 A1 and WO 2005/090416. Details about the polymer analogous reaction are disclosed, for example, in EP 1 138 697 B1 on page 7, line 20 to page 8, line 50, as well as in its Examples, or in EP 1 061 089 B1 on page 4, line 54 to page 5, line 38 as well as in its Examples. In a preferred embodiment of the invention, the comb polymers are those which were obtained by polymer analogous reaction.

According to the invention, the second polymer is a condensate of at least an aromatic compound with formaldehyde, or is a lignosulfonate. As the first polymer, the second polymer is a dispersant for a hydraulically binding composition, preferably a fluidizer. Such compounds are also referred to as "high water reducers". Condensates of aromatic compounds with formaldehyde, as well as lignosulfonates, are known dispersants or fluidizers for hydraulically binding compositions. Typically, they confer a water reduction of about 10% to 20% to a hydraulically binding composition, specifically cement.

As used herein, a "condensate" is a compound, which was obtained by at least one condensation reaction. Typically, the synthesis of such condensates comprises a subsequent polymerisation step from condensate precursor units. Since the condensation reaction yields condensates of multiple monomeric precursors, the overall reaction is a polymerization reaction and the condensate is a polymer. As used herein, a "polymer" is obtained by polymerization, but may comprise only a low number of monomeric units, such as 2 or 3 monomeric units.

In a preferred embodiment of the invention, the second polymer is a sulfonate. Sulfonates are anions with the general formula $R-SO_2O^-$, wherein R is an

organic residue, such as methyl or phenyl. Sulfonates are the conjugate bases of sulfonic acids with formula RSO_2OH .

Specifically, the second polymer is a melamine sulfonate, naphthalene
5 sulfonate or lignin sulfonate. Preferably, it is a melamine sulfonate formaldehyde condensate, a naphthalene sulfonate formaldehyde condensate, or a lignosulfonate. The condensates may comprise additional chemical moieties which were included by condensation, or other modifications.

10 It is especially preferred that the second polymer is a melamine-sulfonate-formaldehyde condensate. Preferably, the condensate comprises between about 2 to 50, more preferably between about 3 to 20 melamine subunits. Preferably, the second polymer is a linear polymer. Specifically, the melamine subunits are aligned in a linear molecular chain. The condensate may be
15 synthesized in a multiple step reaction, in which at first melamine is reacted with formaldehyde and pyrosulfite, and subsequently sulfonated with sulfanilic acid, to obtain a primary condensate. The primary condensate is of relatively small size and may comprise an average of about two melamines per molecule. Subsequently, the primary condensates can be polymerized to
20 obtain a condensate of desired length. Melamine-sulfonate-formaldehyde condensates are known dispersants for cement compositions. Such condensates are commercially available, for example under the trademark Sikament from Sika, CH.

25 In another embodiment of the invention, the second polymer is a naphthalene sulfonate formaldehyde condensate. Similar as described above for the melamine condensate, the naphthalene condensate is obtained from formaldehyde and naphthalene and sulfonated in order to introduce a desired amount of sulfonic groups. Such naphthalene sulfonates are also known
30 dispersants for hydraulically binding compositions, specifically as fluidizers.

In another embodiment of the invention, the second polymer is a lignosulfonate. Lignosulfonates are water-soluble anionic polymers, which are

by-products from the production of wood pulp. They are also used as dispersants and fluidizers for hydraulically binding compositions.

In a preferred embodiment of the invention, the average molecular weight (Mw) of the condensate is 1'000 - 50'000 g/mol, in particular 2'000 - 10'000 g/mol.

The condensate is in the form of a salt (with neutralized carboxyl groups), a free acid, or partially neutralized. Preferably, the condensate is neutralized or at least partially neutralized, because the solubility in aqueous solution is higher and ionic carboxyl groups are advantageous for the dispersant function.

In a specific embodiment, the second polymer provided in step b) is not phosphatized. More specifically, the second polymer provided in step b) is preferably not a polycondensation product containing (I) at least one structural unit with an aromatic or heteroaromatic sub-unit and at least one polyether side chain, and (II) at least one phosphated structural unit with an aromatic or heteroaromatic sub-unit.

Still more specifically, the second polymer provided in step b) preferably is not a phosphatized polycondensate according to WO2011/029711, claim 1, b). In this embodiment, the second polymer is thus preferably not a polycondensation product containing (I) at least one structural unit with an aromatic or heteroaromatic sub-unit and at least one polyether side chain, and (II) at least one phosphated structural unit with an aromatic or heteroaromatic sub-unit, and (III) at least one structural unit with an aromatic or heteroaromatic sub-unit; structural unit (II) and structural unit (III) differing exclusively in that the $OP(OH)_2$ group of the structural unit (II) is replaced by H in structural unit (III), and structural unit (III) is not the same as structural unit (I).

In a specific embodiment, the spray-dried solution and/or the solid dispersant produced according to the inventive process do not comprise a phosphatized polycondensate. More specifically, the spray-dried solution and/or solid dispersant produced according to the inventive process preferably do not

comprise a polycondensation product containing (I) at least one structural unit with an aromatic or heteroaromatic sub-unit and at least one polyether side chain, and (II) at least one phosphated structural unit with an aromatic or heteroaromatic sub-unit.

5

Still more specifically, the spray-dried solution and/or solid dispersant produced according to the inventive process do not comprise a phosphatized polycondensate according to WO2011/029711, claim 1, b). In this embodiment, the spray-dried solution and/or solid dispersant produced according to the
10 inventive process preferably do not comprise not a polycondensation product containing (I) at least one structural unit with an aromatic or heteroaromatic sub-unit and at least one polyether side chain, and (II) at least one phosphated structural unit with an aromatic or heteroaromatic sub-unit, and (III) at least one structural unit with an aromatic or heteroaromatic sub-unit; structural unit (II)
15 and structural unit (III) differing exclusively in that the $OP(OH)_2$ group of the structural unit (II) is replaced by H in structural unit (III), and structural unit (III) is not the same as structural unit (I).

According to the invention, an aqueous solution is prepared, which comprises
20 the first and second polymer. The solution may comprise two or more different first polymers and/or second polymers. If necessary the aqueous solution is mixed, for example stirred, until the comb polymers and condensates are dissolved. Since the salts of the comb polymer and condensate are anionic, they are soluble in water up to relatively high concentrations. The solution is a
25 true solution, in which the comb polymer and condensate molecules are dissolved. Thus, the aqueous solution prepared in step c) of the invention is not a particle dispersion. In other words, it is not a latex. Specifically, the solution does not comprise insoluble particles, for example of thermoplastic polymers, such as particles above 1 μm or above 10 nm diameter.

30

In a subsequent step d), the aqueous solution is spray-dried. Spray-drying is a known method for producing a dry powder from a liquid by spraying in combination with rapidly drying the solution with a hot gas. The process is

carried out in a spray-dryer apparatus. The liquid is dispersed with a spray nozzle or an atomizer.

Preferably, the aqueous solution is pre-heated before entering the spray dryer.

5 The spray-drying may be carried out at an inlet temperature between 100 and 300 °C, preferably between 150 and 250 °C. The outlet temperature may be between 80 and 200 °C, more preferably between 120 and 150 °C. The resulting powder product may be sieved in order to remove small agglomerates, which might potentially be formed.

10

According to the inventive process, a dry powder is obtained, which has a good flowability. This was surprising, because the comb polymer itself, i.e. the polycarboxylate esters or ethers, is not spray-dryable from aqueous solutions. When attempting spray-drying aqueous solutions of comb polymers without
15 condensate additives, at best wax-like products were obtained.

In preferred embodiments of the invention, the solid dispersant is a powder. The powder may be converted into another solid forms, for example by pressing. Thus the inventive solid dispersant may also be a granulate, a
20 shaped block, a tab or the like.

In a preferred embodiment of the invention, the aqueous solution, before spray-drying, comprises

- 25 i. 5 to 60 %, preferably 10 to 30 %, (w/w) first polymers,
- ii. 5 to 60%, preferably 10 to 30 %, (w/w) second polymers, and
- iii. 20 to 80%, preferably 40 to 80, (w/w) water.

The aqueous solution may comprise other soluble additives. Usually, solutions of the respective comb polymers and condensates comprise small amounts of
30 additives. Additives may be residual chemicals or side products from the production process, or substances which stabilize comb polymer solutions. For example, the additives might be salts, especially buffer salts, alcohols, polysaccharides or sulfonate salts. The additives might be functional additives,

such as antifoaming agents or colorants. Preferably, the content of solid additives is below 10 weight %, more preferably below 5 weight % or below 3 weight %.

5 Preferably, the (w/w) ratio of the first polymer and the second polymer in the spray-dried aqueous solution is between 2 to 1 and 1 to 2, more preferably between 1.5 to 1 and 1 to 1.5, or between 1.2 to 1 and 1 to 1.2. In a specific preferred embodiment, the ratio is about 1 to 1 (about equal).

10 In a preferred embodiment, the pH of the spray-dried aqueous solution is between 5 and 9, more preferably between 6 and 8. The aqueous solution for spray-drying may be obtained by admixing a solution of the first polymer, having at a pH between 2 and 7, preferably between 3.5 and 6.5, with a solution of the second polymer, having a pH between 8 and 14, preferably
15 between 10 and 13; without further adaptation of the pH prior to spray drying.

In a preferred embodiment, the aqueous solution for spray drying is prepared by mixing aqueous solutions of the first polymer and the second polymer.

Preferably, the aqueous solution for spray-drying is prepared at a temperature
20 between 15 °C and 40 °C, preferably at room temperature. Preferably, the aqueous solution is pre-heated before spray-drying, for example to a temperature between 50 °C and 80 °C.

Another subject of the invention is a solid dispersant for a hydraulically binding
25 composition, wherein the solid dispersant is obtainable by the inventive process.

In a preferred embodiment of the invention, the solid dispersant of the invention comprises

- 30 I. 5 to 95 %, preferably 25 to 75 %, (w/w) first polymers and
II. 5 to 95%, preferably 25 to 75 %, (w/w) second polymers,

wherein the total amount of polymers i. and ii. is at least 80% or at least 90%, preferably at least 95% (w/w).

In another preferred embodiment of the invention, the solid dispersant of the invention comprises

- I. at least 10 %, preferably at least 20 %, (w/w) first polymers and
- 5 II. at least 10%, preferably at least 20 %, (w/w) second polymers, wherein the total amount of polymers i. and ii. is at least 80% or at least 90%, preferably at least 95% (w/w).

10 Preferably, the solid dispersant is in the form of a fine powder. The inventive spray dried powder has a unique microstructure, which is distinct from that of conventionally dried PCEs and confers advantageous properties to the powder.

By spray drying, a very fine powder is obtained easily. Preferably, the overall particle size of the spray-dried powder (of at least 98% of the particles) is
15 below 700 μm , preferably below 500 μm , or more preferably below 250 μm . The particle size can be measured by laser diffraction, preferably with a Mastersizer 2000 device (trademark of Malvern Instruments Ltd, GB).

In a preferred embodiment, the average particle size ($d_{50\%}$) is between 40 μm
20 and 100 μm , more preferably between 60 μm and 80 μm . Commercially available dried PCE products have higher mean particle sizes, for example between 100 μm and 400 μm . The average particle size can be measured by laser diffraction, preferably with a Mastersizer 2000 device (trademark of
25 Malvern Instruments Ltd, GB).

In contrast, conventional PCE powders are prepared by slow water depletion and tend to have larger particles. For example, solid PCE powders, which are available under the trademark Viscocrete 125 or 111 from Sika, CH, have average particle sizes of about 370 and 140 μm . Thus the inventive powder
30 has a high powder flow and can be admixed homogeneously with other components, such as a mortar.

Preferably, the pH of the inventive dispersant is between 5 and 9, more preferably between 6 and 8, for example about 7 (measured in 4% (w/w) aqueous solution). In comparison, dried PCE products have pH values between 3 and 4. For example, dry PCEs available under the trademark
5 Viscocrete 125 or 225 from Sika, CH, have pH values of about 3.8 and 3.2. The pH-neutral inventive dispersant does not significantly alter the pH of a composition, such as a mortar. The neutral pH is also expected to confer to the polymer an increased long time storage stability.

10 Further, spray-dried particles typically have a unique microstructure, which is distinct from particles dried by other methods, such as slow water depletion. Usually, spray dried particles resemble spheres. In contrast, conventionally dried PCE particles, such as VC 125 and VC 111, have predominantly amorphous shapes with irregular edges and corners.

15 In addition, spray dried particles have a relatively low density. Specifically, they tend to have a relatively low density in the interior and outer sections of relatively higher density. Spray dried particles thus resemble "hollow spheres" to a certain extent. For example, the overall bulk density of the inventive
20 powder is between 0.4 and 0.75, specifically between 0.5 and 0.7. In comparison, the bulk density of VC111 is about 0.78 and of VC125 is about 0.81. The bulk density can be measured manually or automatically, for example applying 10taps, or preferable until constant values are obtained. It is
25 believed that the overall structure and small particles size mediate rapid and even dissolving in water, whereas aggregation and clumping are avoided.

Another subject of the invention is the use of an inventive solid dispersant as a dispersant for a hydraulically binding composition, preferably as a fluidizer. In a preferred embodiment, the use is for increasing the flow of the hydraulically
30 binding composition, more preferably after at least 30 min or at least 60 min after preparation of the mortar composition.

Preferably, the hydraulic binder composition is cement, for example a Portland cement. The hydraulic binder may also be gypsum or lime. The hydraulic binder composition may comprise other known additives, such as fillers.

5 The inventive process and solid dispersant solve the above-mentioned problems. The invention provides a simple and efficient process for the production of dry solid dispersants comprising comb polymers. The sole additive required is a polymer fluidizer. The solid dispersant composition of the invention is an efficient fluidizer. The inclusion of other additives, such as
10 inorganic salts or reducing agents, which could detrimentally affect the properties of the hydraulically binding composition, is not necessary. Moreover, specific chemical modifications of the comb polymers are not necessary and the solid dispersant may comprise any desired PCE comb polymer.

15 The dry solid dispersant is available as a fine powder having a high powder flowability and low water content. It can be dissolved rapidly and homogeneously in water. Thus, the workability is good. It can be stored and transported economically, compared to liquid comb polymer solutions, which usually comprise about 60 wt.% water.

20

The inventive dispersant is an efficient fluidizer. The fluidizing properties in a cement composition are comparable to those of other PCEs and better than those of melamine sulfonate formaldehyde condensate alone, especially after extended times, such as 30 min or 60 min after mortar preparation. The first
25 and second polymers can be adapted towards each other, such that solid dispersants with specific desired properties are obtained.

30

Explanation of the figures:

Figure 1 shows a stereoscopic image of a powder of dry PCE of the state of the art of the trademark Viscocrete 111, Sika, CH. Two length distances ("largo") are marked as L1 (150.0 μm) and L2 (37.0 μm).

Figure 2 shows a stereoscopic image of a powder of dry PCE of the state of the art of the trademark Viscocrete 125, Sika, CH. Two length distances ("largo") are marked as L1 (158.7 μm) and L2 (63.0 μm).

Figure 3 shows a stereoscopic image of an inventive powder. A length distance ("largo") is marked as L1 (37.0 μm).

10 Examples

Example 1: Production of a Solid Dispersant

500 kg Sikament R-550C (trademark of Sika, CH), a polycarboxylate of comb class with a polyacrylic backbone and a PEG side chain combined by an ester, 15 Mw about 21500, 40 % s.c., pH 5.5-6.5, was mixed with 500 kg Sikament FF-86 (trademark of Sika, CH), a sulfonated melamine formaldehyde (SMF) resin at 40% s.c., pH 10-13, at room temperature (25 °C) in a conventional reactor of 1.5 m³ capacity with a paddle stirrer for 20 minutes until a homogenous mixture 20 has been obtained. This mixture was slightly heated to 60 °C to decrease viscosity and energy costs during spray drying. Spray drying was performed at 200 °C inlet temperature and 120-150 °C in outlet (using air heated). The resulting product passed through a sieve to separate eventually formed waxy or syrupy parts (< 1% w/w). The final spray-dried product can be stored within 25 25 kg coated bags for about 1 year.

Example 2: Production of a Solid Dispersant

200 kg Viscocrete PC-2 (trademark of Sika, CH), a polycarboxylate and comb 30 polymer with a polymethacrylic backbone and a PEG side chain attached by an ether bond, 50 % s.c., pH 3.5-5.5, was mixed with 800 kg Sikament FF-86, a sulfonated melamine formaldehyde (SMF) resin at 40% s.c., pH 10-13, at room temperature (25 °C) in a conventional reactor of 1.5 m³ capacity with a paddle

stirrer for 20 minutes until a homogenous mixture has been obtained. This mixture was slightly heated to 60 °C to decrease viscosity and energy costs during spray drying. Spray drying was performed at 200 °C inlet temperature and 120-150 °C in outlet (using air heated). The final spray-dried product can
5 be stored within 25 kg coated bags for about 1 year.

Examples 3 to 8: Determination of Flow and Mechanical Properties of Mortar Compositions

10 Mortar compositions were prepared with various PCEs and PCE compositions. The cement used was Portland pozzolanic cement (Cement Melon Plus) with a ratio cement:aggregates of 1:3. Mortar flow tests were carried out according to ASTM C1437 standard test method for flow of hydraulic cement mortars. The flow of the standard mortar, without addition of PCE, was 10-12 cm. In
15 inventive examples 3 and 8, spray-dried dispersant compositions prepared according to example 1 were used. In comparative examples 4 to 7, commercially available powder PCEs were added (Trademark Viscocrete, Sika, CH). The fluidizers and conditions are shown in table 1. W/C is the water content and A/C is the PCE content of the mortar compositions (in weight-%,
20 respectively).

The results are summarized in table 1. The inventive solid dispersant is referred to as "spray dried PCE". The results show that spray dried PCEs have good dispersant properties. The initial flow of the mortar compositions is similar
25 to that of comparative powder PCEs. At 30 min and 60 min, the mortar compositions comprising spray dried PCEs are able to maintain their flow. This finding was surprising, because melamine sulfonate formaldehyde condensates are known to decrease the flow of mortar compositions after 30 min or 60 min.

30

The mechanical properties of the mortars were examined in standard test method for compressive strength according to ASTM C109-C109M (tests 1, 2

and 3). The results are summarized in table 1. The results show that mortars with spray dried PCEs have improved compressive strength.

Table 1: Summary of conditions and results of examples 3 to 8

5

Ex	PCE	W/C	A/C	Flow	Flow	Flow	$\sigma_{c,1}$	$\sigma_{c,7}$	$\sigma_{c,28}$
				[cm]	[cm]	[cm]	[Kgf/cm ²]	[Kgf/cm ²]	[Kgf/cm ²]
				0 min	30 min	60 min	1d	7d	28d
3	spray-dried PCE powder	0,55	0,5	21,5	20,5	20,5	64	260	337,6
4	PCE powder (Viscocrete 111)	0,55	0,5	24	24	22,5	52	276	335,5
5	PCE powder (Viscocrete 125)	0,55	0,5	25,5	24	23	57	279	325,3
6	PCE powder (Viscocrete 125)	0,55	0,5	25,5	24	22,5	19,2	250	none
7	PCE powder (Viscocrete 111)	0,55	0,5	22,5	18,3	17	26,7	209	none
8	spray dried PCE	0,55	0,5	25,5	24	20	40,7	232	none

Examples 9 to 11: Water Reduction Capacity

10 The doses of PCE in inventive compositions (ex. 10, 11) and a comparative composition without PCE (ex. 9) were adjusted to a flow of 19 cm to observe their water reduction capacity. The conditions and results are summarized in table 2. The results show that the water content can be considerably reduced with the inventive solid dispersant.

Table 2: Summary of conditions and results of examples 9 to 11

Ex.	Sample	Dosage [%]	W/C	Flow [cm]	W/C respect to plain [%]
9	standard (without PCE)	0,0	0,79	19,3	100,0
10	spray dried PCE	0,5	0,69	19,4	87,3
11	spray dried PCE	1,0	0,63	19,3	79,7

5

Example 12: Structural analysis

Two dried PCE preparations according to the state of the art (Viscocrete 111 and 125) and an inventive spray dried powder were examined under the stereoscopic microscope. The results are shown in figures 1 to 2 (conventional powders) and figure 3 (inventive powder). The inventive particles are smaller and approximately spherical in shape. In comparison, the conventional particles are larger and rather of amorphous shapes with edges and corners. The results show that the inventive powder has a unique microstructure.

15

CLAIMS

1. A process for the production of a solid dispersant for a hydraulically binding
5 composition, comprising the steps of
- a) providing at least one first polymer, which is a comb polymer having a polymer backbone comprising carboxyl groups,
 - b) providing at least one second polymer, which is a condensate of, at
10 least, an aromatic compound and formaldehyde; or a liginosulfonate,
 - c) preparing an aqueous solution comprising the first and the second polymer, and
 - d) spray-drying the aqueous solution to obtain the solid dispersant.
- 15 2. The process according to claim 1, wherein the backbone of the comb polymer is a polycarboxylic acid and at least some of the side chains of the comb polymer are polyethers.
3. The process according to claim 2, wherein the side chains of the comb polymer
20 are covalently linked to the polycarboxylic acid backbone by ester, ether and/or amide bonds.
4. The process according to at least one of the preceding claims, wherein the polycarboxylic acid is polyacrylic acid, polymethacrylic acid or a copolymer of
25 acrylic acid and methacrylic acid.
5. The process according to at least one of the preceding claims, wherein the side chains comprise polyethyleneglycol and/or polypropyleneglycol.

6. The process according to at least one of the preceding claims, wherein the average molecular weight (Mw) of the comb polymer is 5'000 – 150'000 g/mol, in particular 10'000 - 100'000 g/mol, and/or the average molecular weight of the second polymer is 1'000 - 50'000 g/mol, in particular 2'000 - 10'000 g/mol.
- 5
7. The process according to at least one of the preceding claims, wherein the second polymer is a sulfonate.
8. The process according to at least one of the preceding claims, wherein the
10 second polymer is a melamine sulfonate formaldehyde condensate, a naphthalene sulfonate formaldehyde condensate, or a lignosulfonate.
9. The process according to at least one of the preceding claims, wherein the comb polymer and/or the condensate is neutralized or partially neutralized.
- 15
10. The process according to at least one of the preceding claims, wherein the aqueous solution, before spray-drying, comprises
- i. 5 to 60 % (w/w) first polymers,
 - ii. 5 to 60% (w/w) second polymers, and
 - 20 iii. 20 to 80% (w/w) water.
11. The process according to at least one of the preceding claims, wherein the solid dispersant is in the form of a powder or granulate.
- 25
12. A solid dispersant for a hydraulically binding composition, obtainable by a process of at least one of the preceding claims.
13. The solid dispersant of claim 12, comprising
- I. 5 to 95 % (w/w) first polymers and
 - 30 II. 5 to 95% (w/w) second polymers,

wherein the total amount of polymers i. and ii. is at least 90% (w/w).

14. The solid dispersant of claim 12 or 13 in the form of a fine powder, wherein the
average particle size $d_{50\%}$ is between 40 and 100 μm , preferably between 60
5 and 80 μm , and/or wherein the pH is between 5 and 9, more preferably
between 6 and 8 (measured in 4% (w/w) aqueous solution).

15. Use of a solid dispersant of any of claims 12 to 14 as a dispersant for a
hydraulically binding composition, preferably as a fluidizer.

10

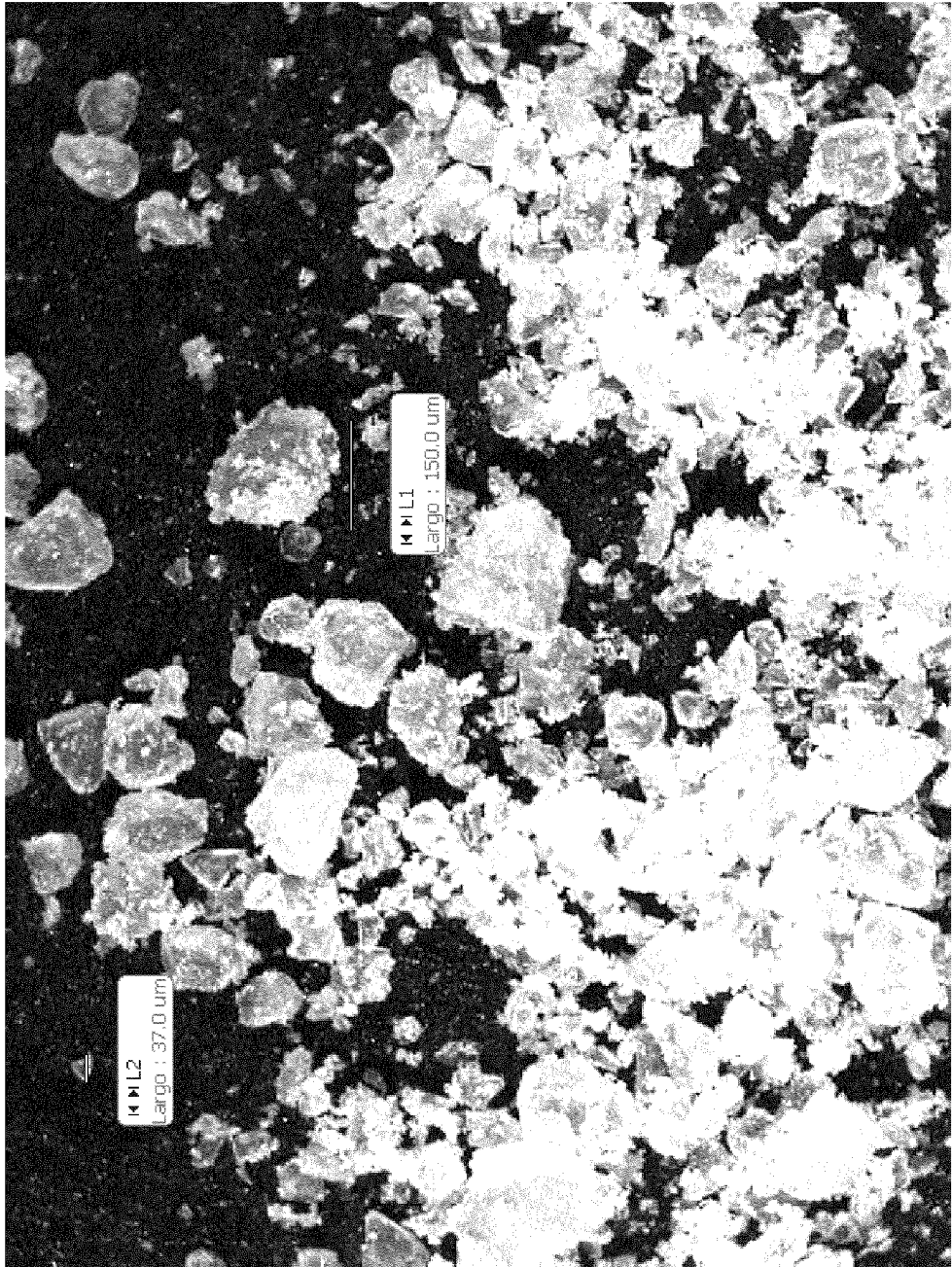


Figure 1


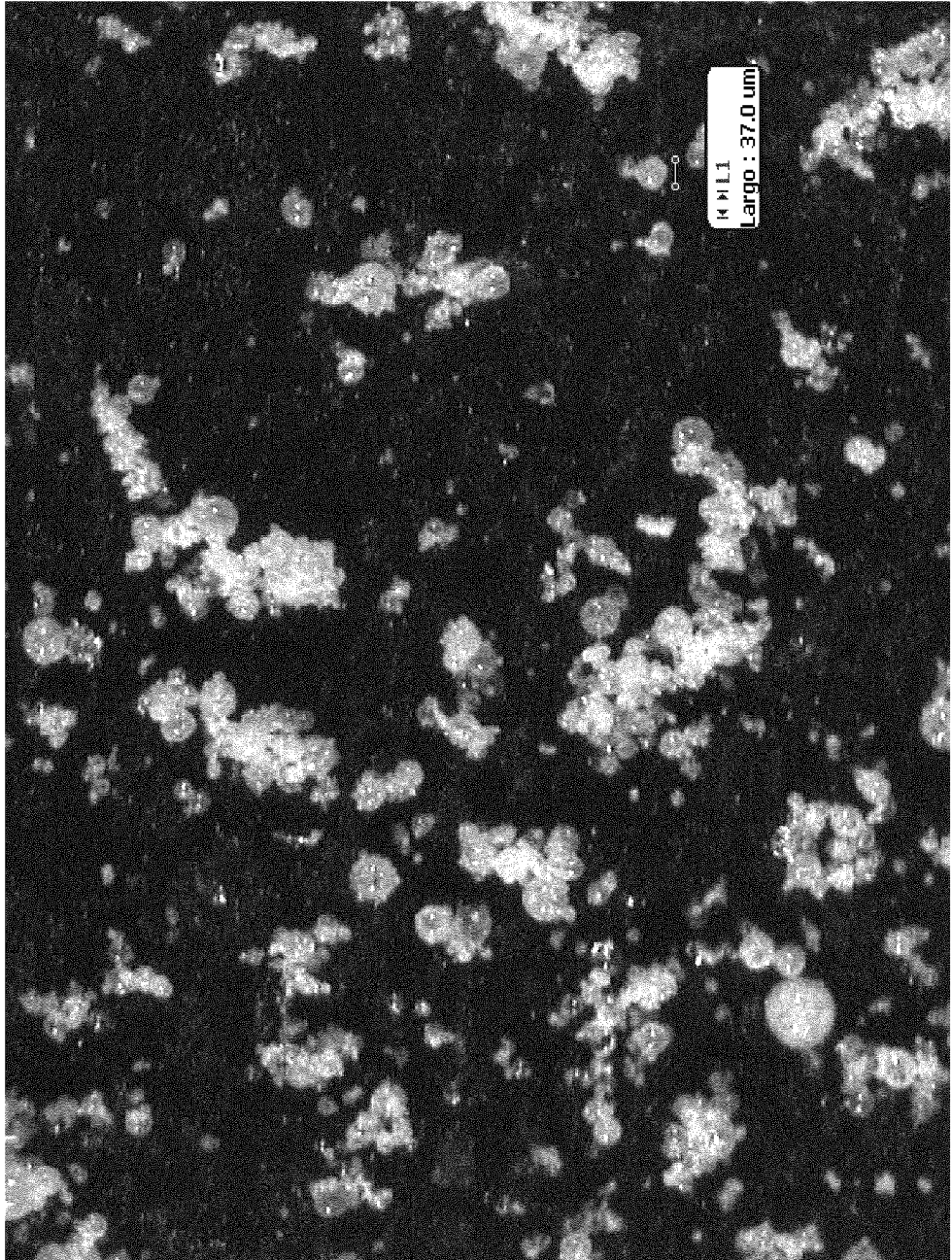


Figure 2



Figur 3

INTERNATIONAL SEARCH REPORT

International application No
PCT/EP2012/064969

A. CLASSIFICATION OF SUBJECT MATTER
INV. C04B24/26 C04B24/22 C04B24/18
ADD.
According to International Patent Classification (IPC) or to both national classification and IPC

B. FIELDS SEARCHED
Minimum documentation searched (classification system followed by classification symbols)
C04B

Documentation searched other than minimum documentation to the extent that such documents are included in the fields searched

Electronic data base consulted during the international search (name of data base and, where practicable, search terms used)
EPO-Internal, WPI Data

C. DOCUMENTS CONSIDERED TO BE RELEVANT

Category*	Citation of document, with indication, where appropriate, of the relevant passages	Relevant to claim No.
X	WO 2011/029711 A1 (BASF CONSTRUCTION POLYMERS GMBH [DE]; DIERSCHKE FRANK [DE]; KRAUS ALEX) 17 March 2011 (2011-03-17) page 6, line 14 - line 19 page 13, line 15 - page 14, line 30 page 43, line 30 - page 44, line 3; claims; table 1	1-15
A	----- US 2006/229388 A1 (KAWAKAMI HIROKATSU [JP] ET AL) 12 October 2006 (2006-10-12) cited in the application paragraphs [0009] - [0010], [0067]	1-15
A	----- US 2008/300344 A1 (GEORGES SEBASTIEN [FR] ET AL) 4 December 2008 (2008-12-04) paragraphs [0010], [0011]; claims ----- -/--	1-15

Further documents are listed in the continuation of Box C.

See patent family annex.

* Special categories of cited documents :

- "A" document defining the general state of the art which is not considered to be of particular relevance
- "E" earlier application or patent but published on or after the international filing date
- "L" document which may throw doubts on priority claim(s) or which is cited to establish the publication date of another citation or other special reason (as specified)
- "O" document referring to an oral disclosure, use, exhibition or other means
- "P" document published prior to the international filing date but later than the priority date claimed

"T" later document published after the international filing date or priority date and not in conflict with the application but cited to understand the principle or theory underlying the invention

"X" document of particular relevance; the claimed invention cannot be considered novel or cannot be considered to involve an inventive step when the document is taken alone

"Y" document of particular relevance; the claimed invention cannot be considered to involve an inventive step when the document is combined with one or more other such documents, such combination being obvious to a person skilled in the art

"&" document member of the same patent family

Date of the actual completion of the international search 17 December 2012	Date of mailing of the international search report 02/01/2013
Name and mailing address of the ISA/ European Patent Office, P.B. 5818 Patentlaan 2 NL - 2280 HV Rijswijk Tel. (+31-70) 340-2040, Fax: (+31-70) 340-3016	Authorized officer Grittern, Albert

INTERNATIONAL SEARCH REPORT

International application No
PCT/EP2012/064969

C(Continuation). DOCUMENTS CONSIDERED TO BE RELEVANT

Category*	Citation of document, with indication, where appropriate, of the relevant passages	Relevant to claim No.
A	US 2004/072939 A1 (CORNMAN CHARLES R [US] ET AL) 15 April 2004 (2004-04-15) paragraphs [0021] - [0027]; claims; examples -----	1-15

INTERNATIONAL SEARCH REPORT

Information on patent family members

International application No

PCT/EP2012/064969

Patent document cited in search report	Publication date	Patent family member(s)	Publication date
WO 2011029711 A1	17-03-2011	AU 2010294400 A1 CA 2771666 A1 CN 102596847 A EP 2473457 A1 WO 2011029711 A1	26-04-2012 17-03-2011 18-07-2012 11-07-2012 17-03-2011

US 2006229388 A1	12-10-2006	KR 20060105614 A US 2006229388 A1	11-10-2006 12-10-2006

US 2008300344 A1	04-12-2008	BR PI0706429 A2 CA 2641306 A1 CN 101379006 A EP 1984309 A1 FR 2897057 A1 US 2008300344 A1 WO 2007090948 A1 ZA 200805803 A	29-03-2011 16-08-2007 04-03-2009 29-10-2008 10-08-2007 04-12-2008 16-08-2007 25-11-2009

US 2004072939 A1	15-04-2004	NONE	
